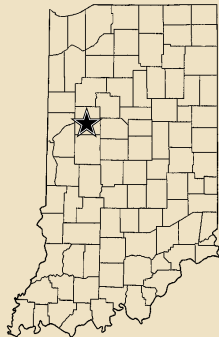


# Lafayette Central Catholic Knights

## Class A



### Team Facts

Town/City: Lafayette  
 County: Tippecanoe  
 Superintendent: Dr. Marie Williams  
 President: Joe Brettnacher  
 Principal: Dennis Musial  
 Athletic Director: Tim Bordenet  
 Asst. Athletic Director: Pat O'Keefe  
 Head Coach: Tim Bordenet  
 Assistant Coaches: David Sterrett,  
 Daryl Hallada, Shawn Hartlep,  
 Trent Brouillette, Tim Whiteaker  
 Nickname: Knights  
 School Colors: Navy and White  
 Conference: Hoosier Heartland  
 Enrollment: 220  
 Last Year's W-L Record: 21-8

### Season Results (27-4)

4/1	at Mount Vernon (Posey)	L	3-10
4/7	Lafayette Harrison	W	8-3
4/14	Tri-Central	W	7-4
4/18	Mishawaka Marian	W	6-2
4/18	Indpls. Cathedral	L	0-6
4/22	at Clinton Prairie	W	15-2 (5)
4/23	Clinton Prairie	W	9-0
4/24	at Indpls. Bishop Chatard	W	10-6
4/25	at Tri-Central	W	21-2 (5)
4/27	Frontier	L	8-9
4/29	Carroll (Flora)	W	9-2
4/29	Carroll (Flora)	W	8-1
5/5	Rossville	W	5-1
5/6	at Rossville	W	17-3 (5)
5/8	Delphi	W	6-1
5/11	at McCutcheon	W	4-3
5/12	at Clinton Central	W	9-1
5/14	Clinton Central	W	10-0 (5)
5/18	North White	W	8-3
5/19	at Benton Central	W	4-1
5/20	Northwestern	W	6-5
5/21	at Kokomo	L	9-11
5/23	vs. New Haven	W	6-5
5/23	vs. Western	W	11-4
5/25	West Lafayette	W	5-0
5/26	at Twin Lakes	W	15-2 (5)
<b>Laf. Central Catholic Sectional</b>			
6/2	Rossville	W	13-0 (5)
6/3	Tri-Central	W	1-0
<b>Cowan Regional</b>			
6/6	Monroe Central	W	8-2
6/6	Cowan	W	8-2 (11)
<b>Kokomo Semi-State</b>			
6/13	Fort Wayne Canterbury	W	16-1 (5)



Front Row (left to right): A.J. Bordenet (bat boy), Tanner Sterrett (bat boy), Ben Cramer, Taylor Glaze, Cody Schrader, Devin Morgan, Chas Bobillo, Brett Haan, Asst. Coach Shawn Hartlep; Middle Row: Asst. Coach Daryl Hallada (kneeling), Matt Combs, Reed Drysdale, Austin Munn; Back Row: Asst. Coach David Sterrett, Asst. Coach Tim Whiteaker, Billy Fusiek, Nick Stone, Danny Anthrop, Michael Lippai, Cole Hruskovich, Scott Windler, Ben Wiley, Tyler Child, Jason Aldridge, Dru Anthrop, Ty Hartlep, Asst. Coach Trent Brouillette, and Head Coach Tim Bordenet.

### Team Roster & Statistics

Lt.	Dk.	Name	B/T	Ht.	Pos.	Gr.	AB	H	R	RBI	2B	3B	HR	Avg.
2	2	Cody Schrader	R/R	5-7	OF/2B	10	5	4	7	1	0	10	0	.800
3	3	Dru Anthrop	R/R	6-1	SS	12	86	43	46	42	11	2	2	.500
5	5	Matt Combs	L/L	5-9	P/O/F	12	74	17	17	14	3	3	0	.230
6	6	Reed Drysdale	R/R	5-6	2B	11	94	41	26	48	13	2	1	.436
7	7	Billy Fusiek	R/R	6-1	P/IF	11	10	4	4	1	1	0	0	.400
8	8	Nick Stone	R/R	6-1	P/O/F	9	8	0	0	0	0	0	0	.000
9	9	Michael Lippai	L/L	5-9	OF	12	44	11	6	6	2	0	0	.250
11	11	Ben Cramer	L/L	5-10	P/O/F	11	0	0	1	0	0	0	0	.000
12	12	Austin Munn	R/L	5-11	P/O/F	9	43	11	12	8	0	1	0	.256
14	14	Danny Anthrop	R/L	5-11	IF	9	0	0	0	0	0	0	0	.000
17	17	Cole Hruskovich	R/R	6-0	OF/C	11	84	22	33	17	3	0	1	.262
20	20	Devin Morgan	R/R	5-7	C	10	9	5	3	4	2	0	0	.556
24	24	Taylor Glaze	L/L	6-2	P/1B	11	82	28	18	28	6	0	0	.341
26	26	Scott Windler	R/R	6-1	CF	11	105	47	47	20	15	1	3	.448
27	27	Ben Wiley	R/R	6-0	2B/3B	12	13	1	0	1	0	0	0	.077
28	28	Chas Bobillo	R/R	6-2	P/IF	11	80	24	17	21	5	1	0	.300
31	31	Brett Haan	R/R	6-3	P/O/F	10	9	5	0	0	0	0	0	.556
32	32	Tyler Child	R/R	5-11	C	12	97	32	22	35	11	0	2	.330
43	43	Ty Hartlep	R/R	5-11	C	11	0	0	0	0	0	0	0	.000
44	22	Jason Aldridge	R/R	6-2	1B	11	11	5	3	2	1	0	0	.455
<b>Totals</b>							<b>854</b>	<b>300</b>	<b>262</b>	<b>248</b>	<b>73</b>	<b>11</b>	<b>9</b>	<b>.351</b>

### Pitchers

Lt.	Dk.	Name	W/L	ERA	GS	CG	SV	IP	BF	H	R	ER	BB	SO	HBP
5	5	Matt Combs	3-2	4.85	5	1	0	21.6	114	25	20	15	20	22	1
8	8	Nick Stone	3-0	1.77	4	1	0	27.6	123	23	9	7	10	27	3
12	12	Austin Munn	3-0	3.00	2	1	0	21.0	96	11	9	9	16	28	2
24	24	Taylor Glaze	8-0	1.28	9	5	1	65.6	271	42	16	12	22	50	4
28	28	Chas Bobillo	4-1	2.74	3	0	0	23.0	91	18	14	9	9	27	1
31	31	Brett Haan	6-1	2.42	8	2	1	46.3	213	50	22	16	11	39	6
<b>Totals</b>			<b>27-4</b>	<b>2.34</b>	<b>31</b>	<b>10</b>	<b>2</b>	<b>210</b>	<b>927</b>	<b>171</b>	<b>92</b>	<b>70</b>	<b>91</b>	<b>201</b>	<b>17</b>

### State Finals History

State Champion: 2004 (A), 2007 (A)  
 Appearances: 2002 (A), 2003 (A), 2004 (A),  
 2007 (A), 2009 (3A)



Tim Bordenet

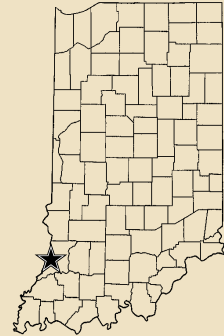
301-133-1, 14th Year

# Vincennes Rivet Patriots

## Class A



Front Row (left to right): Emily Montgomery, Brady Mouzin, Logan Johnson, Derek Potter, Jordan Campbell, Matt Sievers, Will Sievers; Back Row: Asst. Coach Dustin Jones, Head Coach Bill Beard, Cory Montgomery, Spencer Wirth, Mitchell Bahr, Tyler Vieke, Philip Halter, Asst. Coach Hank Lopez.



### Team Facts

Town/City: Vincennes  
 County: Knox  
 Principal: Janice Vantlin-Jones  
 Athletic Director: Jennifer Finch  
 Head Coach: Bill Beard  
 Assistant Coaches: Hank Lopez,  
 Dustin Jones, Doug Carroll  
 Student Managers: Will Sievers  
 Nickname: Patriots  
 School Colors: Purple and Gold  
 Conference: Blue Chip  
 Enrollment: 92  
 Last Year's W-L Record: 18-6

### Team Roster & Statistics

Lt.	Dk.	Name	B/T	Ht.	Pos.	Gr.	AB	H	R	RBI	2B	3B	HR	Avg.
8	8	Emily Montgomery	R/R	5-9	LF	10	40	4	2	3	0	0	0	.100
10	10	Derek Potter	L/R	5-8	2B	11	69	18	13	9	6	0	0	.261
12	12	Brady Mouzin	R/R	6-0	3B/P	9	82	23	20	14	2	1	4	.280
17	17	Spencer Wirth	R/R	6-2	3B/P	12	71	20	15	6	6	0	0	.282
24	24	Philip Halter	R/R	5-8	C	12	65	21	23	17	2	0	2	.323
27	27	Matt Sievers	R/R	6-1	1B	10	79	25	22	13	6	1	1	.316
30	30	Logan Johnson	R/R	6-0	OF	9	23	1	1	2	0	0	0	.043
32	32	Mitchell Bahr	R/R	6-2	SS	12	74	20	15	9	2	1	2	.270
38	38	Jordan Campbell	R/R	5-9	DH/OF	10	55	7	2	4	0	0	0	.127
40	40	Tyler Vieke	R/R	6-2	RF	12	62	19	11	9	1	0	1	.306
44	44	Cory Montgomery	R/R	6-0	CF	12	81	22	17	16	7	0	3	.272
<b>Totals</b>							<b>705</b>	<b>181</b>	<b>141</b>	<b>102</b>	<b>32</b>	<b>3</b>	<b>13</b>	<b>.257</b>

### Pitchers

Lt.	Dk.	Name	W/L	ERA	GS	CG	SV	IP	BF	H	R	ER	BB	SO	HBP
10	10	Derek Potter	1-2	4.00	4	0	1	28.0	143	34	25	16	17	24	3
12	12	Brady Mouzin	6-2	2.10	3	1	2	43.3	191	26	16	13	27	60	7
17	17	Spencer Wirth	7-2	2.93	11	5	0	55.0	253	59	33	23	13	57	7
24	24	Philip Halter	1-0	7.00	3	0	0	11.0	72	21	16	11	7	8	5
44	44	Cory Montgomery	1-4	5.37	5	0	0	30.0	164	27	41	23	37	25	11
<b>Totals</b>			<b>16-10</b>	<b>3.80</b>	<b>26</b>	<b>6</b>	<b>3</b>	<b>169.1</b>	<b>840</b>	<b>169</b>	<b>137</b>	<b>92</b>	<b>108</b>	<b>176</b>	<b>35</b>

### State Finals History

First Appearance



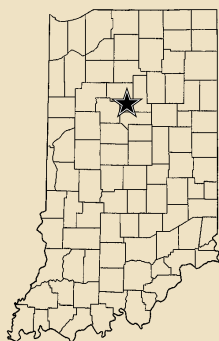
Bill Beard  
 143-58, 7th Year

### Season Results (16-10)

4/4	at Gibson Southern	L	6-13
4/8	at North Central (Farmersburg)	L	0-2
4/15	Barr Reeve	L	0-10 (5)
4/16	Bloomfield	W	10-8
4/17	at Pike Central	W	10-8
4/22	Shoals	W	4-3
4/23	Shakamak	L	3-6
4/25	at Loogootee	L	1-6
4/27	at Clay City	W	4-3
4/28	at Jasper	L	1-4
4/29	at North Knox	W	5-2 (8)
5/2	Sullivan	W	11-6
5/4	South Knox	W	15-5 (5)
5/14	Northeast Dubois	W	1-0
5/15	North Daviess	L	7-8 (8)
5/16	at Wood Memorial	L	2-12 (5)
5/18	Washington Catholic	W	11-6
5/21	at Eastern Greene	W	8-6
5/23	at Gibson Southern	L	1-10
5/23	at Heritage Hills	L	1-5
5/26	at New Harmony	W	9-3
<b>North Daviess Sectional</b>			
5/30	Washington Catholic	W	5-1
6/1	North Daviess	W	7-1
<b>Loogootee Regional</b>			
6/6	Trinity Luthern	W	7-0
6/6	Tecumseh	W	4-2
<b>Avon Semi-State</b>			
6/13	Shakamak	W	8-7

# Cass Kings

## Class 2A



### Team Facts

**Town/City:** Walton  
**County:** Cass  
**Superintendent:** Dr. John Bevan  
**Principal:** William Isaacs  
**Athletic Director:** Greg Marschand  
**Head Coach:** Greg Marschand  
**Assistant Coaches:** Steve Ford, Steve Broo, Dirk Tocco, Tyler Adams  
**Student Managers:** Brantley Seay, Jordan Harshman, Kelsey Sullivan  
**Nickname:** Kings  
**School Colors:** Navy, Red, and White  
**Conference:** Mid-Indiana  
**Enrollment:** 543  
**Last Year's W-L Record:** 14-11

### Season Results (20-8)

4/9	at Delphi	W	9-5
4/11	Eastbrook	W	15-5
4/11	Eastbrook	W	14-4
4/16	at Caston	W	14-1
4/18	Wabash	W	14-4
4/18	Wabash	W	8-1
4/23	Southwood	W	6-4
4/24	Twin Lakes	L	1-5
4/27	at Pioneer	W	12-2
4/28	Hamilton Heights	W	11-1
5/4	Rochester	L	5-6
5/5	Western	L	2-4
5/7	at Maconaquah	L	7-10
5/8	at Winamac	W	17-5
5/11	Oak Hill	L	4-14
5/12	Eastern (Greentown)	W	3-2
5/14	at Peru	W	10-5
5/18	at Kokomo	L	6-14
5/19	at Northwestern	W	5-4
5/21	at Taylor	L	11-14
5/22	Tipton	W	4-1
5/25	Carroll (Flora)	L	4-7
5/28	at Southwood	W	12-6
6/1	at Manchester	W	2-1
6/2	at Northfield	W	11-1
6/6	at Tipton	W	3-2
6/6	at Bluffton	W	4-1
6/15	at Hammond Bishop Noll	W	9-6

#### Wabash Sectional


5/28	Southwood	W	12-6
6/1	Manchester	W	2-1
6/2	Northfield	W	11-1

#### Wabash Regional

6/6	Tipton	W	3-2
6/6	Bluffton	W	4-1

#### South Bend Clay Semi-State

6/14	Hammond Bishop Noll	W	9-6 (11)
------	---------------------	---	----------



Front Row (left to right): Caleb Comoglio, David Diedrick, Nathan Kile, Tyler Yeakley, Austin Foreman, Andrew Troutman; Second Row: Damon Foreman, Jack Farnham, Jacob Williams, Cole Maxwell, Keith Lee, Cameron Cummings, Jacob Stover, Colton Zeck; Third Row: Taylor Plank, Nate Dowden, Brody Ederly, Jacob Rouch, Evan Depew, Keegan Key, Drew Fowler; Back Row: Taylor Key, Brantley Seay, Asst. Coach Steve Broo, Head Coach Greg Marschand, Asst. Coach Steve Ford, Asst. Coach Tyler Adams, Jordan Harshman, Kelsey Sullivan (Not Pictured: Asst. Coach Dirk Tocco).

### Team Roster & Statistics

Lt.	Dk.	Name	B/T	Ht.	Pos.	Gr.	AB	H	R	RBI	2B	3B	HR	Avg.
3	3	Drew Fowler	R/R	6-2	OF	12	106	21	25	11	0	1	2	.198
4	4	Caleb Comoglio	R/R	5-8	INF	10	30	11	7	6	2	0	1	.367
5	5	Nathan Kile	R/R	5-7	C	10	0	0	0	0	0	0	0	.000
6	6	Evan Depew	R/L	6-3	P/OF	11	86	27	20	21	2	1	1	.314
7	7	Keith Lee	R/R	5-10	OF	12	96	38	36	26	2	2	1	.396
8	8	Andrew Troutman	R/R	6-0	P/SS	11	73	24	15	18	4	0	0	.329
9	9	Jacob Williams	S/R	6-0	C	9	3	2	2	0	0	0	0	.667
10	10	Austin Foreman	R/R	5-5	INF	9	0	0	0	0	0	0	0	.000
11	11	Colton Zeck	R/R	5-9	C	12	89	32	32	28	7	0	5	.360
12	12	Tee Plank	R/R	6-0	INF	12	11	1	1	2	0	0	0	.090
14	14	Jake Stover	R/R	5-9	P	10	0	0	0	0	0	0	0	.000
15	15	David Diedrick	R/R	5-5	OF	10	52	17	16	14	2	1	0	.327
16	16	Brody Ederly	R/R	6-1	1B	11	83	38	18	29	3	2	2	.458
18	18	Jack Farnham	R/R	5-11	3B	10	0	0	0	0	0	0	0	.000
21	21	Cam Cummings	R/R	5-9	2B	12	68	23	22	12	4	2	1	.338
22	22	Damon Foreman	R/R	6-0	P/2B	11	91	38	23	18	5	0	0	.418
24	24	Keegan Key	R/R	6-2	P	9	4	2	2	1	1	0	0	.500
32	32	Tyler Yeakley	R/R	5-8	OF	12	2	1	1	0	0	0	0	.500
33	33	Cole Maxwell	R/R	5-10	OF	11	5	1	0	0	0	0	0	.200
34	34	Jake Rouch	R/R	6-7	1B	10	0	0	0	0	0	0	0	.000
40	40	Nate Dowden	R/R	5-11	P	12	10	4	2	1	0	0	0	.400
<b>Totals</b>							<b>809</b>	<b>280</b>	<b>222</b>	<b>197</b>	<b>34</b>	<b>9</b>	<b>13</b>	<b>.346</b>

### Pitchers

Lt.	Dk.	Name	W/L	ERA	GS	CG	SV	IP	BF	H	R	ER	BB	SO	HBP
6	6	Evan Depew	3-3	4.78	8	2	-	41	-	43	32	28	43	18	-
8	8	Andrew Troutman	6-1	1.08	10	6	-	65	-	47	29	10	17	43	-
11	11	Colton Zeck	2-0	1.17	2	1	-	12	-	11	6	2	10	5	-
21	21	Cam Cummings	3-1	1.59	2	0	-	22	-	15	10	5	10	14	-
22	22	Damon Foreman	5-1	1.21	5	3	-	29	-	18	10	5	7	18	-
24	24	Keegan Key	-1-1	7.00	0	0	-	21	-	30	28	21	10	6	-
40	40	Nate Dowden	0-1	6.00	1	0	-	14	-	21	18	12	10	2	-
<b>Totals</b>			<b>20-8</b>	<b>2.86</b>	<b>28</b>	<b>12</b>	<b>-</b>	<b>203</b>	<b>-</b>	<b>185</b>	<b>133</b>	<b>83</b>	<b>106</b>	<b>120</b>	<b>-</b>

### State Finals History

First Appearance



Greg Marschand  
448-339, 30th Year

# Heritage Christian Eagles

## Class 2A



Front Row (left to right): Tanner Stis, Sterling Harpst, Cam McWilliams, Chris Ward, Christian Rector, Joey Winkle, Roman Cofer, Jordan Sloan; Back Row: Head Coach Dan Ambrose, Jeff Miley, Jeremy Sherrill, Brad Robbins, John Miley, Joey Perrott, David Ledbetter, Ryan Ledbetter, Scott Kreeger, Steven Jones, and Assistant Coach Kiel Atkinson.

### Team Roster & Statistics

Lt.	Dk.	Name	B/T	Ht.	Pos.	Gr.	AB	H	R	RBI	2B	3B	HR	Avg.
1	1	Steven Jones	R/R	5-6	OF	9	2	1	1	0	1	0	0	.500
2	2	Tanner Stis	R/R	5-9	SS	10	67	27	16	17	6	1	0	.403
3	3	Cameron McWilliams	L/L	5-9	LF	11	91	38	23	13	4	1	1	.418
4	4	Jordan Slone	R/R	5-7	OF-P	12	29	10	11	8	2	1	0	.345
5	5	Sterling Harpst	R/R	5-9	2B	11	87	34	40	18	10	0	1	.391
6	6	Chris Ward	R/R	5-9	CF	12	90	54	45	47	11	2	13	.600
7	7	Christian Rector	R/R	5-11	3B	12	89	35	35	30	10	0	4	.393
9	9	Scott Kreeger	L/L	5-10	RF	11	46	20	13	11	3	0	0	.435
10	24	Joe Winkle	R/R	5-9	OF	10	0	0	0	0	0	0	0	.000
11	11	John Miley	R/R	5-10	1B	12	67	24	14	8	2	0	0	.358
12	12	Joe Perrott	R/R	6-0	P	12	35	15	10	11	1	0	1	.429
13	26	Roman Cofer	R/R	5-9	OF	11	18	6	11	2	0	0	0	.333
14	14	Brad Robbins	R/R	6-1	C	10	0	0	1	0	0	0	0	.000
15	15	Jeremy Sherrill	R/R	6-1	C	12	77	32	20	24	4	0	0	.416
17	17	Ryan Ledbetter	R/R	6-1	P-SS	11	74	27	25	18	6	0	2	.365
18	18	David Ledbetter	L/R	6-1	P-LF	11	50	18	13	10	2	0	1	.360
20	27	Brendon Burke	R/R	6-0	1B	10	0	0	1	0	0	0	0	.000
38	8	Jeff Miley	R/R	6-2	3B	10	20	7	8	8	0	0	1	.350
<b>Totals</b>							<b>919</b>	<b>348</b>	<b>300</b>	<b>225</b>	<b>62</b>	<b>5</b>	<b>24</b>	<b>.379</b>

### Pitchers

Lt.	Dk.	Name	W/L	ERA	GS	CG	SV	IP	BF	H	R	ER	BB	SO	HBP
2	2	Tanner Stis	2-0	3.50	5	0	0	12.0	-	12	6	6	6	12	-
4	4	Jordan Slone	1-0	5.25	10	0	1	14.7	-	21	13	11	8	9	-
6	6	Chris Ward	6-1	1.58	9	0	0	31.0	-	29	11	7	9	36	-
12	12	Joe Perrott	4-1	2.79	10	3	1	32.7	-	30	15	13	6	44	-
15	15	Jeremy Sherrill	4-0	4.94	5	1	0	17.0	-	17	15	12	5	28	-
17	17	Ryan Ledbetter	2-0	1.72	10	1	1	20.3	-	17	8	5	10	32	-
18	18	David Ledbetter	4-3	3.78	11	1	1	46.3	-	50	32	25	25	58	-
<b>Totals</b>			<b>23-6</b>	<b>3.18</b>	<b>60</b>	<b>6</b>	<b>4</b>	<b>174</b>	-	<b>176</b>	<b>100</b>	<b>79</b>	<b>69</b>	<b>219</b>	-

### State Finals History

First Appearance



Dan Ambrose  
214-98, 16th Year



### Team Facts

Town/City: Indianapolis  
 County: Marion  
 Superintendents:  
 Gary Boram, Brenda Klingerman  
 Principal: Sharon Cruse  
 Athletic Director: Andrew Riddick  
 Asst. Athletic Director: Michelle York  
 Head Coach: Dan Ambrose  
 Assistant Coaches:  
 Kiel Atkinson and Darrell Thompson  
 Student Managers/Statisticians:  
 Kate Corcoran and Sarah Harey  
 Nickname: Eagles  
 School Colors: Royal Blue/White/Black  
 Conference: Independent  
 Enrollment: 544  
 Last Year's W-L Record: 20-10

### Season Results (24-6)

4/2	at Lapel	W	17-7
4/4	at Christian Academy (TN)	L	1-4
4/4	at Christian Academy (TN)	W	6-3
4/18	Baptist Academy	W	23-2
4/19	Madison-Grant	W	10-5
4/19	Madison-Grant	W	8-2
4/25	at Northfield	L	7-9
4/25	at Northfield	W	16-14
4/27	at Brebeuf Jesuit	L	0-10
5/2	Indpls. Washington	W	21-0
5/2	Guerin Catholic	W	11-2
5/4	at Indpls. Lutheran	W	15-0
5/5	at Triton Central	W	12-3
5/7	Indpls. Washington	W	20-0
5/8	at Bethesda Christian	W	9-1
5/9	at Indpls. Bishop Chatard	L	3-5
5/11	Indpls. Kings Homeschool	W	9-2
5/12	Indpls. Socecina Memorial	W	7-5
5/14	Indpls. Manual	W	11-0
5/15	at Roncalli	W	7-5
5/18	at Mt. Vernon (Fortville)	L	2-6
5/19	Covenant Christian	L	2-4
5-21	at Indian Creek	W	21-0
5/23	at Park Tudor	W	6-4

#### Park Tudor Sectional

5/28	Indpls. Cardinal Ritter	W	11-1
5/30	Indpls. Washington	W	10-0
6/1	Park Tudor	W	6-5

#### Park Tudor Regional

6/6	Elwood	W	5-4
6/6	Lawrenceburg	W	4-2

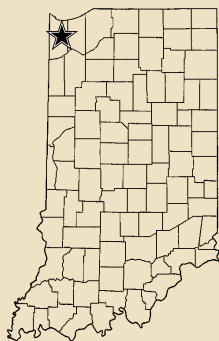
#### Jasper Semi-State

6/13	Evansville Mater-Dei	W	10-6
------	----------------------	---	------



# Andrean Fighting 59ers

## Class 3A



### Team Facts

Town/City: Merrillville  
 County: Lake  
 Superintendent: Barbara O'Block  
 Principal: Rev. Paul E. Quanz, C.S.B.  
 Athletic Director: Tim Crnkovich  
 Head Coach: Dave Pishkur  
 Assistant Coaches: Ryne Pishkur, Mike Staehle, Alan Myszkowski, Sam Hutton, John Frankovich  
 Student Managers: Kelly Dineen, Brian Kogut, Mickey Noworyta, Kelsie Plesiac  
 Nickname: 59'ers  
 School Colors: Red and Gold  
 Conference: Northwest Crossroads  
 Enrollment: 645  
 Last Year's W-L Record: 30-2

### Season Results (32-2)

4/4	Hammond Gavitt	W	10-0 (5)
4/7	Hammond Clark	W	13-3 (5)
4/9	Illiana Christian (IL)	L	1-9
4/11	Penn	L	4-5
4/14	Lowell	W	4-0
4/15	Griffith	W	2-1
4/18	Chesterton	W	5-0
4/20	at Kankakee Valley	W	5-2
4/22	Marian Catholic (IL)	W	14-1 (5)
4/24	at Highland	W	15-1 (5)
4/25	Hammond Bishop Noll	W	9-1 (8)
4/28	Munster	W	11-0 (5)
5/2	at Norwell	W	6-0
5/2	at Brebeuf Jesuit	W	10-1
5/4	at Lowell	W	11-2
5/5	vs. Naperville Central (IL)	W	13-2 (5)
5/6	at Griffith	W	5-0
5/7	at Hobart	W	9-4
5/8	Kankakee Valley	W	13-3 (5)
5/12	at South Bend Clay	W	8-1
5/14	Highland	W	14-5
5/16	at Reavis (IL)	W	13-5
5/16	at Reavis (IL)	W	8-5
5/18	at Munster	W	11-1 (5)
5/20	Hobart	W	16-1 (5)
5/22	vs. South Dearborn	W	10-4
5/23	Fort Wayne Northrop	W	2-1
5/23	at Carmel	W	9-6
5/25	Merrillville	W	9-3

### Kankakee Valley Sectional

5/30	Knox	W	13-3 (5)
6/1	Griffith	W	14-1 (5)

### Plymouth Regional

6/6	Benton Central	W	3-0
6/6	Hammond Clark	W	11-0 (5)

### Kokomo Semi-State

6/13	Delta	W	14-3 (5)
------	-------	---	----------



Front Row: Kevin Franchetti; Middle Row (left to right): Mike Pokers, Adam Norton, Kyle Kovach, Kyle Otte, Vince Tomincasa, Tyler Ochi, Thomas Polus, Evan Rapacz; Back Row: Brian Kogut, Brandon Pavlina, Sam Tomincasa, Ryan Dineen, Brandon Wadas, Matt Doolin, Ken Mahala, P. J. Mason, Mark Pishkur, Jordan Falls, Richard Gallina, Michael Noworyta.

### Team Roster & Statistics

Lt.	Dk.	Name	B/T	Ht.	Pos.	Gr.	AB	H	R	RBI	2B	3B	HR	Avg.
1	1	Tyler Ochi	R/R	5-10	OF/INF	10	52	20	15	16	3	0	0	.385
2	2	Thomas Polus	L/L	5-8	P/OF	12	74	22	16	11	3	1	0	.297
3	3	Ryan Dineen	L/R	6-2	INF	12	84	36	39	27	13	2	3	.429
4	4	Vince Tomincasa	R/R	5-9	INF/OF	11	32	4	7	3	0	0	0	.125
5	5	Ken Mahala	L/R	6-2	P/INF	11	83	32	26	42	6	0	9	.385
6	6	Evan Rapacz	L/L	5-10	OF	12	60	21	21	20	6	0	1	.350
7	7	Kyle Otte	R/R	5-10	P	12	2	0	1	0	0	0	0	.000
8	8	Sam Tomincasa	L/R	5-10	C	12	13	1	4	1	0	0	0	.077
9	9	Brandon Wadas	L/L	5-11	OF	11	20	4	17	1	0	0	0	.200
10	10	Adam Norton	R/R	6-1	P/SS	12	106	59	45	54	30	4	5	.557
12	12	Kyle Kovach	R/R	5-9	OF	12	90	29	45	16	6	1	1	.322
13	13	Kevin Franchetti	R/R	6-0	C	12	98	40	29	43	10	0	3	.408
16	16	Brandon Pavlina	R/R	5-10	INF	9	2	1	4	1	1	0	0	.500
17	17	P. J. Mason	R/R	6-1	OF/P	11	48	12	12	12	4	1	2	.250
18	18	Jordan Falls	R/R	6-0	C	10	4	0	0	0	0	0	0	.000
19	19	Richard Gallina	L/L	5-11	P/1B	11	7	1	1	0	0	0	0	.143
21	21	Matt Doolin	L/R	6-0	1B	11	28	5	5	4	1	0	0	.179
22	22	Mark Pishkur	R/R	5-10	INF	9	4	0	3	1	0	0	0	.000
24	24	Mike Pokers	R/R	6-2	P/1B	12	93	30	24	29	7	1	5	.323
25	25	Alex Maldonado	R/R	5-10	OF	11	0	0	0	0	0	0	0	.000
<b>Totals</b>							<b>900</b>	<b>317</b>	<b>314</b>	<b>281</b>	<b>91</b>	<b>10</b>	<b>29</b>	<b>.352</b>

### Pitchers

Lt.	Dk.	Name	W/L	ERA	GS	CG	SV	IP	BF	H	R	ER	BB	SO	HBP
2	2	Thomas Polus	8-1	1.17	9	7	1	54.0	217	38	16	9	23	57	3
5	5	Ken Mahala	7-1	1.82	9	5	1	50.0	211	40	18	13	14	65	6
7	7	Kyle Otte	3-0	3.20	3	1	1	19.7	86	13	10	9	18	22	3
10	10	Adam Norton	8-0	1.22	8	7	0	46.0	169	22	11	8	4	47	4
24	24	Mike Pokers	6-0	1.62	5	4	1	39.0	159	24	14	9	18	58	3
<b>Totals</b>			<b>32-2</b>	<b>1.74</b>	<b>34</b>	<b>24</b>	<b>4</b>	<b>213</b>	<b>871</b>	<b>144</b>	<b>74</b>	<b>53</b>	<b>85</b>	<b>253</b>	<b>19</b>

### State Finals History


State Champion: 2005 (3A)  
 Runner-Up: 2004 (3A)  
 Appearances: 2003 (3A), 2004 (3A), 2005 (3A), 2009 (3A)



Dave Pishkur  
 721-230, 30th Year

# West Vigo Vikings

## Class 3A



Front Row (left to right): Zane Mann, Nolan Flinn, Cameron Fagg, Cogan Stewart, Jered Hauer, Kaleb Blair, Cody Wheat; Middle Row: Asst. Coach Darrin Barton, Zach Kent, Scott West, Dylan Aff, Travis Lewsader, Cody Thornton, Ryan Crowther, Asst. Coach Kenny Pearson; Back Row: Asst. Coach Adam Lindsay, Tyler Wampler, Landon Keith, Craig Knoepfel, Jordan Pearson, Brody McCalister, Aaron Welch, Trainer Greg MacDonald, Jeremy Lucas, Head Coach Steve DeGroot.

### Team Roster & Statistics

Lt.	Dk.	Name	B/T	Ht.	Pos	Gr.	AB	H	R	RBI	2B	3B	HR	Avg.
2	2	Jordan Pearson	R/R	6-1	2B/SS/P	12	100	46	52	24	10	5	3	.460
3	3	Tyler Wampler	R/R	6-0	SS/P	11	95	38	33	29	2	2	1	.412
4	4	Zach Kent	R/R	5-10	2B/SS	10	3	2	1	3	0	0	0	.667
5	5	Cameron Fagg	R/R	5-10	3B	12	102	42	47	40	8	1	5	.412
6	6	Cody Wheat	R/R	5-3	OF	10	8	2	4	3	1	0	0	.250
7	7	Nolan Flinn	R/R	5-8	3B	10	5	2	2	2	0	0	0	.400
8	8	Brodey McCalister	R/R	6-0	OF/C	11	84	25	25	17	4	0	0	.298
12	12	Craig Knoepfel	R/R	6-0	OF	11	10	3	1	3	1	0	0	.300
14	14	Cogan Stewart	R/R	5-3	C	9	0	0	0	0	0	0	0	.000
18	18	Jered Hauer	R/R	5-7	OF	11	2	0	0	0	0	0	0	.000
19	19	Ryan Crowther	R/L	6-0	1B/P	10	4	2	2	1	0	0	0	.500
21	21	Dylan Aff	R/R	5-10	OF	10	68	30	26	18	4	1	1	.382
22	22	Scott West	R/R	5-10	2B/P	10	85	20	19	13	2	1	0	.235
24	24	Landon Keith	R/R	6-0	OF	12	4	1	1	1	0	0	0	.250
25	25	Travis Lewsader	R/R	5-10	3B	9	1	0	0	1	0	0	0	.000
27	27	Kaleb Blair	L/L	5-9	1B	9	8	4	3	1	0	0	0	.500
30	30	Cody Thornton	R/R	6-1	OF	9	85	30	25	20	8	3	3	.353
32	32	Jeremy Lucas	R/R	6-2	C	12	97	47	35	46	16	1	8	.485
33	33	Aaron Welch	R/R	5-11	1B	12	96	39	24	39	7	2	7	.406
44	44	Zane Mann	R/R	5-10	OF	10	0	0	1	0	0	0	0	.000
<b>Totals</b>							<b>857</b>	<b>329</b>	<b>305</b>	<b>263</b>	<b>64</b>	<b>16</b>	<b>28</b>	<b>.384</b>

### Pitchers

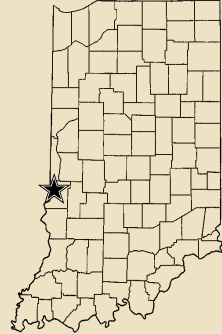
Lt.	Dk.	Name	W/L	ERA	GS	CG	SV	IP	BF	H	R	ER	BB	SO	HBP
2	2	Jordan Pearson	14-1	1.99	14	10	0	92.0	343	85	39	25	23	81	3
3	3	Tyler Wampler	8-0	2.59	9	3	1	43.3	165	42	27	16	25	37	6
5	5	Cameron Fagg	1-0	1.05	0	0	0	6.7	21	5	1	1	3	5	0
22	22	Scott West	4-0	2.47	4	3	0	34.0	141	40	17	12	10	33	0
32	32	Jeremy Lucas	1-0	1.00	1	0	0	7.0	29	7	2	1	4	10	0
<b>Totals</b>			<b>28-1</b>	<b>2.10</b>	<b>29</b>	<b>16</b>	<b>1</b>	<b>183</b>	<b>699</b>	<b>179</b>	<b>86</b>	<b>55</b>	<b>65</b>	<b>166</b>	<b>9</b>

### State Finals History

Appearances: 2000 (3A), 2009 (3A)



Steve DeGroot  
438-118, 23rd Year



### Team Facts

**Town/City:** West Terre Haute  
**County:** Vigo  
**Superintendent:** Daniel Tanoos  
**Principal:** Tom Balitewicz  
**Athletic Director:** Mike Miller  
**Asst. Athletic Director:** Kelly Stafford  
**Head Coach:** Steve DeGroot  
**Assistant Coaches:** Kenny Pearson, Adam Lindsay, Darrin Barton

**Student Managers:**  
 Jocelyn Gregg and Shelby Behringer  
**Nickname:** Vikings  
**School Colors:** Kelly Green, White, and Black  
**Conference:** Western Indiana  
**Enrollment:** 704  
**Last Year's W-L Record:** 22-6

### Season Results (28-1)

4/3	Mattawan (MI)	W	7-0
4/3	Mattawan (MI)	W	14-2 (5)
4/11	vs. Connersville	L	1-2
4/11	vs. Indianapolis Pike	W	18-11
4/16	at North Vermillion	W	31-15 (5)
4/17	Turkey Run	W	20-0 (5)
4/18	Washington	W	7-4
4/23	at Newton (IL)	W	6-4
4/25	vs. Roncalli	W	5-0
4/25	at Franklin Central	W	9-8
4/29	South Vermillion	W	7-1
5/2	at Brown County	W	12-0 (5)
5/2	at Brown County	W	13-3 (6)
5/5	Northview	W	12-7
5/9	vs. Terre Haute South	W	15-3 (6)
5/9	at Terre Haute North	W	13-3 (6)
5/18	at Edgewood	W	7-5
5/19	Sullivan	W	17-7 (5)
5/20	at Sullivan	W	9-1
5/21	at Owen Valley	W	9-2
5/23	vs. Tippecanoe Valley	W	7-3
5/23	vs. Cowan	W	9-5
5/26	Riverton Parke	W	11-3
<b>West Vigo Sectional</b>			
5/28	Brown County	W	4-1
5/30	Greencastle	W	9-3
6/1	South Vermillion	W	12-2
<b>Southridge Regional</b>			
6/6	Charlestown	W	5-0
6/6	Jasper	W	11-0 (6)
<b>Avon Semi-State</b>			
6/13	Brebeuf Jesuit	W	11-6

# Fort Wayne Snider Panthers

## Class 4A



### Team Facts

Town/City: Fort Wayne  
 County: Allen  
 Superintendent: Dr. Wendy Robinson  
 Principal: Mrs. Deborah Watson  
 Athletic Director: Russell Isaacs  
 Asst. Athletic Director: James Wagner  
 Head Coach: Andy Owen  
 Assistant Coaches:

Craig Falls, Bruce Meyer,  
 Ryan Rupp, Marc Skelton

Nickname: Panthers

School Colors: Black and Gold

Conference: Summit Athletic

Enrollment: 2,050

Last Year's W-L Record: 16-10

### Season Results (24-3)

4/9	FW Blackhawk	Christian	W	12-2
4/11	Fort Wayne	Wayne	W	5-0
4/16	Norwell		W	5-3
4/18	at Wapahani		W	3-1
4/18	at Wapahani		W	5-0
4/22	DeKalb		W	9-2
4/23	Fort Wayne	Harding	W	31-2
4/24	Fort Wayne	South Side	W	15-10
4/25	Carroll (Fort Wayne)		W	10-7
4/25	Carroll (Fort Wayne)		L	6-22
4/27	New Haven		W	12-9
4/28	vs. Fort Wayne	North Side	W	9-2
5/2	Fort Wayne	Northrop	W	12-2
5/5	at FW	Bishop Luers	W	15-0
5/7	Fort Wayne	Elmhurst	W	5-4
5/9	at Homestead		L	6-16
5/9	at Homestead		L	8-10
5/12	vs. FW	Bishop Dwenger	W	7-0
5/14	FW	Concordia Lutheran	W	9-6
5/15	at Bellmont		W	14-4
5/19	at Fort Wayne	Wayne	W	11-2
5/22	at East Noble		W	15-3

#### DeKalb Sectional

5/30	Fort Wayne	Northrop	W	15-5
5/30	DeKalb		W	11-1

#### Pendleton Heights Regional

6/6	Pendleton Heights		W	13-11
6/6	McCUTCHEON		W	9-8

#### South Bend Clay Semi-State

6/15	Crown Point		W	4-2
------	-------------	--	---	-----



Front Row (left to right): Thomas Zumbaugh, Ryan Foss, Justin Scott, Nathan Kipfer, Daniel Sullivan, Stephen Hentz; Second Row: Lukas Richardson, Vince Evans, Alex Harvey, Todd Freimuth, Kyle Bowman; Third Row: Alex Mitchell, Drake Everson, Spencer Anderson, Cody Johnson, Devon Rush, Steve Jones; Fourth Row: Asst. Coach Craig Falls, Asst. Coach Ryan Rupp, Head Coach Andy Owen, Asst. Coach Marc Skelton, Asst. Coach Bruce Meyer; Not Pictured: Austin Roberson, Kyle Howell, Paul Brumbaugh, Tyler Amstutz, Nicholas Becher, Nicholas Vachon, Grant Yoder, Kyle Vollenweider.

### Team Roster & Statistics

Lt.	Dk.	Name	B/T	Ht.	Pos.	Gr.	AB	H	R	RBI	2B	3B	HR	Avg.
1	1	Stephen Hentz	R/R	5-10	OF	12	23	9	11	1	3	0	1	.391
3	3	Ryan Foss	L/R	5-11	P/OF	11	0	0	0	0	0	0	0	.000
4	4	Thomas Zumbaugh	R/R	5-10	IF	12	36	14	11	7	4	0	2	.388
6	6	Drake Everson	R/R	6-0	P/IF	12	47	19	11	20	5	1	0	.404
8	8	Alex Harvey	R/R	6-1	P/IF	11	5	4	3	1	0	0	0	.800
9	9	Nathan Kipfer	R/R	6-0	IF	12	52	24	24	12	4	1	1	.462
10	10	Vince Evans	R/R	5-10	C	11	10	7	6	5	0	0	1	.700
11	7	Nicholas Vachon	R/R	5-9	OF	10	6	1	0	0	0	0	0	.167
12	12	Justin Scott	R/R	6-0	P/IF	12	68	27	24	22	9	1	3	.397
13	13	Steven Jones	R/R	6-1	IF	11	3	1	4	1	0	0	0	.333
15	15	Lukas Richardson	R/L	5-10	IF	11	67	22	19	14	2	0	1	.328
16	16	Kyle Bowman	R/R	5-11	OF/C	11	72	23	18	19	1	3	3	.319
18	18	Grant Yoder	R/R	6-3	P/IF	10	0	0	0	0	0	0	0	.000
19	19	Spencer Anderson	R/R	6-3	P/OF	12	59	25	21	21	3	1	3	.424
20	20	Alexander Mitchell	R/R	6-2	C	12	77	25	23	31	6	4	4	.325
21	21	Cody Johnson	R/R	6-4	P/IF	12	70	26	22	23	8	0	4	.371
22	22	Todd Freimuth	R/R	5-9	IF	11	10	3	5	5	0	0	1	.300
24	24	Devon Rush	R/L	6-1	OF	11	52	27	28	24	5	3	2	.519
25	25	Kyle Vollenweider	R/R	5-11	OF	10	0	0	0	0	0	0	0	.000
26	26	Daniel Sullivan	L/L	5-9	P/OF	12	77	37	36	27	8	2	1	.481
<b>Totals</b>							<b>734</b>	<b>294</b>	<b>266</b>	<b>233</b>	<b>58</b>	<b>16</b>	<b>27</b>	<b>400</b>

### Pitchers

Lt.	Dk.	Name	W/L	ERA	GS	CG	SV	IP	BF	H	R	ER	BB	SO	HPB						
3	3	Ryan Foss	4-1	4.64	6	3	2	34.7	160	38	26	23	9	35	2						
6	6	Drake Everson	9-0	2.05	9	4	0	51.0	205	41	16	15	7	56	1						
12	12	Justin Scott	4-2	4.64	5	0	0	31.7	139	35	26	21	2	27	3						
19	19	Spencer Anderson	4-0	5.38	6	1	0	27.3	127	29	26	21	19	34	1						
<b>Totals</b>									<b>24-3</b>	<b>4.44</b>	<b>27</b>	<b>8</b>	<b>3</b>	<b>162.7</b>	<b>794</b>	<b>174</b>	<b>134</b>	<b>101</b>	<b>74</b>	<b>182</b>	<b>10</b>

### State Finals History

State Champion: 2006 (4A)  
 Appearances: 2006 (4A), 2009 (4A)



Andy Owen

341-126, 17th Year

# Westfield Shamrocks

## Class 4A



Front Row (left to right): Manager Neil Strawmyer, Brett Andrzejewski, Brandon Thomas, Kyle Kramp, Kevin Plawecki, Michael Bell, Taylor Luna, Steven McEown, Robbie Wohlschlaeger, Zach Galyean; Back Row: Asst. Coach A.D. Mendoza, Wes Hoppentrath, Asst. Coach Jason Combs, Brad Speek, Asst. Coach Andrew Russell, Andrew McCafferty, Brandon O'Connor, Michael Hansen, Asst. Coach Mike Hansen, Andy Gehr, Eddie Tomich, Jack Houtman, Wade Burtron, Nick Crouse, Matt Hammel, Austin Schneider, Asst. Coach John Oestreich, Head Coach Ryan Bunnell.



### Team Facts

Town/City: Westfield  
 County: Hamilton  
 Superintendent: Dr. Mark Keen  
 Principal: Stacy McGuire  
 Athletic Director: Bill Davis  
 Asst. Athletic Director: Andy Tebbe  
 Head Coach: Ryan Bunnell

Assistant Coaches: John Oestreich,  
 Jason Combs, Mike Hansen,  
 AD Mendoza, Andrew Russell,  
 Dan Doherty

Student Managers:  
 Neil Strawmyer, Brett Guenther

Nickname: Shamrocks  
 School Colors: Green, Vegas Gold, White  
 Conference: Hoosier Crossroads  
 Enrollment: 1,632  
 Last Year's W-L Record: 15-14

### Team Roster & Statistics

Lt.	Dk.	Name	B/T	Ht.	Pos.	Gr.	AB	H	R	RBI	2B	3B	HR	Avg.
2	2	Michael Hansen	S/R	5-7	IF	12	0	0	0	0	0	0	0	.000
3	3	Robbie Wohlschlaeger	R/R	5-11	P	12	0	0	0	0	0	0	0	.000
4	4	Andy Gehr	R/R	5-8	IF	10	86	28	14	7	2	0	0	.326
6	6	Steven McEown	L/R	6-1	OF	12	24	9	6	6	1	0	0	.375
7	7	Zach Galyean	R/R	6-1	OF/P	12	102	40	33	17	9	3	2	.392
10	10	Andrew McCafferty	L/L	5-10	OF	10	64	16	14	25	6	1	1	.250
11	11	Jack Houtman	R/R	5-11	C	11	3	0	0	0	0	0	0	.000
12	12	Nick Crouse	R/R	5-9	IF	11	82	27	15	16	4	0	2	.329
14	14	Austin Schneider	R/R	6-0	OF/P	11	0	0	0	0	0	0	0	.000
20	20	Brandon Thomas	R/R	5-11	IF	12	89	40	28	28	11	4	1	.449
21	21	Taylor Luna	R/R	6-3	OF/P	12	88	39	32	39	14	0	9	.443
22	22	Kyle Kramp	R/R	6-4	P	12	5	1	1	5	0	0	1	.200
23	23	Brad Speek	R/R	5-9	IF	9	0	0	0	0	0	0	0	.000
24	24	Matt Hammel	L/L	6-0	1B/P	11	98	34	26	21	5	3	2	.347
25	25	Michael Bell	R/R	5-11	IF	12	11	4	3	1	1	0	0	.364
27	27	Brandon O'Connor	R/R	6-1	OF	11	24	29	34	28	8	2	2	.392
30	30	Kevin Plawecki	R/R	6-2	C	12	90	31	36	28	4	1	6	.344
33	33	Wade Burtron	R/R	6-2	OF/P	9	0	0	0	0	0	0	0	.000
34	34	Eddie Tomich	R/R	5-10	IF	10	0	0	0	0	0	0	0	.000
42	42	Brett Andrzejewski	R/R	6-1	P	12	2	1	0	0	0	0	0	.500
<b>Totals</b>							<b>818</b>	<b>299</b>	<b>242</b>	<b>220</b>	<b>65</b>	<b>14</b>	<b>26</b>	<b>.366</b>

### Pitchers

Lt.	Dk.	Name	WL	ERA	GS	CG	SV	IP	BF	H	R	ER	BB	SO	HBP
12	12	Nick Crouse	2-0	0.00	0	0	2	11.3	46	8	2	0	4	14	1
21	21	Taylor Luna	5-0	3.69	7	0	0	30.3	130	32	19	16	14	20	3
22	22	Kyle Kramp	10-2	1.77	12	7	0	75.0	306	55	26	19	28	89	5
24	24	Matt Hammel	4-2	0.95	7	3	0	37.0	159	29	13	5	15	42	1
42	42	Brett Andrzejewski	1-1	3.23	0	0	3	17.3	78	19	9	8	3	22	6
<b>Totals</b>			<b>24-5</b>	<b>2.37</b>	<b>29</b>	<b>12</b>	<b>5</b>	<b>189</b>	<b>809</b>	<b>172</b>	<b>88</b>	<b>64</b>	<b>67</b>	<b>211</b>	<b>21</b>

### State Finals History

Runner-Up: 1998 (3A)  
 Appearances: 1998 (3A), 2009 (4A)



Ryan Bunnell  
 96-102, 7th Year

### Season Results (24-5)

4/2	Muncie Central	W	10-0 (5)
4/15	at Harrison (West Lafayette)	W	12-3
4/16	Harrison (West Lafayette)	W	4-3 (10)
4/18	Blackford	W	14-0 (5)
4/18	Blackford	W	10-0 (5)
4/22	at Avon	W	14-7
4/23	at Fishers	L	4-6
4/25	Fishers	W	5-4
4/27	Avon	W	11-3
4/29	Brownsburg	L	0-1
5/2	at Brownsburg	W	13-0 (6)
5/4	Zionsville	W	13-3 (5)
5/5	at Zionsville	W	11-4
5/8	at Hamilton Southeastern	L	1-5
5/9	Hamilton Southeastern	W	13-3 (5)
5/11	at Western	W	17-2 (5)
5/14	McCutcheon	W	9-4
5/15	at McCutcheon	W	4-0
5/17	Lebanon	W	10-0 (5)
5/18	Noblesville	W	6-0
5/19	at Noblesville	W	5-4
5/21	at Lafayette Jefferson	L	2-9
5/22	Lafayette Jefferson	W	5-1
5/23	Mt. Vernon (Fortville)	L	9-10

#### Carmel Sectional

5/29	Carmel	W	9-2
6/1	Hamilton Southeastern	W	5-2

#### Avon Regional

6/6	Decatur Central	W	10-6
6/6	Center Grove	W	6-0

#### Jasper Semi-State

6/13	Castle	W	9-3
------	--------	---	-----