

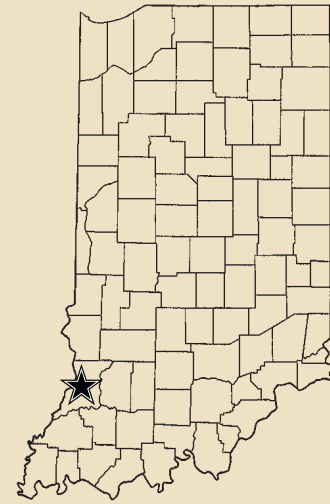


Vincennes Rivet Patriots

Class A



Front Row (left to right): Victoria Brocksmitth, Emily Montgomery, Allyson Wehrheim, Julia Finch, Lauren Tucker, Elizabeth Keller, Amber Fowler; Back Row: Ellie Herman, Erin Wehrheim, Sara Young, Chelsea Meeks, Casandra Brocksmitth and Mallory Niehaus.




Team Roster & Statistics

Lt.	Dk.	Name	Ht.	Gr.	Pos.	GP	FG-FGA	FG%	3FG%	FT%	Ast.	Reb.	Pts.
2	2	Julia Finch	5-4	11	G	21	10-27	.370	.455	.533	0.3	0.8	2.1
3	3	Chelsea Meeks	5-4	12	G	26	120-201	.597	.400	.756	4.2	2.9	15.7
11	11	Victoria Brocksmitth	5-4	12	G	23	12-38	.316	.167	.529	1.1	0.8	1.8
14	14	Casandra Brocksmitth	5-8	11	G	26	64-144	.444	.400	.767	3.1	3.6	8.5
15	15	Elizabeth Keller	5-8	10	G	26	64-116	.552	.000	.700	1.6	3.2	7.2
21	21	Erin Wehrheim	5-11	11	F	26	88-157	.561	.000	.695	2.1	4.7	8.4
22	22	Sara Young	5-7	11	G	26	23-40	.575	.353	.789	5.5	1.9	7.9
24	24	Mallory Niehaus	5-11	11	F	22	25-61	.410	.000	.682	1.0	2.8	3.0
30	30	Jessi McCarter	6-0	9	C	6	3-7	.429	.000	.000	0.0	0.0	1.0
33	33	Allyson Wehrheim	5-9	9	G	18	9-15	.600	.000	.500	0.4	1.4	1.3
34	34	Lauren Tucker	5-7	11	F	24	13-31	.419	.000	.600	0.3	1.3	1.2
40	40	Amber Fowler	5-6	11	F	20	3-9	.333	.000	.000	0.0	0.5	0.3
42	42	Julia Pratt	6-1	10	C	7	1-2	.500	.000	.000	0.0	1.0	0.3
44	44	Emily Montgomery	5-9	11	F	26	57-124	.460	.000	.727	1.1	3.3	6.4
		Ellie Herman	5-11	10	C	4	5-9	.555	.000	.500	0.0	1.5	3.0

Team Totals / Percentages 497-981 .507 .359 .710 26.2 62.9

State Finals History

Runner-Up: 2009 (A)
Appearances: 2009 (A), 2010 (A)



Tim Young
Head Coach

Team Facts

Town/City: Vincennes
County: Knox
Superintendent: Father David Fleck
Principal: Janice Jones
Athletic Director: Doug Ostendorf
Head Coach: Tim Young
Assistant Coaches: Brent Meeks, Shelia Herman, Paula Westfall, Charlie Waggoner, and Nicole Young
Student Managers: Haley Potter, Cassandra Osborn, Grace Waggoner
School Colors: Purple and Gold
Conference: Blue Chip
Enrollment: 98
Last Year's Final Won-Loss Record: 23-2

Season Results (26-0)

11/10	at Shakamak	W	67-29
11/19	North Knox	W	65-30
11/21	North Posey	W	89-59
11/25	at Washington Catholic	W	74-34
12/3	at Bloomfield	W	48-33
12/5	at Mount Vernon (Posey)	W	54-37
12/7	at Clay City	W	55-21
12/10	at South Knox	W	68-47
12/15	at Shoals	W	67-39
12/29	vs. Sullivan	W	65-36
12/29	vs. Evansville Mater Dei	W	72-57
12/30	vs. Turkey Run	W	38-27
1/11	White River Valley	W	84-23
1/14	at Loogootee	W	48-38
1/19	Barr-Reeve	W	60-55
1/23	North Daviess	W	61-26
1/26	at North Central (Frmsbrg.)	W	69-26
1/28	Northeast Dubois	W	64-47
2/3	Wood Memorial	W	63-26
2/4	Princeton	W	69-44

Loogootee Sectional

2/10	North Daviess	W	65-28
2/13	Shoals	W	69-51
2/15	Barr-Reeve (3 OT)	W	50-48

North Daviess Regional

2/20	South Central (Elizabeth)	W	65-35
2/20	Northeast Dubois	W	52-28

Bedford North Lawrence Semi-State

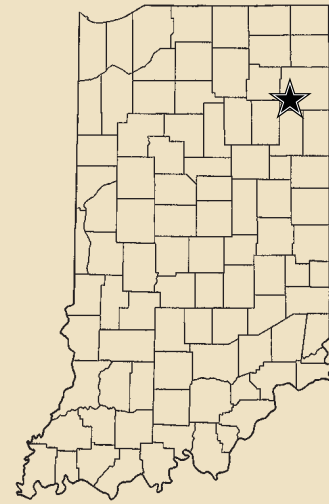
2/26	Waldron	W	55-38
------	---------	---	-------

Fort Wayne Canterbury Cavaliers

Class A



Front Row Seated (left to right): Cassie Kreiger, Paige Wells, Madison Moyle, Becky Pedro, Matte Troxel, Katy Graves; Middle row: Bryanna Moore, Emily Brinkman, Molly Sekar, Tabitha Gerardot, Jordan Fisher, Bailey Farley, Julia Hyndman, Assistant Coach Chief Johnson, Manager Radha Patel, Assistant Coach Tom Rehm; Back row: Head Coach Scott Kreiger, Assistant Coach Rollie Clements.



Team Roster & Statistics

Lt.	Dk.	Name	Ht.	Gr.	Pos.	GP	FG-FGA	FG%	3FG%	FT%	Ast.	Reb.	Pts.
00	00	Becky Pedro	5-9	11	G	24	93-170	.547	.158	.581	4.2	3.2	8.6
11	11	Jordan Fisher	5-3	11	G	20	6-26	.231	.143	.750	0.3	0.7	1.3
12	12	Emily Brinkman	5-3	11	G	18	8-13	.615	.500	.375	0.2	0.5	1.1
14	14	Katy Graves	5-4	10	G	21	5-19	.263	.000	1.000	0.1	0.2	0.8
20	20	Paige Wells	5-6	12	G	26	73-180	.406	.286	.459	1.6	3.0	7.0
22	22	Cassie Kreiger	5-8	12	F	26	115-294	.391	.354	.797	3.2	4.2	14.0
23	23	Molly Sekar	5-6	12	F	23	10-50	.200	.161	.500	0.2	0.9	1.1
30	30	Bryanna Moore	5-5	9	G	16	13-27	.482	.250	.636	0.4	0.8	2.2
32	32	Bailey Farley	5-8	9	F	25	83-162	.512	.344	.627	1.3	4.5	8.6
33	33	Tabitha Gerardot	5-11	12	C	26	208-371	.561	.323	.711	2.2	11.6	21.3
34	34	Madison Moyle	5-7	11	F	26	52-152	.342	.111	.649	0.8	4.1	6.0
40	40	Matte Troxel	5-1	10	G	24	29-81	.358	.000	.567	2.0	1.1	3.1
44	44	Julia Hyndman	5-11	11	F	12	4-7	.571	.000	.000	0.0	1.0	0.7

Team Totals / Percentages 699-1552 .450 .287 .676 15.6 33.9 72.4

State Finals History

State Champion: 2008 (A), 2009 (A)
Appearances: 2008 (A), 2009 (A), 2010 (A)



Scott Kreiger
Head Coach

Team Facts

Town/City: Fort Wayne
County: Allen
Superintendent: Jonathan Hancock
Principal: Robert Schantz
Athletic Director: Ken Harkenrider
Asst. Athletic Director: Connie Oberlin
Head Coach: Scott Kreiger
Assistant Coaches: Rollie Clements, Thomas Rehm, Chief Johnson, Jim Brickley
Student Managers: Radha Patel
School Colors: Royal Blue and White
Conference: Independent
Enrollment: 325
Last Year's Final Won-Loss Record: 23-4

Season Results (24-2)

11/18	Woodlan	W	64-57
11/21	vs. Mooresville	L	51-61
11/24	at Eastside	W	78-61
12/2	at Fort Wayne South Side	W	62-58
12/5	at Wawasee	W	58-35
12/9	Whitko	W	52-43
12/12	at Bethany Christian	W	62-32
12/18	at FW Blackhawk Christian	W	78-36
1/5	at Fort Wayne Elmhurst	L	56-68
1/9	at FW Concordia Lutheran	W	58-44
1/12	New Haven	W	72-60
1/16	Lakewood Park Christian	W	85-25
1/19	Central Noble	W	66-27
1/22	vs. Western Reserve (OH)	W	74-34
1/23	at Culver Academies	W	73-38
1/26	Harding	W	81-56
1/28	Fremont	W	83-46
1/30	Prairie Heights	W	87-41
2/1	Heritage	W	71-24
2/3	at Bluffton	W	84-18

Hamilton Sectional

2/12	Elkhart Christian	W	88-37
2/13	FW Blackhawk Christian	W	79-33
2/15	Bethany Christian	W	87-43

Caston Regional

2/20	Kouts	W	55-33
2/20	Oregon-Davis	W	69-38

Warsaw Semi-State

2/27	Turkey Run	W	58-53
------	------------	---	-------

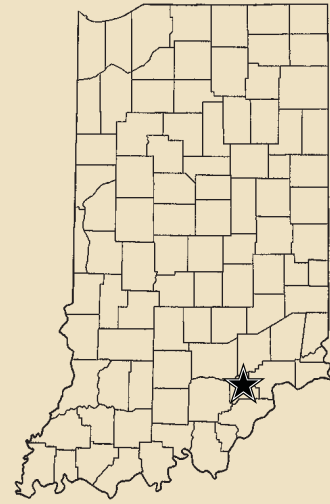


Austin Eagles

Class 2A



Front Row (left to right): Rachelle Blaylock, Jessie Davidson, Samantha Wooten, Kamry Howard, Krystal Napier, Kelly Hollan; Second Row: Brooke Stollings, Katy McIntosh, Michelle Goodin, Shantel Gray, Ashley Dowling, Chelsea Jones; Third Row: Scott Turner, Lyndsay Davidson, Brenna Offinger, Mikaela Clark, Jared Petersen; Back Row: Ryan Herald, Ashley Stallings, Lanny McIntosh, Tyler Petersen, Brent Goins.



Team Facts

Town/City: Austin
 County: Scott
 Superintendent: Berley Goodin
 Principal: Sherman R. Smith
 Athletic Director: Mike Deaton
 Head Coach: Jared Petersen
 Assistant Coaches: Ryan Herald, Scott Turner, Ashley Stallings, Lanny McIntosh, and Tyler Petersen
 School Colors: Black and White
 Conference: Mid-Southern
 Enrollment: 386
 Last Year's Final Won-Loss Record: 21-6

Team Roster & Statistics

Lt.	Dk.	Name	Ht.	Gr.	Pos.	GP	FG-FGA	FG%	3FG%	FT%	Ast.	Reb.	Pts.
10	10	Kelly Hollan	5-4	11	G	0	0-0	.000	.000	.000	0.0	0.0	0.0
12	12	Chelsea Jones	5-6	12	G	27	141-373	.378	.307	.750	4.5	3.6	14.1
14	14	Katy McIntosh	5-8	12	G	27	205-322	.637	.188	.688	4.1	6.7	22.3
22	22	Krystal Napier	5-6	10	G	22	29-63	.460	.387	.571	0.5	0.6	3.4
24	24	Brooke Stollings	5-8	11	F	26	21-48	.438	.400	.474	0.6	2.4	2.1
25	25	Jessie Davidson	5-7	9	G	27	35-94	.372	.150	.660	1.0	2.1	3.9
31	31	Shantel Gray	5-10	11	F	27	70-144	.486	.215	.605	0.7	5.4	6.2
32	32	Michelle Goodin	5-8	12	F	27	120-244	.492	.302	.687	2.2	8.5	12.3
33	33	Kamry Howard	5-7	9	G	16	4-21	.190	.111	.667	0.7	0.7	0.8
34	34	Sam Wooten	5-6	11	G	21	14-31	.452	.333	.000	0.5	1.0	1.4
41	41	Ashley Dowling	5-9	12	G	27	71-183	.389	.299	.688	3.6	5.1	7.4
45	45	Brenna Offinger	6-0	9	F	13	2-4	.500	.000	1.00	0.0	0.9	0.6
		Lyndsay Davidson	5-8	11	F	6	0-2	.000	.000	.000	0.0	0.0	0.0
		Rachelle Blaylock	5-5	11	G	3	0-1	.000	.000	.000	0.0	0.0	0.0
		Mikaela Clark	5-6	10	G	4	1-4	.250	.500	.000	0.0	0.8	0.8
		Alexa Hensley	5-8	9	F	2	0-0	.000	.000	.000	0.0	0.0	0.0
		Kourtney Mace	5-3	9	G	4	0-0	.000	.000	.000	0.0	0.0	0.0

Team Totals / Percentages 712-1534 .465 .294 .677 18.4 37.9 73.0
 Opponent Totals / Percentages 546-1456 .375 .257 .615 7.9 33.0 54.3

State Finals History

Runner-Up: 1999 (2A)
 Appearances: 1985, 1999 (2A), 2010 (2A)



Jared Petersen
 Head Coach

Season Results (25-2)

11/13	at Providence	W	94-48
11/17	at New Washington	W	83-59
11/21	at Paoli	W	76-68
11/24	Scottsburg	W	68-55
12/2	at Charlestown	W	56-43
12/9	Corydon Central	W	65-57
12/12	Brownstown Central	W	62-46
12/17	at Clarksville	W	114-53
12/21	Seymour	L	69-81
12/29	at Jasper	W	62-53
12/29	at Fishers	W	59-57
12/30	at McCutcheon	W	57-54
1/4	Eastern (Pekin)	W	58-45
1/11	at South Central (Elizabeth)	W	73-55
1/13	at North Harrison	W	76-65
1/16	Silver Creek	W	80-48
1/21	Crothersville	W	82-59
1/25	Southwestern (Hanover)	W	69-60
1/28	at Salem	W	78-47
1/30	Jeffersonville	L	53-65
2/2	Mitchell	W	93-38

Brownstown Central Sectional

2/12	West Washington	W	94-23
2/13	Brownstown Central	W	74-69
2/16	Paoli	W	67-55

Forest Park Regional

2/20	Linton-Stockton	W	71-56
2/20	Evansville Mater Dei (OT)	W	67-59

Southport Semi-State

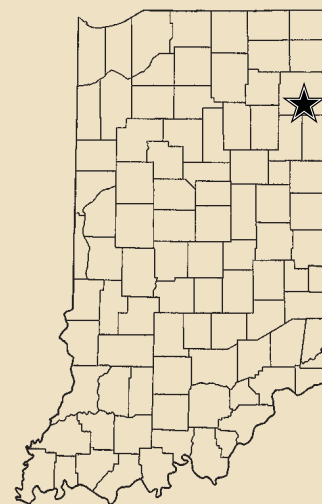
2/27	Winchester	W	72-48
------	------------	---	-------

Fort Wayne Bishop Luers Knights

Class 2A



Front Row (left to right): Kristy Gerardot, Shelby Gruss, Melissa Oberley, McKenzie Wyss, Trish Skordos; Second Row: Anna McNamara, Morgan Skordos, Zoe Derloshon, Brierra Young, Hilary Watts, Miracle Woods, Brooke Ridley, Audrie Luegring, Tammy Petit; Third Row: Coach Kevin Roberts, Trainer Missy Gumbert, Catherine Barnett, Ave Stout, Kaitlin Hofrichter; Back Row: Coaches: Tom O'Brien, Dave Schultheis, Stu Oberley, Bernie Lohmuller, Denny Renier, Mike Stoffel, Phil Schultheis, Trainer Dave Kuhn, Doug Brown, Dan Wyss.



Team Roster & Statistics

Lt.	Dk.	Name	Ht.	Gr.	Pos.	GP	FG-FGA	FG%	3FG%	FT%	Ast.	Reb.	Pts.
12	12	Anna McNamara	5-3	11	G	21	10-29	.345	.000	.500	1.0	1.0	1.3
21	21	Brierra Young	5-4	11	G	25	75-169	.444	.391	.628	3.7	4.0	14.6
22	22	Melissa Oberley	5-4	12	G	25	19-58	.328	.386	.666	2.4	1.0	6.2
24	24	Hilary Watts	5-8	11	F	19	12-31	.387	.303	.600	1.0	1.0	3.3
25	25	Kristy Gerardot	5-10	12	F	25	29-89	.326	.276	.667	2.0	4.0	4.2
32	32	Brooke Ridley	5-11	10	F	25	91-191	.476	.000	.471	1.5	6.0	8.6
33	33	McKenzie Wyss	5-10	12	F	25	19-65	.292	.000	.565	1.5	4.3	2.0
34	34	Zoe Derloshon	5-4	10	G	1	1-2	.500	.000	.000	0.0	0.0	2.0
35	35	Shelby Gruss	5-9	12	F	14	19-41	.463	.333	.737	1.0	3.6	4.1
42	42	Ave Stout	6-3	10	C	10	4-21	.190	.000	.000	1.0	2.1	1.0
43	43	Morgan Skordos	5-10	10	G	10	3-13	.231	.000	.375	0.5	1.2	1.1
45	45	Miracle Woods	6-0	10	C	24	93-189	.492	.000	.638	1.0	7.5	10.5
		Maria Zaremba	5-10	9	F	3	4-4	.1000	.000	.000	1.3	1.0	2.7
		Kaitlin Hofrichter	5-8	11	F	1	0-0	.000	.000	.000	0.0	0.0	0
		Catherine Barnett	5-2	10	G	0	0-0	.000	.000	.000	0.0	0.0	0
		Audrie Luegring	5-8	10	F	1	0-0	.000	.000	.000	0.0	0.0	0

Team Totals / Percentages 328/879 .373 .269 .610 8.7 26.9 46.0
 Opponent Totals / Percentages 312/778 .401 .225 .579 7.7 24.2 46.0

State Finals History

State Champion: 1999 (2A), 2000 (2A), 2001 (2A), 2002 (3A), 2006 (3A)
 Runner-Up: 2004 (3A)
 Appearances: 1999 (2A), 2000 (2A), 2001 (2A), 2002 (3A), 2004 (3A), 2006 (3A), 2010 (2A)



Denny Renier
Head Coach

Team Facts

Town/City: Fort Wayne
 County: Allen
 Superintendent: Dr. Mark Myers
 Principal: Mary Keefer
 Athletic Director: Matt Lindsay
 Head Coach: Denny Renier
 Assistant Coaches: Kevin Roberts, Mike Stoffel, Doug Brown, Tom O'Brien
 Student Managers:
 Trish Skordos and Tammy Petit
 School Colors: Red and Black
 Conference: Summit Athletic
 Enrollment: 550
 Last Year's Final Won-Loss Record: 16-7

Season Results (18-7)

11/7 Angola W 45-34
 11/14 at Heritage Christian W 51-49
 11/21 at Brebeuf Jesuit W 49-44
 11/28 South Bend Washington W 73-55
 12/3 at Fort Wayne North Side W 48-36
 12/5 Mishawaka Marian W 42-35
 12/8 Warsaw (OT) L 57-58
 12/11 at Fort Wayne South Side L 66-46
 12/15 at Huntington North W 50-39
 12/18 FW Concordia Lutheran L 40-51
 12/29 vs. Fort Wayne North Side W 68-41
 12/29 vs. FW Concordia Lutheran W 61-50
 12/30 vs. Fort Wayne South Side L 44-52
 1/8 at FW Bishop Dwenger W 63-53
 1/15 Fort Wayne Northrop W 50-38
 1/22 Harding W 46-38
 1/26 Norwell L 42-58
 1/28 at Fort Wayne Snider L 47-54
 1/29 Fort Wayne Elmhurst L 36-46
 2/5 at Fort Wayne Wayne W 61-39

Woodlan Sectional

2/12 Woodlan W 63-34
 2/15 Adams Central W 65-24

Lewis Cass Regional

2/20 Oak Hill W 48-45
 2/20 Wabash (OT) W 69-67

Warsaw Semi-State

2/27 Winamac W 57-44

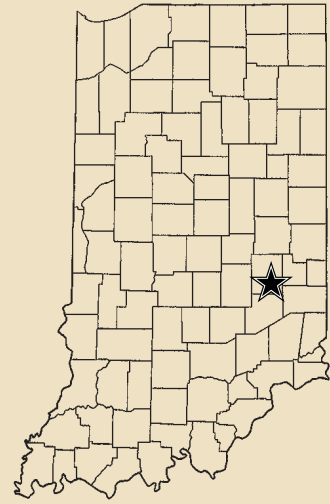


Rushville Lady Lions

Class 3A



Front Row (left to right): Taylor Linville, Shelby Justice, Meagan Hittle, Ashley Hedrick; Middle Row: Krista Beaman, Alexa Bess, Manager Danniella Banks, Head Coach Melissa Marlow, Kaleigh Andrews, Kayla Niehoff, Morgan Herbert; Back Row: Asst. Coach Elizabeth Wagner, Asst. Coach Bev Stull, Asst. Coach Ryan Stewart, Statistian Becca Beaman, Manager Samantha Poore, Trainer Brittany Wilson, Asst. Coach Heidi Cox, Asst. Coach Mike Cox; Not Pictured: Manager Mary Snow, Asst. Coach Ryan Johnson.



Team Facts

Town/City: Rushville
 County: Rush
 Superintendent: Dr. John Williams
 Principal: Matt Vance
 Athletic Director: David Green
 Head Coach: Melissa Marlow
 Assistant Coaches: Elizabeth Wagner, Bev Stull, Ryan Stewart, Heidi Cox, Mike Cox, and Ryan Johnson
 Student Managers: Becca Beaman, Mary Snow, Brittany Wilson, Danniella Banks
 School Colors: Red and Black
 Conference: Hoosier Heritage
 Enrollment: 856
 Last Year's Final Won-Loss Record: 17-5

Team Roster & Statistics

Lt.	Dk.	Name	Ht.	Gr.	Pos.	GP	FG-FGA	FG%	3FG%	FT%	Ast.	Reb.	Pts.
3	3	Bekah Miller	5-4	10	G	3	12	.250	.000	.250	0.4	0.5	0.9
4	4	Krista Beaman	5-9	12	G	8	25	.320	.400	.733	1.7	2.2	1.3
10	10	Kayla Niehoff	5-7	12	F	11	31	.355	.000	.167	0.6	3.3	0.9
12	12	Morgan Herbert	5-6	12	G	102	261	.391	.329	.798	1.4	3.2	11.2
20	20	Janna Green	5-2	10	G	3	10	.300	.000	.625	0.2	0.7	1.2
21	21	Ashley Hedrick	5-7	11	G	7	18	.389	.333	.667	0.7	1.3	1.7
22	22	Alexis Kirkham	5-2	10	G	6	16	.375	.500	1.000	0.2	1.0	2.9
23	23	Kaleigh Andrews	5-8	12	G/F	132	264	.500	.333	.646	1.7	5.6	11.9
24	24	Meagan Hittle	5-5	11	G	48	131	.366	.343	.685	2.3	3.1	5.9
25	25	Taylor Linville	5-11	11	F/C	4	18	.222	.000	.583	0.1	1.3	1.4
31	31	Shelbie Justice	5-10	11	G/F	129	237	.544	.222	.795	2.1	5.3	15.2
33	33	Alexa Bess	5-10	12	G/F	150	326	.460	.391	.691	3.8	5.6	14.9
44	44	Kristian Bradley	5-7	11	F	1	6	.167	.000	.000	0.1	0.6	0.2

Team Totals / Percentages 604-1358 .445 .341 .716 13.4 31.6 63.9

State Finals History

Runner-Up: 1981
 Appearances: 1981, 1985, 1993, 2010 (3A)



Melissa Marlow
 Head Coach

Season Results (25-2)

11/14	Columbus East	W	58-39
11/20	at Mt. Vernon (Fortville)	W	45-36
11/24	at Yorktown	W	71-39
11/28	at Richmond	W	60-45
12/1	Jennings County	W	66-26
12/5	Greenfield-Central	W	68-58
12/9	at Connersville	W	68-48
12/12	at Greensburg (OT)	W	80-73
12/15	Greenwood	L	66-70
12/19	Delta	W	57-33
12/23	at Shelbyville	W	68-16
12/29	Mooresville	W	69-63
12/29	Jay County	W	48-35
1/2	at Union County	W	75-24
1/5	at Franklin County	W	54-37
1/9	at Center Grove	L	62-64
1/14	at Shenandoah	W	71-32
1/16	Pendleton Heights	W	56-45
1/23	New Palestine	W	61-35
1/28	at Heritage Christian	W	69-49
1/30	Seymour	W	76-63
2/2	New Castle	W	50-45

Shelbyville Sectional

2/12	New Palestine	W	72-43
2/17	Hamilton Heights	W	76-69

Mt. Vernon (Fortville) Regional

2/20	Western Boone	W	69-54
2/20	Roncalli	W	50-38

Bedford North Lawrence Semi-State

2/27	Evansville Memorial	W	60-49
------	---------------------	---	-------

Fort Wayne Concordia Lutheran Cadets

Class 3A



Front Row (left to right): Clare Leonard, Lyndsey Bowman, Jessica Fairfield, Delaney Harkelroad, Angela Doerffler, Andrea Newbauer, Hannah Drake, Rosie Easterday; Second Row: Karissa Hamrick, Kaleigh Jones, Jamine Edwards, Lauren Borchelt, Lauren Marinko, Skylar Wright, Madison Biddle, Shauna Watson, Sydney Berry; Third Row: Annalissa Kammeyer, Erynn Meiklejohn, Breanne Smith, Anna Goeglein, Emily Hockemeyer; Back Row: Asst. Coach Jenny Koerner, Asst. Coach Cathy Pusey, Dave Miller, Asst. Coach Nicole Bolinger, Asst. Coach Kelley Meiklejohn, Asst. Coach Jennifer Bennett, Manager Forrest Bandor. Not Pictured: Taylor Davis, Lindsay Paradine, Abby Rekeweg, Kim Schamerloh.



Team Facts

Town/City: Fort Wayne
 County: Allen
 Executive Director: Terry Breininger
 Principal: John Marks
 Athletic Director: Dean Doerffler
 Head Coach: Dave Miller
 Assistant Coaches: Cathy Pusey, Nicole Bolinger, Kelley Meiklejohn, Jenny Koerner, Kim Schamerloh, and Jennifer Bennett
 Student Managers: Forrest Bandor
 School Colors: Maroon and White
 Conference: Summit Athletic
 Enrollment: 684
 Last Year's Final Won-Loss Record: 14-7

Team Roster & Statistics

Lt.	Dk.	Name	Ht.	Gr.	Pos.	GP	FG-FGA	FG%	3FG%	FT%	Ast.	Reb.	Pts.
10	10	Emily Hockemeyer	5-10	10	F	25	7-18	.389	.000	.511	0.3	2.5	0.8
12	12	Annalissa Kammeyer	5-10	10	F	26	20-46	.435	.428	.677	0.6	1.9	4.1
13	13	Shauna Watson	5-8	11	G	26	17-44	.386	.357	.551	0.9	1.1	2.8
14	14	Lauren Marinko	5-9	10	G	11	2-14	.143	.500	.684	0.3	1.0	1.7
20	20	Anna Goeglein	5-11	11	F	26	66-151	.437	.580	.860	1.2	5.8	10.0
22	22	Skylar Wright	5-9	10	F	4	0-0	.000	.000	.000	0.0	0.0	0.0
23	23	Angela Doerffler	5-7	12	G	26	32-88	.364	.439	.740	2.6	2.8	7.2
24	24	Lauren Borchelt	5-7	12	G	26	43-112	.384	.333	.781	0.9	3.6	4.4
30	30	Madison Biddle	5-7	10	F	4	0-0	.000	.000	.500	0.0	0.0	0.3
32	32	Breanne Smith	6-1	10	F	12	3-10	.300	.000	.666	0.1	1.0	1.2
34	34	Andrea Newbauer	5-9	12	G	25	94-156	.603	.320	.747	4.6	2.7	13.3
44	44	Erynn Meiklejohn	6-0	12	C	26	95-215	.441	.000	.613	0.7	4.8	8.0
Team Totals / Percentages							353-794	.445	.422	.734	12.2	27.2	53.8

State Finals History

First Appearance



Dave Miller
Head Coach

Season Results (23-3)

11/10	Bellmont	W	63-31
11/14	New Haven	W	51-35
11/17	at East Noble	W	58-31
11/24	Norwell	L	44-49
12/5	at Fort Wayne Wayne	W	59-42
12/11	FW Bishop Dwenger	W	63-30
12/15	Heritage	W	64-23
12/18	at FW Bishop Luers	W	51-40
12/23	at Columbia City	W	54-33
12/29	Fort Wayne Northrop	W	46-27
12/30	FW Bishop Luers	L	50-61
1/4	at Fort Wayne Northrop	W	45-25
1/9	Fort Wayne Canterbury	L	44-58
1/12	at Fort Wayne Elmhurst	W	59-53
1/16	Harding	W	51-36
1/20	Fort Wayne Snider	W	39-27
1/26	Woodlan	W	57-28
1/29	Fort Wayne South Side	W	57-44
2/3	at Carroll (Fort Wayne)	W	53-34
2/5	Fort Wayne North Side	W	46-24

Leo Sectional

2/12	Heritage	W	57-22
2/13	Angola	W	41-27
2/15	Leo	W	45-33

Peru Regional

2/20	Yorktown	W	45-31
2/20	NorthWood	W	45-35

Elkhart Central Semi-State

2/21	Griffith	W	54-36
------	----------	---	-------

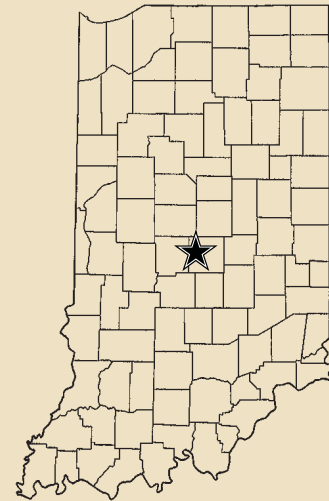


Ben Davis Giants

Class 4A



Front Row (left to right): Brionna Arnold, Jade Mills-Harris, DeeDee Williams, Jordan Huber, Shawnece Teague; Second Row: Ashlie Nicholson, Hunter Dowler, Demetria Nunley-Lash; Third Row: Head Coach Stan Benge, Assistant Coach Joe Lentz, Amber Jones, Vivian Holcomb, Jazmine Windham, Janee' Kimball, Bria Goss, Assistant Coach Demetrius Dowler; Back Row: Student Athletic Training Assistant Partson Chinyadza, Manager Taylor Morrison, Manager Kya Harris, Freshman Coach James Banks, Assistant Coach Jackie Closser, Athletic Trainer Heather McGowan.



Team Facts

Town/City: Indianapolis
 County: Marion
 Superintendent: Dr. Terry Thompson
 Principal: Joel McKinney
 Athletic Director: Kevin Britt
 Asst. Athletic Director: John Clark
 Girls Sports Director: Scott Williams
 Head Coach: Stan Benge
 Assistant Coaches: Demetrius Dowler, Joe Lentz, Jackie Closser, Brian Elmore, and James Banks
 Student Managers:
 Kya Harris and Taylor Morrison
 School Colors: Purple and White
 Conference: Metropolitan Interscholastic
 Enrollment: 4,300
 Last Year's Final Won-Loss Record: 30-0

Team Roster & Statistics

Lt.	Dk.	Name	Ht.	Gr.	Pos.	GP	FG-FGA	FG%	3FG%	FT%	Asst.	Reb.	Pts.
00	00	Vivian Holcomb	5-11	12	F	26	47-118	.398	.000	.615	2.0	4.1	4.5
2	2	Dee Dee Williams	6-0	12	G	24	82-192	.427	.321	.716	4.1	3.4	9.2
3	3	Hunter Dowler	5-6	11	G	14	5-8	.625	.500	.333	0.2	0.2	0.9
5	5	Jordan Huber	5-7	12	G	27	91-244	.373	.354	.583	1.6	1.6	9.1
10	10	Jazmine Windham	5-11	11	G	26	42-108	.389	.356	.711	0.9	2.7	5.1
12	12	Janee' Kimball	5-3	11	G	25	14-34	.412	.000	.552	1.2	1.5	1.8
13	13	Bria Goss	5-10	11	G	27	146-280	.521	.455	.829	4.0	6.7	15.7
15	15	Demetria Nunley-Lash	5-9	12	F	27	88-190	.463	.333	.588	1.5	4.9	8.3
20	20	Ashlie Nicholson	5-3	9	G	11	4-7	.571	.000	.286	0.2	0.2	0.9
22	22	Brionna Arnold	5-11	10	G	24	28-84	.333	.167	.511	2.3	3.2	3.5
30	30	Shawnece Teague	6-2	10	C	22	54-113	.478	.000	.471	0.6	3.5	5.6
32	32	Jade Mills-Harris	5-5	10	F	26	34-71	.479	.000	.500	0.8	2.2	3.0
40	40	Amber Jones	5-11	9	F	19	13-25	.520	.000	.625	0.0	1.0	1.9

Team Totals / Percentages 648-1475 .439 .338 .658 18.1 32.8 64.9

State Finals History

State Champion: 2000 (4A), 2001 (4A), 2009 (4A)
 Appearances: 1992, 2000 (4A), 2001 (4A), 2009 (4A), 2010 (4A)



Stan Benge
Head Coach

Season Results (27-0)

11/14	at Brownsburg	W	61-30
11/17	Pike	W	83-37
11/21	Fort Wayne Elmhurst	W	72-38
11/25	at Perry Meridian	W	61-36
12/03	Lawrence North	W	90-44
12/08	vs. Brebeuf Jesuit	W	62-19
12/10	vs. North Central (Indpls.)	W	48-26
12/12	vs. Warren Central	W	52-40
12/12	vs. Pike	W	67-36
12/19	at Terre Haute North	W	81-40
12/22	Terre Haute South	W	73-25
1/02	Heritage Christian	W	60-28
1/02	Bloomington South	W	66-35
1/09	at North Central (Indpls.)	W	64-40
1/14	Decatur Central	W	54-34
1/15	at Warren Central	W	61-37
1/21	at Avon	W	67-28
1/23	Center Grove	W	68-46
1/26	Franklin Central	W	56-39
1/30	vs. Carmel	W	58-44
2/03	at Brebeuf Jesuit	W	85-38

Indpls. Manual Sectional

2/11	Indianapolis Manual	W	66-6
2/13	Pike	W	55-43
2/13	Brownsburg	W	60-42

Southport Regional

2/20	Franklin Central	W	62-19
2/20	Warren Central	W	56-30

Southport Semi-State

2/27	Floyd Central	W	65-28
------	---------------	---	-------

Merrillville Pirates

Class 4A



Front Row (left to right): Jasmine Wade, Latoi Merriweather, Manager DeSheema Jones, Bianca Blanchard, Brianna Thompson; Second Row: Bryonna Davis, Raveen Murray, Chambria Brown, Robin Williamson, Jasmyne Miller; Back Row: Head Coach Amy Govert, Assistant Varsity Darcie Johnston, Amanda Banashak, Tracee Mitchel, Kacey Cole, Lydia Hawkins, Melanee Stubbs, Freshmen Coach Rina Molina, Junior Varsity Coach Tom Spitzer.



Team Facts

Town/City: Merrillville
 County: Lake
 Superintendent: Dr. Tony Lux
 Principal: Mike Krutz
 Athletic Director: Janis Qualizza
 Asst. Athletic Director: Amy Beckham
 Head Coach: Amy Govert
 Assistant Coaches: Darcie Johnston, Tom Spitzer, and Rina Molina
 Student Manager: DaSheema Jones
 School Colors: Purple and White
 Conference: Duneland
 Enrollment: 2,260
 Last Year's Final Won-Loss Record: 10-11

Team Roster & Statistics

Lt.	Dk.	Name	Ht.	Gr.	Pos.	GP	FG-FGA	FG%	3FG%	FT%	Asst.	Reb.	Pts.
10	10	Latoi Merriweather	5-2	12	G	20	20-46	.435	.194	.650	1.2	2.7	3.5
11	11	Chambria Brown	5-6	11	G	11	2-13	.154	.000	.000	0.3	1.5	0.4
12	12	Jasmyne Miller	5-8	10	F	26	30-94	.319	.143	.577	0.4	3.7	3.0
14	14	Raveen Murray	5-6	10	G	26	148-321	.461	.353	.681	3.2	2.8	18.3
20	20	Brianna Thompson	5-2	10	G	8	4-8	.500	.000	.500	0.3	0.4	1.5
22	22	Bryonna Davis	5-7	12	G	26	137-306	.450	.319	.753	2.0	3.3	20.5
23	23	Jasmine Wade	5-5	12	G	24	14-36	.389	.269	.611	0.5	2.1	2.5
25	25	Amanda Banashak	5-6	10	G/F	9	6-11	.545	.250	.000	0.1	1.4	1.7
30	30	Lydia Hawkins	5-9	12	F	26	56-129	.434	.200	.609	0.5	5.5	6.5
32	32	Kacey Cole	5-10	10	F	4	1-2	.500	.000	.000	0.3	0.8	0.5
40	40	Robin Williamson	5-7	11	F	16	4-9	.444	.000	.000	0.1	0.8	0.5
42	42	Tracee Mitchel	5-9	12	F/C	26	79-158	.503	.600	.423	0.4	7.3	7.3
Team Totals / Percentages							528/1190	.444	.287	.655		58.6	

State Finals History

First Appearance



Amy Govert
Head Coach

Season Results (25-1)

11/12	at Highland	W	91-66
11/14	Andean	W	74-35
11/19	Valparaiso	W	64-55
11/25	East Chicago Central	W	67-49
11/27	at Portage	W	54-39
12/4	Chesterton	W	63-48
12/11	at LaPorte	W	58-44
12/15	at Michigan City	W	74-61
12/19	Lake Central	W	61-48
12/23	at Munster	W	60-48
12/29	Crown Point	W	68-51
1/2	at Valparaiso	W	56-40
1/9	Portage	W	69-59
1/12	at Lowell	W	76-45
1/15	LaPorte	W	69-36
1/19	Hobart	W	49-38
1/22	at Lake Central	L	48-66
1/26	at Chesterton	W	60-50
1/29	Michigan City	W	65-59
2/4	at Crown Point	W	63-49
Valparaiso Sectional			
2/12	Michigan City	W	84-64
2/13	Hobart	W	64-42
2/15	Valparaiso	W	60-55
Valparaiso Regional			
2/20	Munster	W	68-60
2/20	Elkhart Memorial	W	55-54
Elkhart Central Semi-State			
2/27	Fort Wayne Snider	W	66-53