



Lafayette Central Catholic Knights

Class A



Lt.	Dk.	Name	Gr.	Ht.	Wt.	Position(s)
2	2	Travis Smith	12	6-0	155	SE/DB
4	4	Tim Wagner	10	5-7	155	QB/OLB
5	5	Timmy Mills	11	5-10	150	SE/DB
6	6	Derrick Brown	9	5-10	160	WB/DB
7	7	Jake Churchill	11	5-11	160	WB/DB
8	8	Austin Munn	12	6-1	170	QB/DB
9	9	Jared Joyce	9	5-5	125	WB/OLB
11	11	Eli Behr	9	5-10	130	SE/DB
12	12	Hayes Cronk	10	6-3	170	QB/DB
14	14	Brad Schrader	11	5-10	180	RB/DB
15	15	Mason Fisher	10	6-3	155	SE/DB
16	16	Ty Preston	10	5-9	130	QB/DB
17	17	Will Jones	11	5-11	150	WB/DB
20	20	Ethan Weisgerber	10	5-11	140	SE/DB
21	21	Joe Corcoran	9	6-0	160	WB/LB
22	22	Matt Burks	12	5-11	155	SE/OLB
23	23	Matt Bouggy	11	5-9	135	K
24	24	John Paul Santos	11	5-11	150	SE/DB
25	25	Nigel Hensley	10	5-9	135	SE/DB
26	26	Nick Zak	11	6-0	180	SE/OLB
27	27	Jarrod Patzschke	10	6-3	155	SE/DB
28	28	Andrew Hubertz	11	6-2	180	SE/OLB
29	29	Joe Smith	10	6-2	170	WB/DB

Lt.	Dk.	Name	Gr.	Ht.	Wt.	Position(s)
31	31	Sam Kochert	11	5-10	170	RB/LB
33	33	Danny Anthrop	12	6-1	180	WB/DB
41	41	Tyler Schrader	10	5-11	160	RB/OLB
50	50	Ross Corcoran	11	6-2	200	OL/LB
51	51	Nelson Almond	12	6-0	195	OL/LB
52	52	Caeb Onken	10	6-1	200	OL/LB
53	53	John Schrader	12	6-5	195	OL/DL
54	54	Casey Bollock	11	6-3	220	OI/DL
55	55	Jacob Matson	12	5-10	225	OL/DL
56	56	Patrick Mackey	11	6-1	215	OL/DL
57	57	Landon Miller	9	6-1	170	OL/DL
60	60	Joey Talley	11	6-1	185	OL/LB
61	61	Jimmy Mills	11	5-8	155	OL/DL
62	62	Bayley Fontaine	9	5-11	170	OL/LB
63	63	Will Beardmore	10	5-9	185	OL/DL
65	65	Mike Rosebraugh	12	5-10	230	OL/DL
67	67	Sam Scheetz	10	6-3	175	OL/DL
68	68	Jeff Adams	12	6-0	285	OL/DL
70	70	Matt Thieme	11	6-3	195	OL/DL
72	72	Robby Fortwendel	11	6-3	260	OL/DL
74	74	Drake Hoover	12	5-11	240	OL/DL
77	77	Sam Bondi	9	5-3	155	OL/DL

Lafayette Central Catholic Knights

Class A



Team Statistics

	Laf. Central Catholic	Opponents
Total Points / Points Per Game	628 / 44.9	89 / 6.4
First Downs / Per Game	198 / 14.1	134 / 9.6
Rushing Yards / Per Game	2,846 / 203.3	1,550 / 110.7
Passing Yards / Per Game	2,245 / 160.4	925 / 66.1
Total Yards / Per Game	5,091 / 363.6	2,475 / 176.8
Fumbles Recovered By	5	14
Intercepted By	3	17
Total Punts / Average	36 / 39.1	N/A
Penalties / Yards	N/A	N/A

Individual Statistics

Scoring		G	TD	1-Pt.	2-Pt.	FG	TP	PPG
33	Danny Anthrop	14	48	--	2	--	292	20.9
23	Matt Bouggy	14	--	77	--	4	89	6.4
14	Brad Schrader	12	10	--	--	--	60	5.0
5	Timmy Mills	14	8	--	--	--	48	3.4
7	Jake Churchill	7	--	--	--	--	42	3.0

Rushing		G	Att.	Yds.	TD	YPG	YPC	Long
33	Danny Anthrop	14	116	1502	29	107.3	12.9	93
14	Brad Schrader	12	105	748	9	62.3	7.1	72
7	Jake Churchill	14	20	217	2	15.5	10.8	77

Passing		G	Comp.	Att.	Int.	TD	Yds.	YPG
8	Austin Munn	14	119	178	3	26	2171	155.1

Receiving		G	Rec.	Yds.	TD	YPG	YPC	Long
33	Danny Anthrop	14	44	834	13	59.6	19.0	62
5	Timmy Mills	14	25	588	6	42.0	23.5	81
7	Jake Churchill	14	21	322	4	23.0	15.3	56
22	Matt Burks	14	9	214	3	15.3	23.8	51

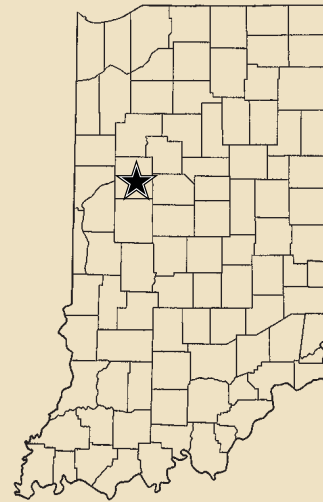
Defense		G	Tackles	For Loss	Sacks	INT	FC	FR
50	Ross Corcoran	14	119	11	3	0	0	1
2	Travis Smith	14	108	6	0	4	1	0
31	Sam Kochert	14	105	5	2	0	1	2
22	Matt Burks	14	100	15	4	5	0	1
33	Danny Anthrop	14	62	7	0	4	1	1
55	Jacob Matson	14	67	13	3	0	1	1

State Finals History

State Champion: **(4)** 1976 (A), 1999 (A), 2009 (A), 2010 (A)
 Appearances: **(5)** 1976 (A), 1999 (A), 2009 (A), 2010 (A), 2011 (A)



Kevin O'Shea
Head Coach



Team Facts

City/Town: Lafayette
 County: Tippecanoe
 Superintendent: Dr. Marie Williams
 Principal: Joe Brettnacher
 Athletic Director: Tim Bordenet
 Asst. Athletic Director: Pat O'Keefe
 Head Coach: Kevin O'Shea
 Assistant Coaches: Mark Brown, Mike Hammons, Jeff Onken, Frank O'Shea, Tim O'Shea, Jim Schrader, Ed Tilley
 Equipment Manager: Tom Yarnall
 Offensive Formation: Run-n-Shoot
 Defensive Formation: 3-4
 Colors: Navy Blue and White
 Conference: Hoosier
 Enrollment: 227
 Last Year's W-L Record: 15-0

Season Results (14-0)

8/19 at Delphi W 33-3
 8/27 vs. Guerin Catholic W 41-21
 9/2 at Twin Lakes W 62-12
 9/9 Culver Academies W 21-0
 9/16 Benton Central W 54-7
 9/23 at Tipton W 49-6
 9/30 Heritage Christian W 55-0
 10/7 Rensselaer Central W 49-6
 10/14 West Lafayette W 21-14

Sectional

10/21 at Pioneer W 47-6
 10/28 North White W 56-6
 11/4 Caston W 69-8

Regional

11/11 South Newton W 54-0

Semi-State

11/18 Sheridan W 17-0



Indianapolis Sccecina Memorial Crusaders

Class A



Lt.	Dk.	Name	Gr.	Ht.	Wt.	Position(s)
10	10	Matt Deering	12	6-0	170	WR
11	11	Robert Rennick	11	5-10	150	QB
12	12	Kirby Cox	10	5-10	140	DB
13	13	Nolan Ayres	10	6-1	150	QB
14	14	Thomas Allgood	11	5-10	160	RB
15	15	Brian Allgood	10	6-0	165	QB
20	20	Leffler Rocky	10	5-8	150	DB
21	21	Alex Okerson	12	5-8	155	FB
22	22	Jack Manley	12	6-0	185	TE
23	23	David Tarver	11	5-8	180	RB
26	26	Tyler Lewis	9	5-9	135	QB
27	27	Ryan Frain	12	6-0	200	P/K
28	28	Nick Newhart	9	5-8	135	QB
29	29	Elijah Broschart	10	5-10	175	RB
31	31	Jordan Brown	10	5-10	150	FB
32	32	Logan Delaney	12	5-11	165	WR
33	33	Abe Hagist	9	5-8	145	FB
34	34	Austin Montgomery	9	5-8	135	WR
36	36	Andrew Bledsoe	10	5-7	150	FB
37	37	Ryan Slipher	10	5-5	150	FB
38	38	Quincy Thomas	9	5-9	140	WR
40	40	Chris Wilson	9	6-0	190	TE
41	41	Charlie Therber	11	5-11	190	FB
42	42	Robert Tandy	12	5-8	145	WR
43	43	Dylan Richardson	11	6-2	235	TE
44	44	Nicholas Scoville	12	6-2	190	FB
45	45	Curtis Henley	11	5-9	185	FB
46	46	Jordan Mitchell	10	5-8	150	FB
50	50	Connor Tooley	11	6-0	200	OL
51	51	Nate Canterbury	9	6-2	210	OL
52	52	Justin Cavanaugh	11	6-3	220	OL

Lt.	Dk.	Name	Gr.	Ht.	Wt.	Position(s)
53	53	Mitchell Singleton	12	6-4	240	OL
54	54	Sam Burck	10	6-0	210	OL
55	55	Dustin Embry	11	5-10	185	OL
56	56	Aaron Lee	9	6-1	200	OL
57	57	Daniel Kirk	12	5-11	215	OL
58	58	Galen Monroe	10	5-11	180	OL
59	59	Patrick Kenney	10	5-7	165	OL
60	60	Kevin Thacker	10	5-8	165	OL
61	61	Andy Duckett	10	5-7	180	OL
62	62	Adam Waidlich	10	5-7	200	OL
63	63	Leo Hagist	10	5-8	180	OL
64	64	Adam Schroedle	10	5-9	180	OL
65	65	Andrew McCallister	12	5-11	220	OL
67	67	Christian Johnson	11	6-4	260	OL
68	68	Luke Frain	9	6-0	210	OL
71	71	Gary Fisher	10	6-2	275	OL
72	72	Jared Smith	10	6-2	275	OL
75	75	Dustin Feltner	11	6-3	255	OL
76	76	Elijah Runge	9	5-8	220	OL
77	77	Miguel Arredondo	11	6-0	240	OL
78	78	Ryan Lacy	10	6-5	270	OL
80	80	James Hadley	10	6-3	190	TE
81	81	Travis Cravens	9	6-1	180	TE
82	82	Nick Asher	10	5-11	175	TE
83	83	Aaron Leming	10	5-9	155	WR
84	84	Gary Gee	11	6-3	190	WR
85	85	Sam Elmore	11	6-1	200	TE
86	86	Dason Killilea	10	6-2	170	TE
87	87	Jordan Tucker	11	6-0	180	WR
88	88	Kevin Hannah	10	5-8	165	TE

Indianapolis Scecina Memorial Crusaders

Class A



Team Statistics

	Indpls. Scecina	Opponents
Total Points / Points Per Game	436 / 31.1	233 / 16.6
First Downs / Per Game	153 / 10.9	157 / 11.2
Rushing Yards / Per Game	3,587 / 256.2	2,137 / 152.6
Passing Yards / Per Game	799 / 57.1	1,975 / 141.1
Total Yards / Per Game	4,386 / 313.3	4,112 / 293.7
Fumbles Recovered By	12	9
Intercepted By	22	2
Total Punts / Average	36 / 39.1	53 / 30.9
Penalties / Yards	61 / 527	84 / 660

Individual Statistics

Scoring		G	TD	1-Pt.	2-Pt.	FG	TP	PPG
23	David Tarver	14	22	--	--	--	132	9.4
14	Thomas Allgood	14	18	--	1	--	110	7.9
27	Ryan Frain	14	--	48	--	4	60	4.3
11	Robert Rennick	14	8	--	--	--	48	3.4
10	Matt Deering	14	5	--	--	--	30	2.1

Rushing		G	Att.	Yds.	TD	YPG	YPC	Long
23	David Tarver	14	167	1553	19	110.9	9.3	80
14	Thomas Allgood	14	174	1142	17	81.6	6.6	73
21	Alex Okerson	10	37	214	1	21.4	5.8	29
29	Elijah Broschart	9	34	196	2	21.8	5.8	25

Passing		G	Comp.	Att.	Int.	TD	Yds.	YPG
11	Robert Rennick	14	55	102	2	19	749	53.5
13	Nolan Ayres	6	2	5	0	1	11	1.8
14	Thomas Allgood	14	1	3	0	0	39	2.8

Receiving		G	Rec.	Yds.	TD	YPG	YPC	Long
10	Matt Deering	14	22	329	5	23.5	15.0	47
85	Sam Elmore	13	12	182	3	14.0	15.2	38
14	Thomas Allgood	14	11	129	1	9.2	11.7	30
23	David Tarver	14	4	83	1	5.9	20.8	58
87	Jordan Tucker	13	3	38	1	2.9	12.7	21

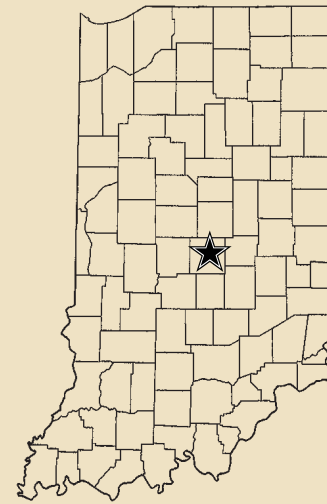
Defense		G	Tackles	For Loss	Sacks	INT	FC	FR
44	Nick Scoville	14	113	14	1/7	2	1	3
80	Jimmy Hadley	14	81	11	2/13	0	1	1
14	Thomas Allgood	14	74	8	1/9	4	0	1
53	Mitch Singleton	14	66	28	5/34	0	2	1
29	Elijah Broschart	13	56	4	0.5/4	3	0	0
67	Christian Johnson	14	47	16	6.5/4	4	0	0

State Finals History

State Champion: **(2)** 1990 (2A), 1991 (2A)
 Appearances: **(3)** 1990 (2A), 1991 (2A), 2011 (A)



Ott Hurrle
Head Coach



Team Facts

City/Town: Indianapolis
 County: Marion
 Superintendent: Dr. Ron Costello
 President: Joseph Therber
 Principal: John Hegarty
 Athletic Director: Jason Kehrer
 Head Coach: Ott Hurrle
 Assistant Coaches: Mike Battles, Daniel Davis, Dennis Davis, Joey Grant, Mike Harris, Mike Kirk, K.C. Leffler, John Lux, Frank Marino, Brian Rosswurm, Tony Schmoll, and Tyran Thompson
 Statisticians: Bill Bevan, Evan Knoop, and David Smock
 Athletic Trainer: Anna Foster and Alison Hicks
 Chaplain: Fr. Rob Hausladen
 Offensive Formation: I
 Defensive Formation: 50
 Colors: Cardinal Red and Gold
 Conference: Indiana Crossroads
 Enrollment: 340
 Last Year's W-L Record: 5-6

Season Results (11-3)

8/19	at Indpls. Howe Academy	W	26-12
8/26	at Speedway	L	3-27
9/2	Park Tudor	W	42-27
9/9	at Beech Grove	W	31-7
9/16	Roncalli	L	13-40
9/23	Lapel	W	24-7
9/30	at Triton Central	W	39-23
10/7	Indpls. Cardinal Ritter	L	28-45
10/14	at Indianapolis Lutheran	W	42-7

Sectional

10/21	at Tri	W	44-8
10/28	Knightstown	W	43-22
11/4	Northeastern	W	49-0

Regional

11/11	North Vermillion	W	35-8
-------	------------------	---	------


Semi-State

11/18	Linton-Stockton	W	17-0
-------	-----------------	---	------



Fort Wayne Bishop Luers Knights

Class 2A



Lt.	Dk.	Name	Gr.	Ht.	Wt.	Position(s)	Lt.	Dk.	Name	Gr.	Ht.	Wt.	Position(s)
1	1	Tyvel Jemison	11	5-10	165	RB/DB	43	43	Schuyler Aghabekian	10	5-11	155	DE
2	2	Kendrick Mullen	11	5-7	155	DB	44	44	Brandon Volmerding	10	5-10	165	LB
3	3	James Knapke	12	6-3	200	QB	45	45	Tristan Coker	10	6-1	190	DE
4	4	Damontre Cato	12	5-7	160	RB	47	47	Jeremiah Gaston	9	5-7	145	RB
5	5	Jermar'quay Brooks	11	5-8	195	LB	49	49	Tyrell Johnson	9	5-9	160	WR
6	6	Travis Eckert	9	6-1	155	QB	50	50	Matt Wood	12	5-11	190	OL/DL
7	7	Andrew Yaney	12	6-1	175	WR/DB	52	52	Patrick Shank	10	5-11	182	OL/DL
8	8	Charles Gaston	11	5-10	165	RB	54	54	Jack Sturm	11	6-3	235	OL
9	9	Jaylon Smith	11	6-3	213	LB	57	57	Tyler Fuller	12	5-9	290	OL/DL
10	10	Mike Rogers	11	6-1	185	WR	58	58	Dan Beckman	11	6-3	310	OL/DL
11	11	Kacey Harvey	12	6-0	218	LB	59	59	Casey Baker	12	6-4	240	OL/DL
12	12	Kaliq Jackson	11	6-0	140	WR	60	60	Spencer Wampole	10	6-1	210	OL/DL
13	13	Matthew Williamson	11	6-2	155	WR	61	61	John Savio	11	5-9	224	OL/DL
14	14	Quinn Cook	10	6-1	170	QB	62	62	Matt Stroufe	11	6-1	222	OL/DL
15	15	Montez Brooks	12	5-10	230	LB	64	64	Will Nolan	11	5-10	180	OL/DL
16	16	David Shank	11	5-11	155	WR	65	65	Caleb Moreno	10	5-10	176	OL/DL
17	17	Sean Katen	11	5-8	168	K	66	66	Jacob Burns	10	5-10	215	OL/DL
18	18	Kyle Bliss	11	5-8	160	QB	67	67	Bill Berghoff	12	6-0	248	OL/DL
19	19	Channing Williams	11	6-0	180	WR	69	69	Tom Carrier	11	6-3	245	OL/DL
20	20	Chance Young	10	5-8	145	DB	70	70	Jon Knapke	9	6-1	230	OL/DL
21	21	Andrew Spencer	11	5-11	165	DB	71	71	Tyler Green	11	6-2	235	OL/DL
22	22	Diontez Williams	10	5-7	151	DB	72	72	Wesley Hutson	10	6-1	208	OL/DL
23	23	Nick Morken	10	5-9	185	RB	73	73	Tony Fair	10	6-2	285	OL/DL
24	24	Logan Dorman	12	5-9	198	DB	76	76	Chad Wyss	11	6-1	265	OL/DL
25	25	Grayson Carpenter	12	5-10	185	LB	77	77	Javond Williams	12	6-7	310	OL/DL
26	26	Brandon Dock	11	5-8	150	WR	78	78	Malik Ojuri	11	6-1	285	OL/DL
29	29	Greg Strack	12	6-2	182	K	79	79	Marc Cotter	11	6-1	285	OL/DL
30	30	Jocquail Allen	10	5-5	125	WR	80	80	Andrew Menchaca	12	5-8	142	WR
31	31	Brandon Yeager	10	5-11	120	DB	81	81	Ricky Canales	10	5-5	170	RB
32	32	Jaquale Cooper	11	5-10	185	RB	83	83	Jordan Starks	12	6-3	190	DE
33	33	Damian Brough	9	5-8	155	RB/LB	84	84	Josh Gibson	10	5-9	155	DB
34	34	Nick Deiser	11	5-9	145	LB	85	85	Austin Armstrong	10	5-10	184	DE
35	35	Mike Reed	10	5-6	140	WR	86	86	Braden Thiele	10	6-1	186	DE
36	36	Everett Green	11	5-9	195	OL/DL	87	87	Quinton Gardner	10	6-1	155	WR
40	40	Aaron Lamaster	11	5-9	190	LB	88	88	Solomone Smith	9	6-3	170	WR
41	41	Nathan Grabner	10	6-0	165	DE	89	89	Isaac Case	10	5-4	113	WR
42	42	Drew Morken	12	6-0	205	DE							

Fort Wayne Bishop Luers Knights

Class 2A



Team Statistics

	FW Bishop Luers	Opponents
Total Points / Points Per Game	544 / 41.8	196 / 15.0
First Downs / Per Game	202 / 15.5	110 / 8.5
Rushing Yards / Per Game	2,744 / 211	931 / 71.6
Passing Yards / Per Game	2,000 / 154	1,089 / 84.0
Total Yards / Per Game	4,744 / 365.0	2,020 / 155.3
Fumbles Recovered By	17	7
Intercepted By	16	4
Total Punts / Average	35 / 34.2	64 / 27.4
Penalties / Yards	70 / 629	59 / 490

Individual Statistics

Scoring	G	TD	1-Pt.	2-Pt.	FG	TP	PPG
9 Jaylon Smith	13	29	--	--	--	174	13.4
10 Michael Rogers	13	17	--	--	--	102	7.8
29 Greg Strack	13	--	65	--	3	74	5.7
1 Tyvel Jemison	13	8	--	--	--	48	3.7
32 Jaquale Cooper	13	7	--	--	--	42	3.2

Rushing	G	Att.	Yds.	TD	YPG	YPC	Long
9 Jaylon Smith	13	133	1189	23	91.5	8.9	75
32 Jaquale Cooper	13	68	474	6	37.0	7.5	52
1 Tyvel Jemison	13	57	354	3	27.2	6.2	32
8 Charles Gaston	13	36	218	2	17.0	6.6	24
4 DJ Cato	13	34	171	1	13.1	5.0	22

Passing	G	Comp.	Att.	Int.	TD	Yds.	YPG
3 James Knapke	13	115	206	4	27	1984	153.0
14 Quinn Cook	6	2	3	0	0	16	--

Receiving	G	Rec.	Yds.	TD	YPG	YPC	Long
10 Michael Rogers	13	43	992	15	76	23.0	78
1 Tyvel Jemison	13	10	251	2	19.3	25.1	35
2 Kendrick Mullen	13	13	266	2	20.5	20.5	43
9 Jaylon Smith	13	17	191	4	15.0	11.2	32
8 Charles Gaston	13	8	82	0	6.3	10.2	15

Defense	G	Tackles	For Loss	Sacks	INT	FC	FR
15 Montez Brooks	12	85	29	5/33	0	2	2
1 Tyvel Jemison	13	66	8	3	3	1	--
9 Jaylon Smith	13	49	18	8/34	1	0	2
58 Dan Beckman	13	45	18	6/28	0	1	1
36 Everett Green	13	60	15	3/14	0	1	3
40 Aaron LaMaster	13	59	5				

State Finals History

State Champion: (9) 1985 (2A), 1989 (2A), 1992 (2A), 1999 (2A), 2001 (2A), 2002 (2A), 2007 (2A), 2009 (2A), 2010 (2A)

Runner-Up: (4) 1983 (2A), 1991 (2A), 1996 (2A), 2000 (2A)

Appearances: (14) 1983 (2A), 1985 (2A), 1989 (2A), 1991 (2A), 1992 (2A), 1996 (2A), 1999 (2A), 2000 (2A), 2001 (2A), 2002 (2A), 2007 (2A), 2009 (2A), 2010 (2A), 2011 (2A)



Matt Lindsay
Head Coach



Team Facts

City/Town: Fort Wayne
 County: Allen
 Superintendent: Dr. Mark Meyers
 Principal: Mary Keefer
 Athletic Director: Matt Lindsay
 Asst. Athletic Director: Diane Karst
 Head Coach: Matt Lindsay
 Assistant Coaches: Lew Goodwin, Mike Egts, Chris Charais, Steve Keefer, Kyle Lindsay, Brent Egts, Matt Millhouse, Fred Moore, Lee Rodenbeck, Clancy Shank, Phil Talarico, Marc Cotter, Joe Kimes, and Darrion White
 Student Managers: Tammy Petit, Morgan Skordos, Suzie Charais, Rose Becker, Dylan Gillie, Sarah Goodwin, Anna Bauer, and Shannon Glismann
 Offensive Formation: Multiple
 Defensive Formation: 4-3
 Colors: Red and Black
 Conference: Summit Athletic
 Enrollment: 560
 Last Year's W-L Record: 14-1

Season Results (12-1)

8/19 Fort Wayne Snider W 32-21
 8/26 Fort Wayne Northrop W 28-7
 9/2 at Fort Wayne South Side L **53-0
 9/16 at Fort Wayne Wayne W 56-12
 9/23 FW Concordia Lutheran W 41-7
 9/30 at Fort Wayne North Side W 56-28
 10/7 at Brebeuf Jesuit W 48-20
 10/14 at FW Bishop Dwenger W 26-15
 10/21 Elwood W 49-19

Sectional

10/28 at Eastside W 42-7
 11/4 Churubusco W 34-7

Regional

11/11 at Tipton W 44-23

Semi-State

11/18 Bremen W 35-21

** (Forfeit)



Evansville Mater Dei Wildcats

Class 2A



Lt.	Dk.	Name	Gr.	Ht.	Wt.	Position(s)
3	3	Logan McCann	9	5-8	165	RB/LB
4	4	Wyatt Seng	10	5-6	125	RB/DB
5	5	Evan Collins	11	6-0	195	RB/LB
6	6	Alex Schneider	11	6-1	180	RB/LB
7	7	Travis Wannemuehler	11	5-8	140	K
8	8	Jacob Hartz	11	6-1	145	WR/DB
9	9	Leo Scheller	11	5-11	145	WR/DB
10	10	Dane Maurer	12	5-10	195	QB/DB
11	11	Hunter Owen	12	6-0	170	WR/DB
12	12	Jace Hartz	11	6-1	155	QB/DB
13	13	Seth Kruse	10	6-1	160	WR/DL
14	14	Easton Ricketts	11	5-9	135	WR/DB
15	15	David Euler	12	6-0	190	WR/DB
16	16	Noah Schweizer	10	5-5	125	WR/DB
17	17	Adam Blankenberger	11	5-9	165	WR/DB
18	18	Ben Sellers	9	6-2	195	QB/DB
19	19	Chase Hoehn	10	6-0	145	QB/DB
20	20	Josh Pierre	10	5-10	140	WR/DB
21	21	Jared Schapker	10	5-11	150	WR/DB
22	22	Eric Wildeman	12	5-10	170	WR/DB
23	23	Cody Hess	12	5-8	195	RB/DB
24	24	Bryan Wolf	11	5-11	160	WR/DB
25	25	Ian Horstman	12	5-10	210	RB/LB
26	26	Isaac Tekoppel	12	6-0	160	WR/DB
27	27	Wade Hoffman	12	5-10	170	WR/DB
28	28	Jacob Fleming	10	5-8	135	WR/DB
30	30	Shawn Horthy	12	5-10	180	RB/LB
31	31	Nolan Goebel	10	5-8	160	RB/DB
32	32	Max Wilderman	12	5-8	170	RB/LB
33	33	Evan Martin	12	5-8	150	RB/DB
34	34	Sam Bassemier	9	5-11	185	RB/LB
35	35	Brett Masterson	11	5-10	180	RB/LB

Lt.	Dk.	Name	Gr.	Ht.	Wt.	Position(s)
36	36	Logan Weinzapfel	10	5-9	160	RB/LB
37	37	Julian Weidner	9	6-0	165	RB/LB
40	40	Blake Wilderman	10	5-10	130	WR/DB
42	42	Kempf Bennett	10	5-10	150	OL/DL
44	44	Austin Carr	10	5-10	145	WR/DB
47	47	Adam Sweeney	12	6-1	180	WR/LB
48	48	Grant Wilmes	10	6-0	160	OL/DL
51	51	Logan Nicholson	10	6-3	260	OL/DL
52	52	Joey Wilson	12	5-10	190	OL/DL
53	53	John Kuester	10	5-8	170	OL/DL
54	54	Levi Massey	10	6-0	260	OL/DL
55	55	Jeff Helfrich	11	5-10	205	DL
56	56	Keaton Oliver	11	6-0	180	OL/LB
57	57	Bernie Boots	12	6-5	290	OL/DL
58	58	Matt Cox	10	6-6	265	OL/DL
59	59	Nathan Wright	11	5-10	240	OL/DL
60	60	Ben Polk	11	6-4	225	OL/DL
61	61	Dakota Richardt	11	6-2	215	OL/DL
63	63	Van Masterson	12	6-5	230	OL/DL
64	64	Blake Schoettlin	11	6-2	190	OL/DL
65	65	Logan Folz	12	5-11	170	OL/DL
66	66	Don Euler	12	5-10	225	OL/DL
67	67	Evan Williams	9	6-0	215	OL/DL
70	70	Trevor Martin	11	6-0	195	OL/DL
71	71	Jacob Mischler	11	5-11	165	OL/DL
74	74	Kyle Willis	11	6-3	270	OL/DL
78	78	Reed Rexing	12	6-2	270	OL/DL
80	80	Zackary Fulton	12	6-0	160	WR/DB
85	85	Daniel Mann	12	6-0	160	WR/DB
86	86	Dalton Brandenstein	12	6-0	180	WR/DB
87	87	Alex Springer	11	5-11	165	WR/DB

Evansville Mater Dei Wildcats

Class 2A



Team Statistics

	Mater Dei	Opponents
Total Points / Points Per Game	591 / 42.2	222 / 15.9
First Downs / Per Game	271 / 19.4	181 / 12.9
Rushing Yards / Per Game	2,824 / 201.7	1,612 / 115.1
Passing Yards / Per Game	2,996 / 214.0	1,888 / 134.9
Total Yards / Per Game	5,820 / 415.7	3,500 / 250
Fumbles Recovered By	17	11
Intercepted By	15	9
Total Punts / Average	23 / 29	N/A
Penalties / Yards	88 / 817	65 / 624

Individual Statistics

Scoring		G	TD	1-Pl.	2-Pl.	FG	TP	PPG
23	Cody Hess	14	28	--	--	--	168	12
11	Hunter Owen	14	14	--	--	--	84	6
7	Travis Wannemuehler	12	--	52	--	9	79	6.6
10	Dane Maurer	14	11	--	--	--	66	4.7
86	Dalton Brandenstein	12	6	--	1	--	38	3.2
26	Issac Tekoppel	14	6	--	1	--	38	2.7

Rushing		G	Att.	Yds.	TD	YPG	YPC	Long
23	Cody Hess	14	197	1294	22	92.4	6.6	--
10	Dane Maurer	14	97	600	11	42.9	6.2	--
6	Alex Schneider	10	43	349	3	34.9	8.1	--

Passing		G	Comp.	Att.	Int.	TD	Yds.	YPG
10	Dane Maurer	14	177	272	8	33	2951	210.8
12	Jace Hartz	10	4	10	1	0	21	2.1

Receiving		G	Rec.	Yds.	TD	YPG	YPC	Long
26	Isaac Tekoppel	14	50	742	6	53	14.8	--
86	Dalton Brandenstein	12	32	625	5	52.1	19.5	--
11	Hunter Owen	14	31	637	12	45.5	20.5	--
15	David Euler	14	22	331	3	23.6	15	--
87	Alex Springer	14	18	271	2	19.4	15.1	--

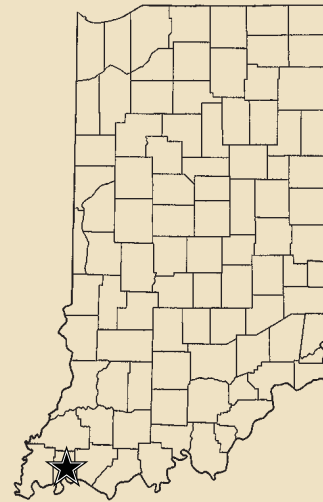
Defense		G	Tackles	For Loss	Sacks	INT	FC	FR
5	Evan Collins	14	124	10	4.5	0	5	0
30	Shawn Horthy	14	122	19.5	6.5	0	1	0
25	Ian Horstman	14	93	11.5	4	0	1	0
85	Daniel Mann	14	96	1	0	3	0	0
60	Ben Polk	13	73	24	10.5	0	2	0
17	Adam Blankenberger	14	72	0	0	3	0	2

State Finals History

State Champion: **(1)** 2000 (2A)
 Runner-Up: **(2)** 1994 (2A), 2001 (2A)
 Appearances: **(4)** 1994 (2A), 2000 (2A), 2001 (2A), 2011 (2A)



Mike Goebel
Head Coach



Team Facts

City/Town: Evansville
 County: Vanderburgh
 Superintendent: Daryl Hagan
 Principal: Chris Tanner
 Athletic Director: Joe Herrmann
 Asst. Athletic Directors:
 Joe Dippel and Jeff Jewell
 Head Coach: Mike Goebel
 Assistant Head Coach: Darin Knight
 Assistant Coaches: Gary Goebel,
 Dave Scheu, Joe Phelps, Carl Voegel,
 Lucas Goebel, J.D. Wargel, Steve Ricketts,
 Jeff Schuler, Jeff Jewell, Josh Rice,
 Blake Maurer, Nathan Wildeman,
 Jordan Phelps, Neil Hammelman,
 Tom Johnson, Matt Price, Scott Bonnell,
 Jake Schiff
 Offensive Formation: Spread
 Defensive Formation: 4-3
 Colors: Red and Gold
 Conference: Southern Indiana Athletic
 Enrollment: 501
 Last Year's W-L Record: 12-2

Season Results (13-1)

8/20	vs. Indian Creek	W	33-10
8/26	Evansville Central	W	49-6
9/2	Evansville Memorial	W	47-14
9/9	at Evansville North	W	24-0
9/16	at Evansville Bosse	W	40-6
9/23	Evansville Harrison	W	63-19
9/30	Mt. Vernon	W	47-20
10/7	Castle	L	*48-51
10/14	at Evansville Reitz	W	34-18

Sectional

10/21	at North Posey	W	45-20
10/28	Sullivan	W	41-7
11/4	at Southridge	W	39-21

Regional

11/12	Triton Central	W	48-14
-------	----------------	---	-------

Semi-State

11/19	Guerin Catholic	W	27-16
-------	-----------------	---	-------

* (Double Overtime)



South Bend St. Joseph's Indians

Class 3A



Lt.	Dk.	Name	Gr.	Ht.	Wt.	Position(s)
1	1	Tajah Smith	9	5-8	150	RB/LB
2	2	Patrick Klima	12	5-10	155	RB/CB
3	3	David Arsenault	12	5-10	170	RB/CB
4	4	Neal Dowling	11	6-0	220	FB/DL
5	5	Brian Smallbone	11	6-5	200	WR/LB
6	6	Joseph Watkins	12	5-10	150	WR/CB
7	7	Nick Carmola	12	5-11	160	QB
8	8	Oliver Page	9	6-2	170	QB/CB
10	10	Denton Gillis	10	6-2	162	WR/CB
12	12	Patrick Swift	10	5-10	140	WR/CB
13	13	Tre Olive	12	6-2	160	WR/CB
14	14	Evan Thomas	10	5-10	167	QB/CB
15	15	Michael Swift	11	5-11	175	QB/CB
16	16	Mathew Monserez	10	6-4	190	QB/CB
17	17	Michael Madden	11	5-11	180	WR/DB
18	18	Eric Mossey	10	6-1	165	WR/CB
19	19	Tim McNamara	11	6-0	173	WR/CB
20	20	Adam El-Ammori	9	5-7	150	WR/LB
21	21	Collin Hickey	12	6-2	170	WR/CB
22	22	Quinn Imus	10	5-10	173	RB/DL
23	23	Ryan Jankowski	10	5-9	173	RB/DL
24	24	Tyler Locke	12	5-11	210	RB/CB
25	25	Casey Coleman	10	5-9	142	RB/CB
26	26	Jacob Stone	12	5-10	185	OL/DL
28	28	Brendan Connelly	9	5-9	160	RB/CB
29	29	Kevin McFadden	11	5-11	171	RB/CB
30	30	Johnny McConville	11	5-7	135	K
32	32	Alec Fullenkamp	12	6-0	170	K/P
33	33	Ray Kowalski	11	6-1	180	RB/CB
34	34	Ryan Younger	9	5-10	180	RB/LB
35	35	Jacob Froehlich	10	5-8	150	WR/CB
36	36	Alex Pittman	10	5-6	130	K

Lt.	Dk.	Name	Gr.	Ht.	Wt.	Position(s)
40	40	Reilly Neuklis	11	5-6	165	FB/LB
41	41	Arnaud Cyusa	10	5-7	168	RB/LB
44	44	Neil Smith	10	5-11	162	RB/LB
46	46	Sebastian Langheinrich	9	5-8	150	WR/CB
50	50	JC Obringer	11	6-4	195	OL/DL
51	51	Zach Kanczuzewski	10	5-10	175	OL/LB
52	52	Andrew Incandela	11	5-9	183	OL/LB
53	53	Matthew Kletka	12	5-11	185	OL/DL
54	54	Tate Bellegante	12	6-1	215	OL/LB
55	55	John Godfrey	12	6-1	220	OL/LB
56	56	Corey Kuminecz	10	5-9	185	OL/LB
60	60	Mark Echard	10	6-1	203	OL/DL
62	62	Joseph Thomas	10	5-8	148	OL/LB
63	63	John Dyczko	9	5-11	200	OL/DL
66	66	Mirko Jurkovic	9	6-2	180	OL/DL
67	67	Randy Nguyen	9	5-8	160	OL/DL
70	70	Patrick Connors	10	6-3	245	OL/DL
71	71	Austin Deneen	11	5-9	200	OL/DL
72	72	Garrett Gutermuth	10	6-0	220	OL/DL
76	76	Ben Taelman	9	6-0	190	OL/DL
78	78	Jason Mulligan	12	6-4	260	OL/DL
79	79	Conner Futa	9	5-11	190	OL/DL
80	80	Nick Weidow	12	6-2	205	TE/DL
81	81	Brody Smith	11	6-0	170	TE/DL
82	82	Connor Edmonds	11	6-0	180	TE/LB
84	84	Jared Vite	10	5-10	150	WR/CB
85	85	Jeffrey Collier	11	5-11	140	WR/CB
86	86	Sean O'Brien	10	5-9	140	WR/CB
87	87	Austin Oxley	10	5-8	150	WR/CB
88	88	Matthew Madden	10	6-2	190	TE/LB
89	89	Alex Schlemmer	10	6-1	160	K
95	95	Anthony Rulli	10	5-9	185	OL/DL

South Bend St. Joseph's Indians

Class 3A



Team Statistics

	SB St. Joseph's	Opponents
Total Points / Points Per Game	356 / 25.4	163 / 11.6
First Downs / Per Game	205 / 14.6	131 / 9.3
Rushing Yards / Per Game	2,562 / 183	1,545 / 110.4
Passing Yards / Per Game	1,421 / 101.5	1,101 / 78.6
Total Yards / Per Game	3,983 / 284.5	2,646 / 189
Fumbles Recovered By	9	6
Intercepted By	10	5
Total Punts / Average	52 / 32.7	59 / 33.4
Penalties / Yards	70 / 513	58 / 443

Individual Statistics

Scoring	G	TD	1-Pt.	2-Pt.	FG	TP	PPG
3 David Arsenault	14	20	--	--	--	120	8.6
32 Alec Fullenkamp	14	--	38	--	6	56	4.0
29 Kevin McFadden	14	6	--	--	--	36	2.6
7 Nick Carmola	14	5	--	--	--	30	2.1
82 Connor Edmonds	14	4	2	--	--	26	1.8

Rushing	G	Att.	Yds.	TD	YPG	YPC	Long
3 David Arsenault	14	228	1,471	17	105.0	6.4	--
7 Nick Carmola	14	145	440	5	31.4	3.0	--
29 Kevin McFadden	14	61	426	5	30.4	6.9	--
33 Ray Kowalski	14	18	84	3	6.0	4.6	--
23 Ryan Jankowski	14	19	68	1	4.8	3.5	--

Passing	G	Comp.	Att.	Int.	TD	Yds.	YPG
7 Nick Carmola	14	89	171	5	14	1,317	94

Receiving	G	Rec.	Yds.	TD	YPG	YPC	Long
2 Patrick Klima	14	28	385	4	27.5	13.7	--
82 Connor Edmonds	14	23	340	4	24.2	14.7	--
3 David Arsenault	14	14	225	3	16.0	16.0	--
21 Collin Hickey	5	14	175	--	35.0	12.5	--
17 Michael Madden	14	12	167	2	11.9	13.9	--

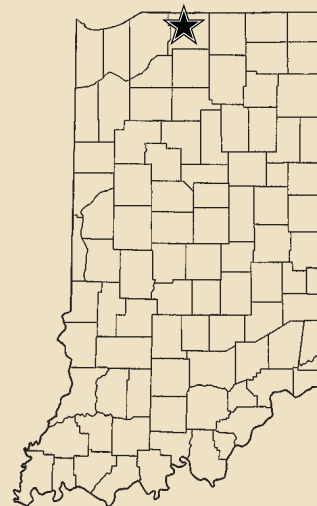
Defense	G	Tackles	For Loss	Sacks	INT	FC	FR
5 Matt Smallbone	14	74	9	3	--	1	--
54 Tate Bellegante	14	51	6	4	--	1	--
33 Ray Kowalski	14	52	1	1	3	--	--
40 Reilly Neuklis	14	42	8	3	--	--	--
4 Neal Dowling	14	28	4	4	--	--	1
24 Tyler Locke	14	35	6	3	--	--	2

State Finals History

State Champion: **(1)** 1995 (3A)
 Runner-Up: **(2)** 2007 (3A), 2010 (3A)
 Appearances: **(4)** 1995 (3A), 2007 (3A),
 2010 (3A), 2011 (3A)



Ben Downey
Head Coach



Team Facts

City/Town: South Bend
 County: Saint Joseph
 Superintendent: Dr. Mark Myers
 Principal: Susan Richter
 Athletic Director: Eric Gohlke
 Assistant Athletic Director: John Gumpf
 Head Coach: Ben Downey
 Assistant Coaches: Bret Bajdek, Cory Betzer,
 Paul Carrier, Chris Carver, Trevor Doaks,
 Bill Farrell, Brian Farrell, Steve Kubsch,
 Dan Luther, Mike Rulli, Nick Weldy, Matt Weldy
 Student Managers: Chris Freeby
 Offensive Formation: Spread
 Defensive Formation: 3-4
 Colors: Columbia Blue and White
 Conference: Northern Indiana
 Enrollment: 815
 Last Year's W-L Record: 10-5

Season Results (12-2)

8/19	Chesterton	W	30-28
8/26	Wawasee	W	12-3
9/2	Mishawaka	W	35-12
9/9	at Elkhart Central	W	28-17
9/16	South Bend Adams	W	23-7
9/23	at Mishawaka Marian	L	21-25
9/30	Penn	L	6-28
10/7	at South Bend Clay	W	19-9
10/14	at South Bend Riley	W	34-0

Sectional

10/21	at Gary Wallace	W	50-6
10/28	at Culver Academies	W	35-15
11/4	Mishawaka Marian	W	21-0

Regional

11/11	at Jimtown	W	21-0
-------	------------	---	------

Semi-State

11/18	West Lafayette	W	21-13
-------	----------------	---	-------



Indianapolis Bishop Chatard Trojans

Class 3A



Lt.	Dk.	Name	Gr.	Ht.	Wt.	Position(s)
1	1	Logan Hall	10	5-9	175	RB/LB
2	2	Pete Hartley	11	5-8	168	RB/CB
3	3	Sam Gleaves	10	6-0	170	QB/DB
4	4	Myles Malone-Wright	12	5-10	186	WR/DB
5	5	Rob Dury	11	6-2	210	TE/LB
6	6	Jake Griffey	11	5-9	150	WR/DB
7	7	Kyle Doyle	10	5-10	160	QB/DB
8	8	Jack Busald	11	5-10	150	WR/CB
9	9	Eric Moore	11	5-9	150	RB/LB
10	10	Sam Lauck	10	5-9	150	WR/DB
11	11	Sam Neighbours	11	5-9	150	QB/FS
12	12	Andrew Ciresi	12	5-9	150	WR/DB
13	13	Danny Weaver	11	6-1	175	TE/LB
14	14	Bobby O'Brien	11	5-11	175	TE/LB
15	15	Reed Jennings	10	5-7	140	WR/DB
16	16	Sam Giudice	12	6-2	190	QB/TE/OLB
17	17	Dan Sahn	12	6-2	195	TE/LB
18	18	Max VanVliet	12	6-1	187	QB/DB
19	19	Max Taylor	10	5-7	140	WR/CB
20	20	Sean Parsons	11	5-9	160	RB/SS
21	21	Ryan Kleinschmidt	12	5-9	187	RB/DB
22	22	Stan Jackson	10	5-8	135	RB/CB
23	23	Alex Kimack	10	6-2	195	RB/LB
24	24	Jeremy Jacob	10	5-9	145	WR/DB
25	25	Alex Taylor	11	5-7	150	WR/LB/CB
26	26	Michael Weimer	11	5-9	186	FB/LB
27	27	Luke Williams	11	6-2	180	TE/LB
28	28	Sam Cooke	10	5-11	175	WR/LB
29	29	Joe Fagan	11	6-3	190	WR/LB/CB
30	30	Steven Schueth	10	6-0	155	WR/DB
31	31	Casey O'Brien	10	5-5	150	RB/LB
32	32	David Doucleff	10	5-10	165	RB/LB
33	33	Mike Schapker	10	6-0	170	WR/LB
34	34	Nick Traub	12	6-0	186	TE/LB
35	35	Zach Metzger	10	5-11	170	RB/LB
36	36	Greg Wood	12	6-0	190	RB/DB
37	37	Elijah Evans	12	6-1	195	RB/LB
38	38	Ben Paugh	12	5-9	160	RB/LB
39	39	Sam Jost	10	5-10	165	RB/DB
40	40	Justin Bennett	10	5-10	180	RB/LB
41	41	Joe Sullivan	12	5-9	170	RB/LB
42	42	Chris Shrack	12	6-0	185	TE/DL
43	43	Ryan Hayes	10	5-9	150	WR/DB
44	44	Andy McGinnis	12	6-0	197	WR/DB
45	45	Nick Annee	11	6-3	175	TE/DE

Lt.	Dk.	Name	Gr.	Ht.	Wt.	Position(s)
46	46	Paul Rudolph	10	6-0	185	RB/LB
47	47	Brent Kelly-Hooks	12	6-0	205	TE/LB
48	48	Zach Burns	12	6-0	165	WR/DB
49	49	Tim Leemhuis	10	5-8	150	WR/DB
50	50	Alex Bill	12	6-1	225	OL/DL
51	51	Okenna Oruche	12	5-11	200	OL/DL
52	52	Will Naddy	12	6-0	210	OL/DL
53	53	John Agostino	11	5-9	180	OL/DL
54	54	Jordan Penry	12	6-2	215	OL/DL
55	55	James Warren	9	6-2	300	OL/DL
56	56	Kyle Sprunger	12	6-2	200	OL/DL
57	57	Michael Annee	10	6-1	210	OL/DL
58	58	Daniel Bowes	12	6-0	210	OL/DL
59	59	Sam Skipper	10	5-10	220	OL/DL
60	60	Ethan Haley	11	6-1	210	OL/LB
61	61	Colin Traub	10	6-0	175	OL/DL
62	62	Dan Buhler	12	5-11	215	OL/DL
63	63	Luke McHugh	12	6-3	210	OL/DL
64	64	Matt McCann	9	6-5	275	OL/DL
65	65	Zack Schellinger	11	6-3	240	OL/DL
66	66	Ben Wagner	12	6-2	225	OL/DL
67	67	Joe Godlevske	10	6-0	230	OL/DL
70	70	Sean Myers	10	5-10	225	OL/DL
71	71	Luke Hedlund	10	6-2	225	OL/DL
72	72	Will Thornburg	10	6-3	230	OL/DL
73	73	Thomas Ritman	10	6-2	190	OL/DL
74	74	Joe Doyle	11	6-5	245	OL/DL
75	75	Sid Anvoots	12	6-4	275	OL/DL
76	76	Chris Goetz	12	6-2	250	OL/LB
77	77	Michael McHugh	10	6-1	210	OL/DL
78	78	Max Polak	12	6-3	207	OL/DL
80	80	Aaron Hepp	12	6-3	185	WR/DB
81	81	Alex Ney	12	5-11	190	TE/LB
82	82	Daniel Wagner	12	6-3	202	WR/DB
83	83	Dan Scheidler	12	6-1	175	WR/DB/K
84	84	Sean Blanford	12	6-0	175	WR/LB
85	85	Jake Ney	10	6-3	175	TE/LB
86	86	Matt Ortman	10	6-2	185	TE/LB
87	87	Jordan Kontor	11	6-3	187	TE/DL
88	88	Matt Hurrle	12	6-2	185	WR/DB
89	89	Jaylon Owens	10	5-11	170	WR/DB
90	90	Henry Hill	10	6-3	215	TE/LB
91	91	Blake Ayres	10	5-11	160	QB/DB
92	92	Robert Croddy	10	5-8	150	WR/DB
93	93	Antonio Moore	10	5-9	160	RB/DB

Indianapolis Bishop Chatard Trojans

Class 3A



Team Statistics

	Bishop Chatard	Opponents
Total Points / Points Per Game	500 / 37.7	156 / 11.1
First Downs / Per Game	222 / 15.9	148 / 10.6
Rushing Yards / Per Game	2,736 / 195.4	798 / 57
Passing Yards / Per Game	2,212 / 158	1,970 / 140.7
Total Yards / Per Game	4,948 / 353.4	2,768 / 197.7
Fumbles Recovered By	17	5
Intercepted By	24	7
Total Punts / Average	40 / 35.5	65 / 33.7
Penalties / Yards	107 / 906	69 / 615

Individual Statistics

Scoring	G	TD	1-Pt.	2-Pt.	FG	TP	PPG
21 Ryan Kleinschmidt	14	15	--	1	--	92	6.6
80 Aaron Hepp	14	11	--	--	--	78	5.6
83 Dan Scheidler	14	--	60	--	6	78	5.6
82 Daniel Wagner	14	8	--	1	--	50	3.6
18 Max VanVliet	14	6	--	--	--	36	2.6

Rushing	G	Att.	Yds.	TD	YPG	YPC	Long
21 Ryan Kleinschmidt	14	303	1,593	14	113.8	5.2	65
2 Pete Hartley	9	39	288	4	32.0	7.4	33
22 Stan Jackson	14	40	197	2	14.0	4.9	36
18 Max VanVliet	14	73	191	6	14.0	2.6	43
36 Greg Wood	14	24	127	0	9.0	5.3	13

Passing	G	Comp.	Att.	Int.	TD	Yds.	YPG
18 Max VanVliet	14	152	246	7	27	2,166	154.7
16 Sam Giudice	14	2	6	1	2	46	3.3

Receiving	G	Rec.	Yds.	TD	YPG	YPC	Long
82 Daniel Wagner	14	51	843	8	60.0	16.5	49
80 Aaron Hepp	14	43	597	11	42.6	13.9	54
29 Joe Fagan	14	15	300	3	21.4	20.0	76
90 Henry Hill	14	15	132	4	9.4	8.8	22
36 Greg Wood	14	6	80	1	5.6	13.3	36

Defense	G	Tackles	For Loss	Sacks	INT	FC	FR
47 Brent Kelly-Hooks	14	104	13.5	11	0	7	2
5 Rob Dury	14	112	17.5	1.0	2	5	2
50 Alex Bill	14	93	13.5	9.5	0	2	1
41 Joe Sullivan	14	123	10.5	0.0	1	1	1
80 Aaron Hepp	14	73	4.0	0.0	6	0	1
29 Joe Fagan	14	66	3.0	0.0	4	0	1

State Finals History

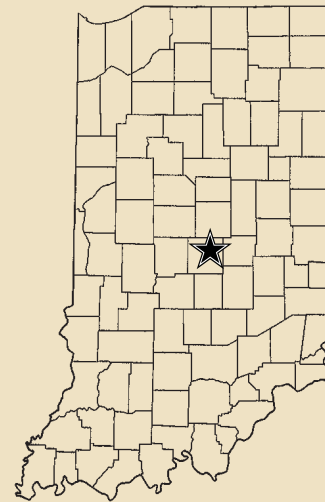
State Champion: **(10)** 1983 (2A), 1984 (2A), 1997 (3A), 1998 (3A), 2001 (3A), 2002 (3A), 2003 (3A), 2006 (3A), 2007 (3A), 2010 (3A)

Runner-Up: **(1)** 2005 (3A)

Appearances: **(12)** 1983 (2A), 1984 (2A), 1997 (3A), 1998 (3A), 2001 (3A), 2002 (3A), 2003 (3A), 2005 (3A), 2006 (3A), 2007 (3A), 2010 (3A), 2011 (3A)



Vince Lorenzano
Head Coach



Team Facts

City/Town: Indianapolis

County: Marion

Superintendent: Ron Costello

Principal: Dr. John Atha

Athletic Director: Mike Ford

Assistant Athletic Director: Mike Harmon

Head Coach: Vince Lorenzano

Assistant Coaches: Clifford Brooks, Jr.,

Rob Doyle, Matt Jennings, Kevin King,

Travis Lucas, John Norris, Jimmy Pappas,

Nick Svarczkopf, Kevin Shine, Nate Vannice,

David Whittemore, Todd Finnell

Student Managers: Ryan Liphard, Mike Bradley

Offensive Formation: Pro I

Defensive Formation: 4-4

Colors: Royal Blue and White

Conference: Independent

Enrollment: 715

Last Year's W-L Record: 11-4

Season Results (12-2)

8/20 vs. Brebeuf Jesuit W 31-7

8/26 at Indianapolis Broad Ripple W 55-0

9/2 Roncalli W 35-3

9/10 vs. Indianapolis Cathedral L 14-21

9/16 Indianapolis Cardinal Ritter W 42-27

9/23 at Northview W 37-0

9/30 Ft. Wayne Bishop Dwenger L 14-24

10/7 at Guerin Catholic W 38-7

10/14 at Cincinnati Elder (OH) W *28-27

Sectional

10/21 at Greencastle W 30-0

10/28 Danville W 42-0

11/4 at Brebeuf Jesuit W 34-13

Regional

11/11 Indian Creek W 62-22

Semi-State

11/18 at Corydon Central W 38-6

* (Double Overtime)



South Bend Washington Panthers

Class 4A



Lt.	Dk.	Name	Gr.	Ht.	Wt.	Position(s)
1	1	David Perkins	12	6-3	230	RB/OLB
2	2	Kelly Kolat	11	5-9	175	QB/LB
3	3	Daigien Morgan	10	6-0	185	QB
4	4	Gehrig Dieter	12	6-3	210	WR/LB
5	5	Torriano Harris	12	6-1	190	WR/OLB
6	6	Antwon Ivery	9	5-7	158	WR
7	7	Alfonso Mack	12	6-0	170	WR
8	8	J'Lonnis Horton	12	5-9	165	RB
9	9	Ira White	11	5-8	160	LB
10	10	Shawn Caplinger	10	6-2	170	QB/LB
11	11	Alex Euriga	10	5-7	145	WR/DB
12	12	Levi Welch	12	6-0	175	RB/DL
13	13	Houston Anderson	12	5-7	180	DL/RB
14	14	Adam Gonzalez	10	5-9	160	QB
16	16	Matthew Clay	11	5-10	170	LB
17	17	Haki Wood	10	6-2	160	WR/CB
18	18	Duron Ivery	12	6-0	190	OLB/RB
23	23	Alex Brooks	11	5-7	200	RB/LB
24	24	Jarvis Mitchell	11	5-10	160	DB
25	25	Anthony Hall	12	5-11	175	FS/OLB
30	30	Howard Davidson	9	5-11	170	LB
31	31	Austin Traxler	9	5-6	150	QB/CB

Lt.	Dk.	Name	Gr.	Ht.	Wt.	Position(s)
32	32	William Howell-Bey	11	5-3	135	DB
33	33	Chad Douglas	12	5-9	145	DB
34	34	Luis Lopez	11	5-10	135	WR/DB
41	41	James Toney	11	5-10	185	LB
45	45	Tyon Belcher	10	5-10	160	LB/WR
47	49	Devonte Hughes	11	6-0	200	DL
50	50	Terrance Bush	12	6-3	235	DL
52	52	Amani Lee	10	6-0	220	DL/OL
55	55	Derek Williams	11	5-8	205	DL/OL
56	56	Michael Taylor	12	6-3	230	OL
57	57	Dustin Dennig	11	6-5	310	OL
60	60	Tye Thornsberry	10	5-10	220	OL
67	67	Braelon Wilkens	11	6-3	275	OL
70	70	Pedro Garcia	10	5-9	205	OL
71	71	Tyler Parish	10	5-6	245	OL
72	72	Jason Wilson	9	5-8	220	OL
75	75	Byron Orvis	12	6-2	215	OL/DL
86	86	Christian Campbell	9	5-10	160	WR
87	87	Jalen Adams	11	5-7	150	WR
90	90	Lafay Flemming	9	5-8	170	RB/LB
91	91	Enrique Nunez	12	5-7	150	K
99	99	Francisco Ramirez	10	5-9	175	K

South Bend Washington Panthers

Class 4A



Team Statistics

	SB Washington	Opponents
Total Points / Points Per Game	397 / 28.4	210 / 15
First Downs / Per Game	N/A	N/A
Rushing Yards / Per Game	2,182 / 155.9	N/A
Passing Yards / Per Game	3,252 / 232.3	N/A
Total Yards / Per Game	5,434 / 388.1	N/A
Fumbles Recovered By	18	4
Intercepted By	13	15
Total Punts / Average	N/A	N/A
Penalties / Yards	N/A	N/A

Individual Statistics

Scoring	G	TD	1-Pt.	2-Pt.	FG	TP	PPG
4 Gehrig Dieter	14	24	0	0	0	144	10.3
20 David Perkins	13	19	0	0	0	114	8.1
7 Alfonso Mack	10	3	0	0	0	18	1.8
5 Torriano Harris	9	3	0	0	0	18	2.0
3 Daigien Morgan	13	2	0	0	0	12	0.9

Rushing	G	Att.	Yds.	TD	YPG	YPC	Long
20 David Perkins	13	182	1,300	15	100.0	7.1	85
16 Matt Clay	12	34	307	1	25.6	9.0	53
7 Alfonso Mack	10	31	217	1	21.7	7.0	25
3 Daigien Morgan	13	65	180	2	13.8	2.8	24
23 Alex Brooks	13	17	63	1	4.8	3.7	13

Passing	G	Comp.	Att.	Int.	TD	Yds.	YPG
3 Daigien Morgan	13	135	267	12	30	2,834	218.0
2 Kelly Kolat	6	24	49	3	2	381	63.5

Receiving	G	Rec.	Yds.	TD	YPG	YPC	Long
4 Gehrig Dieter	14	76	2,003	22	143.1	26.4	90
7 Alfonso Mack	10	26	341	2	34.1	13.1	51
18 Duron Ivery	6	20	335	1	55.8	16.8	42
20 David Perkins	13	19	275	3	21.2	14.5	95
6 Antwon Ivery	10	15	188	1	18.8	12.5	31

Defense	G	Tackles	For Loss	Sacks	INT	FC	FR
16 Matt Clay	12	147	22	3/26	0	4	1
23 Alex Brooks	13	124	19	2/9	1	2	3
50 Terrance Bush	14	124	25	9/54	0	1	1
47 Devonte Hughes	14	113	31	15/105	0	6	3
13 HustonAnderson	14	106	26	2/9	0	2	3
20 David Perkins	13	95	21	6/42	2	7	5

State Finals History

State Champion: **(1)** 1973 (3A)
 Appearances: **(2)** 1973 (3A), 2011 (4A)



Antwon Jones
Head Coach



Team Facts

City/Town: South Bend
 County: St. Joseph
 Superintendent: Carole Schmidt, Ph.D.
 Principal: George McCullough, Jr.
 Athletic Director: Chris Matthys
 Head Coach: Antwon Jones
 Assistant Coaches: Jarvis Edison,
 Jay Johnson, Weston Lambert, Chris Jones Jr.,
 John Christy, Maurice Wilkins Jr.,
 Reggie Brooks, Tony McWilliams,
 Joel Bonder
 Student Managers: Brandon Blount and
 Isaiah McWilliams
 Offensive Formation: Spread
 Defensive Formation: 60, Cover 3
 Colors: Kelly Green and White
 Conference: Northern Indiana
 Enrollment: 1,290
 Last Year's W-L Record: 0-11

Season Results (11-3)

8/20 Bloomington North W 46-23
 8/26 at Michigan City W 40-21
 9/2 Elkhart Central W 63-10
 9/9 at South Bend Adams W 12-7
 9/16 Mishawaka Marian L 14-28
 9/23 at Penn L 6-17
 9/30 South Bend Clay W 21-19
 10/7 Benet Academy (IL) L 0-6
 10/14 at Mishawaka W 37-13

Sectional

10/21 Kankakee Valley W 40-14
 10/28 at Hobart W 35-10
 11/4 Mishawaka W 37-19

Regional

11/11 at Hammond Morton W 33-20

Semi-State

11/18 at Leo W 13-3



Indianapolis Cathedral Fighting Irish

Class 4A



Lt.	Dk.	Name	Gr.	Ht.	Wt.	Position(s)	Lt.	Dk.	Name	Gr.	Ht.	Wt.	Position(s)
2	2	Sam Frederick	11	5-9	155	WR	47	47	Jack Stephens	11	6-1	180	LB
2	2	Brandon Yosha	12	6-0	190	RB	48	48	Sam Snemis	12	5-10	180	LB
3	3	Collin Barthel	10	6-6	180	QB	50	50	Jonah Weaver	11	6-1	230	OL
4	4	John Turner	12	6-2	205	DB	50	50	Max Adams	12	5-10	165	LB
5	5	John Hummel	11	5-7	140	RB	51	51	Austin Orr	11	6-3	250	OL
6	6	Evan Oeding	11	6-1	170	DB	52	52	Colin Sandor	11	6-1	255	OL
7	7	Paul Arduini	12	5-8	190	LB	53	53	Quincy Giles	12	6-1	215	LB
8	8	John Scotto	11	6-0	155	DB	54	54	Bryce Campbell	11	6-0	190	LB
9	9	Alec Bitar	12	6-2	175	WR	55	55	Mickey Roessler	12	6-0	250	OL
10	10	Jack Mattingly	10	5-10	155	QB	55	55	Conor Sweeney	11	6-4	205	DL
11	11	Eric Hinkes	11	5-10	180	TE	56	56	Taylor Shellman	12	6-1	235	OL
12	12	Connor Rice	11	6-3	195	QB	57	57	Wes Bernard	10	6-2	260	OL
12	12	Kyle Cook	12	6-0	170	DB	58	58	John Michael Garvey	10	5-9	165	DL
13	13	Jack Fleck	12	6-1	220	P/K	59	59	Jeff Zhao	12	5-8	190	LB
13	13	Derrick Harvey	10	5-6	140	WR	59	59	James Officer	10	6-0	210	OL
14	14	Corey Babb	12	6-5	200	QB	60	60	Shawn Hall	10	6-0	220	DL
14	14	Ben Baker	10	5-8	150	DB	60	60	Sean Bucherl	11	5-10	190	OL
15	15	Justin Taylor	12	5-10	180	DB	61	61	Connor Dykhuizen	10	5-11	205	DL
16	16	Kip Kyle	10	5-8	170	LB	62	62	Kevin Blackwell	11	6-2	270	OL
16	16	John Roby	12	5-8	160	WR	62	62	Alex Todderud	10	5-8	170	OL
17	17	Jack Gomez	10	5-10	170	WR	63	63	John White	11	5-10	170	DL
18	18	Sampson Levingston	11	5-11	195	WR	65	65	CJ Johantges	10	6-2	215	DL
19	19	Stone Schneider	11	5-10	175	LB	66	66	Mitch Rougraff	10	6-0	190	OL
19	19	Kyle Vasillo	10	5-9	140	WR	67	67	James Evans	10	5-7	207	LB
20	20	Max Tigges	10	5-11	155	LB	67	67	Drew Bailey	10	5-9	185	LB
21	21	Drake Myers	12	6-0	180	DB	68	68	Michael Mitsch	12	6-0	250	DL
22	22	Gino Gillum	11	5-7	165	RB	70	70	Raja Burt	10	6-0	190	DL
23	23	Tron Estep	10	5-10	175	LB	71	71	Frank Leemhuis	12	6-1	225	OL
24	24	Nick McKinley	10	5-9	165	DB	72	72	Owen Adams	10	6-3	170	OL
25	25	Terry McLaurin	10	5-9	157	WR	72	72	Levi Kinney	12	5-9	220	DL
26	26	Jack Hayden	10	5-8	150	DB	73	73	Tucker Gregor	11	5-10	190	LB
27	27	Stu Stanley	11	6-1	195	LB	74	74	Zach Jordan	11	6-1	255	OL
28	28	Chris Rudicel	10	5-9	150	DB	75	75	Jalen Goode-Neale	10	6-1	225	OL
28	28	Liam O'Hara	10	5-9	130	WR	75	75	Will Ash	12	6-2	330	OL
29	29	Brennan Champion	11	5-11	165	DB	76	76	Herbert Miller	10	5-11	270	DL
30	30	Nick Morrison	10	5-9	165	RB	77	77	Carlos Carpizo	10	5-8	170	DL
31	31	Tyler Willis	12	5-9	195	DB	78	78	Zach Piper	10	6-1	185	DL
31	31	Tony Constantino	10	5-8	140	DB	79	79	Jacob Bailey	12	6-4	270	OL
32	32	John Zupancic	12	5-9	196	LB	80	80	Evan Gogel	10	5-10	145	LB
32	32	John Kelley	11	6-2	200	TE	81	81	Wyatt Wood	11	5-9	160	WR
33	33	Austin Compton	10	5-9	170	LB/WR	83	83	Evan Pulliam	12	6-2	220	DL
34	34	Kyle Loechel	10	6-2	200	LB	84	84	Maurice Reeves	10	5-10	160	DB
35	35	Vinnie Corsaro	10	5-9	160	RB	85	85	Joe Huntington	11	6-2	170	LB
36	36	Joe Rushka	12	5-9	165	DB	86	86	Andrew Ash	11	6-0	175	DL
37	37	Tony Giannini	10	5-9	160	LB	86	86	Cole Leamnsen	12	6-1	185	WR
38	38	Scott Pruet	12	6-0	160	LB	87	87	Matt Babb	10	6-3	170	TE
38	38	Luke Cureton	11	6-0	200	RB	88	88	Anthony Corsaro	12	6-4	245	TE
39	39	Grant Kirkpatrick	11	5-7	135	DB	89	89	Conner Lenahan	11	5-11	170	WR
40	40	Cooper Riddle	11	5-11	160	DB	90	90	Ryan Rodgers	11	5-11	175	LB
41	41	Austin George	12	5-7	175	RB	91	91	Cameron O'Connor	11	6-3	190	TE
41	41	Michael Hornak	12	5-11	175	LB	92	92	Gabe Mcateer	11	6-1	200	TE
42	42	Chase Mattingly	12	6-0	200	LB	93	93	Zach Saum	10	6-3	175	TE
43	43	Mitchell Hicks	12	6-0	200	RB	94	94	Ross Beretta	11	5-5	170	OL
44	44	Jacob Peebles	12	6-0	185	LB	96	96	Grant Thompson	10	6-0	176	LB
45	45	Vincent Scotto	12	6-1	195	LB	99	99	Connor Rulman	12	6-3	230	DL
46	46	De'andre Hartwell	10	5-6	130	DB							

Indianapolis Cathedral Fighting Irish

Class 4A



Team Statistics

	Cathedral	Opponents
Total Points / Points Per Game	484 / 34.6	231 / 16.5
First Downs / Per Game	217 / 18.0	151 / 12.5
Rushing Yards / Per Game	2,381 / 170.1	1,368 / 97.7
Passing Yards / Per Game	2,096 / 149.7	1,958 / 139.9
Total Yards / Per Game	4,477 / 319.8	3,326 / 237.6
Fumbles Recovered By	17	13
Intercepted By	15	8
Total Punts / Average	52 / 34.3	64 / 33.8
Penalties / Yards	72 / 584	82 / 612

Individual Statistics

Scoring	G	TD	1-Pt.	2-Pt.	FG	TP	PPG
22 Gino Gillum	14	19	--	--	--	114	8.1
2 Brandon Yosha	14	11	--	--	--	66	4.7
88 Anthony Corsaro	14	8	--	--	--	48	3.4
38 Luke Cureton	14	7	--	--	--	42	3.0
21 Drake Meyers	14	1	25-28	--	3-6	40	2.9

Rushing	G	Att.	Yds.	TD	YPG	YPC	Long
22 Gino Gillum	14	213	1,229	19	87.8	5.8	57
2 Brandon Yosha	13	99	702	10	54.0	7.1	48
38 Luke Cureton	14	29	334	4	23.9	11.5	92
5 John Hummel	5	21	118	0	23.6	5.6	37

Passing	G	Comp.	Att.	Int.	TD	Yds.	YPG
14 Corey Babb	12	116	208	8	21	1,709	142.4
12 Conner Rice	9	23	47	0	6	378	42.0

Receiving	G	Rec.	Yds.	TD	YPG	YPC	Long
81 Wyatt Wood	14	35	498	5	35.6	14.2	57
18 Sampson Levingston	14	28	362	4	27.8	12.9	44
88 Anthony Corsaro	14	16	426	8	47.3	26.6	79
22 Gino Gillum	14	16	129	0	9.2	8.1	23
9 Alec Bitar	8	15	208	1	26.0	13.9	27

Defense	G	Tackles	For Loss	Sacks	INT	FC	FR
31 Tyler Willis	13	102	10.0	0.0	3	--	--
53 Quincy Giles	13	79	13.5	5.5	1	--	--
48 Sam Snemis	13	67	9.5	6.0	0	--	--
27 Stu Stanley	14	64	10.0	0.0	3	--	--
83 Evan Pulliam	14	53	16.0	11.5	0	--	--
44 Jacob Peebles	14	50	6.5	2.0	0	--	--

State Finals History

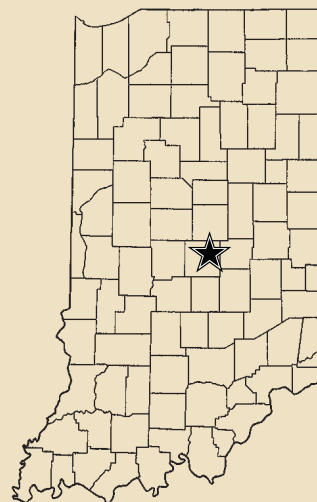
State Champion: **(8)** 1986 (3A), 1992 (3A), 1996 (4A), 1998 (4A), 1999 (4A), 2006 (4A), 2008 (4A), 2010 (4A)

Runner-Up: **(3)** 1973 (3A), 1976 (3A), 1991 (3A)

Appearances: **(12)** 1973 (3A), 1976 (3A), 1986 (3A), 1991 (3A), 1992 (3A), 1996 (4A), 1998 (4A), 1999 (4A), 2006 (4A), 2008 (4A), 2010 (4A), 2011 (4A)



Rick Streiff
Head Coach



Team Facts

City/Town: Indianapolis

County: Marian

President: Stephen J. Helmich

Principal: Dave Worland

Athletic Director: Jim McLinn

Asst. Athletic Director: Terry Fox

Head Coach: Rick Streiff

Assistant Coaches: Mic Roessler,

Greg Boysaw, Nick Lyons, Tim Barthel,

Darvell Huffman, Adam Barth, Mike Prior,

Jeff Lakin, Darrick Brownlow, Jon Mundil,

Jere Kubuske, Howard Fogel, Tim Peterson,

John O'Hara, Ethan Schreiber

Student Trainers/Managers: Katie Kaufman,

Liz Subrin, Lauren Streiff, Grace Buchanan,

Keenan Cox and Ted Bemenderfer

Offensive Formation: Multiple Set

Defensive Formation: 3-3

Colors: Navy Blue and Old Gold

Conference: Independent

Enrollment: 1,250

Last Year's W-L Record: 12-3

Season Results (11-3)

8/20	vs. Ben Davis	L	*21-24
8/27	at Warren Central	L	24-27
9/5	vs. Centerville (OH)	W	34-17
9/10	vs. Indpls. Bishop Chatard	W	21-14
9/17	at FW Bishop Dwenger	W	42-3
9/23	at Louisville Trinity (KY)	L	14-36
10/1	at Fort Wayne Snider	W	39-31
10/7	Indianapolis Arsenal Tech	W	47-7
10/14	at Cincinnati Moeller (OH)	W	26-24

Sectional

10/21	at Mooresville	W	61-14
10/28	at Roncalli	W	20-13
11/4	Greenwood	W	38-14

Regional

11/11	at Pendleton Heights	W	35-0
-------	----------------------	---	------

Semi-State

11/18	Columbus East	W	62-7
-------	---------------	---	------

* (Overtime)



Penn Kingsmen

Class 5A



Lt.	Dk.	Name	Gr.	Ht.	Wt.	Position(s)	Lt.	Dk.	Name	Gr.	Ht.	Wt.	Position(s)
1	1	Nathaniel Jarvis	11	5-6	150	RB	50	50	Seth Rassi	11	6-1	200	ILB
2	2	Tygerrius Barnett	12	6-1	185	FL	51	51	Kyle Trebor	10	6-0	160	OLB
3	3	Joseph Weller	12	5-7	130	FL	52	52	Gabe Miller	12	6-0	245	C
4	4	Alexander Dorrier	11	5-10	180	FL	53	53	Mike Chaffee	10	5-8	190	DT
5	5	Andrew O'Lena	12	6-4	190	QB	54	54	Mitchell Molnar	11	6-1	240	OG
6	6	Kyle Richard	12	6-0	185	OLB	55	55	Kade Maggart	11	6-2	280	OG
7	7	Austin Sieracki	12	6-1	170	FL	56	56	Michael Riddle	12	6-0	190	ILB
8	8	Khalil Fleming	10	5-11	165	RB	57	57	Bobby Nicks	12	6-1	275	OG
9	9	Jason Zappia	12	5-9	160	DB	58	58	Matthew Torres	10	5-6	175	OG
10	10	Blake Schneider	11	6-2	210	QB	59	59	Tyler Hill	10	5-9	220	C
11	11	Samuel Laidig	12	6-2	210	ILB	60	60	Matthew Watkins	10	6-0	195	OT
12	12	Zachary Oakley	10	6-1	185	QB	61	61	Ian Richards	10	5-10	230	DT
13	13	Cory Stanley	11	6-0	185	FL	63	63	John Livingston	12	6-1	240	OG
14	14	Troy Tirotta	11	5-8	160	OLB	64	64	Tyler Callahan	10	5-11	240	OG
15	15	Tyler Harlan	12	5-9	160	DB	65	65	Brandon Sroda	12	5-11	205	DT
16	16	Loren McSorley	10	5-8	145	K/P	66	66	Zachary Boetsma	10	5-9	190	C
17	17	Nathan Ohlson	10	5-11	160	QB	67	67	Thomas Cunningham	10	5-10	240	OG
18	18	Chad Gindelberger	12	5-11	180	QB	68	68	Alaric Manning	10	5-10	160	DE
19	19	Nick Maldonado	12	6-0	150	K/P	69	69	Devin Reagan	12	6-3	240	DT
20	20	Blake Beehler	11	6-1	200	OLB	70	70	AJ Ikene	10	5-10	230	OG
21	21	Trevor Manspeaker	11	5-8	170	OLB	71	71	Monte James	12	6-2	315	OG
22	22	Joseph Boyer	10	5-11	150	RB	72	72	Jackson Day	11	6-4	250	OT
23	23	Matthew Wirick	11	5-9	150	FL	73	73	Joel Schaefer	10	6-4	210	OT
24	24	Michael Block	11	5-9	150	DB	74	74	Christian Verhamme	12	6-6	230	OT
25	25	Michael Mason	11	6-0	170	DB	75	75	Timothy (TJ) Robinson	10	5-10	160	DE
26	26	Tyler Carpenter	9	5-7	160	RB	76	76	Clayton Stohler	10	6-1	200	DT
27	27	Matthew Hummel	11	5-10	200	RB	77	77	Merritt Brooks	12	6-3	310	DT
28	28	Riley DeMeyer	10	5-7	140	RB	78	78	Shawn Wagner	12	6-2	220	OT
29	29	Ty Lopez	10	5-8	130	RB	79	79	Payne McCaskill	10	6-5	285	OL
30	30	Connor Marsh	10	5-9	165	RB	80	80	Tyler Williams	9	6-0	205	TE
31	31	Emerson Marenyi	12	5-8	185	RB	81	81	Nate Miller	9	5-8	125	WR
32	32	Timothy Deal	10	5-11	160	DB	82	82	Stephen LeSure	12	5-11	195	TE
33	33	Simeon Teague	10	5-9	160	RB	83	83	George Perkins	10	6-4	180	FL
34	34	Jamil Davis	12	5-11	185	RB	84	84	Hunter Clark	10	6-0	180	TE
35	35	Kyle Kreiger	10	5-11	140	DB	85	85	Andrew Kimm	10	6-6	215	TE
36	10	Tyler Sousley	10	5-9	150	DB	86	86	Patrick Adkins	12	6-2	180	FL
37	37	Zachary Hiss	12	5-11	180	DB	87	87	Mitchell Slatton	10	5-10	160	OLB
38	38	Jesse Fairbotham	10	5-6	140	FS	88	88	Travis Nethercutt	11	6-3	210	TE
39	39	Mark Winovich	10	5-10	150	FS	89	89	Inoke Moala	9	6-1	200	TE
40	40	Tim Pletcher	9	5-4	130	RB	90	90	Jack Deluca	12	6-1	185	DE
41	41	Nicholas Mills	12	5-7	155	DB	91	91	Gabriel Anastasio	10	5-9	150	DE
42	42	Jordan Hancock	12	5-9	220	ILB	92	92	Nicholas Farber	11	5-6	170	DT
43	43	Joshua Pendill	10	5-7	140	OLB	93	93	Dylan Heyvaert	12	6-3	220	DT
44	44	Mitchell Meersman	11	5-11	180	ILB	94	94	Samuel Daggy	11	6-1	220	DE
45	45	Riley Vandevoorde	10	5-9	150	K/P	95	95	Isaiah Cook	10	6-3	190	DE
46	46	Jacob Dawson	10	5-9	150	OLB	96	96	Jonathan McCoy	12	5-10	190	DE
47	47	Adam Mwaniki	10	5-7	140	OLB	97	97	Connor Bartlett	10	6-0	185	DE
48	48	Aaron Hancock	10	5-8	175	ILB	98	98	Zachariah Wilkins	10	5-7	160	LB
49	49	Nathan Barna	10	5-10	190	ILB	99	99	Joseph Kline	11	6-0	235	DT

Penn Kingsmen

Class 5A



Team Statistics

	Penn	Opponents
Total Points / Points Per Game	454 / 32.4	146 / 10.4
First Downs / Per Game	209 / 14.9	157 / 11.2
Rushing Yards / Per Game	2,979 / 212.6	1,333 / 95.2
Passing Yards / Per Game	1,315 / 93.9	1,650 / 117.9
Total Yards / Per Game	4,291 / 306.5	2,983 / 213.1
Fumbles Recovered By	11	10
Intercepted By	1	15
Total Punts / Average	31 / 33.3	69 / 25.8
Penalties / Yards	445/33	73/502

Individual Statistics

Scoring	G	TD	1-Pt.	2-Pt.	FG	TP	PPG
12 Zach Oakley	14	20	0	0	0	120	8.6
19 Nick Maldonado	14	0	58	0	11	91	6.5
34 Jamil Davis	14	13	0	0	0	78	5.6
18 Chad Gindleberger	14	9	0	0	0	54	3.9
31 Emerson Marenyi	8	3	0	0	0	18	2.3

Rushing	G	Att.	Yds.	TD	YPG	YPC	Long
34 Jamil Davis	14	176	1,001	13	71.5	5.7	--
12 Zach Oakley	14	120	977	18	69.8	8.1	--
18 Chad Gindleberger	14	99	394	9	28.1	4.0	--
31 Emerson Marenyi	8	14	173	3	21.6	3.9	--
1 Nathan Jarvis	14	38	139	0	9.9	3.7	--

Passing	G	Comp.	Att.	Int.	TD	Yds.	YPG
18 Chad Gindleberger	14	76	123	0	9	1,031	73.6
12 Zach Oakley	14	23	48	1	1	284	20.3

Receiving	G	Rec.	Yds.	TD	YPG	YPC	Long
2 Tiger Barnett	14	29	341	1	24.4	11.8	--
3 Joey Weller	14	13	201	2	14.4	15.5	--
86 Patrick Adkins	14	15	164	2	11.7	10.9	--
82 Steven LeSure	14	8	160	1	11.4	20.0	--
23 Matt Wirick	14	11	146	0	10.4	13.3	--

Defense	G	Tackles	For Loss	Sacks	INT	FC	FR
11 Sam Laidig	14	106	6	0	3	2	1
37 Zach Hiss	14	76	1	0	1	0	0
93 Dylan Heyvaert	14	61	19	8	0	0	0
6 Kyle Richard	14	61	11	0	3	0	2
69 Devin Reagan	14	60	8	5	0	1	1
21 Trevor Manspeaker	14	64	5	0	2	0	2

State Finals History

State Champion: (5) 1983 (4A), 1995 (5A), 1996 (5A), 1997 (5A), 2000 (5A)

Runner-Up: (4) 1989 (5A), 1991 (5A), 1999 (5A), 2003 (5A)

Appearances: (10) 1983 (4A), 1989 (5A), 1991 (5A), 1995 (5A), 1996 (5A), 1997 (5A), 1999 (5A), 2000 (5A), 2003 (5A), 2011 (5A)



Cory Yeoman
Head Coach



Team Facts

City/Town: Mishawaka
 County: St. Joseph
 Superintendent: Dr. Jerry Thacker
 Principal: Steve Hope
 Athletic Director: Ben Karasiak
 Assistant Athletic Director: Aaron Leniski
 Head Coach: Cory Yeoman
 Assistant Coaches: Pat Barrier, Blake Bikowski, Tom Gaby, Brian Griman, John Hedrick, Kevin Herrity Brent Laidig, Duke Lines, Dave Manspeaker, Rod Pawlik, Jason Pikuza, Pete Riordan, Jim Rhoads, Todd Yeoman, Trent Yeoman, Jeff Thompson, Brandon Tugmon, Jeremy McCaskill, Keith O'Connell, Todd Crist, Eric Kline, Ben Piotrowski, Chris Cantoni, Frank Duong, Jon Carroll
 Student Managers: Shelby Dubree, Megan Crawford, Samantha McFarland, Lexie Metcalf, Katie Wassenhove
 Offensive Formation: Multiple
 Defensive Formation: 4-4
 Colors: Black and Gold
 Conference: Northern Indiana
 Enrollment: 3,632
 Last Year's W-L Record: 7-5

Season Results (14-0)

8/19	at Valparaiso	W	21-10
8/26	Mishawaka	W	31-14
9/2	Mishawaka Marian	W	41-21
9/9	Fort Wayne Snider	W	31-13
9/16	at South Bend Clay	W	42-6
9/23	South Bend Washington	W	17-6
9/30	at South Bend St. Joseph's	W	28-6
10/7	South Bend Riley	W	38-7
10/14	at South Bend Adams	W	26-14

Sectional

10/21	South Bend Adams	W	42-0
10/28	Elkhart Memorial	W	58-28
11/4	at Carroll (Fort Wayne)	W	31-8

Regional

11/11	Crown Point	W	20-3
-------	-------------	---	------

Semi-State

11/18	Fort Wayne Snider	W	28-10
-------	-------------------	---	-------



Carmel Greyhounds

Class 5A



<i>Lt.</i>	<i>Dk.</i>	<i>Name</i>	<i>Gr.</i>	<i>Ht.</i>	<i>Wt.</i>	<i>Posi.</i>	<i>Lt.</i>	<i>Dk.</i>	<i>Name</i>	<i>Gr.</i>	<i>Ht.</i>	<i>Wt.</i>	<i>Posi.</i>	<i>Lt.</i>	<i>Dk.</i>	<i>Name</i>	<i>Gr.</i>	<i>Ht.</i>	<i>Wt.</i>	<i>Posi.</i>
1a	1a	Zach Woods	10	5-11	160	DB	32	32	Sam Storey	10	6-1	175	LB	65a	65a	Alex Wright	10	5-11	205	OL
2	2	Demarco Williams	12	6-1	195	DB	32a	32a	Danny Colombo	10	5-8	145	DB	66	66	Xavier Colter	12	6-1	230	OL
2a	2a	Jason Baldrige	10	5-4	140	WR	33	33	Shawn Heffern	12	6-5	250	DL	67	67	Cody Blackwell	12	6-1	225	OL
3	3	Austin Pfenninger	11	5-6	155	WR	34	34	Jack Thompson	11	5-11	185	RB	67a	67a	Matt Guillot	10	5-10	175	DL
4	4	Adam Kehoe	12	5-11	175	WR	34a	34a	Brandon Todd	10	5-11	175	LB	68	68	Sam Bennett	12	5-7	185	DL
4a	4a	Jonathon Pollard	10	5-6	140	WR	35	35	Cardell Hobbs	12	5-7	195	RB	69	69	Cameron Morton	12	5-9	195	DL
5	5	Shakir Paschall	9	5-8	185	RB	36	36	Obinna Nwosu	11	5-8	165	RB	69a	69a	Adam Markley	10	5-7	195	OL
6	6	Joe Scheffer	11	5-8	145	WR	36a	36a	John Coyle	10	5-10	175	LB	70	70	Jimmy Hehner	12	5-11	170	LB
6a	6a	Kevin Feller	10	5-9	150	DB	37	37	Brian Allen	12	6-2	205	LB	70a	70a	Benny Falender	10	5-8	230	OL
7	7	John Lampe	10	6-1	155	QB	38	38	Nick Csenar	10	6-3	185	LB	71	71	Matt Sinclair	11	6-2	260	OL
8	8	Jack Buskirk	11	5-9	155	DB	38a	38a	Nick Wolfe	10	5-9	165	TE	71a	71a	Alex Fiene	10	5-10	255	OL
8a	8a	Nate Becker	10	6-2	190	QB	39	39	Adam Kremer	10	5-10	180	K	72	72	Andrew Timberlake	12	6-5	220	OL
9	9	Alex Takacs	12	5-9	165	DB	40	40	Daniel Brewer	11	5-8	190	LB	72a	72a	Sam Shobe	10	6-2	265	OL
10	10	Cameron Glass	11	5-11	175	WR	40a	40a	Larry Brown	10	5-7	165	RB	73	73	Ethan Schmale	12	6-4	235	OL
10a	10a	Jim Soderstrom	10	5-5	146	DB	41	41	Donald Patterson	11	5-10	170	LB	74	74	Taylor Allen	11	5-11	195	OL
11	11	Billy Stumbo	11	5-8	165	K	42	42	Justin Todd	12	6-0	211	LB	74a	74a	Cristian Viggers	10	5-11	175	DL
12	12	Mark Shanklin	12	5-9	170	K	43	43	Jack Conway	10	5-7	168	DB	75	75	Matt Kesner	10	6-1	250	OL
12a	12a	Philip Dugdale	10	5-5	160	DB	44	44	Joe Sinise	11	5-7	144	LB	76	76	Brennan Ross	11	6-0	247	OL
13	13	Damian Pennington	12	5-8	175	WR	45	45	John Kenny	11	6-1	198	LB	77	77	Nolan Chastain	11	5-11	215	OL
14a	14a	Blake Patteson	10	5-9	155	DB	46	46	Race Johnson	11	5-10	160	DB	78	78	Evan Koch	11	5-9	240	OL
15	15	Cameron Cruz	12	5-10	185	DB	47	47	Ryan Sondles	10	6-0	180	LB	79	79	Will Taff	12	5-11	185	DL
16	16	Jeremy Faulkner	12	5-11	200	QB	48	48	Jalen Duncan	12	5-10	210	RB	79a	79a	Luke Meyers	10	5-11	230	OL
16a	16a	Luke Gunderman	10	5-11	135	WR	49	49	Loukas Sinnis	11	5-9	205	LB	80	80	Daniel Dunn	11	6-3	175	WR
17	17	Brandon Denning	12	6-0	180	QB	50	50	Layton Schmale	11	6-0	205	LB	81	81	Riley Smith	10	5-10	170	WR
18	18	Brandon Lugar	11	6-0	180	QB	51	51	Holten Warriner	11	6-3	220	OL	81a	81a	Matt Wehner	10	5-11	180	TE
18a	18a	Nick Lemaich	10	5-9	150	DB	51a	51a	Mitch Lindgren	10	5-10	195	LB	82	82	Sean Barrett	12	6-6	195	WR
19	19	Mike McMahan	11	6-3	170	QB	52	52	Quinn Rusnak	12	6-3	220	OL	83	83	Sumegh Dhawan	11	5-10	155	WR
20	20	Malcolm Brown	12	5-11	189	DB	53	53	David Zachman	11	6-2	175	LB	83a	83a	Daniel Livermore	10	5-11	165	TE
20a	20a	Mitchell Davis	10	5-6	145	DB	53a	53a	David Botros	10	5-7	235	OL	84	84	Langston Newton	12	6-4	250	DL
21	21	Chris Perkins	9	5-8	167	RB	54	54	Josh Knox	12	5-9	195	LB	85	85	Dylan Mallory	12	6-4	220	TE
22	22	Jake Parker	11	5-7	170	RB	55	55	Jefferson Schuette	12	6-1	265	OL	85a	85a	Isreal Johnson	10	5-11	155	WR
22a	22a	Nick Rhoad	10	5-5	135	DB	56	56	Jack Stratford	12	6-1	215	DL	86	86	Thomas Baldwin	10	5-9	160	WR
23	23	Parker Redelman	10	5-8	135	WR	57	57	Joey Miller	11	5-9	225	OL	87	87	Andrew Young	11	5-8	160	WR
24	24	Philip Spoerle	12	6-1	195	LB	57a	57a	Jackson ElRite	10	5-11	180	DL	87a	87a	Garrett Pferrer	10	5-10	175	DL
24a	24a	Riley McDonough	10	5-10	175	RB	58	58	Wade Murdock	10	5-7	185	LB	88	88	Josh Ebikwo	10	5-11	155	RB
25	25	Andrew Rhoad	12	5-10	165	DB	59	59	Colin Riddle	10	5-9	220	OL	89	89	Jake Desmond	12	6-2	180	QB
26	26	Matt Theofanis	11	5-11	160	DB	59a	59a	Andrew Lentz	10	5-11	175	DL	89a	89a	Alex Shaffer	10	5-11	160	WR
26a	26a	Cameron Cole	10	5-11	160	WR	60	60	Brent Ayers	12	5-8	210	OL	91	91	Robert Kuhn	12	5-10	175	TE
27	27	Benton Givens	11	5-10	162	DB	60a	60a	Andrew Thyen	10	5-11	185	DL	92	92	Ian Sampson	12	6-1	225	DL
28	28	Brandon Duerksen	11	5-10	170	K	61	61	J.J. Newton	12	5-7	245	DL	93	93	Lane Meisenhelder	12	6-2	205	LB
28a	28a	Jonathan Roskam	11	5-8	160	WR	62	62	David Meinen	10	5-10	170	OL	94	94	Matt Anderson	11	6-1	175	LB
29	29	Jimmy Herman	12	6-4	215	DB	63	63	Clay Holman	11	5-11	250	OL	95	95	Zach Street	11	5-11	155	TE
30	30	Joe Abdellah	11	6-1	155	DB	63a	63a	Sean Stetson	10	5-7	165	DL	97	97	Vic Roe	10	6-2	240	DL
30a	30a	Jaret Snellenberger	10	6-2	140	WR	64	64	Marcus Peasley	11	6-2	220	OL	98	98	Brandon Dean	11	5-11	180	DL
31	31	Cordell Hobbs	12	5-7	195	RB	65	65	Scott Heffern	12	6-1	170	LB	99	99	Matt Teeters	12	6-2	220	OL

Carmel Greyhounds

Class 5A



Team Statistics

	Carmel	Opponents
Total Points / Points Per Game	543 / 38.8	146 / 10.4
First Downs / Per Game	216 / 15.4	155 / 11.1
Rushing Yards / Per Game	3,973 / 283.8	1,037 / 74.1
Passing Yards / Per Game	1,435 / 102.5	1,708 / 122
Total Yards / Per Game	6,387 / 456.2	3,964 / 283.1
Fumbles Recovered By	17	15
Intercepted By	15	4
Total Punts / Average	28 / 33.5	71 / 33.6
Penalties / Yards	91 / 883	84 / 679

Individual Statistics

Scoring	G	TD	1-Pt.	2-Pt.	FG	TP	PPG
J. Duncan	14	25	--	--	--	150	10.7
B. Denning	14	16	--	--	--	96	6.9
B. Stumbo	14	--	66	--	5	81	5.8
D. Pennington	14	11	--	--	--	66	4.7
A. Kehoe	14	7	--	--	--	42	3.0

Rushing	G	Att.	Yds.	TD	YPG	YPC	Long
48 Jalen Duncan	14	261	1,706	25	121.9	6.5	78
17 Brandon Denning	14	104	778	16	55.6	7.5	90
21 Chris Perkins	14	42	403	4	28.8	9.6	69
13 Damian Pennington	14	45	279	5	19.9	6.2	39

Passing	G	Comp.	Att.	Int.	TD	Yds.	YPG
17 Brandon Denning	14	101	154	4	11	1,342	87.9
7 John Lampe	--	11	15	0	2	163	--

Receiving	G	Rec.	Yds.	TD	YPG	YPC	Long
4 Adam Kehoe	14	41	568	5	40.6	13.9	77
13 Damian Pennington	14	16	290	5	20.7	18.1	67
82 Sean Barrett	14	23	256	0	18.3	11.1	24
85 Dylan Mallory	14	12	187	1	13.4	15.6	31

Defense	G	Tackles	For Loss	Sacks	INT	FC	FR
45 John Kenny	14	95	17	6	0	3	4
29 Jimmy Herman	14	92	12	1	3	0	0
92 Ian Sampson	14	91	2	6	0	1	1
93 Lane Meisenhelder	14	83	2	0	0	1	0
15 Cameron Cruz	14	72	3	0	3	0	3
42 Justin Todd	14	76	4	0	1	1	0

State Finals History

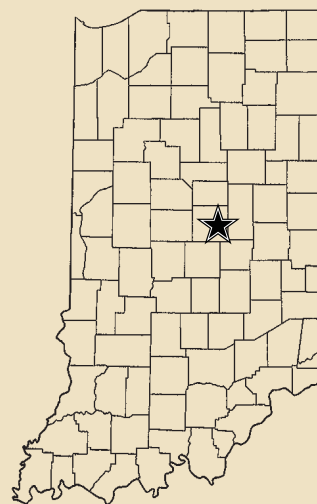
State Champion: (6) 1978 (3A), 1980 (3A), 1981 (3A), 1986 (5A), 1989 (5A), 2007 (5A)

Runner-Up: (4) 1975 (3A), 2006 (5A), 2008 (5A), 2009 (5A)

Appearances: (11) 1975 (3A), 1978 (3A), 1980 (3A), 1981 (3A), 1986 (5A), 1989 (5A), 2006 (5A), 2007 (5A), 2008 (5A), 2009 (5A), 2011 (5A)



Kevin Wright
Head Coach



Team Facts

City/Town: Carmel
 County: Hamilton
 Superintendent: Dr. Jeff Swensson
 Principal: John Williams
 Athletic Director: Jim Inskeep
 Asst. Athletic Director: Bruce Wolf
 Head Coach: Kevin Wright
 Assistant Coaches: Josh Bryant, Aaron Bosket, Tyrone Dixon, Wes Drew, Andrew Fritz, Mike Graham, Mitch Grider, John Hebert, Rob Holman, Jason Hicks, Vic Martin, Pete O'Hara, Tommy Oliver, Justin Quick, Brian Spilbeler, Justin Schneider, Jeremy Stacy, Toby Steele, Jason Spear, Sid Swartzendruber, Scott Turnquist, Jake Van Asten
 Offensive Formation: Spread Option
 Defensive Formation: 3-4
 Colors: Royal Blue and Gold
 Conference: Metropolitan Interscholastic
 Enrollment: 4,545
 Last Year's W-L Record: 9-2

Season Results (13-1)

8/19 at Columbus North W 58-17
 8/26 Valparaiso W 49-0
 9/2 Center Grove W 42-17
 9/9 at Terre Haute South W 54-7
 9/16 Lawrence North W 42-0
 9/23 at North Central (Indpls.) W 56-0
 9/30 vs. Warren Central L 20-22
 10/7 Terre Haute North W 63-0
 10/14 at Ben Davis W 20-10

Sectional

10/21 Perry Meridian W 59-20
 10/28 at Lawrence Central W 35-14
 11/4 Warren Central W 34-30

Regional

11/11 at Ben Davis W 11-9

Semi-State

11/18 Center Grove W 21-17