

Cowan Blackhawks

Class A



Team Facts

Town/City: Muncie
 County: Delaware
 Superintendent: Mr. Larry John
 Principal: Jim Suding
 Athletic Director: Stacey Brewer
 Head Coach: Camden Parkhurst
 Assistant Coaches: Aaron Groves, Matt Wells
 Student Managers: Kayleigh Miller, Bethany Kerr
 Athletic Trainer: Darla Baker
 Nickname: Blackhawks
 School Colors: Black and Gold
 Conference: Mid-Eastern
 Enrollment: 219
 Last Year's W-L Record: 17-12

2008 Results (24-5)

Date	Opponent	W/L	Score
4/5	at Tri	W	12-2 (6)
4/5	at Tri	W	11-1 (6)
4/8	Northeastern	W	13-8
4/9	at Shenandoah	W	14-10
4/12	at Daleville	L	0-5
4/12	at Daleville	L	1-5
4/15	Union City	W	24-4 (5)
4/16	Eastern Hancock	W	17-7 (6)
4/17	at Monroe Central	W	4-0
4/19	Centerville	W	12-9
4/23	at Wapahani	L	2-8
4/25	Lapel	W	12-2 (5)
4/26	at Blue River Valley	W	13-2
4/26	at Blue River Valley	W	23-7 (5)
4/29	Winchester	W	8-3
5/1	Muncie Burriss	W	10-0 (5)
5/7	vs. Wes-Del	L	8-9
5/12	Union	W	9-0
5/15	Wes-Del	W	6-5 (8)
5/17	vs. West Vigo	L	0-8
5/17	vs. Alexandria	W	9-3
5/20	Randolph Southern	W	10-0 (5)
5/21	Frankton	W	10-6
Cowan Sectional			
5/26	Southern Wells	W	18-5 (5)
5/29	Lakeview Christian	W	17-0 (5)
5/30	Daleville	W	7-3
Monroe Central Regional			
6/3	Monroe Central	W	13-1 (5)
Kokomo Semi-State			
6/9	Rockville	W	12-4
6/9	Whiting	W	11-1



Front Row (L to R): Grant Newlin, Kirby Campbell, Tyler Henderson, Justin O'Conner, Jordan Sherfy, Cody Campbell; Second Row: Manager Kayleigh Miller, Charlie Lacey, Jacob O'Conner, Kaleb Watts, Shawn Henry, Asst. Coach Matt Wells, Manager Bethany Kerr; Back Row: Asst. Coach Aaron Groves, Garrett Cooper, Robby Craig, Skyler Toomey, Logan Zimmerman, Head Coach Camden Parkhurst.

Team Roster

Lt.	Dk.	Name	B/T	Ht.	Pos.	Gr.	AB	H	R	RBI	2B	3B	HR	Avg.
2	2	Jordan Sherfy	R/R	5-9	RF	10	92	32	20	20	6	0	1	.348
3	3	Charlie Lacey	R/R	5-8	LF	12	80	21	26	15	7	1	2	.263
5	5	Shawn Henry	R/R	5-4	RF	9	1	0	1	1	0	0	0	.000
7	7	Cody Campbell	R/R	6-1	UTL	10	91	40	34	45	10	2	8	.440
8	8	Jacob O'Conner	R/R	5-11	C	11	99	40	44	26	13	2	3	.404
9	9	Kirby Campbell	R/R	5-8	CF/P	11	93	48	53	40	8	3	10	.516
10	10	Justin O'Conner	R/R	6-0	P/SS	10	83	39	45	38	11	0	9	.470
11	11	Logan Zimmerman	R/R	6-0	P/DH	12	41	7	10	6	1	0	0	.171
12	12	Tyler Henderson	L/L	5-10	1B/P	10	64	22	26	16	5	0	0	.344
13	13	Skyler Toomey	L/L	6-2	DH/P	10	47	15	14	11	3	1	0	.319
15	15	Grant Newlin	R/R	5-8	2B	9	69	19	21	12	3	1	0	.275
19	19	Garrett Cooper	R/R	5-10	LF	9	17	4	2	4	1	0	0	.235
22	22	Robby Craig	R/R	6-3	INF	12	2	1	0	1	0	0	0	.500
Totals							779	288	296	235	68	10	33	.370

Pitchers

Lt.	Dk.	Name	W-L	ERA	GS	GC	SV	IP	BF	H	R	ER	BB	SO	HB
9	9	Kirby Campbell	7-2	3.19	8	0	1	41.67	203	35	32	19	31	63	0
10	10	Justin O'Conner	6-2	2.03	10	2	1	51.67	228	20	20	15	38	100	12
11	11	Logan Zimmerman	1-0	8.62	3	0	0	13.00	65	13	17	16	11	17	2
12	12	Tyler Henderson	4-0	3.00	3	1	0	21.00	94	16	11	9	7	16	0
13	13	Skyler Toomey	3-0	3.04	0	0	0	25.33	107	19	15	11	8	20	3
19	19	Garrett Cooper	1-0	1.00	1	0	0	7.00	26	4	1	1	2	3	0
22	22	Robby Craig	2-1	4.94	4	0	0	22.67	111	26	21	16	15	12	6
Totals			24-5	3.34	29	3	2	182.33	834	133	117	87	113	231	23



Camden Parkhurst
24-5, 1st Year

State Finals History

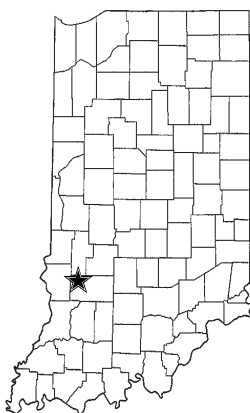
First Appearance



Shakamak Lakers



Class A



Team Facts

Town/City: Jasonville
 County: Greene
 Superintendent: C.G. Epple
 Principal: Vanessa Hodge
 Athletic Director: Brenton Anderson
 Head Coach: Matt Fougousse
 Assistant Coaches: Bill Newton, Keith Myers,
 Jimmy John Yeryar
 Student Managers: Jordan Stockrahm
 Nickname: Lakers
 School Colors: Columbia Blue and White
 Conference: SWIAC & TRC
 Enrollment: 256
 Last Year's W-L Record: 21-10

2008 Results (25-8)

Date	Opponent	W/L	Score
3/29	at Riverton Parke	W	3-1
4/2	at Terre Haute North	W	10-7 (8)
4/3	Cloverdale	W	10-2
4/5	at North Daviess	W	6-2
4/8	North Knox	W	5-2
4/9	Northview	W	10-8
4/14	at North Central (Farmersburg)	W	6-3
4/15	Terre Haute South	L	3-17
4/17	Vincennes Rivet	W	10-4
4/19	at Sullivan	W	14-4
4/21	Union (Dugger)	W	9-3
4/22	Eastern (Greene)	L	4-5
4/24	Turkey Run	W	11-0 (5)
4/25	at Northeast Dubois	L	0-5
4/28	at Clay City	L	4-5
4/29	at Bloomington North	L	9-10
5/3	Linton-Stockton	W	11-1 (6)
5/6	at Eminence	(Forfeit) W	7-0
5/10	vs. Clarksville	W	11-1
5/10	Mitchell	W	8-3 (8)
5/13	White River Valley	W	11-0 (5)
5/14	at Bloomfield	W	5-2
5/17	South Knox	W	5-3
5/19	a West Vigo	L	2-9
5/20	at Bedford North Lawrence	L	2-5
5/21	at Jasper	L	2-4
5/22	Owen Valley	W	12-4
Shakamak Sectional			
5/26	White River Valley	W	7-0
5/29	Clay City	W	2-1
5/30	North Central (Farmersburg)	W	4-3
Terre Haute North Regional			
6/3	Vincennes Rivet	W	2-1
Perry Meridian Semi-State			
6/9	Bethesda Christian	W	6-1
6/10	Jac-Cen-Del	W	12-2 (5)




Front Row (L to R): Drew Sanders, Drew Gambill, Ben Grissom, Timothy Betts, Josh Horton, Trevin Wilson, Eric Salter, John Smith, Scott McNabb, Cameron Fulford; Second Row: Asst. Coach Bill Newton, Mgr. Jordan Stockrahm, Head Coach Matt Fougousse, Tyler Sparks, Cory Deschamp, T.J. Hill, Travis Harris, Jordan Borders, Justin Cox, Jarred VanHorn, Jaret May, Luke McKinley, Billy Newton, Derrick Bennett, Kade Sapp, Tyler Richardson, Tyler Grissom, Asst. Coach Keith Myers, Asst. Coach Jimmy John Yeryar.

Team Roster

Lt.	Dk.	Name	B/T	Ht.	Pos.	Gr.	AB	H	R	RBI	2B	3B	HR	Avg.
1	1	Cameron Fulford	R/R	5-7	OF	10	0	0	0	0	0	0	0	.000
2	2	Tyler Grissom	L/L	5-10	OF	10	0	0	0	0	0	0	0	.000
5	5	Drew Sanders	R/R	5-11	OF	11	0	0	0	0	0	0	0	.000
6	6	Luke McKinley	L/L	6-0	OF	12	6	0	2	0	0	0	0	.000
7	7	Derrick Bennett	R/R	6-1	P/IF	12	97	28	22	22	9	0	0	.289
8	8	John Smith	R/R	5-10	IF	10	99	31	30	9	3	1	0	.313
9	9	Cory Deschamp	R/R	5-10	OF	11	1	0	0	0	0	0	0	.000
10	10	Josh Horton	R/R	6-1	C	12	86	26	13	14	3	0	0	.302
11	11	Trevin Wilson	R/R	6-0	IF	12	14	2	1	1	0	0	0	.143
12	12	Timothy Betts	R/R	6-0	OF	12	108	28	30	15	7	1	1	.259
13	13	Scott McNabb	R/R	5-10	IF	10	0	0	0	0	0	0	0	.000
14	14	Ben Grissom	R/R	6-2	P/OF	12	96	37	29	26	8	2	4	.385
15	15	Billy Newton	R/R	6-4	IF	10	82	30	34	27	6	0	5	.366
16	16	Tyler Richardson	R/R	5-11	P/IF	10	12	2	4	1	1	0	0	.167
17	17	Travis Harris	R/R	6-0	P/IF	12	10	2	3	3	0	0	1	.200
18	18	Jaret May	R/R	6-2	P/OF	12	68	23	14	13	10	1	1	.338
19	19	Kade Sapp	L/R	5-11	C/IF	9	0	0	0	0	0	0	0	.000
20	20	Tyler Sparks	R/R	5-10	C/OF	10	1	0	0	0	0	0	0	.000
21	21	Drew Gambill	R/R	5-10	OF	10	23	7	10	4	0	0	0	.304
22	22	Jarred VanHorn	L/L	6-6	P/IF	10	0	0	0	0	0	0	0	.000
23	23	Justin Cox	R/R	6-2	P/IF	12	73	24	14	29	4	0	0	.329
24	24	Eric Salter	R/R	5-9	IF	10	0	0	0	0	0	0	0	.000
25	25	Jordan Borders	R/R	6-3	OF	11	0	0	0	0	0	0	0	.000
30	30	T.J. Hill	R/R	6-2	P/IF	10	67	13	10	10	2	0	2	.194
Totals							843	253	216	174	53	5	14	.300

Pitchers

Lt.	Dk.	Name	W-L	ERA	GS	GC	SV	IP	BF	H	R	ER	BB	SO	HB
6	6	Luke McKinley	0-0	0.00	0	0	0	3.67	19	1	1	0	6	7	0
7	7	Derrick Bennett	1-3	3.23	2	0	2	26.00	126	27	18	12	12	26	2
8	8	John Smith	1-0	1.91	0	0	0	3.67	16	1	1	1	3	5	1
14	14	Ben Grissom	2-1	4.10	3	0	0	13.67	69	12	13	8	12	19	3
16	16	Tyler Richardson	5-1	3.50	4	0	0	34.00	167	23	22	17	30	52	3
17	17	Travis Harris	2-0	3.78	2	1	0	16.67	73	14	10	9	9	17	1
18	18	Jaret May	2-1	1.66	5	2	2	25.33	111	14	10	6	16	39	4
22	22	Jarred VanHorn	0-0	1.91	0	0	0	3.67	15	4	1	1	2	4	2
23	23	Justin Cox	3-0	1.35	7	0	0	20.67	99	18	10	4	14	21	3
30	30	T.J. Hill	8-2	2.20	9	5	2	63.67	271	40	32	20	24	93	9
Totals			24-8	2.59	32	8	6	211	966	154	118	78	128	283	29



Matt Fougousse
 46-18, 2nd Year

State Finals History

Runner-Up: 2004 (A), 2006 (A), 2007 (A)
 Appearances: 2002 (A), 2004 (A), 2006 (A),
 2007 (A), 2008 (A)

Fort Wayne Bishop Luers Knights

Class 2A



Team Facts

Town/City: Fort Wayne
 County: Allen
 Bishop: Rev. John M. D'Arcy
 Principal: Mary Keefer
 Athletic Director: Matt Lindsay
 Asst. Athletic Director: Diane Karst
 Head Coach: Gary Rogers
 Assistant Coaches: Rick Allen, Mike Allen, Jeff Bunn, Bob Henry, Eric Millhouse
 Student Managers: Nick Allen
 Nickname: Knights
 School Colors: Red and Black
 Conference: Summit Athletic
 Enrollment: 550
 Last Year's W-L Record: 23-9

2008 Results (29-3)

Date	Opponent	W/L	Score
4/7	at Whitko	W	13-2
4/9	at Rockford	W	11-3
4/11	Leo	W	10-2
4/15	at FW Concordia Lutheran	W	7-3
4/16	at Woodlan	W	16-5
4/17	at FW Bishop Dwenger	W	8-1
4/21	Garrett	W	10-3
4/22	at FW Wayne	W	11-1
4/23	South Adams	W	7-6
4/24	FW South Side	W	13-2
4/29	at FW Snider	L	2-13
5/1	FW North Side	W	7-5
5/3	at Lakeland	W	8-5
5/3	at Lakeland	W	8-4
5/3	FW Blackhawk Christian	W	9-6
5/6	at FW Northrop	L	1-3
5/9	Harding	W	10-0
5/10	Blackford	W	3-2
5/10	Blackford	W	12-2
5/13	FW Elmhurst	W	8-0
5/17	Manchester	W	12-6
5/17	Mishawaka Marian	W	10-4
5/20	Adams Central	L	7-13
5/21	Southwood	W	10-8
5/22	at Carroll (Fort Wayne)	W	11-6
5/23	Columbia City	W	4-3
Woodlan Sectional			
5/26	South Adams	W	10-0
5/27	Bluffton	W	6-2
5/31	Adams Central	W	6-5 (9)
Fort Wayne Bishop Luers Regional			
6/3	Cass	W	11-2
LaVille Semi-State			
6/7	Tipton	W	16-4
6/7	Boone Grove	W	6-1



Front Row (L to R): John Till, Josh Archbold, Spencer Millard, Tyler Bunn, Nick Allen, Tyler Watts, Kevin Kiermaier, Dan Wyss, Isaac Baker, Josh Ulrey, Eric Millhouse; Second Row: Gary Rogers, Rick Allen, Missy Gumbert, Quyyan Mattox, Charlie Pfister, Dan Peppler, Joe Crouch, Chuck Andrews, Cameron Baker, Tyquan Hammock, Aaron Franke, Tim Kawiecki, Jeff Bunn, Mike Allen, Bob Henry.

Team Roster

Lt.	Dk.	Name	B/T	Ht.	Pos.	Gr.	AB	H	R	RBI	2B	3B	HR	Avg.
1	1	Quyyan Mattox	R/R	5-11	OF	9	17	6	7	5	2	0	0	.353
2	2	Dan Wyss	R/R	6-0	LF	12	72	18	26	12	2	0	2	.250
4	4	Josh Archbold	R/R	5-11	OF	11	18	3	9	2	0	0	0	.167
5	5	Josh Ulrey	R/R	5-9	P	9	28	4	5	5	0	0	1	.143
7	7	Spencer Millard	R/R	5-10	2B	12	39	6	4	6	1	0	0	.154
8	8	Daniel Peppler	R/R	6-1	LF	12	66	22	14	7	1	2	1	.333
9	9	Chuck Andrews	R/R	6-2	OF	12	27	5	7	6	0	1	0	.185
10	10	Kevin Kiermaier	L/R	6-1	P-SS	12	100	51	45	28	12	2	8	.510
12	12	Cameron Baker	R/R	6-1	P	12	33	13	9	7	1	0	1	.394
13	13	Charlie Pfister	R/R	6-0	P	9	12	1	3	0	0	0	0	.083
15	15	Isaac Baker	R/R	5-11	C	12	97	32	31	25	4	1	1	.330
16	16	Tim Kawiecki	R/R	6-0	C	10	4	2	0	0	0	0	0	.000
17	17	Tyquan Hammock	R/R	6-1	RF	11	59	15	19	15	4	0	2	.254
19	19	John Till	R/R	5-11	OF	11	13	2	1	3	0	0	0	.154
21	21	Joe Crouch	R/R	6-1	P	12	50	11	9	4	1	0	0	.220
22	22	Tyler Watts	R/R	5-11	CF	12	82	48	45	38	14	3	10	.585
25	25	Tyler Bunn	R/R	5-9	LF	12	62	24	10	24	5	0	1	.387
44	44	Aaron Franke	R/R	6-1	1B	11	73	22	15	12	3	0	0	.301
Totals							959	274	174	189	50	12	28	.300

Pitchers

Lt.	Dk.	Name	W-L	ERA	GS	GC	SV	IP	BF	H	R	ER	BB	SO	HB
2	2	Dan Wyss	3-1	4.82	4	0	0	21	107	25	14	14	10	15	0
4	4	Josh Ulrey	4-1	2.93	4	1	0	29	137	26	12	12	11	21	8
10	10	Kevin Kiermaier	10-1	1.57	11	9	1	74	313	57	21	16	25	89	2
13	13	Charlie Pfister	2-0	4.73	1	1	0	13.33	68	16	16	10	8	11	4
21	21	Joe Crouch	9-0	2.00	8	6	2	64	268	57	26	20	10	43	2
Totals			29-3	2.83	32	17	3	217	738	214	117	89	73	190	25



Gary Rogers
 351-301, 22nd Year

State Finals History

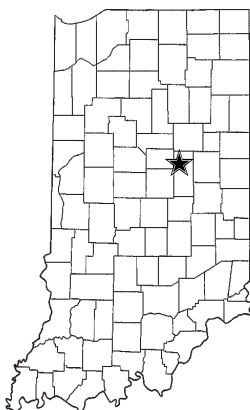
First Appearance



Elwood Panthers



Class 2A



Team Facts

Town/City: Elwood
 County: Madison
 Superintendent: Thomas Austin
 Principal: Chris Walker
 Athletic Director: Marty Wells
 Head Coach: Adrian Heim
 Assistant Coaches: Mike Davis, Aaron Reynolds,
 Dave Cooper, David Cooper, Kyle Richards,
 Scott Hughes
 Student Managers: Brent Beeman, Caleb Gibson,
 Emmalee Whitaker
 Nickname: Panthers
 School Colors: Red and Royal
 Conference: Central Indiana
 Enrollment: 577
 Last Year's W-L Record: 21-8

2008 Results (27-4)

Date	Opponent	W/L	Score
4/8	vs. Anderson Highland	L	5-6
4/10	at Alexandria	W	16-0 (5)
4/14	Liberty Christian	W	14-3 (5)
4/16	at Delta	W	12-9
4/18	Tri-Central	W	4-3
4/19	at Maconaquah	W	13-4
4/19	at Maconaquah	W	13-11
4/22	at Madison-Grant	W	7-4
4/23	Marion	W	14-4 (5)
4/24	Blackford	W	11-1 (5)
4/29	Mississinewa	L	2-4
4/30	Pendleton Heights	L	14-15
5/1	at Frankton	W	23-11 (5)
5/6	Oak Hill	W	6-4
5/7	Tipton	L	8-13
5/15	Eastbrook	W	6-1
5/10	at Whiteland	W	5-1
5/10	vs. Triton Central	W	10-0 (5)
5/12	Lapel	W	10-0 (5)
5/13	at Alexandria	W	13-5
5/17	Eastern (Greentown)	W	15-0 (5)
5/17	Eastern (Greentown)	W	16-6 (5)
5/19	at Anderson Highland	W	12-11 (8)
5/21	at Guerin Catholic	W	15-3
5/22	Western	W	6-4
Frankton Sectional			
5/26	Alexandria	W	12-6
5/28	Wapahani	W	3-1
5/29	Muncie Burriss	W	12-2 (5)
Elwood Regional			
6/4	Centerville	W	11-1 (5)
Mooreville Semi-State			
6/9	Austin	W	9-6 (10)
6/10	South Ripley	W	13-0 (5)



Front Row (L to R): Ethan Arehart, Darren Jones, Aaron Klein, Troy Worsley, Jacob Dunnichay, Nathaniel Jones, Kevin Worsley, Jacob Hartman; Second Row: Tanner Boyland, Cody Summers, Trevor Ozenbaugh, David Richards, Nate Wills, Miles Davis, Tyler Creasy, Zach Taylor; Third Row: Assistant Coach Mike Davis, Manager Caleb Gibson, Assistant Coach David Cooper, Head Coach Adrian Heim, Assistant Coach Kyle Richards, Assistant Coach Scott Hughes, Manager Brent Beeman, Assistant Coach Dave Cooper.

Team Roster

Lt.	Dk.	Name	B/T	Ht.	Pos.	Gr.	AB	H	R	RBI	2B	3B	HR	Avg.
1	1	Tanner Boyland	R/R	5-8	2B	10	3	1	0	0	0	0	0	.333
2	2	Darren Jones	R/R	5-10	SS	12	101	47	34	38	11	0	4	.465
3	3	Kevin Worsley	R/R	5-8	2B	11	94	36	31	20	8	0	2	.383
5	5	Aaron Klein	R/R	5-9	RF	12	63	17	24	9	4	0	1	.270
7	7	Nathaniel Jones	R/R	5-9	DH	11	51	16	15	9	2	1	2	.314
9	9	Jacob Dunnichay	R/R	5-9	CF	11	108	43	47	28	6	3	6	.398
12	12	Nate Wills	R/R	6-2	P	12	96	40	39	32	10	4	5	.417
13	13	Tyler Creasy	R/R	6-1	P	11	0	0	0	0	0	0	0	.000
14	14	David Richards	L/L	6-2	1B	10	6	0	0	0	0	0	0	.000
16	16	Miles Davis	R/R	6-0	OF	11	6	4	1	3	1	0	0	.667
18	18	Jacob Hartman	L/L	5-9	LF/P	11	64	26	13	10	2	0	0	.406
20	20	Zach Taylor	R/R	5-10	3B	12	68	27	24	16	6	1	5	.397
21	21	Troy Worsley	S/R	5-9	C	12	93	40	39	24	15	2	7	.430
25	25	Trevor Ozenbaugh	R/R	5-10	DH	9	39	15	5	10	3	1	3	.385
30	30	Ethan Arehart	R/R	6-0	OF	12	18	9	6	6	0	0	0	.500
33	33	Cody Summers	R/R	6-0	1B	12	53	17	10	16	2	0	1	.321
Totals														

Pitchers


Lt.	Dk.	Name	W-L	ERA	GS	GC	SV	IP	BF	H	R	ER	BB	SO	HB
2	2	Darren Jones	9-0	3.41	6	0	0	39.0		49	29	19	15	25	2
9	9	Jacob Dunnichay	2-1	2.86	1	0	1	22.0		22	8	5	10	34	3
12	12	Nate Wills	10-2	1.31	12	8	1	80.0		61	30	15	18	98	0
13	13	Tyler Creasy	2-0	2.05	2	1	0	17.0		11	6	5	3	9	0
18	18	Jacob Hartman	4-1	5.36	7	0	0	47.0		50	45	36	11	33	0
Totals															



Adrian Heim
 116-55, 6th Year

State Finals History

First Appearance



Mishawaka Marian Knights

Class 3A



Team Facts

Town/City: Mishawaka
 County: St. Joseph
 Superintendent: Steve
 Principal: Carl Loesch
 Athletic Director: Reggie Glon
 Asst. Athletic Director: Kathy Bussmann
 Head Coach: Tim Prister
 Assistant Coaches: Joe Nucciarone, Dave Vandewielle, John Mumford, Pat Catanzarite, Mike Davidson, Jim Aldridge, Steve Dragovich, Josh Hackett, Ryan Pollock
 Student Managers: Jimmy Hunckler
 Nickname: Knights
 School Colors: Royal Blue and Silver
 Conference: Northern Indiana
 Enrollment: 796
 Last Year's W-L Record: 23-8

2008 Results (21-10)

Date	Opponent	W/L	Score
4/4	NorthWood	W	10-6
4/6	New Prairie	W	2-1 (8)
4/8	at South Bend Adams	W	11-0 (5)
4/10	Elkhart Central	W	11-1 (5)
4/12	Penn	L	0-1
4/13	vs. Lafayette Central Catholic	L	1-2
4/17	vs. South Bend Washington	W	7-4
4/19	at South Bend Clay	W	5-2
4/21	South Bend Riley	W	5-0
4/23	at South Bend St. Joseph's	L	0-10 (5)
4/25	at Mishawaka	W	18-16
4/29	South Bend Adams	L	5-6
4/30	at Elkhart Central	L	1-11 (6)
5/2	at Penn	L	0-8
5/5	at Culver Academy	W	14-9
5/8	South Bend Clay	L	2-11
5/10	at South Bend Washington	W	11-1
5/10	Glenn	W	7-5
5/12	at South Bend Riley	W	5-4 (9)
5/15	South Bend St. Joseph's	L	4-8
5/16	Mishawaka	W	6-5
5/17	vs. Mooresville	W	5-1
5/17	at FW Bishop Luers	L	4-10
5/20	LaVille	W	6-2
5/22	Northridge	L	0-2
5/23	at Glenn	W	8-6
Plymouth Sectional			
5/29	South Bend St. Joseph's	W	10-6
5/31	Glenn	W	11-3
Mishawaka Marian Regional			
6/4	Lakeland	W	2-1 (11)
Plymouth Semi-State			
6/7	Andrean	W	7-5
6/7	Yorktown	W	7-6 (8)



Front Row (L to R): Coley Parker, Mike Karason, Stephen Barany, Kevin McMahon, Dylan Brammer, Aaron Rodgers, Shawn Geraghty; Back Row: Asst. Coach Pat Catanzarite, Asst. Coach Dave Vandewielle, Ben McDonald, Nassir Charmat, Nick Thoman, Patrick Asdell, Jordan Niespodziany, James Ross, Walker Vaughn, Dan Ranschaert, Asst. Coach Joe Nucciarone, Asst. Coach John Mumford, Head Coach Tim Prister; Not Pictured: Andrew Bozymowski, Ryan Luczkowski, Taylor Krugh, Drew Smith, Eli Sutula, Student Manager Jimmy Hunckler, Asst. Coach Mike Davidson, Asst. Coach Jim Aldridge, Asst. Coach Steve Dragovich, Asst. Coach Josh Hackett, Asst. Coach Ryan Pollock.

Team Roster

Lt.	Dk.	Name	B/T	Ht.	Pos.	Gr.	AB	H	R	RBI	2B	3B	HR	Avg.
1	1	Aaron Rodgers	R/R	5-9	OF	12	77	24	16	14	3	0	3	.311
2	2	Coley Parker	R/R	5-5	3B	11	98	27	28	15	4	0	0	.275
3	3	Dan Ranschaert	R/R	6-1	1B	12	103	40	25	26	7	0	5	.388
4	4	Shawn Geraghty	R/R	5-8	OF	12	36	4	1	2	0	0	0	.111
5	5	Dylan Brammer	R/R	5-10	SS	12	106	39	26	24	6	1	2	.367
6	6	Eli Satula	R/R	5-11	SS/2B	11	1	0	2	0	0	0	0	.000
7	7	Kevin McMahon	R/R	5-11	OF/2B	12	100	39	19	13	10	1	0	.390
10	10	Ben McDonald	L/R	5-11	2B	12	9	2	3	0	1	0	0	.222
11	11	Nick Thoman	L/R	6-2	1B/P	12	22	4	2	5	2	0	0	.181
12	12	Nassir Charmat	R/R	6-2	OF/P	12	100	35	18	25	10	0	2	.350
13	13	Stephen Barany	R/R	5-10	C	12	79	21	17	6	2	1	1	.265
14	14	Pat Asdell	R/R	6-7	P/1B	12	1	0	0	0	0	0	0	.000
16	16	Mike Karason	R/R	5-8	DH	11	77	22	12	16	3	0	0	.285
17	17	Jordan Niespodziany	R/R	6-4	P/OF	11	49	13	11	7	2	2	2	.265
18	18	James Ross	R/R	6-3	P/3B	11	2	2	0	0	0	0	0	1.000
19	19	Ryan Luczkowski	R/R	6-0	P/3B	10	0	0	0	0	0	0	0	.000
20	20	Taylor Krugh	R/R	6-1	P/3B	9	2	0	0	0	0	0	0	.000
21	21	Andrew Bozymowski	R/R	5-11	1B	11	0	0	0	0	0	0	0	.000
22	22	Drew Smith	R/R	6-2	DH	11	17	6	0	4	1	0	0	.352
Totals							879	278	180	157	51	5	15	.316

Pitchers

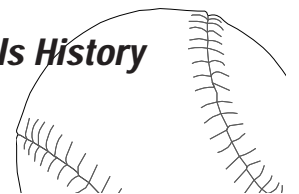
Lt.	Dk.	Name	W-L	ERA	GS	GC	SV	IP	BF	H	R	ER	BB	SO	HB
11	11	Nick Thoman	1-0	5.00	0	0	0	12.6	59	19	13	9	4	9	0
12	12	Nassir Charmat	3-1	3.27	7	1	0	36.3	161	50	33	17	7	17	3
14	14	Patrick Asdell	3-4	3.12	10	3	3	65	269	75	39	29	21	60	3
17	17	Jordan Niespodziany	8-3	3.76	8	3	2	57.6	228	60	36	31	34	51	2
18	18	James Ross	4-2	5.46	6	0	1	32	140	45	29	25	23	27	5
Totals			21-10	3.42	31	7	6	213	847	249	150	111	89	164	13



Tim Prister
100-50, 5th Year

State Finals History

First Appearance



Crawfordsville Athenians



Class 3A



Team Facts

Town/City: Crawfordsville
 County: Montgomery
 Superintendent: Dr. Kathleen Steele
 Principal: Greg Hunt
 Athletic Director: Bryce Barton
 Asst. Athletic Director: Kelly Johnson
 Head Coach: John Froedge
 Assistant Coaches: Rhett Welliever, Brett Motz,
 Brandon Froedge, Tony Bean, Ashley Lucas
 Student Managers: Justin Dugger, Matt Musselman,
 Rogge Merriman
 Nickname: Athenians
 School Colors: Royal Blue and Yellow Gold
 Conference: Sagamore
 Enrollment: 740
 Last Year's W-L Record: 25-7

2008 Results (31-4)

Date	Opponent	W/L	Score
3/26	at Zionsville	L	10-15
3/29	vs. Western Hills (OH)	W	1-0 (8)
3/29	vs. Bryan Station (KY)	W	4-2
3/29	at Shelby County (KY)	L	5-6 (8)
4/3	Fountain Central	W	10-0 (5)
4/7	Covington	W	14-4 (5)
4/8	at Tri-West	W	11-1 (5)
4/10	Tri-West	W	18-0 (5)
4/15	Western Boone	W	9-2
4/17	at Western Boone	W	15-5 (6)
4/19	at West Lafayette	W	5-1
4/22	at Lebanon	W	10-0 (5)
4/24	Lebanon	W	11-1 (5)
4/25	at Benton Central	W	16-2 (5)
4/26	at Greencastle	W	2-0
4/29	Danville	W	8-1
5/1	at Danville	L	5-6 (8)
5/2	North Putnam	W	11-1 (5)
5/3	at Lafayette Jefferson	L	1-2
5/6	at Southmont	W	9-3
5/10	Western	W	3-0
5/10	Park Tudor	W	3-2 (8)
5/13	North Montgomery	W	10-0 (5)
5/14	Southmont	W	10-1
5/15	at North Montgomery	W	10-0 (5)
5/17	Riverton Parke	W	12-2 (5)
5/19	at McCutcheon	W	10-1
5/20	Frankfort	W	5-0
5/22	at Frankfort	W	10-1
	Crawfordsville Sectional		
5/26	Danville	W	6-0
5/27	Lebanon	W	5-0
5/29	Western Boone	W	11-0 (5)
	Crawfordsville Regional		
6/4	Brebeuf Jesuit	W	9-3
	Jasper Semi-State		
6/7	West Vigo	W	3-1
6/7	Greensburg	W	10-0 (5)



Front Row: Batboy Austin Motz; Second Row (L to R): Steven Rice, Austin Evans, Josh Rager, Brett McKinney, J.D. Rice, Brett Linn, Quinten Anderson, A.J. Ehrlich; Back Row: Head Coach John Froedge, Asst. Coach Rhett Welliever, Cody Dowell, Mitchell Ray, Jason Spurlock, Cameron Hobson, Justin Wright, Scott Hunt, Blake Harris, Andrew Allen, Andrew Swart, Asst. Coach Brett Motz, Asst. Coach Ashley Lucas, Asst. Coach Tony Bean, Asst. Coach Brandon Froedge.

Team Roster

Lt.	Dk.	Name	B/T	Ht.	Pos.	Gr.	AB	H	R	RBI	2B	3B	HR	Avg.
2	2	Quinten Anderson	R/R	5-9	SS	11	21	4	9	3	1	1	0	.190
4	4	Brett McKinney	R/R	5-9	2B	11	106	34	36	23	7	0	1	.321
5	5	Cameron Hobson	L/L	6-1	P/1B	12	67	38	31	37	9	2	7	.567
6	6	Steven Rice	L/L	5-7	P/1B	10	64	16	18	18	5	0	1	.250
8	8	Brett Linn	R/R	5-10	CF	11	111	39	41	16	6	2	0	.351
9	9	Jason Spurlock	R/R	5-10	OF	12	11	3	14	4	0	0	1	.273
10	10	Cody Dowell	R/R	6-0	3B/P	12	93	28	31	30	6	2	2	.301
11	11	Blake Harris	R/R	5-11	LF	12	78	28	21	20	5	3	0	.359
12	12	Josh Rager	R/R	5-11	2B	11	2	1	6	0	0	0	0	.500
16	16	Scott Hunt	R/R	6-2	OF/P	11	70	19	13	24	3	0	0	.271
19	19	Andrew Allen	R/R	6-0	OF	10	0	0	3	0	0	0	0	.000
20	20	Justin Wright	R/R	5-10	OF	12	76	23	24	16	4	0	1	.303
23	23	Andrew Swart	R/R	6-0	P/1B	12	76	23	23	13	5	0	1	.303
24	24	A.J. Ehrlich	R/R	6-3	SS/P	10	3	1	1	0	0	0	0	.333
27	27	Mitchell Ray	L/R	5-11	C	12	98	32	18	27	4	2	0	.327
29	29	Austin Evans	R/R	5-7	C	10	0	0	0	0	0	0	0	.000
34	34	J.D. Rice	R/R	5-10	P/IF	11	34	9	3	12	3	0	1	.265
		Totals					913	298	292	243	58	12	15	.326

Pitchers

Lt.	Dk.	Name	W-L	ERA	GS	GC	SV	IP	BF	H	R	ER	BB	SO	HB
5	5	Cameron Hobson	9-2	0.51	10	4	0	54.2	195	26	7	4	14	113	4
6	6	Steven Rice	6-0	0.72	3	0	2	39.0	140	22	10	4	21	76	1
10	10	Cody Dowell	3-2	5.25	4	2	0	26.2	115	31	24	20	13	42	0
16	16	Scott Hunt	1-0	3.36	2	0	0	8.1	34	9	5	4	8	11	0
23	23	Andrew Swart	11-0	1.06	15	4	1	79.0	286	48	14	12	17	124	5
34	34	J.D. Rice	1-0	1.66	1	0	1	12.2	45	7	3	3	5	14	4
		Totals	31-4	1.49	35	10	4	220.1	815	143	63	47	78	380	14



John Froedge
530-273, 27th Year

State Finals History

First Appearance



Homestead Spartans

Class 4A



Team Facts

Town/City: Fort Wayne
 County: Allen
 Superintendent: Dr. Brian Smith
 Principal: Rick Smith
 Athletic Director: Joe Updegrove
 Asst. Athletic Directors: Tom Rhoades, Jeff Kintz
 Head Coach: Steve Sotir
 Assistant Coach: Nick Byall
 Nickname: Spartans
 School Colors: Blue and Gold
 Conference: Northeast Hoosier
 Enrollment: 2,100
 Last Year's W-L Record: 26-5

2008 Results (26-5)

Date	Opponent	W/L	Score
4/1	at Farragut (TN)	L	1-11 (5)
4/2	at Maryville (TN)	W	13-5
4/5	Marion	W	13-0 (5)
4/5	Marion	W	12-0 (5)
4/8	at FW Bishop Dwenger	W	9-3
4/9	Manchester	W	7-6
4/15	FW Blackhawk Christian	W	12-0
4/17	at Huntington North	L	0-10 (6)
4/19	FW Northrop	W	10-1
4/19	FW Northrop	W	9-4
4/22	at East Noble	W	1-0
4/24	Columbia City	W	10-0 (5)
4/26	at FW Elmhurst	W	17-0 (6)
4/26	at FW Elmhurst	W	21-6 (6)
4/29	at Belmont	W	6-2
5/1	Dekalb	W	10-9
5/3	at FW Snider	L	5-10
5/3	at FW Snider	L	17-18
5/6	Carroll (Fort Wayne)	L	16-21
5/9	at Norwell	W	5-4
5/10	FW Concordia Lutheran	W	2-1
5/10	FW Concordia Lutheran	W	15-4 (5)
5/13	at New Haven	W	1-0
5/21	FW North Side	W	7-1
5/22	FW South Side	W	10-0 (5)
Huntington North Sectional			
5/26	Marion	W	13-1 (5)
5/27	Huntington North	W	4-2
5/31	Jay County	W	4-0
Carroll (Fort Wayne) Regional			
6/3	Carroll (Fort Wayne)	W	6-4
Lafayette Jefferson Semi-State			
6/7	Penn	W	7-4
6/9	Crown Point	W	7-4



Front Row (L to R): John Killham, Mace Beech, Ryan Trieglaff, Doug Schroeder, Ryan Copley, Jake Renkenberger, Jeremy Messuri, Chris Jorgensen, Derek Kinzer, Logan Bullemeier.; Back Row: Coach Steve Sotir, Andy Shoener, Logan Laughlin, Jobe Thompson, Patrick Veerkamp, Chuck Weaver, Brooks Doak, Ryan Wright, Bob Glover, Travis Carsten, Zach Stine, Assistant Coach Nick Byall.

Team Roster

Lt.	Dk.	Name	B/T	Ht.	Pos.	Gr.	AB	H	R	RBI	2B	3B	HR	Avg.
1	1	John Killham	R/R	5-9	C/OF	10	7	2	2	2	1	0	0	.286
2	2	Jake Renkenberger	R/R	5-9	IF/P	10	19	7	4	2	0	0	0	.368
3	3	Andy Shoener	R/R	6-0	OF/P	12	41	9	10	5	1	0	0	.220
4	4	Derek Kinzer	L/R	5-11	OF/P	11	69	28	18	16	5	1	0	.406
5	5	Jobe Thompson	R/R	5-10	OF/P	11	13	4	4	4	0	0	0	.308
7	7	Jeremy Messuri	R/R	6-0	P/IF	12	25	11	12	4	3	0	0	.440
8	8	Bob Glover	R/L	6-1	OF/P	12	97	49	43	24	13	5	6	.505
9	9	Ryan Wright	R/R	6-1	SS	12	91	42	42	45	14	2	14	.462
11	11	Logan Bullemeier	R/R	6-0	1B/P	12	77	23	13	21	2	0	3	.299
12	12	Ryan Trieglaff	R/R	5-9	2B	12	97	34	31	18	9	1	2	.351
13	13	Brooks Doak	L/L	6-3	1B/P	11	22	9	5	4	1	0	1	.409
14	14	Mace Beech	R/R	5-10	C	11	25	11	7	8	2	0	0	.440
15	15	Zach Stine	R/R	6-1	OF	11	25	5	5	6	0	0	1	.200
16	16	Chuck Weaver	R/R	6-4	IF/P	11	41	15	13	3	3	0	0	.366
17	17	Doug Schroeder	L/R	5-10	C	12	73	23	17	25	3	1	4	.315
18	18	Patrick Veerkamp	R/R	6-1	P/OF	11	73	26	18	23	9	1	3	.356
20	20	Travis Carsten	R/R	6-1	P/OF	12	21	10	9	9	2	0	0	.476
21	21	Ryan Copley	R/L	5-11	P/1B	11	7	1	3	0	0	0	0	.143
22	22	Chris Jorgensen	R/R	6-0	1B	12	42	12	11	8	1	0	1	.286
24	24	Logan Laughlin	R/R	6-0	OF	11	25	10	3	5	0	1	0	.400
Totals							891	331	270	232	69	12	35	.371

Pitchers

Lt.	Dk.	Name	W-L	ERA	GS	GC	SV	IP	BF	H	R	ER	BB	SO	HB
4	4	Derek Kinzer	2-1	5.40	2	0	0	11.2	52	11	9	9	5	13	1
8	8	Bob Glover	8-0	3.15	10	6	0	60.0	256	53	32	27	17	75	14
18	18	Patrick Veerkamp	6-1	3.46	6	1	0	26.1	119	26	14	13	8	33	3
20	20	Travis Carsten	8-3	2.77	10	5	0	53.0	232	45	26	21	21	70	8
21	21	Ryan Copley	2-0	4.81	3	0	0	16.0	82	14	12	11	17	26	3
Totals			26-5	3.99	31	12	0	194.2	892	184	131	111	92	237	35



Steve Sotir
26-5, 1st Year

State Finals History

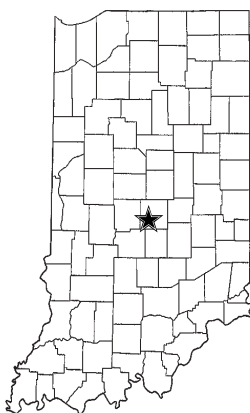
First Appearance



Decatur Central Hawks



Class 4A



Team Facts

Town/City: Indianapolis
 County: Marion
 Superintendent: Don Stinson
 Principal: Joe Preda
 Athletic Director: Doug Opel
 Asst. Athletic Director: Jill Meerman
 Head Coach: Phil Webster
 Assistant Coaches: Mike Chapman, Steve Krizmanich, Josh Ham, Bryan Coppess, Terry McGlothlin, David Harper, Wesley Hereen
 Student Managers: Brianna Coppess, Hayley Brown
 Nickname: Hawks
 School Colors: Navy and Vegas
 Conference: Mid State
 Enrollment: 1,700
 Last Year's W-L Record: 3-23

2008 Results (28-7)

Date	Opponent	W/L	Score
3/26	Franklin Central	W	3-2
4/7	Indpls. Bishop Chatard	L	3-5
4/8	at Mooresville	L	8-9
4/9	Mooresville	W	6-3
4/14	Indianapolis Cathedral	L	1-10 (8)
4/15	Martinsville	W	13-9
4/16	at Martinsville	W	25-10
4/18	Southport	W	7-6 (8)
4/21	at Ben Davis	W	12-1
4/22	at Whiteland	W	16-0
4/23	Whiteland	W	9-7
4/29	Plainfield	W	8-1
4/30	at Plainfield	W	8-3
5/3	Brebeuf Jesuit	W	9-5
5/3	Pike	W	14-6
5/5	North Central (Indpls.)	W	3-0
5/6	at Greenwood	W	7-6
5/7	Greenwood	W	7-6
5/10	vs. Lebanon	W	11-0
5/10	at Westfield	W	7-4
5/12	vs. Southport	L	3-8
5/13	vs. Roncalli	W	11-1
5/15	at North Central (Indpls.)	L	2-3
5/16	Perry Meridian	W	6-5
5/17	at Lawrence Central	W	23-4
5/20	Franklin Community	L	1-2
5/21	vs. Franklin Community	W	11-4
5/22	vs. Jennings County	W	6-5
5/24	at Warren Central	W	11-1
Avon Sectional			
5/26	Ben Davis	W	10-3
5/27	Indianapolis Manual	W	14-0
5/29	Avon	W	9-0
Southport Regional			
6/5	Southport	W	8-3
Evansville North Semi-State			
6/7	Terre Haute South	W	7-5
6/7	Evansville Harrison	W	7-6




Front Row (L to R): Harmon Cooper, Nick Stoia, Pat Sharpe, Taylor Tijerina, Kenny Rackley; Second Row: Anthony Eldridge, Isaac Pruitt, Nate Kress, Zach Deakin, Eric Howell, Ron Shelton, Brianna Coppess, Hayley Brown; Back Row: Bryan Coppess, Phil Webster, Adam Kirk, Shawn Mattingly, Jeff Pace, Jake Gharst, Aaron Gregory, Brent Ledford, Brian Bulmer, Austin Sprinkle, Josh Ham, Mike Chapman, Steve Krizmanich, Terry McGlothlin.

Team Roster

Lt.	Dk.	Name	B/T	Ht.	Pos.	Gr.	AB	H	R	RBI	2B	3B	HR	Avg.
2	2	Jeff Pace	R/R	6-2	RF	12	110	39	29	33	8	0	6	.355
3	3	Adam Kirk	R/R	6-0	2B	12	103	37	18	47	6	0	9	.359
4	4	Shawn Mattingly	R/R	5-10	P	12	112	48	31	38	10	1	0	.429
5	5	Zach Deakin	R/R	5-9	3B	12	107	37	43	8	2	1	0	.346
8	8	Pat Sharpe	R/R	5-7	INF	11	2	0	6	0	0	0	0	.000
10	10	Nate Kress	R/L	5-11	P/LF	11	110	38	41	47	7	2	2	.345
13	13	Shane Muse	L/L	6-0	P	10	1	1	0	1	0	0	0	1.000
14	14	Anthony Eldridge	R/R	6-1	OF/P	12	82	24	25	11	7	3	0	.293
16	16	Austin Sprinkle	R/L	5-10	P	10	0	0	1	0	0	0	0	.000
19	19	Harmon Cooper	R/R	5-6	INF	12	12	3	10	2	0	0	0	.250
22	22	Ronnie Shelton	R/R	5-10	INF	10	1	0	0	0	0	0	0	.000
24	24	Andrew Kinnaird	R/R	6-4	1B	11	101	39	32	17	12	2	2	.386
28	28	Brent Ledford	L/R	5-11	C	10	2	0	1	0	0	0	0	.000
30	30	Isaac Pruitt	R/R	6-0	C	12	37	8	8	8	1	0	0	.216
32	32	Nick Stoia	R/R	5-11	SS	11	97	39	32	51	1	1	10	.402
33	33	Aaron Gregory	R/R	6-3	P	11	77	30	22	21	7	2	2	.390
36	36	Taylor Tijerina	R/R	6-0	1B	11	1	0	1	0	0	0	0	.000
37	37	Eric Howell	R/R	5-9	INF	10	1	1	0	0	0	0	0	1.000
38	38	Ken Rackley	R/R	5-7	INF	11	1	0	1	0	0	0	0	.000
44	44	Jake Gharst	R/R	5-11	C	11	28	6	4	4	3			.214
Totals							985	350	305	273	80	13	32	.355

Pitchers

Lt.	Dk.	Name	W-L	ERA	GS	GC	SV	IP	BF	H	R	ER	BB	SO	HB
4	4	Shawn Mattingly	10-2	2.64	11	10	0	77	319	64	40	29	10	82	4
10	10	Nate Kress	3-2	1.62	0	0	3	21.2	104	20	13	5	15	20	1
13	13	Shane Muse	2-1	3.14	5	2	0	29	126	30	19	13	8	26	4
14	14	Anthony Eldridge	3-1	3.61	7	1	2	33	153	31	29	17	17	33	8
16	16	Austin Sprinkle	1-0	0	1	1	0	5	19	2	0	0	1	7	0
33	33	Aaron Gregory	8-1	2.39	11	6	0	55.2	300	61	37	19	24	53	2
Totals			28-7	2.71	35	20	5	222	1031	212	143	86	77	222	19



Phil Webster
 446-219, 24th Year

State Finals History

First Appearance

