

IHSAA NEWS RELEASE



Indiana High School Athletic Association, Inc.
9150 North Meridian Street, Indianapolis, Indiana 46260 • 317-846-6601 • IHSAA.org • IHSAAtv.org • @IHSAAI

The 52nd Annual IHSAA Football State Finals presented by the Indianapolis Colts



November 29-30, 2024

Lucas Oil Stadium, Indianapolis, IN




[State Championship Records Book](#)


CLASS 2A

ADAMS CENTRAL (13-1) vs. LINTON-STOCKTON (12-2)

FRIDAY, NOV. 29 • 11 AM ET • LUCAS OIL STADIUM • INDIANAPOLIS, IN • IHSAAtv.ORG

 **ADAMS CENTRAL FLYING JETS**
Head Coach: Michael Mosser
Record at ACHS: 154-50 (16th Year)
Overall: 154-50 (16th Year)


LINTON-STOCKTON MINERS
Head Coach: Brian Oliver
Record at LSHS: 126-27 (12th Year)
Overall: 126-27 (12th Year)



CLASS 4A

EAST NOBLE (13-1) vs. NEW PALESTINE (13-0)

FRIDAY, NOV. 29 • 3 PM ET • LUCAS OIL STADIUM • INDIANAPOLIS, IN • IHSAAtv.ORG

 **EAST NOBLE KNIGHTS**
Head Coach: Alex Stewart
Record at ENHS: 13-1 (1st Year)
Overall: 67-40 (10th Year)


NEW PALESTINE DRAGONS
Head Coach: Kyle Ralph
Record at NPHS: 140-14 (12th Year)
Overall: 140-14 (12th Year)




CLASS 6A

WESTFIELD (12-1) vs. BROWNSBURG (12-1)

FRIDAY, NOV. 29 • 7 PM ET • LUCAS OIL STADIUM • INDIANAPOLIS, IN • IHSAAtv.ORG

 **WESTFIELD SHAMROCKS**
Head Coach: Josh Miracle
Record at WHS: 12-1 (1st Year)
Overall: 12-1 (1st Year)


BROWNSBURG BULLDOGS
Head Coach: John Hart
Record at BHS: 81-19 (9th Year)
Overall: 348-100 (40th Year)




CLASS 1A

NORTH JUDSON-SAN PIERRE (14-0) vs. PROVIDENCE (13-0)

SATURDAY, NOV. 30 • 11 AM ET • LUCAS OIL STADIUM • INDIANAPOLIS, IN • IHSAAtv.ORG

 **NORTH JUDSON BLUEJAYS**
Head Coach: Brett Lambert
Record at NJSPHS: 60-19 (6th Year)
Overall: 60-19 (6th Year)

PROVIDENCE PIONEERS
Head Coach: Daniel McDonald
Record at OLPHS: 43-16 (5th Year)
Overall: 43-16 (5th Year)




CLASS 3A

FORT WAYNE BISHOP LUERS (10-4) vs. HERITAGE HILLS (13-1)

SATURDAY, NOV. 30 • 3 PM ET • LUCAS OIL STADIUM • INDIANAPOLIS, IN • IHSAAtv.ORG

 **LUERS KNIGHTS**
Head Coach: Kyle Lindsay
Record at BLHS: 95-64 (12th Year)
Overall: 95-64 (12th Year)


HERITAGE HILLS PATRIOTS
Head Coach: Todd Wilkerson
Record at HHHS: 109-44 (13th Year)
Overall: 109-44 (13th Year)




CLASS 5A

WARSAW COMMUNITY (10-3) vs. DECATUR CENTRAL (10-2)

SATURDAY, NOV. 30 • 7 PM ET • LUCAS OIL STADIUM • INDIANAPOLIS, IN • IHSAAtv.ORG

 **WARSAW TIGERS**
Head Coach: Bart Curtis
Record at WCHS: 58-20 (7th Year)
Overall: 259-122 (34th Year)

DECATUR CENTRAL HAWKS
Head Coach: Kyle Enright
Record at DCHS: 80-27 (9th Year)
Overall: 80-27 (9th Year)



TICKETS

\$15 per person. Children age five and younger are free. All seats general admission. Per Lucas Oil Stadium policy, all ticket sales will be digital only; printed tickets will not be used. All purchased tickets will be sent as mobile tickets to the purchaser's smart phone and that verification should be shown at the admission gate. Mobile tickets should be purchased in advance through [Ticketmaster.com](https://www.ticketmaster.com) or via the Ticketmaster mobile app (Ticketmaster service fees apply).

STREAMING AT IHSAA TV.ORG

All six state championship games will stream exclusively on [IHSAAtv.org](https://www.ihsaatv.org) and the IHSAAtv app via pay-per-view for \$15 per game or \$20 for all games.



Friday Broadcast Teams

Class 2A

Play-by-Play: Pat Boylan
Analyst: Jan Boser
Sidelines: Jeremiah Johnson

Class 4A

Play-by-Play: Mark Jaynes
Analyst: Lance Scheib
Sidelines: Kelsie Kasper

Class 6A

Play-by-Play: Greg Rakestraw
Analyst: Jared Thomas
Sidelines: Kelsie Kasper

Saturday Broadcast Teams

Class 1A

Play-by-Play: Charlie Clifford
Analyst: Jan Boser
Sidelines: Angela Moryan

Class 3A

Play-by-Play: Mark Jaynes
Analyst: Lance Scheib
Sidelines: Rich Nye

Class 5A

Play-by-Play: Greg Rakestraw
Analyst: Jared Thomas
Sidelines: Rich Nye

IHSAA CHAMPIONS RADIO NETWORK



Friday Broadcast Teams

Class 2A

Play-by-Play: Jon Natale
Analyst: Jim Leisure
Sidelines: Scott Agness

Class 4A

Play-by-Play: Kurt Darling
Analyst: Matt Surface
Sidelines: Scott Agness

Class 6A

Play-by-Play: Jimmy Cook
Analyst: Matt Surface
Sidelines: Kurt Darling

Saturday Broadcast Teams

Class 1A

Play-by-Play: Brendan King
Analyst: Jim Leisure
Sidelines: Chris Lowry

Class 3A

Play-by-Play: Jevin Redmen
Analyst: Rob Moorhead
Sidelines: Eddie Garrison

Class 5A

Play-by-Play: Mark Foerster
Analyst: Rob Moorhead
Sidelines: Eddie Garrison

NETWORK AFFILIATES

The radio network affiliates listed below will carry one or more of the six state championship games. Check IHSAA.org this week for further details.

License City, State	Call Letters	Frequency
Anderson	WHBU	1240 AM
Anderson	WHBU	101.1 FM
Austin	WXKU	92.7 FM
Batesville	WRBI *	103.9 FM
Baugh City	WYIR	96.9 FM
Bedford	WBIV	1340 AM
Bedford/Orleans	WPHZ	102.5 FM
Berne	WZBD	92.7 FM
Bicknell	WUZR	105.7 FM
Bloomington	WGCL	1370 AM
Bloomington	WGCL	96.1 FM
Bloomington	WGCL	98.7 FM
Boonville	WBNL	1540 AM
Boonville	WBNL	99.9 FM
Brazil	WAMB --> WFNB	1130 AM
Brazil	WAMB --> WFNB	106.9 FM
Cannelton	WCJZ	105.7 FM
Columbus	WCSI	1010 AM
Columbus	WCSI	98.1 FM
Culver	WYMR	98.3 FM
French Lick	WFLQ *	100.1 FM
Greencastle	WREB	94.3 FM
Greensburg	WTRE	1330 AM
Greensburg	WTRE	103.5 FM
Greensburg	WTRE	104.3 FM
Hammond	WJOB	1230 AM
Hammond	WJOB	104.7 FM
Indianapolis	WFNI (WIBC-HD2)	93.5 FM
Indianapolis	WFNI (WIBC-HD2)	107.5 FM
Indianapolis	WIBC	93.1 FM
Jasper	WITZ	104.7 FM
Jasper/Ferdinand	WQKZ	98.5 FM
Jeffersonville	WXVW	1450 AM
Jeffersonville	WXVW	96.1 FM
Knox	WKVI *	1520 AM
Knox	WKVI	99.3 FM
Kokomo	WIOU	1350 AM
Marion	WBAT	1400 AM
Marion	WBAT	105.5 FM
Marion	WMRI	860 AM
Michigan City	WEFM	95.9 FM
Muncie	WMUN	1340 AM
Muncie	WMUN	92.5 FM
New Castle	WMDH *	102.5 FM
Plymouth	WTCA	1050 AM
Plymouth	WTCA	106.1 FM
Rensselaer	WLQI	97.7 FM
Rensselaer	WRIN	1560 AM
Rensselaer	WRIN	104.5 FM
Rensselaer/Earl Park	WIBN	98.1 FM
Richmond	WKBV	1490 AM
Richmond	WKBV	100.9 FM
Rochester	WROI	92.1 FM
Rockville	WAXI	104.9 FM
Salem	WSLM	1220 AM
Salem	WSLM	97.9 FM
Seebree, KY	WREF	97.7 FM
Shelbyville	WSVX	1520 AM
Shelbyville	WSVX	96.5/106.3 FM
Sullivan	WNDI	1550 AM
Sullivan	WNDI	95.3 FM
Terre Haute	WAMB --> WFNB	99.5 FM
Vincennes	WZDM	92.1 FM
Wabash	WJOT	105.9 FM
Warsaw	WRSW	1480 AM

* The IHSAA welcomes these new affiliates to the Champions Radio Network

OUTSTANDING OFFICIALS AWARD

LOWELL'S KEVIN MIKESELL TO BE HONORED THIS WEEKEND

Each year, the Indiana High School Athletic Association honors an outstanding official in each sport during the State Finals Tournament.

The recipient of the 2024 IHSAA Outstanding Football Official Award in the state of Indiana is Kevin Mikesell from Lowell, Indiana. Kevin was selected for this honor by a committee representing

the 24 officials' associations in Indiana. There are more than 6,000 officials licensed by the IHSAA in all sports. These

officials work tirelessly to provide safe, competitive environments for over 160,000 student athletes.

Kevin has been licensed in the sport of football for 20 years and has overseen 39 different sectional matchups, nine (9) regionals, six (6) semi-states, and three (3) state championship games, in 2016, 2020 and 2024! Kevin is also a licensed IHSAA basketball official.

Kevin is a 35-year member of the Lake County Athletic Officials Association and has served in various roles with the association during that time, including Football Chair, Basketball Chair, and Football Assigner. He also volunteers his time as an IHSAA Clinician, assisting with clinics and trainings in service to other officials in his community. In addition, he also works as a mentor to several younger officials, providing them with helpful insight from his years of experience in football and basketball.

Outside of his work with the IHSAA, Kevin is a board member for Southlake Pop Warner Football and a mentor for the Grassroots Football Program.

Kevin resides in Lowell with his wife and, together, they have two children. He works as a Senior Estimator and Project Manager for Powers and Sons Construction Company of Gary, Indiana.



2024 | 52ND ANNUAL
FOOTBALL

State Finals
IHSAA

DYLAN HANWELL
EAST CENTRAL TROJANS
2023 CLASS 4A STATE CHAMPION
PHIL N. ESKENWENDEL ATHLETIC
AWARD WINNER

NOV 29-30.
LUCAS OIL STADIUM
INDIANAPOLIS, IN

COLTS
PROUD PRESENTING PARTNER

STATE RANKINGS

ASSOCIATED PRESS FINAL REGULAR SEASON POLL

Class 6A

1. Lawrence North (7)	9-0	194
2. Crown Point (3)	9-0	180
3. Westfield	8-1	156
4. Brownsburg	8-1	140
5. Warren Central	8-1	126
6. Elkhart	8-1	72
7. Columbus North	8-1	68
8. Hamilton Southeastern	6-3	60
9. Indianapolis Cathedral	5-3	50
10. Carroll (Fort Wayne)	7-2	36

Others: Center Grove 14, Fort Wayne Snider 2, Penn 2.

Class 5A

1. Concord (10)	9-0	200
2. Lafayette Jefferson	9-0	176
3. Merrillville	8-1	164
4. Decatur Central	6-2	134
5. Plainfield	8-1	120
6. Bloomington North	7-2	82
7. Valparaiso	6-3	66
8. Castle	7-2	60
T9. East Central	6-3	32
T9. Warsaw Community	6-3	32

Others: Floyd Central 20, Columbus East 10, Bloomington South 4.

Class 4A

1. New Palestine (10)	8-0	200
2. East Noble	8-1	160
3. Martinsville	8-1	126
4. Columbia City	8-1	116
5. Indianapolis Bishop Chatard	6-2	114
6. Mishawaka	7-2	98
7. Brebeuf Jesuit	7-2	80
8. Danville Community	8-1	62
9. Logansport	8-1	32
10. Leo	7-2	30

Others: Greenfield-Central 22, Evansville Reitz 20, Culver Academies 16, Northview 12, Roncalli 12.

Class 3A

1. Evansville Memorial (10)	9-0	200
2. Mississinewa	9-0	160
3. Heritage Hills	8-1	148
4. Garrett	9-0	132
5. Lawrenceburg	8-1	96
6. Cascade	9-0	78
7. Gibson Southern	7-2	72
8. Maconaquah	9-0	68
9. Evansville Mater Dei	7-2	52
10. West Noble	8-1	48

Others: Hamilton Heights 14, Heritage 12, Griffith 8, Southridge 6, Jimtown 4, **Fort Wayne Bishop Luers 2**.

Class 2A

1. Lafayette Central Catholic (5)	8-0	186
2. Brownstown Central (5)	9-0	180
3. Indianapolis Lutheran	8-1	170
4. Adams Central	8-1	140
5. Paoli	9-0	108
6. South Vermillion	9-0	94
7. Linton-Stockton	7-2	66
8. Northeastern	9-0	50
9. Triton Central	7-2	40
10. Monrovia	7-2	26

Others: North Posey 16, Heritage Christiian 12, Western Boone 12.

Class 1A

1. North Judson-San Pierre (10)	9-0	200
2. Carroll (Flora)	9-0	166
3. Providence	8-0	162
4. North Decatur	8-1	126
5. Madison-Grant	8-1	108
6. South Putnam	7-2	90
7. Springs Valley	8-1	88
8. Frontier	8-0	84
9. North Vermillion	8-1	38
10. North Miami	7-2	32

Others: Pioneer 2, Tri-County 2, Riverton Parke 2.

STATE RANKINGS

INDIANA FOOTBALL COACHES ASSOC. FINAL REGULAR SEASON POLL

Class 6A

1. Lawrence North (10)	9-0	100
2. Westfield	8-1	83
3. Crown Point	9-0	80
4. Brownsburg	8-1	72
5. Warren Central	8-1	65
6. Indianapolis Cathedral	5-3	44
T7. Center Grove	5-4	25
T7. Elkhart	8-1	25
9. Columbus North	8-1	18
10. Hamilton Southeastern	6-3	14

Others: Carroll (Fort Wayne) 10, Ben Davis 6, Pike 2, Fort Wayne Snider 1.

Class 5A

1. Concord (8)	9-0	97
2. Lafayette Jefferson (1)	9-0	90
3. Merrillville (1)	8-1	82
4. Decatur Central	6-2	63
5. Plainfield	8-1	58
6. Castle	7-2	40
7. East Central	6-3	35
8. Valparaiso	6-3	29
9. Bloomington North	7-2	28
10. Warsaw Community	6-3	17

Others: Floyd Central 6, Bloomington South 5.

Class 4A

1. New Palestine (10)	8-0	100
2. East Noble	8-1	84
3. Indianapolis Bishop Chatard	6-2	75
4. Martinsville	8-1	66
5. Columbia City	8-1	63
6. Mishawaka	7-2	43
7. Brebeuf Jesuit	7-2	33
8. Greenfield-Central	7-2	22
9. Danville Community	8-1	21
10. Logansport	8-1	18

Others: Leo 9, Jasper 8, Culver Academies 5, Evansville Reitz 4, New Prairie 4, Hanover Central 3, Roncalli 2.

Class 3A

1. Evansville Memorial (9)	9-0	99
2. Heritage Hills (1)	8-1	91
3. Gibson Southern	7-2	70
4. Mississinewa	9-0	65
5. Lawrenceburg	8-1	57
6. Evansville Mater Dei	7-2	43
7. Garrett	9-0	37
8. Cascade	9-0	30
9. Southridge	7-2	16
10. Maconaquah	9-0	12

Others: **Fort Wayne Bishop Luers 7**, Heritage 7, West Noble 5, Guerin Catholic 4, West Lafayette 4, Griffith 1.

Class 2A

1. Lafayette Central Catholic (8)	8-0	97
2. Indianapolis Lutheran (1)	8-1	90
3. Brownstown Central (1)	9-0	75
4. Adams Central	8-1	71
5. South Vermillion	9-0	59
T6. Linton-Stockton	7-2	37
T6. Paoli	9-0	37
8. Western Boone	7-2	35
9. Monrovia	7-2	23
T10. Heritage Christian	7-2	9
T10. North Posey	7-2	9

Others: Northeastern 4, Andrean 3, Wheeler 1.

Class 1A

1. North Judson-San Pierre (9)	9-0	95
2. Providence (1)	8-0	79
3. Carroll (Flora)	9-0	72
T4. Madison-Grant	8-1	55
T4. North Decatur	8-1	55
6. South Putnam	7-2	47
7. Springs Valley	8-1	38
8. Frontier	8-0	29
9. North Vermillion	8-1	19
10. Triton	6-3	13

Others: Pioneer 10, Tri 10, North Miami 8, Milan 1.

STATE RANKINGS

USA TODAY NETWORK FINAL REGULAR SEASON POLL

Class 6A

1. Lawrence North (8)	9-0	151
2. Crown Point (7)	9-0	147
3. Westfield (1)	8-1	123
4. Brownsburg	8-1	117
5. Warren Central	8-1	101
6. Columbus North	8-1	55
7. Indianapolis Cathedral	5-3	54
8. Elkhart	8-1	48
9. Hamilton Southeastern	6-3	38
10. Carroll (Fort Wayne)	7-2	28

Others: Center Grove 19, Penn 1.

Class 5A

1. Concord (13)	9-0	156
2. Merrillville (3)	8-1	142
3. Lafayette Jefferson	9-0	133
4. Decatur Central	6-2	108
5. Plainfield	8-1	99
6. Bloomington North	7-2	77
7. Valparaiso	6-3	53
8. Castle	7-2	35
9. East Central	6-3	30
10. Warsaw Community	6-3	28

Others: Floyd Central 10, Columbus East 4, Bloomington South 2, Chesterton 2, Fort Wayne North Side 1.

Class 4A

1. New Palestine (16)	8-0	160
2. East Noble	8-1	121
3. Martinsville	8-1	109
4. Indianapolis Bishop Chatard	6-2	106
5. Mishawaka	7-2	94
6. Columbia City	8-1	78
7. Brebeuf Jesuit	7-2	59
8. Evansville Reitz	7-2	44
9. Danville Community	8-1	39
10. Leo	7-2	33

Others: Logansport 21, Culver Academies 8, Northview 5, Roncalli 2, Greenfield-Central 1.

Class 3A

1. Evansville Memorial (15)	9-0	159
2. Heritage Hills (1)	8-1	136
3. Mississinewa	9-0	129
T4. Garrett	9-0	95
T4. Lawrenceburg	8-1	95
6. Gibson Southern	7-2	76
7. Maconaquah	9-0	55
8. Cascade	9-0	51
9. Evansville Mater Dei	7-2	32
10. West Noble	8-1	26

Others: Southridge 8, Griffith 7, Heritage 4, **Fort Wayne Bishop Luers 1**, Jimtown 1.

Class 2A

1. Lafayette Central Catholic (11)	8-0	153
2. Brownstown Central (5)	9-0	146
3. Indianapolis Lutheran	8-1	132
4. Adams Central	8-1	97
5. Paoli	9-0	74
6. Triton Central	7-2	67
7. Linton-Stockton	7-2	54
8. South Vermillion	9-0	49
9. Northeastern	9-0	28
10. North Posey	7-2	25

Others: Western Boone 21, Monrovia 18, Heritage Christian 17.

Class 1A

1. North Judson-San Pierre (16)	9-0	160
2. Providence	8-0	140
3. Carroll (Flora)	9-0	130
4. North Decatur	8-1	107
5. Madison-Grant	8-1	90
6. Springs Valley	8-1	75
7. South Putnam	7-2	67
8. Frontier	8-0	51
9. North Vermillion	8-1	29
10. North Miami	7-2	20

Others: Pioneer 4, Triton 3, Tri 2.

STATE CHAMPIONSHIP NOTABLES

STATE CHAMPIONSHIPS

- 17 Indianapolis Bishop Chatard
- 14 Indianapolis Cathedral
- 12 Fort Wayne Bishop Luers**
- 10 Ben Davis
- 10 Roncalli
- 9 Carmel
- 9 Sheridan
- 9 Warren Central
- 8 Lafayette Central Catholic
- 5 Center Grove
- 5 Fort Wayne Bishop Dwenger
- 5 Indianapolis Cardinal Ritter
- 5 Penn
- 4 East Central
- 4 Franklin Central
- 4 Hobart
- 4 Jimtown
- 4 Tri-West Hendricks
- 4 Western Boone
- 3 Andrean
- 3 Columbus East
- 3 Fort Wayne Snider
- 3 Indianapolis Lutheran
- 3 Mishawaka Marian
- 3 New Palestine**
- 3 Pioneer
- 3 West Lafayette

RUNNERS-UP

- 8 Hobart
- 7 Carmel
- 7 NorthWood
- 7 Penn
- 6 Fort Wayne Bishop Dwenger
- 6 Indianapolis Cardinal Ritter
- 5 Andrean
- 5 Evansville Mater Dei
- 5 Fort Wayne Bishop Luers**
- 5 Fort Wayne Snider
- 4 Eastbrook
- 4 Jasper
- 4 Lawrenceburg
- 4 Westfield**

STATE FINALS APPEARANCES

- 18 Indianapolis Bishop Chatard
- 18 Fort Wayne Bishop Luers**
- 17 Indianapolis Cathedral
- 16 Carmel
- 13 Roncalli
- 12 Ben Davis
- 12 Hobart
- 12 Penn
- 11 Fort Wayne Bishop Dwenger
- 11 Indianapolis Cardinal Ritter
- 11 Sheridan
- 9 Warren Central
- 8 Andrean
- 8 Center Grove
- 8 Fort Wayne Snider
- 8 Lafayette Central Catholic
- 8 NorthWood

- 7 Evansville Mater Dei
- 7 Franklin Central
- 6 East Central
- 6 Jimtown
- 6 Lawrenceburg
- 6 New Palestine**
- 6 Tri-West Hendricks
- 6 Westfield**
- 5 Adams Central**
- 5 Evansville Memorial
- 5 Heritage Hills**
- 5 Jasper
- 5 Pioneer
- 5 Valparaiso
- 5 West Lafayette
- 5 Western Boone
- 5 Zionsville
- 4 Bremen
- 4 Brownsburg**
- 4 Columbus East
- 4 East Noble**
- 4 Eastbrook
- 4 Fountain Central
- 4 Goshen
- 4 Hamilton Southeastern
- 4 Indianapolis Lutheran
- 4 Indianapolis Scecina
- 4 Lowell
- 4 North Judson-San Pierre**
- 4 South Bend Saint Joseph
- 4 Southridge

STATE CHAMPIONSHIP COACHES

- 10 Rick Streiff
- 9 Matt Lindsay
- 9 Larry "Bud" Wright
- 8 Dick Dullaghan
- 7 Vince Lorenzano
- 7 Bruce Scifres
- 5 Chris Geesman
- 5 Eric Moore
- 5 Kevin O'Shea
- 4 Jim Belden
- 4 Rob Doyle
- 4 Don Howell
- 4 Bill Sharpe
- 4 Chuck Stephens
- 4 Kevin Wright
- 3 Mark Haste
- 3 Mike Hecklinski
- 3 Ty Hunt
- 3 Andy Johns
- 3 Mo Moriarity
- 3 Dave Pasch
- 3 Justin Pelley
- 3 Kyle Ralph**
- 3 Jayson West

CONSECUTIVE TOURNAMENT WINS

- 32: Indianapolis Cathedral, 2010-15
- 26: Fort Wayne Bishop Luers, 2009-13
- 26: Warren Central, 2003-07
- 25: Lafayette Central Catholic, 2009-13

2024 DEFENDING STATE CHAMPIONS (1)

- 3A: Fort Wayne Bishop Luers

2024 STATE RUNNERS-UP (3)

- 5A: Decatur Central
- 3A: Heritage Hills
- 2A: Adams Central

PLAYING FOR FIRST STATE TITLE (4)

- 5A: Decatur Central, Warsaw Community
- 1A: North Judson-San Pierre, Providence

FIRST TIME PARTICIPANTS (1)

- 5A: Warsaw Community

UNDEFEATED TEAMS (3)

- 4A: New Palestine (13-0)
- 1A: North Judson-San Pierre (14-0), Providence (13-0)

CONSECUTIVE STATE APPEARANCES

- 4: Adams Central (2A)
- 2: Decatur Central (5A), Fort Wayne Bishop Luers (3A), Heritage Hills (3A)

CONSECUTIVE VICTORIES

- 14: North Judson-San Pierre (1A)
- 13: Adams Central (2A), New Palestine (4A), Providence (1A)
- 12: East Noble (4A), Heritage Hills (3A)
- 9: Linton-Stockton (2A)
- 8: Decatur Central (5A)
- 7: Warsaw Community (5A), Westfield (6A)
- 5: Fort Wayne Bishop Luers (3A)
- 4: Brownsburg (6A)

CONSEC. TOURNAMENT VICTORIES

- 11: Fort Wayne Bishop Luers (3A)

KEEPING
EDUCATION
IN FRONT OF
ATHLETICS

SINCE 1903



STATE STATISTICAL LEADERS

Information courtesy of John Harrell's Indiana High School Football website

POINTS SCORED PER GAME

1. North Judson	54.07
2. Springs Valley	50.00
3. Brebeuf Jesuit	46.36
4. Cascade	46.27
5. Frontier	45.33
6. Brownstown	45.31
7. Northeastern	44.30
8. Indy Attucks	44.25
9. Lafayette Jeff	44.00
10. Madison-Grant	43.67
11. Griffith	42.82
12. Paoli	41.82
13. Knox	41.46
14. South Putnam	41.43
15. Indy Lutheran	41.29
16. West Noble	40.33
17. New Palestine	40.31
18. Maconaquah	40.15
19. S. Vermillion	40.00
20. Heritage Hills	39.93
21. Columbia City	39.60
22. North Decatur	39.50
23. Huntington North Tri	39.00
25. Crown Point	38.92
26. North Putnam	38.80
27. Lafayette CC	38.67
28. East Noble	38.64
29. Mississinewa	38.00
30. Greenwood Chr.	37.90
31. Tri-West	37.77
32. Martinsville	37.64
33. Logansport	37.45
34. Heritage Chr.	37.20
35. Park Tudor	37.10
36. Monrovia	37.08
37. Lawr. North	36.92
38. Southridge	36.73
39. Lebanon	36.67
40. Danville	36.50
41. Floyd Central	36.11
42. Culver Military	36.10
43. Knightstown	36.00
44. Garrett	35.93
45. Hanover Cent.	35.92
46. Adams Central	35.86
47. Ev. Memorial	35.58
48. Linton	35.21
49. Centerville Concord	35.18

POINTS ALLOWED PER GAME

1. Mississinewa	6.67
2. North Judson	7.14
3. West Noble	8.08
4. Elkhart	8.30
5. Maconaquah	8.38
6. New Palestine	8.77
7. Brownstown	9.23
8. Heritage Hills	9.43
9. Warren Central	9.58
10. Lawrenceburg	9.67
11. North Decatur	9.75
12. Adams Central	9.93
13. East Noble	10.29
14. Crown Point	10.31
15. Centerville	10.91
16. Logansport	11.18
17. Indy Lutheran	11.29
18. Springs Valley	11.50
19. Rochester	11.55
20. Tipton	11.58
21. Providence	11.77
22. Carroll (Flora)	11.82
23. FW Snider	11.91
24. Paoli	12.45
25. East Central	12.50
26. Cascade	12.64
27. Madison-Grant	12.67
28. Frontier	13.00
29. Andean	13.29
30. Lafayette CC	13.50
31. Merrillville New Prairie	13.54
33. South Putnam	13.64
34. Griffith	13.82
35. Westfield	13.85
36. Ev. Memorial SB St. Joseph	14.00
38. Scottsburg	14.09
39. Triton	14.17
40. Penn	14.45
41. Western Boone	14.55
42. Columbia City	14.60
43. S. Vermillion	14.82
44. Lawr. North	14.83
45. Mishawaka	15.00
Northview	15.00
47. Leo	15.09
48. FW Luers	15.14
49. Greenfield Wheeler	15.27

AVERAGE MARGIN OF VICTORY

1. North Judson	46.93
2. Springs Valley	38.50
3. Brownstown	36.08
4. Cascade	33.64
5. Frontier	32.33
6. West Noble	32.25
7. Maconaquah	31.77
8. New Palestine	31.54
9. Mississinewa	31.33
10. Madison-Grant	31.00
11. Heritage Hills	30.50
12. Indy Lutheran	30.00
13. North Decatur	29.75
14. Paoli	29.36
15. Griffith	29.00
16. Crown Point	28.62
17. Indy Attucks	28.50
18. East Noble	28.36
19. South Putnam	27.79
20. Northeastern	26.70
21. Lafayette Jeff	26.33
22. Logansport	26.27
23. Adams Central	25.93
24. S. Vermillion	25.18
25. Lafayette CC	25.17
26. Columbia City	25.00
27. Centerville	24.27
28. Rochester	23.18
29. Lawrenceburg	23.17
30. Carroll (Flora)	22.55
31. Lawr. North	22.08
32. Ev. Memorial	21.58
33. Providence	21.46
34. Scottsburg	21.00
35. Southridge	20.45
36. Elkhart	20.40
37. Merrillville	20.23
38. Westfield	20.15
39. Northview	20.10
40. Danville	19.70
41. Tri-West	19.31
42. Greenfield	19.27
43. Knox	19.08
44. New Prairie	18.62
45. Columbus North	18.60
46. East Central	18.58
47. Garrett	18.50
48. Huntington North	18.31
49. Warren Central	18.00
50. Lebanon	17.92

STATE STATISTICAL LEADERS

Information courtesy of John Harrell's Indiana High School Football website

POINTS SCORED PER GAME

Class 6A

1. Crown Point	38.92
2. Lawr. North	36.92
3. Westfield	34.00
4. Columbus North	33.90
5. Brownsburg	33.15
6. Center Grove	32.85
7. Carroll (FW)	31.08
8. Indy Cathedral	30.80
9. Ben Davis	30.73
10. Hamilton SE	29.55

Class 5A

1. Lafayette Jeff	44.00
2. Floyd Central	36.11
3. Concord	35.18
4. Hamm. Morton	35.10
5. Decatur Central	35.00
6. Warsaw	34.15
7. Merrillville	33.77
8. Plainfield	33.36
9. Castle	32.92
10. Blgtn. North	32.73

Class 4A

1. Brebeuf Jesuit	46.36
2. Indy Attucks	44.25
3. New Palestine	40.31
4. Columbia City	39.60
5. Huntington North	39.00
6. East Noble	38.64
7. Martinsville	37.64
8. Logansport	37.45
9. Lebanon	36.67
10. Danville	36.50

Class 3A

1. Cascade	46.27
2. Griffith	42.82
3. Knox	41.46
4. West Noble	40.33
5. Maconaquah	40.15
6. Heritage Hills	39.93
7. Mississinewa	38.00
8. Tri-West	37.77
9. Southridge	36.73
10. Garrett	35.93

Class 2A

1. Brownstown	45.31
2. Northeastern	44.30
3. Paoli	41.82
4. Indy Lutheran	41.29
5. S. Vermillion	40.00
6. North Putnam	38.80
7. Lafayette CC	38.67
8. Heritage Chr.	37.20
9. Park Tudor	37.10
10. Monrovia	37.08

Class 1A

1. North Judson	54.07
2. Springs Valley	50.00
3. Frontier	45.33
4. Madison-Grant	43.67
5. South Putnam	41.43
6. North Decatur	39.50
7. Tri	39.00
8. Greenwood Chr.	37.90
9. Knightstown	36.00
10. Carroll (Flora)	34.36
N. Vermillion	34.36
Tri-County	34.36

POINTS ALLOWED PER GAME

Class 6A

1. Elkhart	8.30
2. Warren Central	9.58
3. Crown Point	10.31
4. FW Snider	11.91
5. Westfield	13.85
6. Penn	14.45
7. Lawr. North	14.83
8. Columbus North	15.30
9. Carroll (FW)	16.33
10. Brownsburg	19.77

Class 5A

1. East Central	12.50
2. Merrillville	13.54
3. Michigan City	15.70
4. Ev. North	17.27
Plainfield	17.27
6. Lafayette Jeff	17.67
7. Warsaw	18.31
8. Castle	18.42
9. Blgtn. North	18.45
10. Concord	18.64

Class 4A

1. New Palestine	8.77
2. East Noble	10.29
3. Logansport	11.18
4. New Prairie	13.54
5. SB St. Joseph	14.00
6. Columbia City	14.60
7. Mishawaka	15.00
Northview	15.00
9. Leo	15.09
10. Greenfield	15.27

Class 3A

1. Mississinewa	6.67
2. West Noble	8.08
3. Maconaquah	8.38
4. Heritage Hills	9.43
5. Lawrenceburg	9.67
6. Cascade	12.64
7. Griffith	13.82
8. Ev. Memorial	14.00
9. Scottsburg	14.09
10. FW Luers	15.14

Class 2A

1. Brownstown	9.23
2. Adams Central	9.93
3. Centerville	10.91
4. Indy Lutheran	11.29
5. Rochester	11.55
6. Tipton	11.58
7. Paoli	12.45
8. Andean	13.29
9. Lafayette CC	13.50
10. Western Boone	14.55

Class 1A

1. North Judson	7.14
2. North Decatur	9.75
3. Springs Valley	11.50
4. Providence	11.77
5. Carroll (Flora)	11.82
6. Madison-Grant	12.67
7. Frontier	13.00
8. South Putnam	13.64
9. Triton	14.17
10. Tri-County	16.64

AVERAGE MARGIN OF VICTORY

Class 6A

1. Crown Point	28.62
2. Lawr. North	22.08
3. Elkhart	20.40
4. Westfield	20.15
5. Columbus North	18.60
6. Warren Central	18.00
7. Carroll (FW)	14.75
8. Brownsburg	13.38
9. Penn	12.55
10. FW Snider	12.00

Class 5A

1. Lafayette Jeff	26.33
2. Merrillville	20.23
3. East Central	18.58
4. Concord	16.55
5. Plainfield	16.09
6. Warsaw	15.85
7. Decatur Central	15.08
8. Castle	14.50
9. Blgtn. North	14.27
10. Floyd Central	12.78

Class 4A

1. New Palestine	31.54
2. Indy Attucks	28.50
3. East Noble	28.36
4. Logansport	26.27
5. Columbia City	25.00
6. Northview	20.10
7. Danville	19.70
8. Greenfield	19.27
9. New Prairie	18.62
10. Huntington North	18.31

Class 3A

1. Cascade	33.64
2. West Noble	32.25
3. Maconaquah	31.77
4. Mississinewa	31.33
5. Heritage Hills	30.50
6. Griffith	29.00
7. Lawrenceburg	23.17
8. Ev. Memorial	21.58
9. Scottsburg	21.00
10. Southridge	20.45

Class 2A

1. Brownstown	36.08
2. Indy Lutheran	30.00
3. Paoli	29.36
4. Northeastern	26.70
5. Adams Central	25.93
6. S. Vermillion	25.18
7. Lafayette CC	25.17
8. Centerville	24.27
9. Rochester	23.18
10. Linton	17.00

Class 1A

1. North Judson	46.93
2. Springs Valley	38.50
3. Frontier	32.33
4. Madison-Grant	31.00
5. North Decatur	29.75
6. South Putnam	27.79
7. Carroll (Flora)	22.55
8. Providence	21.46
9. Tri-County	17.73
10. Tri	16.64

STATE STATISTICAL LEADERS



PASSING YARDS

Rank	Name	School	Class Year	Position	Yds	Y/G	Cmp	Att	Pct	TD Passes	Int	Pct	GP
1	Maverick Geske	Brebeuf Jesuit Preparatory (Indianapolis, IN)	Senior	QB	4039	367.2	211	346	.610	40	11	126.8	11
2	Brock Shank	Northwestern (Kokomo, IN)	Senior	QB	3239	323.9	184	301	.611	37	11	122.2	10
3	Devin Craig	Lapel (IN)	Junior	QB, FS	3231	248.5	234	355	.659	30	10	111.4	13
4	Aiden Robinson	Maconaquah (Bunker Hill, IN)	Sophomore	QB	3155	286.8	216	299	.722	42	7	136.1	11
5	Dominic Garzolini	South Vermillion (Clinton, IN)	Senior	QB	3151	286.5	176	272	.647	44	6	134.7	11
6	A.J Reynolds	Martinsville (IN)	Senior		3105	221.8	213	315	.676	38	13	121.9	14
7	Keyen Crowder	Lafayette Jefferson (Lafayette, IN)	Senior	QB	3085	257.1	239	329	.726	40	8	131.1	12
8	Cole Stephens	Greencastle (IN)	Sophomore	QB	2812	234.3	196	313	.626	29	6	114.6	12
9	Bobby Metzger	Lafayette Central Catholic (Lafayette, IN)	Senior		2779	231.6	191	281	.680	34	9	126.2	12
10	Matthew Fisher	Evansville Memorial (Evansville, IN)	Senior	QB, DB	2779	231.6	185	268	.690	34	1	140.8	12

RUSHING YARDS

Rank	Name	School	Class Year	Position	Yds	Y/G	Avg	#	Lng	Run	FB	GP
1	Myles McLaughlin	Knox (IN)	Junior	SB, OLB	2830	217.7	10.0	284	70	42	8	13
★ 2	Josh Ranes	New Palestine (IN)	Junior	RB, LB	2072	148.0	10.6	196	89	26	3	14
3	Christian Hamilton	Springs Valley (French Lick, IN)	Senior	RB, CB	2057	205.7	14.2	145	95	31	3	10
4	Braylon Townsend	Bloomington South (Bloomington, IN)	Junior	RB	1973	164.4	6.3	314	56	24		12
★ 5	Kole Wilcox	North Judson-San Pierre (North Judson, IN)	Senior	RB, LB	1942	138.7	13.3	146	91	39	2	14
6	Alex Leugers	Franklin Community (Franklin, IN)	Senior	RB, ATH	1904	173.1	8.0	237	95	18	2	11
7	Noah Bryant	Monrovia (IN)	Senior	SS, OLB	1902	158.5	10.3	185	94	20	2	12
8	Marco Castro	Kankakee Valley (Wheatfield, IN)	Senior	RB, OLB	1896	172.4	6.5	291	88	19	3	11

STATE STATISTICAL LEADERS



RECEIVING YARDS

Rank	Name	School	Class Year	Position	Yds	Y/G	Avg	#	Lng	Rec	GP
1	Taylor Clark	Brebeuf Jesuit Preparatory (Indianapolis, IN)	Senior	WR	1599	145.4	27.1	59	80	20	11
2	Jonanthony Hall	Fishers (IN)	Senior	WR	1423	118.6	15.6	91	80	12	12
3	Hunter Stroud	Martinsville (IN)	Senior		1418	101.3	13.4	106	63	16	14
4	Hayden Cook	Northwestern (Kokomo, IN)	Senior	WR	1320	120.0	20.6	64	71	18	11
5	Fuddy Kile	Maconaquah (Bunker Hill, IN)	Senior	WR, DB	1301	100.1	16.5	79	82	18	13
6	Tyler Champion	Hamilton Heights (Arcadia, IN)	Senior	WR, CB	1158	115.8	21.1	55	95	10	10
7	Andre Fancher	Lafayette Jefferson (Lafayette, IN)	Senior	FS, SB	1144	95.3	13.1	87	73	13	12
★ 8	Branden Sharpe	Brownsburg (IN)	Sophomore	WR	1132	87.1	17.7	64	68	6	13
9	Luke Ellspermann	Evansville Memorial (Evansville, IN)	Senior	WR, DB	1113	92.8	15.2	73	80	17	12
10	Aden Wallace	South Vermillion (Clinton, IN)	Senior	WR, DB	1060	96.4	18.0	59	80	15	11

TACKLES

Rank	Name	School	Class Year	Position	Tot	Tckl/G	Solo	Ast	TFL	Sak	GP
1	Keenan Mowery-Shields	South Putnam (Greencastle, IN)	Sophomore	OLB, T	208	16.0	117	91	15.5	2.5	13
2	Abe Edwards	Eastern (Greentown, IN)	Sophomore	ILB, TE	202	15.5	127	75	11.0	13	
3	Alex Broshears	Evansville Memorial (Evansville, IN)	Senior	WR, LB	177	14.8	111	66	16.0	12	
★ 4	Corey Andrews	Linton-Stockton (Linton, IN)	Junior	T, ILB	175	12.5	62	113	14.5	.5	14
5	Jonathan Pearson	Tri-County (Wolcott, IN)	Senior	RB, MLB	165	15.0	73	92	12.0	11	
6	Kavion Campbell	Lafayette Jefferson (Lafayette, IN)	Sophomore	RB, OLB	163	13.6	72	91	2.0	12	
7	Isaiah Young	Lapel (IN)	Sophomore	MLB	162	13.5	88	74	9.0	3.0	12
8	Leo Dellinger	Twin Lakes (Monticello, IN)	Senior	WR, FS	160	14.5	104	56	2.0	11	
9	Parker Welker	Greencastle (IN)	Sophomore	TE, MLB	157	13.1	87	70	14.0	12	
10	Carson Caulkins	Cloverdale (IN)	Senior	LB, WR	155	15.5	94	61	4.0	4.0	10

STATE STATISTICAL LEADERS



SACKS

Rank	Name	School	Class Year	Position	Sak	Sck/G	Yds	Hur	GP
1	Ryan Delgatto	Lafayette Central Catholic (Lafayette, IN)	Senior		22.0	2.0	129	6	11
2	Azharl Jackson	Evansville Reitz (Evansville, IN)	Junior	WR, DT	16.0	1.2	117	13	
3	Evan Saevre	Columbus North (Columbus, IN)	Senior	OLB, RB	15.0	1.5	36	10	
4	Kimar Nelson	Fort Wayne Wayne (Fort Wayne, IN)	Senior	MLB, RB	14.5	1.8	102	8	
★ 5	Mykul Campbell	Decatur Central (Indianapolis, IN)	Junior	ATH	14.0	1.2	107	16	12
6	Demetrius Davis	Indianapolis Shortridge (Indianapolis, IN)	Senior	LB, TE	12.5	1.4	43	14	9
7	Adrian Holley	Michigan City (IN)	Senior	DE, OT	12.5	1.4	9		
8	Giovani Bailey-Hannah	Hammond Central (Hammond, IN)	Senior	OLB, MLB	12.0	1.3	107	9	
9	Nick Ratkovich	Boone Grove (Valparaiso, IN)	Senior	DE, RB	12.0	1.2	50	10	
10	Raishaun Mchaney	Indianapolis Lutheran (Indianapolis, IN)	Senior	T, DE	12.0	1.0	97	12	

INTERCEPTIONS

Rank	Name	School	Class Year	Position	Int	Int/G	GP
★ 1	Jesiah Mcdaniel	North Judson-San Pierre (North Judson, IN)	Senior	QB, FS	13	0.9	14
2	MADDEN BERIAULT	Warren Central (Indianapolis, IN)	Senior	CB, FS	10	0.8	61
★ 3	Dee Hogue	Fort Wayne Bishop Luers (Fort Wayne, IN)	Junior	FS, WR	9	0.8	76
4	Ty Rakan	Culver Academies (Culver, IN)	Junior	SB, OLB	8	0.8	0
5	Gavin Smith	Columbia City (IN)	Junior	DB, HB	8	0.8	244
6	Mark Zackery	Ben Davis (Indianapolis, IN)	Senior	CB, WR	8	0.7	253
7	Cayden Walker	Logansport (IN)	Senior		8	0.7	51
★ 8	Alex Scott	East Noble (Kendallville, IN)	Sophomore	WR, DB	8	0.6	58
9	Aj Kelly	Maconaquah (Bunker Hill, IN)	Senior	WR, DB	8	0.6	149
10	Camden Haywood	Southridge (Huntingburg, IN)	Junior		7	0.7	129



COLTS
PROUD PRESENTING PARTNER

**WHO WILL
BE THE
CHAMPIONS?**

*State
Finals*
IHSAA

The IHSAA is grateful to have partners like the Indianapolis Colts, who allow for Indiana student-athletes to compete in world class venues like Lucas Oil Stadium and walk away with memories that will last a lifetime.



#ThisIsYourIHSAA #IHSAA

CLASS 1A STATE CHAMPIONSHIP NOTABLES

Team Statistical Comparison



NJSP	Category	Providence
54.1	Points Per Game	33.2
N/A	First Downs Per Game	25.0
392.7	Rushing Yards Per Game	226.5
52.2	Passing Yards Per Game	94.9
444.9	Total Yards Per Game	321.4



NORTH JUDSON-SAN PIERRE BLUEJAYS (14-0)

Rankings | AP: #1 | Coaches: #1 | USA Today: #1
Overall Streak: W14
Tournament Streak: W5

- Top-ranked North Judson-San Pierre playing in its first state championship game in 38 years and fourth overall.
- Bluejays playing for school's first football state championship and perfect 15-0 season after three previous runner-up finishes.
- One of three unbeaten teams playing this weekend and the only title matchup featuring two undefeated teams.
- Team leads the state in scoring (54.1 ppg) and margin of victory (46.9 ppg). Defense ranks second in the state in points allowed (7.1 ppg).
- Bluejays shut out four consecutive opponents this season and six total including their 46-0 rout of South Adams for the semi-state crown.
- Team beat LaVille 44-18 to win its fourth straight sectional championship and fifth in six years.
- Hoosier North Conference champions with 7-0 record.
- North Judson's three previous state runner-up teams were each coached by Hall of Fame coach Russ Radtke.

Football State Tournament History

IHSAA Membership: 1909-present
First Football State Tournament Appearance: 1977 playoffs
State Tournament Record: 79-45 (.637)

Runner-Up (3) 1980 (1A), 1984 (1A), 1986 (1A)
State Finals Appearances (4) 1980 (1A), 1984 (1A), 1986 (1A), 2024 (1A)
Semi-State Championships (3) 1984 (1A), 1986 (1A), 2024 (1A)
Regional Championships (9) 1980 (1A), 1981 (1A), 1984 (1A), 1986 (1A), 2002 (2A), 2021 (1A), 2022 (1A), 2023 (1A), 2024 (1A)
Sectional Championships (17) 1979 (1A), 1980 (1A), 1981 (1A), 1984 (1A), 1985 (1A), 1986 (1A), 1989 (2A), 1996 (2A), 1999 (2A), 2000 (2A), 2002 (2A), 2004 (2A), 2019 (1A), 2021 (1A), 2022 (1A), 2023 (1A), 2024 (1A)

School's IHSAA State Championship History (1)
Girls Volleyball (1) 2018 (2A)

PROVIDENCE PIONEERS (13-0)

Rankings | AP: #3 | Coaches: #2 | USA Today: #2
Overall Streak: W13
Tournament Streak: W5

- Providence playing in its first state championship game in 31 years and third overall.
- Pioneers battling for school's first football state championship after settling for state runner-up on two previous trips.
- Team looking to cap school's first perfect 14-0 season.
- Pioneers defeated two ranked opponents this tournament in #7 Springs Valley and #6 South Putnam. Now will face #1 NJSP for all the marbles.
- Providence hosted the inaugural Class 1A football state championship game in 1973 but fell to Mishawaka Marian 21-14.
- School's girls soccer team finished as the Class 1A state runner-up (lost to Faith Christian 2-1) at IU Indianapolis on Nov. 1.
- The Providence baseball team won the 2A state championship last June and threw the first no-hitter in championship game history with a 9-0 win over Illiana Christian.

Football State Tournament History

IHSAA Membership: 1953-present
First Football State Tournament Appearance: 1973 playoffs
State Tournament Record: 60-46 (.566)

Runner-Up (2) 1973 (1A), 1993 (2A)
State Finals Appearances (3) 1973 (1A), 1993 (2A), 2024 (1A)
Semi-State Championships (2) 1993 (2A), 2024 (1A)
Regional Championships (2) 1993 (2A), 2024 (1A)
Sectional Championships (9) 1982 (2A), 1985 (3A), 1993 (2A), 1994 (2A), 2007 (2A), 2017 (2A), 2022 (1A), 2023 (1A), 2024 (1A)

School's IHSAA State Championship History (11)
Baseball (3) 2016 (2A), 2021 (2A), 2024 (2A)
Boys Basketball (1) 2022 (2A)
Boys Soccer (1) 2020 (1A)
Girls Soccer (1) 2011 (1A)
Girls Volleyball (5) 2013 (2A), 2014 (2A), 2015 (3A),

CLASS 2A STATE CHAMPIONSHIP NOTABLES

Team Statistical Comparison



Adams Central	Category	Linton
35.9	Points Per Game	31.8
14.8	First Downs Per Game	15.0
282.7	Rushing Yards Per Game	237.0
49.0	Passing Yards Per Game	158.0
331.7	Total Yards Per Game	465.0



ADAMS CENTRAL FLYING JETS (13-1)

Rankings | AP: #4 | Coaches: #4 | USA Today: #4
Overall Streak: W13
Tournament Streak: W5

- Adams Central making its fourth consecutive state championship game appearance and first in Class 2A.
- Team is chasing its second state title (2000) after settling for runner-up finishes to Indianapolis Lutheran in the last three Class 1A title games.
- Ninth different school to play in four consecutive state championship games. Center Grove's four straight in 6A (019-22) is the most recent.
- Linton-Stockton will be first top 10 team they've faced this tournament.
- One of four returning state finalists from a year ago and one of three that finished as runner-up (Decatur Central, Heritage Hills).
- AC ranks 23rd in the state in margin of victory (25.9 ppg) and 12th (second in 2A) in points allowed (9.9 ppg).
- Allen County Conference champions with a 6-0 record for the fourth straight season.

Football State Tournament History

IHSAA Membership: 1949-present
First Football State Tournament Appearance: 1981 (Class 1A playoff)
State Tournament Record: 110-40 (.733)

State Champion (1) 2000 (1A)
Runner-Up (3) 2021 (1A), 2022 (1A), 2023 (1A)
State Finals Appearances (5) 2000 (1A), 2021 (1A), 2022 (1A), 2023 (1A), 2024 (2A)
Semi-State Champion (5) 2000 (1A), 2021 (1A), 2022 (1A), 2023 (1A), 2024 (2A)
Regional Champion (17) 1984 (1A), 1985 (1A), 1986 (1A), 1993 (1A), 1997 (1A), 1998 (1A), 1999 (1A), 2000 (1A), 2003 (1A), 2005 (1A), 2016 (1A), 2018 (1A), 2019 (1A), 2021 (1A), 2022 (1A), 2023 (1A), 2024 (2A)
Sectional Champion (25) 1981 (1A), 1984 (1A), 1985 (1A), 1986 (1A), 1987 (1A), 1993 (1A), 1994 (1A), 1995 (1A), 1997 (1A), 1998 (1A), 1999 (1A), 2000 (1A), 2003 (1A), 2004 (1A), 2005 (1A), 2006 (1A), 2011 (1A), 2015 (1A), 2016 (1A), 2018 (1A), 2019 (1A), 2021 (1A), 2022 (1A), 2023 (1A), 2024 (2A)

School's IHSAA State Championship History (1)
Football (1) 2000 (1A)

LINTON-STOCKTON MINERS (12-2)

Rankings | AP: #7 | Coaches: T#6 | USA Today: #7
Overall Streak: W9
Tournament Streak: W5

- Linton-Stockton playing in first state championship game since winning the 2016 title in Class 1A.
- With its semi-state win, Linton-Stockton ended Indianapolis Lutheran's 21-game state tournament winning streak which ranks tied for 9th in state history.
- Miners will play their fourth top-five team this tournament and third in a row when they face #4 Adams Central. Team beat #5 South Vermillion, #3 Brownstown Central, and #2 Indianapolis Lutheran.
- Linton has won nine straight contests, including four on the road.
- 12th year head coach Brian Oliver has led the Miners to all three of their championship game appearances.

Football State Tournament History

IHSAA Membership: 1905-present
First Football State Tournament Appearance: 1982 playoffs
State Tournament Record: 84-40 (.677)

State Champion (1) 2016 (1A)
Runner-Up (1) 2015 (1A)
State Finals Appearances (3) 2015 (1A), 2016 (1A), 2024 (2A)
Semi-State Championships (3) 2015 (1A), 2016 (1A), 2024 (2A)
Regional Championships (12) 1986 (1A), 1997 (1A), 1998 (1A), 2004 (1A), 2008 (1A), 2011 (1A), 2012 (1A), 2013 (1A), 2015 (1A), 2016 (1A), 2022 (2A), 2024 (2A)
Sectional Championships (16) 1984 (1A), 1986 (1A), 1997 (1A), 1998 (1A), 2004 (1A), 2007 (1A), 2008 (1A), 2009 (1A), 2011 (1A), 2012 (1A), 2013 (1A), 2014 (1A), 2015 (1A), 2016 (1A), 2022 (2A), 2024 (2A)

School's IHSAA State Championship History (4)
Girls Basketball (2) 2020 (2A), 2021 (2A)
Football (1) 2016 (1A)
Boys Track & Field (1) 1910

CLASS 3A STATE CHAMPIONSHIP NOTABLES

Team Statistical Comparison



Luers	Category	Heritage
25.9	Points Per Game	39.9
11.9	First Downs Per Game	14.2
170.7	Rushing Yards Per Game	226.5
95.2	Passing Yards Per Game	124.0
265.9	Total Yards Per Game	350.5



FORT WAYNE BISHOP LUERS KNIGHTS (10-4)

Rankings | AP: N/R | **Coaches:** N/R | **USA Today:** N/R
Overall Streak: W5
Tournament Streak: W11

- The lone returning state champion from a year ago, Fort Wayne Bishop Luers advances to its 17th state championship game (tied for second in state history) and third in five years.
- Knights chasing school's 13th football state title (third-most in state history) and playing in the 3A title game for the first time. Previous 12 have all come in Class 2A. School last played in 3A from 2013-18.
- Team will face fourth consecutive top 10 team in #2 Heritage Hills.
 def. #4 Mississinewa 34-28 to win its third straight sectional crown and first in 3A since 2018
 def. #10 Maconquah 31-28 to win third straight regional title
 def. #7 Garrett 28-14 after rallying from a 14-0 halftime deficit to repeat as semi-state champion
- Last four-loss state champion in 3A was two years ago when Indianapolis Bishop Chatard finished 11-4.
- Head coach Kyle Lindsay, along with father Matt, is one of seven father-son combos to coach in a state title game. Last year, they became fourth set to see both father and son win a state championship. Kyle also won state titles as a Luers player in 1999 and 2001.

Football State Tournament History

IHSAA Membership: 1957-present

First Football State Tournament Appearance: 1983 (Class 2A playoffs)

State Tournament Record: 154-29 (.842)

State Champion (12) 1985 (2A), 1989 (2A), 1992 (2A), 1999 (2A), 2001 (2A), 2002 (2A), 2007 (2A), 2009 (2A), 2010 (2A), 2011 (2A), 2012 (2A), 2023 (2A)

Runner-Up (5) 1983 (2A), 1991 (2A), 1996 (2A), 2000 (2A), 2020 (2A)

State Finals Appearances (18) 1983 (2A), 1985 (2A), 1989 (2A), 1991 (2A), 1992 (2A), 1996 (2A), 1999 (2A), 2000 (2A), 2001 (2A), 2002 (2A), 2007 (2A), 2009 (2A), 2010 (2A), 2011 (2A), 2012 (2A), 2020 (2A), 2023 (2A), 2024 (3A)

Semi-State Championships (18) 1983 (2A), 1985 (2A), 1989 (2A), 1991 (2A), 1992 (2A), 1996 (2A), 1999 (2A), 2000 (2A), 2001 (2A), 2002 (2A), 2007 (2A), 2009 (2A), 2010 (2A), 2011 (2A), 2012 (2A), 2020 (2A), 2023 (2A), 2024 (3A)

Regional Championships (23) 1983 (2A), 1985 (2A), 1986 (2A), 1989 (2A), 1991 (2A), 1992 (2A), 1993 (2A), 1996 (2A), 1999 (2A), 2000 (2A), 2001 (2A), 2002 (2A), 2007 (2A), 2009 (2A), 2010 (2A), 2011 (2A), 2012 (2A), 2014 (3A), 2018 (3A), 2020 (2A), 2022 (2A), 2023 (2A), 2024 (3A)

Sectional Championships (28) 1983 (2A), 1984 (2A), 1985 (2A), 1986 (2A), 1987 (2A), 1989 (2A), 1990 (2A), 1991 (2A), 1992 (2A), 1993 (2A), 1996 (2A), 1999 (2A), 2000 (2A), 2001 (2A), 2002 (2A), 2005 (3A), 2007 (2A), 2009 (2A), 2010 (2A), 2011 (2A), 2012 (2A), 2014 (3A), 2017 (3A), 2018 (3A), 2020 (2A), 2022 (2A), 2023 (2A), 2024 (3A)

HERITAGE HILLS PATRIOTS (13-1)

Rankings | AP: #3 | **Coaches:** #2 | **USA Today:** #2
Overall Streak: W12
Tournament Streak: W5

- Second-ranked Heritage Hills returns to the 3A title game after settling for its third runner-up finish a year ago. They are one of four returning state finalists.
- Patriots making their fifth appearance in the 3A state championship and third in six years.
- HH aiming for second state title overall and first in 24 years.
- Heritage Hills emerged the victor from the Sectional 32 meatgrinder where the top three teams in the state resided. They topped #3 Gibson Southern 35-18 for the second time this season in the opener and took down top-ranked Evansville Memorial 38-24 to repeat as sectional champs two weeks later.
- Big School Division champions of the Pocket Athletic Conference (PAC) with a 5-0 record.
- Thirteenth year coach Todd Wilkerson won his 100th career victory with a 43-7 win at North Posey on Sept. 20.

Football State Tournament History

IHSAA Membership: 1972-present

First Football State Tournament Appearance: 1985 (first year for the all-in tournament format)

State Tournament Record: 92-38 (.708)

State Champion (1) 2000 (3A)

Runner-Up (3) 2004 (3A), 2019 (3A), 2023 (3A)

State Finals Appearances (5) 2000 (3A), 2004 (3A), 2019 (3A), 2023 (3A), 2024 (3A)

Semi-State Championships (5) 2000 (3A), 2004 (3A), 2019 (3A), 2023 (3A), 2024 (3A)

Regional Championships (12) 1996 (3A), 2000 (3A), 2001 (3A), 2002 (3A), 2003 (3A), 2004 (3A), 2005 (3A), 2007 (3A), 2014 (3A), 2019 (3A), 2023 (3A), 2024 (3A)

Sectional Championships (15) 1996 (3A), 1997 (3A), 2000 (3A), 2001 (3A), 2002 (3A), 2003 (3A), 2004 (3A), 2005 (3A), 2007 (3A), 2008 (3A), 2009 (3A), 2014 (3A), 2019 (3A), 2023 (3A), 2024 (3A)

School's IHSAA State Championship History (1)

Football (1) 2000 (3A)

CLASS 4A STATE CHAMPIONSHIP NOTABLES

Team Statistical Comparison



East Noble	Category	New Pal
38.6	Points Per Game	38.9
N/A	First Downs Per Game	16.9
242.2	Rushing Yards Per Game	263.6
115.8	Passing Yards Per Game	141.9
358.0	Total Yards Per Game	395.5



EAST NOBLE KNIGHTS (13-1)

Rankings | AP: #2 | Coaches: #2 | USA Today: #2
Overall Streak: W12
Tournament Streak: W5

- Second-ranked East Noble, riding a 12-game winning streak, has advanced to its second 4A championship game in five years.
- Knights attempting to win school's second football state championship and first in 24 years. Program has settled for runner-up finishes in its last two trips.
- Team ranks sixth in 4A in scoring (38.6 ppg) and second to New Palestine in points allowed (10.3 ppg).
- Last Friday, East Noble rallied with a fourth quarter TD against sixth-ranked Mishawaka and a late interception all but sealed the semi-state title with an 18-13 road win.
- Team's lone loss of the season came in Week 2 - a 35-10 setback on the road to last year's 5A state champion Fort Wayne Snider.
- Northeast 8 Conference champions with a 7-0 record this season.
- Coach Alex Stewart is in his first year at East Noble after seven years in charge at Western HS in Russiaville.

Football State Tournament History

IHSAA Membership: 1966-present
First Football State Tournament Appearance: 1985
 (first year for the all-in tournament format)
State Tournament Record: 42-38 (.525)

State Champion (1) 2000 (4A)
Runner-Up (2) 2003 (4A), 2019 (4A)
State Finals Appearances (4) 2000 (4A), 2003 (4A), 2019 (4A), 2024 (4A)
Semi-State Championships (4) 2000 (4A), 2003 (4A), 2019 (4A), 2024 (4A)
Regional Championships (4) 2000 (4A), 2003 (4A), 2019 (4A), 2024 (4A)
Sectional Championships (6) 1999 (4A), 2000 (4A), 2003 (4A), 2019 (4A), 2020 (4A), 2024 (4A)

School's IHSAA State Championship History (1)
Football (1) 2000 (4A)

NEW PALESTINE DRAGONS (13-0)

Rankings | AP: #1 | Coaches: #1 | USA Today: #1
Overall Streak: W13
Tournament Streak: W5

- Top-ranked New Palestine competing in its sixth state championship game and fifth in last 11 years.
- Dragons aiming to become 20th school to win four or more football state championships. A victory would be their second 4A crown (2014) to bookend a pair of 5A titles in 2018 and 2019.
- New Pal attempting to become the fourth undefeated state championship team in school history. The 2014 team finished 15-0 while 2018 and 2019 ended 14-0.
- Will face third consecutive top five team on Friday in #2 East Noble. Turned away Indianapolis Bishop Chatard, last year's 3A champ, in OT 28-21 followed by a 43-7 rout of #4 Martinsville in the semi-state.
- Team ranks third in 4A scoring (40.3 ppg), first in 4A scoring allowed (8.8 ppg), and first in margin of victory (31.5 ppg).
- Twelfth year coach Kyle Ralph would become 16th coach in state history to win four titles with a victory.
- Hoosier Heritage Conference champions with a 7-0 record this season.
- School's softball team finished as Class 4A state runner-up last June after a walk-off 2-1 loss to Hamilton Southeastern.

Football State Tournament History

IHSAA Membership: 1915-present
First Football State Tournament Appearance: 1983
State Tournament Record: 79-38 (.675)

State Champion (3) 2014 (4A), 2018 (5A), 2019 (5A)
Runner-Up (2) 1990 (3A), 2015 (5A)
State Finals Appearances (6) 1990 (3A), 2014 (4A), 2015 (5A), 2018 (5A), 2019 (5A), 2024 (4A)
Semi-State Championships (6) 1990 (3A), 2014 (4A), 2015 (5A), 2018 (5A), 2019 (5A), 2024 (4A)
Regional Championships (9) 1987 (3A), 1990 (3A), 2013 (4A), 2014 (4A), 2015 (5A), 2018 (5A), 2019 (5A), 2023 (4A), 2024 (4A)
Sectional Championships (15) 1987 (3A), 1989 (3A), 1990 (3A), 2004 (3A), 2005 (3A), 2009 (4A), 2013 (4A), 2014 (4A), 2015 (5A), 2018 (5A), 2019 (5A), 2021 (5A), 2022 (4A), 2023 (4A), 2024 (4A)

School's IHSAA State Championship History (10)
Baseball (1) 2004 (3A)
Football (3) 2014 (4A), 2018 (5A), 2019 (5A)
Softball (6) 2004 (3A), 2008 (3A), 2009 (3A), 2017 (3A), 2018 (3A), 2019 (3A)

CLASS 5A STATE CHAMPIONSHIP NOTABLES

Team Statistical Comparison



Warsaw	Category	Decatur
34.2	Points Per Game	31.1
17.0	First Downs Per Game	15.9
281.5	Rushing Yards Per Game	191.8
38.9	Passing Yards Per Game	163.8
320.4	Total Yards Per Game	356.5



WARSAW TIGERS (10-3)

Rankings | AP: T#9 | Coaches: #10 | USA Today: #10
Overall Streak: W7
Tournament Streak: W4

- The Cinderella team of this year's state finals, 10th ranked Warsaw will be playing in its first state championship game in Saturday night's finale.
- The Tigers are the lone first-time finalist of this year's state championship games.
- After a 3-3 start to the season, the Tigers have won seven straight games including tournament wins over #1 Concord, #2 Lafayette Jefferson, and #3 Merrillville in consecutive weeks.
- The last Warsaw team to reach a state championship game was its 2012 Class 2A boy soccer team which finished as runner-up that season. With a win, this would be Warsaw's first state championship in a fall sport. The school's last state title was won in Unified Track & Field in 2016.
- Warsaw ranks sixth in 5A in points scored (34.2 ppg) and seventh in points allowed (18.3 ppg).
- Finished T2 in the Northern Lakes Conference with a 5-2 record this season.
- Team avenged one of its regular season losses beating top-ranked Concord on the road 31-28 to win the school's second-ever sectional title on Nov. 8.
- Seventh year coach Bart Curtis also coached Mishawaka to the 2012 4A state runner-up finish.

Football State Tournament History

IHSAA Membership: 1904-15; 1916-present
First Football State Tournament Appearance: 1985
 (first year for the all-in tournament format)
State Tournament Record: 22-39 (.361)

State Finals Appearances (1) 2024 (5A)
Semi-State Championships (1) 2024 (5A)
Regional Championships (1) 2024 (5A)
Sectional Championships (2) 2019 (6A), 2024 (5A)

School's IHSAA State Championship History (7)

Boys Basketball (1) 1984
Girls Basketball (2) 1976, 1978
Boys Golf (1) 2005
Softball (1) 1991
Unified Track & Field (2) 2014, 2016

DECATUR CENTRAL HAWKS (10-2)

Rankings | AP: #4 | Coaches: #4 | USA Today: #4
Overall Streak: W8
Tournament Streak: W4

- Decatur Central returns to the 5A title game after last year's state runner-up finish and making third trip to this game in the last six seasons.
- Hawks, looking to finish with a ninth straight win, are aiming for first football state title on Saturday night.
- Team scoring at a 35.0 clip this season ranking fifth in Class 5A just ahead of Warsaw's 34.2 ppg.
- Have eliminated two ranked foes this tournament:
 def. #5 Plainfield 35-7 to repeat as sectional champion
 def. #7 East Central, the 4A champion the last two years, 21-16, to repeat as regional champ
- Also eliminated Bloomington South for the second straight year in the semi-state taking a 27-13 road win to earn this trip to Lucas Oil Stadium.
- Mid-State Conference tri-champions (with Martinsville and Plainfield) with a 5-2 record this season.
- Kyle Enright, ninth year DC head coach, won his 80th career game with the semi-state win. He was an assistant coach on Warren Central's three consecutive state championship teams from 2004-06. With a win on Saturday, Enright and his father Dave, who led HSE to the 1981 1A crown, would become the fifth father-son combo to win a football state championship (Wright, Hart, Lidy and Lindsay are the others).

Football State Tournament History

IHSAA Membership: 1931-present
First Football State Tournament Appearance: 1985
 (first year for the all-in tournament format)
State Tournament Record: 45-39 (.536)

State Runner-Up (2) 2018 (5A), 2023 (5A)
State Finals Appearances (3) 2018 (5A), 2023 (5A), 2024 (5A)
Semi-State Championships (3) 2018 (5A), 2023 (5A), 2024 (5A)
Regional Championships (3) 2018 (5A), 2023 (5A), 2024 (5A)
Sectional Championships (4) 2005 (5A), 2018 (5A), 2023 (5A), 2024 (5A)

School's IHSAA State Championship History (2)

Baseball (1) 2008 (4A)
Softball (1) 2018 (4A)

CLASS 6A STATE CHAMPIONSHIP NOTABLES

Team Statistical Comparison



Westfield	Category	Brownsburg
34.0	Points Per Game	33.2
17.0	First Downs Per Game	18.4
188.0	Rushing Yards Per Game	173.1
149.0	Passing Yards Per Game	219.2
337.0	Total Yards Per Game	392.2



WESTFIELD SHAMROCKS (12-1)

Rankings | AP: #3 | Coaches: #2 | USA Today: #3
Overall Streak: W7
Tournament Streak: W4

- In the first 6A state championship game between Hoosier Crossroads Conference rivals, Westfield has advanced to its sixth title game and first in three seasons.
- Shamrocks chasing school's second football crown and first in 6A (2016 5A).
- Westfield will look to avenge its only loss of the season, a 17-13 defeat at Brownsburg in Week 6 (Sept. 28).
- Westfield and Brownsburg tied for the Hoosier Crossroads Conference title with 6-1 records.
- Rocks rank third in 6A in scoring (34.0 ppg) and fifth in points allowed (13.9 ppg).
- This will be the second-ranked team the Rocks have faced in its five tournament games. The team pounded third-ranked Crown Point 30-7 in Friday's semi-state championship game.
- With a victory, coach Josh Miracle would become the seventh individual to win a state championship in his first year as a head coach. The most recent was Ben Davis' Russ Mann who won the 6A crown last year.
- School's boys golf team has finished as state runner-up the last three years.

Football State Tournament History

IHSAA Membership: 1904-present
First Football State Tournament Appearance: 1974 playoffs
State Tournament Record: 63-39 (.618)

State Champion (1) 2016 (5A)
Runner-Up (4) 1992 (2A), 2013 (5A), 2020 (6A), 2021 (6A)
State Finals Appearances (6) 1992 (2A), 2013 (5A), 2016 (5A), 2020 (6A), 2021 (6A), 2024 (6A)
Semi-State Championships (6) 1992 (2A), 2013 (5A), 2016 (5A), 2020 (6A), 2021 (6A), 2024 (6A)
Regional Championships (8) 1992 (2A), 1993 (2A), 2013 (5A), 2016 (5A), 2020 (6A), 2021 (6A), 2023 (6A), 2024 (6A)
Sectional Championships (14) 1986 (1A), 1992 (2A), 1993 (2A), 1997 (2A), 2007 (4A), 2013 (5A), 2014 (5A), 2015 (5A), 2016 (5A), 2020 (6A), 2021 (6A), 2022 (6A), 2023 (6A), 2024 (6A)

School's IHSAA State Championship History (8)

Girls Cross Country (4) 1998, 2005, 2006, 2007
Football (1) 2016 (5A)
Boys Golf (3) 2013, 2015, 2016

BROWNSBURG BULLDOGS (12-1)

Rankings | AP: #4 | Coaches: #4 | USA Today: #4
Overall Streak: W4
Tournament Streak: W4

- Brownsburg to face Westfield in the first 6A state championship game between Hoosier Crossroads Conference members.
- Bulldogs playing in their fourth state championship game, looking to land their third football crown, and first in 39 years.
- Their last state championship in 1985, a 23-17 win over Hobart in 4A, was the first game-ending score at the end of regulation (and one of three) in state finals history. In the game, QB Dan Gatlin found split end Scott Wells who caught a 48-yard touchdown pass on one knee in the endzone as time expired. Wells had streaked past the cornerback down the sideline and the Hobart safety stumbled getting over to cover on the play. It was the Bulldogs' second consecutive title having won the 3A championship a year earlier.
- Bulldogs looking for their second victory over the Shamrocks this season following a 17-13 home win in Week 6 (Sept. 28).
- Second state tournament meeting ever between these schools. Bulldogs won a 2002 sectional game 35-28.
- Team ranks fifth in 6A scoring at 33.2 ppg.
- Brownsburg and Westfield tied for the Hoosier Crossroads Conference title with 6-1 records.
- In just his third appearance in a title game, ninth year leader John Hart would become the first coach to guide three different schools to a state championship (2007 4A Evansville Reitz, 2009 5A Warren Central). He also becomes just the third coach to take three different schools to the final game joining Russ Radtke and Craig Buzea.
- School has won three state championships over the last two years including last year's wrestling state championship, it's second ever, at the Ford Center in Evansville last February.

Football State Tournament History

IHSAA Membership: 1906-present
First Football State Tournament Appearance: 1978 playoffs
State Tournament Record: 46-41 (.529)

State Champion (2) 1984 (3A), 1985 (4A)
Runner-Up (1) 1978 (2A)
State Finals Appearances (4) 1978 (2A), 1984 (3A), 1985 (4A), 2024 (6A)
Semi-State Championships (3) 1984 (3A), 1985 (4A), 2024 (6A)
Regional Championships (4) 1978 (2A), 1984 (3A), 1985 (4A), 2024 (6A)
Sectional Championships (8) 1978 (2A), 1981 (2A), 1984 (3A), 1985 (4A), 2009 (5A), 2021 (6A), 2022 (6A), 2024 (6A)

School's IHSAA State Championship History (8)

Baseball (1) 2004-05 (4A)
Boys Basketball (1) 2007-08 (4A)
Football (2) 1984-85 (3A), 1985-86 (4A)
Boys Track & Field (1) 2022-23
Unified Flag Football (1) 2022-23
Wrestling (2) 2016-17, 2023-24



North Judson-San Pierre Bluejays

Class 1A



Lt.	Dk.	Name	Gr.	Ht.	Wt.	Position(s)
5	5	Jesiah McDaniel	12	6-1	203	QB / DB
7	7	Kole Wilcox	12	6-0	192	RB / LB
8	8	Bryan Korcha	11	6-0	151	WR / DB
9	9	Trey McGowen	12	6-0	200	WR / DB
10	10	Brody Bridegroom	11	5-10	147	WR / DB
11	11	Javen Christensen	10	5-9	149	QB / DB
12	12	Logan Pradke	10	5-11	185	RB / DB
14	14	Ayson Harper	9	5-11	201	QB / LB
18	18	Aiden McGowen	9	5-10	147	RB / DB
20	20	Branden Metzger	9	5-6	128	RB / DB
21	21	Grason McDaniel	11	6-0	200	RB / DB
22	22	Evan McGowen	9	5-9	179	RB / LB
24	24	David Johnson	9	5-10	150	RB / LB
30	30	Robbie Compton	10	6-0	156	WR / DB
33	33	Aidan Christensen	10	5-9	142	RB / DB
35	35	Alex Kajer	10	6-1	156	RB / DB
40	40	Elijah Allen	10	5-11	156	RB / LB
41	41	Zander Nowak	10	6-4	192	WR / DE
48	48	Brock Benson	12	6-0	217	RB / LB
50	50	Brody Benson	9	5-11	173	OL / DL
52	52	Levi Pradke	9	5-5	207	OL / LB
54	54	Christian Hittle	11	5-11	277	OL / DL
55	55	Cole Kozecar	12	6-4	285	OL / DL
56	56	Colten Kilgore	9	5-10	160	OL / LB

Lt.	Dk.	Name	Gr.	Ht.	Wt.	Position(s)
57	57	Teagen Hampton	12	6-0	216	OL / DL
61	61	Harley Box	12	6-1	220	OL / DL
62	62	CJ Sanchez	11	6-6	251	OL / DL
64	64	Adam Allen	9	5-9	206	OL / DL
65	65	Evan Kerley	11	6-3	203	OL / DL
66	66	Nolan Legac	9	6-0	217	OL / DL
71	71	Kaden Johnson	11	6-4	230	OL / DL
72	72	Ryker Shidler	9	5-7	188	OL / DL
78	78	Braden Flores	11	5-10	225	OL / DL
80	80	Braden Staton	12	6-1	181	WR / LB
82	82	Ethan Hack	11	6-2	171	WR / LB
86	86	Weston Beauchamp	11	6-1	148	WR / DB
88	88	Kash Collins	9	5-9	115	WR / DB

North Judson-San Pierre Bluejays

Class 1A



Team Statistics

	North Judson	Opponents
Total Points / Points Per Game	757 / 54.1	100 / 7.1
First Downs / Per Game	N/A	N/A
Rushing Yards / Per Game	5,498 / 392.7	1,163 / 83.1
Passing Yards / Per Game	731 / 52.2	1,021 / 72.9
Total Yards / Per Game	6,229 / 444.93	2,184 / 156
Fumbles Recovered By	14	7
Intercepted By	26	2
Total Punts / Punt Average	6 / 36.5	48 / N/A
Penalties / Total Penalty Yards	76 / 665	45 / 365

Individual Statistics

Rushing							
	G	Att.	Yds.	TD	YPG	YPC	Long
7 Kole Wilcox	14	146	1942	39	138.7	13.3	91
48 Brock Benson	14	177	1552	20	110.9	8.8	80
5 Jesiah McDaniel	14	114	1039	21	74.2	9.1	55
21 Grason McDaniel	14	39	400	2	28.6	10.3	86

Passing							
	G	Comp.	Att.	Int.	TD	Yds.	YPG
5 Jesiah McDaniel	14	28	53	2	7	685	48.9

Receiving							
	G	Rec.	Yds.	TD	YPG	YPC	Long
7 Kole Wilcox	14	12	386	4	27.6	32.2	64
9 Trey McGowen	14	7	131	2	9.4	18.7	37
10 Brody Bridegroom	3	3	73	0	24.3	24.3	39

Kicking						
	G	FGM	FGA	Long	PAT M	PAT A
9 Trey McGowen	14	0	0	-	6	9
12 Logan Pradke	14	0	0	-	7	15
30 Robbie Compton	9	0	0	-	1	4

Punting				
	G	No.	Avg.	Long
9 Trey McGowen	14	6	36.5	58

Defense							
	G	Tackles	For Loss	Sacks	INT	FF	FR
48 Brock Benson	14	69	9	0	0	1	1
7 Kole Wilcox	14	66	20	3.5	1	0	1
62 CJ Sanchez	13	53	19	4	0	3	0
5 Jesiah McDaniel	14	49	3	0	13	0	0
21 Grason McDaniel	14	57	11	1	0	0	3

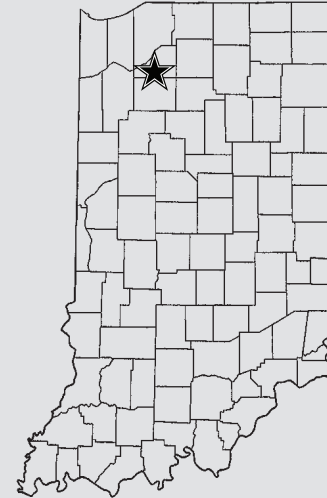
State Finals History

State Runner-Up: **(3)** 1980 (1A), 1984 (1A), 1986 (1A)

Appearances: **(4)** 1980 (1A), 1984 (1A), 1986 (1A),
2024 (1A)



Brett Lambert
Head Coach
60-19 (6th year)
60-19 (6th year overall)



Team Facts

City/Town: North Judson

County: Starke

Superintendent: Dr. Kelly Shepherd

Principal: Brian Orkis

Athletic Director: Mike Sharkozy

Head Coach: Brett Lambert

Asst. Coaches: John Hampton, Alvin Harper,
Danny McGowen, Matt Wright,

Tyler Singleton, Robert Shidler, Brian Orkis

Student Managers: Honey Kirk,
Jazlynn Peretti, Whitney McDaniel

Offensive Formation: Flexbone / Wing-T

Defensive Formation: 3-4

Colors: Blue and Gold

Conference: Hoosier North

Enrollment: 308

Last Year's W-L Record: 9-5

X: @njsp_athletics

Season Results (14-0)

8/23	Knox	W	42-21
8/30	at LaVille	W	32-8
9/6	at S. Central (Union Mills)	W	61-0
9/13	North Miami	W	46-0
9/20	at Culver Community	W	70-0
9/27	at Triton	W	40-0
10/4	Winamac	W	48-6
10/11	Caston	W	69-3
10/18	at Pioneer	W	60-18

Sectional

10/25	South Newton	W	71-20
11/1	at Culver Community	W	58-0
11/8	LaVille	W	44-18

Regional

11/15	at Taylor	W	70-6
-------	-----------	---	------

Semi-State

11/22	South Adams	W	46-0
-------	-------------	---	------

DEPTH CHART

Offense 2 Deep							
Pos	#	Name	Grade	Pos	#	Name	Grade
QB	5	Jesiah McDaniel	12	QB	11	Javen Christensen	10
FB	48	Brock Benson	12	FB	22	Evan McGowen	9
Slot	7	Kole Wilcox	12	Slot	33	Aidan Christensen	10
Slot	21	Grason McDaniel	11	Slot	12	Logan Pradke	10
TE	9	Trey McGowen	12	TE	41	Zander Nowak	10
SE	80	Braden Staton	12	SE	86	Weston Beauchamp	11
LT	57	Teagen Hampton	12	LT	65	Evan Kerley	11
LG	61	Harley Box	12	LG	52	Levi Pradke	9
C	55	Cole Kozecar	12	C	54	Christian Hittle	11
RG	62	CJ Sanchez	11	RG	72	Ryker Shidler	9
RT	71	Kaden Johnson	11	RT	78	Braden Flores	11

Defense 2 Deep							
Pos	#	Name	Grade	Pos	#	Name	Grade
DE	62	CJ Sanchez	11	DE	71	Kaden Johnson	11
N	54	Christian Hittle	11	N	61	Harley Box	12
DE	55	Cole Kozecar	12	DE	65	Evan Kerley	11
ILB	48	Brock Benson	12	ILB	22	Evan McGowen	9
ILB	7	Kole Wilcox	12	ILB	40	Elijah Allen	10
OLB	9	Trey McGowen	12	OLB	41	Zander Nowak	10
OLB	21	Grason McDaniel	11	OLB	14	Ayson Harper	9
S	5	Jesiah McDaniel	12	S	18	Aiden Christensen	9
S	33	Aidan Christensen	10	S	30	Robbie Compton	10
C	12	Logan Pradke	10	C	35	Alex Kajer	10
C	82	Ethan Hack	11	C	88	Kash Collins	9

Specialists							
Pos	#	Name	Grade	Pos	#	Name	Grade
P	9	Trey McGowen	12	P	14	Ayson Harper	9
PK	12	Logan Pradke	10	PK	9	Trey McGowen	12
H	11	Javen Christensen	10	H	88	Kash Collins	9
PR	12	Logan Pradke	10	PR	5	Jesiah McDaniel	12
LS	65	Evan Kerley	11	LS	55	Cole Kozecar	12
KO	12	Logan Pradke	10	KO	30	Robbie Compton	10
KR	12	Logan Pradke	10	KR	7	Kole Wilcox	12

HEAD COACH PROFILE

School: North Judson-San Pierre High School

Name: Brett Lambert

Age: 43

Spouse's Name: Kylene Lambert

Years Married: Married in 2004 20 years

Children's Names, Ages: Kinsey 13 & Karly 11

Current Occupation, Employer: Middle School Social Studies Teacher

No. of Years: 17 years at North Judson

If a teacher, what subjects and grades do you teach: Geography(7th) and U.S. History(8th)

Education

High School Attended, Year Graduated: North Judson-San Pierre HS 2000

College Attended, Year Graduated: Ball State, 2003

Degree(s) / Major: Bachelor of Science in Secondary Education: Social Studies

Athletic Participation		
Sport	High School Years (ie: 1972, 73)	College Years (ie: 1976, 77)
Football	1996-2000	
Track	1996-2000	

As a high school or college player, have you ever competed in a State or National Championship Event in any sport? If yes, please give details:

I have had a few athletes make it to state in track and field, but not in football.

As a player the furthest we went in the playoffs was Regionals in 1996 and 1999.

Coaching Experience (Football Only)

Years as Varsity Head Coach at Current School (ie: 5 years): 6 years

Actual Years as Varsity Head Coach at Current School (ie: 1996-2000): 2019-Present

Record as Varsity Head Coach at Current School: 61-19

Overall Varsity Head Coaching Record: 61-19

Do you coach any other sports at your school? Head Boys Track Coach

Please list below where you've coached during your career starting with your current position:			
School	Head / Asst.	No. of Years (ie: 5)	Actual Years (ie: 1992-present)
North Judson	Head	6	2019-Present
North Judson	Asst.	7	2008-13, 2018
Rensselaer	Asst.	2	2006-2007
North Newton	Asst.	2	2004-2005
West Central	Middle School	1	2003

Tournament Championships (As the Varsity Head Coach, list years your team won):

Sectional: 2019, 2021, 2022, 2023, 2024

Regional: 2021, 2022, 2023, 2024

Semi-State: 2024

State Championship: N/A

Something interesting about you personally or professionally that people might not know:

I am the Head Boys' Track and Field Coach at North Judson-San Pierre. My wife is the girls' coach. We have both done this together since 2009. I am also still tied for the school record in the 100 meter.



Providence Pioneers

Class 1A



Lt.	Dk.	Name	Gr.	Ht.	Wt.	Position(s)
0	0	Kalen Sipes	10	5-10	180	RB / LB
2	2	Noah Leasor	10	6-5	175	WR / DB
3	3	Trevor Unruh	11	5-8	165	WR / DB
4	4	Gabriel Bermudez	10	6-0	180	WR / DB
5	5	Mason Wint	10	5-8	145	WR / DB
6	6	Pete Lannan	11	6-1	200	TE / LB
7	7	Preston Kempf	12	5-11	170	QB / DB
8	8	Jacob Evans	11	6-1	185	WR / DB
9	9	Hudson Lannan	9	6-0	165	WR / DB
10	10	Noah Frossard	11	5-10	175	WR / DB
11	11	Lucas Mauk	11	5-9	170	RB / DB
12	12	Niko Fondrisi	9	5-9	150	QB / DB
13	13	Nick Stoner	12	5-11	190	WR / DB
15	15	Wyatt Small	12	5-10	175	WR / DB
17	17	Keaton Harkness	10	6-0	170	WR / DB
18	18	Jake Glotzbach	9	6-0	185	TE / DL
20	20	Jackson Pierce	9	5-2	140	RB / DB
21	21	Lincoln Kruer	11	5-9	170	RB / LB
23	23	Jaxon Revell	11	5-8	165	K
27	27	Eli Graf	10	6-0	185	WR / LB
28	28	Trenton Taylor	9	5-7	155	RB / LB
29	29	Colton Applegate	9	5-9	155	WR / DB
31	31	Bentley Kabler-Pepe	9	5-7	150	RB / LB
32	32	Nathan Webber	9	5-10	170	RB / LB
34	34	Hudson Abel	12	6-0	200	TE / DE

Lt.	Dk.	Name	Gr.	Ht.	Wt.	Position(s)
36	36	Cooper Ross	12	5-10	215	RB / LB
46	46	Lucas Thomas	12	5-9	190	TE / LB
47	47	Ryan Bean	9	5-7	160	WR / DB
50	50	Wyatt Sellers	10	5-9	170	OL / LB
51	51	Landon Gore	11	5-11	200	OL / DL
52	52	Zac Medlock	10	6-1	210	OL / DL
54	54	Jayelen Duell	10	5-9	210	OL / DL
55	55	Griffin Tucker	12	6-2	260	OL / DL
56	56	Jorge Reyes-Nino	9	5-9	215	OL / LB
57	57	Mason Kinderman	9	5-10	175	OL / DL
58	58	Samuel Entsminger	10	5-11	200	OL / DL
60	60	Lukas Allgood	12	5-10	220	OL / DL
63	63	Henry Nguyen	9	5-9	200	OL / DL
65	65	Avery Allgeier	9	5-10	215	OL / DL
66	66	Jasper Graf	9	5-8	190	OL / DL
67	67	Preston Carr	9	6-2	195	OL / DL
68	68	Evan Flispart	9	5-7	170	OL / DL
71	71	Peyton Dunn	9	6-0	175	OL / DL
73	73	Anthony Heavrin	11	5-8	220	OL / DL
75	75	Will Crisp	10	6-2	235	OL / DL
77	77	Austin Chanley	11	6-3	290	OL / DL
88	88	Hudson Frey	9	5-7	140	WR / DB


Providence Pioneers

Class 1A



Team Statistics

	Providence	Opponents
Total Points / Points Per Game	432 / 33.2	153 / 11.7
First Downs / Per Game	325 / 25	234 / 18
Rushing Yards / Per Game	2945 / 226.5	1011 / 77
Passing Yards / Per Game	1234 / 94.9	1520 / 116.9
Total Yards / Per Game	4179 / 321.4	2531 / 194
Fumbles Recovered By	10	2
Intercepted By	19	4
Total Punts / Punt Average	15 / 40.1	58 / 32.5
Penalties / Total Penalty Yards	N/A	N/A



Individual Statistics

Rushing		G	Att.	Yds.	TD	YPG	YPC	Long
7	Preston Kempf	13	127	1079	18	83	8.4	97
36	Cooper Ross	13	163	913	8	70	5.6	40
11	Lucas Mauk	13	61	264	2	20	4.3	16
0	Kalen Sipes	4	29	254	3	63	8.75	66

Passing		G	Comp.	Att.	Int.	TD	Yds.	YPG
7	Preston Kempf	13	93	156	4	14	1182	90.9
12	Niko Fondrisi	3	4	5	0	1	52	17.3

Receiving		G	Rec.	Yds.	TD	YPG	YPC	Long
13	Nick Stoner	13	23	416	7	32	18	56
15	Wyatt Small	13	19	260	0	20	13.6	41
3	Trevor Unruh	11	11	150	1	13	13.6	29
8	Jacob Evans	6	10	111	1	18.5	11.1	37

Kicking		G	FGM	FGA	Long	PAT M	PAT A
23	Jaxon Revell	11	3	4	33	44	45

Punting		G	No.	Avg.	Long
13	Nick Stoner	13	15	40	62

Defense		G	Tackles	For Loss	Sacks	INT	FF	FR
46	Lucas Thomas	13	79	6	3	2	1	5
21	Lincoln Kruer	13	65	10	1.5	4	0	1
55	Griffin Tucker	13	63	15	10.5	0	1	0
36	Cooper Ross	13	44	3	0.5	0	0	0
60	Lukas Allgood	13	42	3	3.5	0	0	0

State Finals History

State Runner-Up: **(2)** 1973 (1A), 1993 (2A)

Appearances: **(3)** 1973 (1A), 1993 (2A), 2024 (1A)



Daniel McDonald

Head Coach

43-16 (5th year)

45-24 (6th year overall)



Team Facts

City/Town: Clarksville

County: Clark

President: Victor Beeler

Principal: Steve Beyl

Athletic Director: Ted Leasor

Asst. Athletic Director: Jimmy Fabel

Athletic Trainer: Cameron Spencer

Head Coach: Daniel McDonald

Asst. Coaches: Jeff Purichia, Justin Magaw,

Neal Biggs, Brad Davidson, Isaac Parker,

Garrett Braun, Luke Chancey,

Tyrone Stallard, Ethan Cook

Student Managers: Bella Leasor, Ella Foster,

Frankie Weber, Fina Smith,

Emme Pennington, Kramer Beyl

Offensive Formation: Pro Style / Spread

Defensive Formation: 4-3

Colors: Navy, White, and Gold

Conference: Independent

Enrollment: 418

Last Year's W-L Record: 12-1

X: @ProvidenceAD

Season Results (13-0)

8/23 Christian Academy (TN) W 13-2

8/30 at Louisville Holy Cross (KY) W 28-14

9/6 Madison W 13-8

9/13 Clarksville W 45-6

9/20 Charlestown W 42-12

10/4 at Milan W 35-21

10/11 Corydon Central W 52-21

10/18 at North Harrison W 24-0

Sectional

10/25 at #7 Springs Valley W 35-20

11/1 Forest Park W 31-3

11/8 North Daviess W 51-6

Regional

11/15 Milan W 28-10

Semi-State

11/22 #6 South Putnam W 35-30

DEPTH CHART

Offense 2 Deep

Pos	#	Name	Grade	Pos	#	Name	Grade
QB	7	Preston Kempf	12	QB	12	Niko Fondrisi	9
RB	36	Cooper Ross	12	RB	0	Kalen Sipes	10
SB	15	Wyatt Small	12	WB	5	Mason Wint	10
WR	13	Nick Stoner	12	WR	10	Noah Frossard	11
WR	2	Noah Leasor	10	WR	4	Gabriel Bermudez	10
TE	34	Hudson Abel	12	TE	6	Pete Lannan	11
OT	55	Griffin Tucker	12	OT	58	Samuel Entsminger	10
OG	56	Jorge Reyes Nino	9	OG	51	Landon Gore	11
C	77	Austin Chanley	11	C	54	Jayelen Duell	10
OG	52	Zac Medlock	10	OG	65	Avery Allgeier	9
OT	60	Lukas Allgood	12	OT	67	Preston Carr	9

Defense 2 Deep

Pos	#	Name	Grade	Pos	#	Name	Grade
CB	3	Trevor Unruh	11	CB	5	Mason Wint	10
CB	10	Noah Frossard	11	CB	9	Hudson Lannan	9
FS	11	Lucas Mauk	11	FS	4	Gabriel Bermudez	10
SS	15	Wyatt Small	12	SS	28	Trenton Taylor	9
OLB	21	Lincoln Kruer	11	OLB	17	Keaton Harkness	10
ILB	46	Lucas Thomas	12	ILB	56	Jorge Reyes Nino	9
ILB	36	Cooper Ross	12	ILB	50	Wyatt Sellers	10
DE	55	Griffin Tucker	12	DE	67	Preston Carr	9
DE	52	Zac Medlock	10	DE	58	Samuel Entsminger	10
DT	18	Jake Glotzbach	9	DT	34	Hudson Abel	12
DT	60	Lukas Allgood	12	DT	77	Austin Chanley	12

Specialists

Pos	#	Name	Grade	Pos	#	Name	Grade
P	13	Nick Stoner	12	P	7	Preston Kempf	12
PK	23	Jaxon Revell	11	PK	4	Gabriel Bermudez	10
H	11	Lucas Mauk	11	H	5	Mason Wint	10
PR	11	Lucas Mauk	11	PR	0	Kalen Sipes	10
LS	52	Zac Medlock	10	LS	46	Lucas Thomas	12
KO	23	Jaxon Revell	11	KO	4	Gabriel Bermudez	10
KR	13	Nick Stoner	12	KR	10	Noah Frossard	11

HEAD COACH PROFILE

School: Providence Pioneers

Name: Daniel McDonald

Age: 35

Spouse's Name: Courtney McDonald

Years Married: 12

Children's Names, Ages: Landon, 10 Cruz, 8

Current Occupation, Employer: Teacher, Archdiocese of Indianapolis

No. of Years: 5

If a teacher, what subjects and grades do you teach: English

Education

High School Attended, Year Graduated: Louisville Waggener, 2007

College Attended, Year Graduated: IU Southeast, 2012

Degree(s) / Major: BS, Secondary Education

Athletic Participation		
Sport	High School Years (ie: 1972, 73)	College Years (ie: 1976, 77)
Football	2003-06	
Baseball	2003-06	2007-11

As a high school or college player, have you ever competed in a State or National Championship Event in any sport? If yes, please give details:

Coaching Experience (Football Only)

Years as Varsity Head Coach at Current School (ie: 5 years): 5 Years

Actual Years as Varsity Head Coach at Current School (ie: 1996-2000): 2020-24

Record as Varsity Head Coach at Current School: 43-16

Overall Varsity Head Coaching Record: 45-24

Do you coach any other sports at your school? No

Please list below where you've coached during your career starting with your current position:			
School	Head / Asst.	No. of Years (ie: 5)	Actual Years (ie: 1992-present)
Bullitt East High School	Asst	1	2012
Waggener High School	Head	1	2013
Seneca High School	Asst	2	2014-15
Louisville Male High School	Asst	4	2016-19
Providence High School	Head	5	2020-present

Tournament Championships (As the Varsity Head Coach, list years your team won):

Sectional: 2022, 2023, 2024

Regional: 2024

Semi-State: 2024

State Championship:

Something interesting about you personally or professionally that people might not know:

A tree fell on me in 7th grade.



PRONUNCIATION GUIDE

#	First Name	Last Name	Phonetic	#	First Name	Last Name	Phonetic
0	Kalen	Sipes	KAY-len SYPES	58	Samuel	Entsminger	SAM-yoo-uhl ENTZ-ming-er
2	Noah	Leasor	NO-uh LEE-sir	60	Lukas	Allgood	LOO-kus ALL-good
3	Trevor	Unruh	TREH-ver UN-roo	63	Henry	Nguyen	HEN-ree WIN
4	Gabriel	Bermudez	GAY-bree-el BUR-mu-dez	65	Avery	Allgeier	AY-vree ALL-guy-er
5	Mason	Wint	MAY-sun WINT	66	Jasper	Graf	JAS-per GRAF
6	Pete	Lannan	PEET LAN-en	67	Preston	Carr	PRESS-tun CAR
7	Preston	Kempf	PRESS-tun KEMF	68	Evan	Flispart	EV-in FLISS-part
8	Jacob	Evans	JAY-kub EH-vuns	71	Peyton	Dunn	PAY-tun DUN
9	Hudson	Lannan	HUD-sun LAN-en	73	Anthony	Heavrin	AN-tho-nee HEV-rin
10	Noah	Frossard	NO-uh FRAW-sard	75	Will	Crisp	WILL CRISP
11	Lucas	Mauk	LOO-kus MAWK	77	Austin	Chanley	AW-stin CHAN-lee
12	Niko	Fondrisi	NEE-koh fawn-DREE-see	88	Hudson	Frey	HUD-sun FRY
13	Nick	Stoner	NICK STOH-ner				
15	Wyatt	Small	WY-ut SMALL	MGR.	Bella	Leasor	BEL-luh LEE-sir
17	Keaton	Harkness	KEE-ton HARK-ness	MGR	Ella	Foster	ELL-uh FAH-ster
18	Jake	Glotzbach	JAKE GLOTS-bahk	MGR	Frankie	Weber	FRANK-ee WEB-er
20	Jackson	Pierce	JACK-sun PEERS	MGR	Fina	Smith	FEE-nuh SMITH
21	Lincoln	Kruer	LINK-un CREW-er	MGR	Emme	Pennington	EMM-ee PEN-ing-ton
23	Jaxon	Revell	JACK-sun REH-vuhl	MGR	Kramer	Beyl	KRAY-mer BAY-I
27	Eli	Graf	EE-lie GRAF	Asst.Coach	Luke	Chancey	LOO-k CHAN-see
28	Trenton	Taylor	TREN-tun TAY-lur	Asst.Coach	Garrett	Braun	GAR-et BRAWN
29	Colton	Applegate	COLE-ton APP-leh-gate	Asst.Coach	Ethan	Cook	EE-than KOOK
31	Bentley	Kabler-Pepe	BENT-lee KAY-blur PEH-peh	Asst.Coach	Isaac	Parker	EYE-zik PAR-ker
32	Nathan	Weber	NAY-thun WEB-er	Asst.Coach	Tyrone	Stallard	TY-rone STAL-erd
34	Hudson	Abel	HUD-sun AY-buhl	Asst.Coach	Neal	Biggs	NEEL BIGGS
36	Cooper	Ross	COO-per ROSS	Asst.Coach	Brad	Davidson	BRAD DAY-vid-son
46	Lucas	Thomas	LOO-kus TAH-mas	Asst.Coach	Justin	Magaw	JUSS-tin muh-GAW
47	Ryan	Bean	RY-un BEAN	Asst.Coach	Jeff	Purichia	JEFF puh-REE-chee-uh
50	Wyatt	Sellers	WY-ut SELL-ers	Head Coach	Daniel	McDonald	DAN-yul mik-DON-uld
51	Landon	Gore	LAN-dun GORE	Trainer	Cameron	Spencer	KAM-er-un SPEN-ser
52	Zac	Medlock	ZAK MED-lock	Asst. AD	Jimmy	Fabel	JIM-ee FAY-bel
54	Jayelen	Duell	JAY-len DOO-uhl	AD	Ted	Leasor	TED LEE-sir
55	Griffin	Tucker	GRIH-fin TUH-ku	Principal	Steve	Beyl	STEEV BILE
56	Jorge	Reyes-Nino	HOR-hay REH-yess NEE-nyo	President	Victor	Beeler	VIK-ter BEE-ler
57	Mason	Kinderman	MAY-sun KIN-der-man				



Adams Central Flying Jets

Class 2A



Lt.	Dk.	Name	Gr.	Ht.	Wt.	Position(s)	Lt.	Dk.	Name	Gr.	Ht.	Wt.	Position(s)
2	2	Myles Kaehr	11	5-6	130	WR / DB	59	59	Tristan Lents	12	6-0	195	OL / DT
4	4	Reece Hammond	10	5-7	155	RB / LB	60	60	Nate Geerken	11	5-10	240	OL / DT
7	7	Chase Schnitz	9	5-5	110	WR / DB	61	61	Carter Beaver	11	6-0	245	OL / DT
8	8	Hayden Bluhm	11	5-10	170	TE / LB	62	62	Macgregor Parker	9	6-3	220	OL / DT
9	9	Carson Schnitz	12	5-10	160	WR / DB	64	64	David Fisher	10	5-9	185	OL / DT
11	11	Ben Beckner	9	5-9	130	WR / DB	65	65	Ethan Smith	10	5-8	185	OL / DT
12	12	Jamison Roach	10	5-9	165	QB / LB	67	67	Kale Rathbun	10	5-10	170	OL / DT
14	14	Barrett Collier	9	5-11	160	QB / DB	68	68	Aidan Isch	12	5-9	180	OL / DT
15	15	Ashton Yergler	10	6-0	165	TE / DB	70	70	Ben Hirschy	10	5-7	225	OL / DT
20	20	Jase Ehlerding	9	5-6	125	WR / DB	73	73	Trai Ortiz	11	5-8	270	OL / DT
21	21	Joey Everett	11	6-0	175	RB / LB	74	74	Kaleb Hackenjosh	9	5-6	185	OL / DT
23	23	Drew Kaehr	12	5-7	160	RB / DB	77	77	Gus Nussbaum	11	5-11	185	OL / DE
24	24	Braylend Reber	11	6-4	195	WR / DB	78	78	Cooper Rhymer	9	5-10	175	OL / DT
27	27	Finn Kaehr	9	5-10	150	WR / DB	79	79	Cameron Fravel	11	6-2	205	OL / DT
28	28	Max Kaehr	12	6-0	190	TE / LB	81	81	Braylen Cowans	9	5-10	150	WR / DB
29	29	Harper Hammond	10	5-9	140	WR / DB	82	82	Jaret Smith	12	6-0	175	WR / DB
30	30	Matt Heiser	12	5-11	190	RB / LB	84	84	Jaden Feasel	9	5-3	120	WR / DB
31	31	Aaron Hirschy	12	5-11	180	RB / LB	85	85	Keaten Garwood	9	5-7	120	WR / DB
33	33	Thomas Laughlin	10	5-9	170	RB / LB	86	86	Landen Harvey	10	5-7	150	WR / DB
36	36	Tristen Wurm	11	6-0	155	WR / DB	91	91	Holden Schumm	12	6-0	250	DT
40	40	Vance Miller	11	5-11	175	RB / LB	96	96	Treyten Tomkinson	10	5-8	165	OL / DT
41	41	Max Nussbaum	9	5-8	175	RB / LB							
51	51	Oakley Boxleitner	9	6-1	175	OL / DE							
52	52	Gaige Slusher	10	5-10	155	OL / DE							
53	53	Dakota Marbach	12	6-2	240	OL / DT							
54	54	Carson Ross	12	5-9	230	OL / DT							
55	55	Colton Bultemeier	12	5-7	175	OL / DT							
56	56	Marcus Bollenbacher	12	6-4	190	OL / DE							
57	57	Ryder Hamm	12	5-11	175	OL / DT							
58	58	Trevor Henry	12	5-7	165	OL / LB							

Adams Central Flying Jets

Class 2A



Team Statistics

	Adams Central	Opponents
Total Points / Points Per Game	502 / 35.8	139 / 9.9
First Downs / Per Game	207 / 14.8	152 / 10.9
Rushing Yards / Per Game	3958 / 282.7	1757 / 125.5
Passing Yards / Per Game	686 / 49	1193 / 85.2
Total Yards / Per Game	4644 / 331.7	2950 / 210.7
Fumbles Recovered By	12	7
Intercepted By	12	2
Total Punts / Average	19 / 31.8	N/A
Penalties / Yards	47 / 430	70 / 543

Individual Statistics

Rushing		G	Att.	Yds.	TD	YPG	YPC	Long
30	Matt Heiser	14	195	1224	20	87.4	6.3	-
31	Aaron Hirschy	14	105	975	19	69.6	9.3	-
12	Jamison Roach	14	113	824	11	58.9	7.3	-
21	Joey Everett	14	38	386	3	27.6	10.2	-
33	Thomas Laughlin	14	24	179	2	12.8	7.5	-

Passing		G	Comp.	Att.	Int.	TD	Yds.	YPG
12	Jamison Roach	14	33	79	2	12	686	49

Receiving		G	Rec.	Yds.	TD	YPG	YPC	Long
24	Braylend Reber	14	20	492	9	35.1	24.6	-
28	Max Kaehr	14	6	87	2	6.2	14.5	-

Kicking		G	FGM	FGA	Long	PAT M	PAT A
81	Braylen Cowans	14	0	0	-	50	59
21	Aaron Hirschy	14	0	0	-	6	8

Punting		G	No.	Avg.	Long
79	Cam Fravel	14	19	31.8	-

Defense		G	Tackles	For Loss	Sacks	INT	FF	FR
28	Max Kaehr	14	162	3	1	1	1	2
8	Hayden Bluhm	14	107	2	1.5	1	0	0
82	Jaret Smith	14	93	1	0	3	0	1
24	Drew Kaehr	14	88	0	1	0	1	0
4	Reece Hammond	14	85	4	1.5	0	1	1
79	Cam Fravel	14	76	13	9.5	0	1	0

State Finals History

State Champion: **(1)** 2000 (1A)
 State Runner-Up: **(3)** 2021 (1A), 2022 (1A), 2023 (1A)
 Appearances: **(5)** 2000 (1A), 2021 (1A), 2022 (1A),
 2023 (1A), 2024 (2A)



Michael Mosser
 Head Coach
 154-50 (16th year)
 154-50 (16th year overall)



Team Facts

City/Town: Monroe
 County: Adams
 Superintendent: Joel Mahaffey
 Principal: Katie Isch
 Athletic Director: Jeff McCullough
 Athletic Trainer: Koty Frauhtiger
 Head Coach: Michael Mosser
 Asst. Coaches: John Hammond, Mitch Hill,
 Tyler Roach, Rod Mosser, Andrew Hammond,
 Jalen Hammond, Corbin Hirschy,
 Andrew Disinger, Taylor Strete, Bailea Sprunger
 Student Managers: Jordan Burkhart,
 Kiyana Olmsted, Dixie Adams,
 Rylie Geerken, Lilly Johnson
 Offensive Formation: Wing T / Spread
 Defensive Formation: Multiple / 4-3 Base
 Colors: Red and White
 Conference: Allen County Athletic
 Enrollment: 419
 Last Year's W-L Record: 14-1
 X: @ACJetsAthletics

Season Results (13-1)

8/23	at Garrett	L	7-20
8/30	Eastside	W	43-0
9/6	Muncie Central	W	34-6
9/13	Jay County	W	39-8
9/20	at Heritage	W	33-14
9/27	at South Adams	W	27-7
10/4	Southern Wells	W	55-0
10/11	Bluffton	W	49-24
10/18	at Woodlan	W	42-6

Sectional

10/25	at Bluffton	W	35-7
11/1	Churubusco	W	35-8
11/8	at Eastside	W	41-19

Regional

11/15	Eastern (Greentown)	W	42-7
-------	---------------------	---	------

Semi-State

11/22	Andean	W	20-13
-------	--------	---	-------

ADAMS CENTRAL JETS

vs. LINTON MINERS

OFFENSE

	STARTERS	GR	#	HT	WT	POS
1	Jamison Roach	10	12	5'9"	165	QB
2	*Aaron Hirschy	12	31	5'11"	180	WB
3	Drew Kaehr	12	23	5'7"	160	WB
4	Matt Heiser	12	30	5'11"	190	FB
5	*Cameron Fravel	11	79	6'2"	205	G
6	Tristan Lents	12	59	6'0"	195	G
7	Carter Beaver	11	61	6'0"	245	C
8	*Nate Geerken	11	60	5'10"	240	T
9	Ben Hirschy	10	70	5'7"	225	T
10	Max Kaehr	12	28	6'0"	190	TE
11	Jarret Smith	11	82	6'0"	175	SE

* Returning Starters

ADDITIONAL VARSITY PLAYERS - WILL SEE PLAYING TIME

	GR	#	HT	WT	POS	
12	Braylend Reber	11	24	6'4"	195	SE
13	Joey Everett	11	21	6'0"	175	WB
14	Thomas Laughlin	10	33	5'9"	170	WB
15	Trevor Henry	12	58	5'7"	150	OL
16	Carson Ross	12	54	5'9"	230	OL

KICKER

	GR	#	HT	WT	POS
Braylen Cowans	9	81	5'10"	150	PK
Jarret Smith	11	82	5'11"	155	KO

HOLDER

	GR	#	HT	WT
Jamison Roach	10	12	5'9"	165

SNAPPER

	GR	#	HT	WT
Matt Heiser	12	30	5'11"	190

DEFENSE

	STARTERS	GR	#	HT	WT	POS
1	Carson Ross	12	54	5'9"	230	DT
2	Holden Schumm	12	91	6'0"	250	DT
3	*Cameron Fravel	11	79	6'2"	205	DE
4	Matt Heiser	12	30	5'11"	190	DE
5	Reece Hammond	10	4	5'7"	155	LB
6	*Max Kaehr	12	28	6'0"	190	LB
7	Hayden Bluhm	11	8	5'10"	170	LB
8	*Jarret Smith	11	82	6'0"	175	S
9	*Drew Kaehr	11	23	5'7"	160	S
10	Carson Schnitz	12	9	5'10"	160	CB
11	Braylend Reber	11	24	6'4"	195	CB

* Returning Starters

ADDITIONAL VARSITY PLAYERS - WILL SEE PLAYING TIME

	GR	#	HT	WT	POS	
12	Aaron Hirschy	12	31	5'11"	180	LB
13	Joey Everett	11	21	6'0"	175	CB
14	Colton Bultemeier	12	55	5'7"	175	DT
15	Carter Beaver	11	61	6'0"	245	DT
16	Tristan Lents	12	59	6'0"	195	DE

RETURNERS

	GR	#	HT	WT
Braylend Reber	11	24	6'4"	195
Joey Everett	11	21	6'0"	175
Thomas Laughlin	10	33	5'9"	170
Jamison Roach	10	12	5'9"	165



Head Coach Profile . . .

Name: Michael Mosser
 Age: 50
 Spouse: Melinda (Steffen)
 Years Married: 29 (1995)
 Children: Megan (Graham) Troxel age 26, Hannah (Jake) Hreha age 24, Joshua age 21

Occupation: Teacher
 Employer: Adams Central Community Schools
 Years Teaching: 26 years (18 years @ AC)
 Subjects: Social Studies grade 8-12

High School: Adams Central High School, 1993
 Bachelors: Anderson University, 1997
 Degree: Secondary Social Studies Education
 Masters: Indiana Wesleyan University, 2009
 Degree: Education

Athletic Participation . . .

High School (Adams Central): Football, Basketball, Track (1987-1993)
 College (Anderson University): Football (1993-1996) Quarterback (started 1994, 1995, 1996)

*I have never personally competed in a State or National Championship; however, I was a freshman on the 1993 10-0 Anderson University Football team that won the HCAC Conference and earned a playoff berth in the NCAA Division III playoffs (we got beat by Albion University in the first round).

Coaching Experience . . .

Years as Varsity Head Coach @ AC: 16 years (2009 to present)
 Total Years as a Head Coach: 16 years (2009 to present)
 Record at Current School: 154-50
 Overall Record as Head Coach: 154-50

27 Total Years in Coaching . . .

16 years:	Head Varsity Football Coach	Adams Central HS	2009 to present
5 years:	Assistant Varsity Football Coach	Adams Central HS (Rick Minnich)	2006-2008
	Assistant Varsity Football Coach	South Adams HS (Kirck Sorg)	2004-2005
6 years:	Head Middle School Coach	South Adams MS	2001-2003
	Asst. Middle School Coach	South Adams MS	1998-1999
	Asst. Middle School Coach	Eastbrook MS	1997

Coaching Championships . . .

6 Conference (ACAC): 2017, 2018, 2021, 2022, 2023, 2024
 9 Sectional: 2011, 2015, 2016, 2018, 2019, 2021, 2022, 2023, 2024
 8 Regional: 2016, 2018, 2019, 2021, 2021, 2022, 2023, 2024
 4 Semi-State: 2021, 2022, 2023, 2024

Something Interesting . . .

I married my high school sweetheart and together we have three kids (Megan, Hannah, and Josh). Megan is married to Graham Troxel and is a nurse at Parkview in Fort Wayne, Indiana. Hannah is married to Jake Hreha and is also a nurse at Parkview. Josh is married to Anna (Christman) and is a Junior at Ball State University studying Risk Management Insurance. I love woodworking and construction work which is what I do with most of my free time in the summer. My wife keeps me busy with all kinds of home projects.



IHSAA State Football Championships – School Awards Listing

Instructions: Please **type** a maximum of 85 players and 10 coaches/administrators/support staff members to be introduced during the awards ceremony. **Please include a pronunciation guide for ALL names.** A maximum of 95 individuals in the previously described format will be introduced.

School:

Players

Please include a pronunciation guide for ALL names

Count	Player's Number	Name & Pronunciation
1		
2		
3		
4		
5		
6		
7		
8		
9		
10		
11		
12		
13		
14		
15		
16		
17		
18		
19		
20		
21		
22		
23		
24		
25		
26		
27		
28		
29		
30		
31		
32		
33		

Count	Player's Number	Name
34		
35		
36		
37		
38		
39		
40		
41		
42		
43		
44		
45		
46		
47		
48		
49		
50		
51		
52		
53		
54		
55		
56		
57		
58		
59		
60		
61		
62		
63		
64		
65		
66		
67		
68		
69		
70		
71		
72		
73		
74		
75		
76		
77		
78		
79		
80		
81		
82		
83		
84		
85		

* PLEASE LIST HEAD COACH LAST!

Coaches/Administrators/Support Staff

Count	Name & Pronunciation	Title
1		
2		
3		
4		
5		
6		
7		
8		
9		
10		

Thank you,

Robert Faulkens

Assistant Commissioner



Linton-Stockton Miners

Class 2A



Lt.	Dk.	Name	Gr.	Ht.	Wt.	Position(s)
2	2	Cooper Smith	11	6-2	175	WR / DB
4	4	Renn Cottingham	9	5-10	150	WB / DB
5	5	Dalton Reed	11	5-7	145	WR / DB
6	6	Russell Goodman	11	6-2	185	FB / LB
7	7	Braylon McBride	12	5-9	165	WR / DB
8	8	Jesse Voigtschild	12	5-7	165	QB / DB
9	9	Trenten Crynes	9	5-7	140	WR / DB
10	10	Drake Netherlain	9	5-6	135	WB / DB
11	11	Harrison James	10	5-10	155	QB / DB
12	12	Noah Parker	10	5-4	110	WR / DB
13	13	Paul Oliver	11	6-4	215	QB / LB
15	15	Hayden Feltner	12	6-3	170	WR / DB
16	16	Andrew Collins	9	5-8	150	WR / DB
17	17	John Kenworthy	11	5-10	160	WR / DL
19	19	Joshua Singleton	10	5-11	165	WB / LB
20	20	Collin Webster	12	5-9	155	WR / DB
22	22	Oliver Stephens	11	5-8	135	WR / DB
23	23	Reuben Goodman	9	6-3	175	WR / LB
26	26	Tyson Walker	12	6-0	180	FB / LB
34	34	Jaryn Foglesong	9	5-8	125	WB / DL
41	41	Landyn DeLeau	11	5-7	115	WB / DB
43	43	Kameron Langley	9	5-10	175	FB / LB
44	44	Tate Gamble	9	5-11	165	FB / LB
45	45	Taheem Pabey	11	5-10	160	TE / LB
50	50	Nelson Oliver-Evo	9	5-7	190	OL / DL
52	52	Corey Andrews	11	6-3	250	OL / LB
53	53	Trentin Howard	12	6-0	235	OL / DL

Lt.	Dk.	Name	Gr.	Ht.	Wt.	Position(s)
54	54	Tyler Franklin	10	5-11	195	OL / DL
55	55	Jacob Bredeweg	11	5-10	165	OL / DL
56	56	Brett Anderson	10	5-6	175	OL / DL
58	58	Tripp Haynes	10	5-9	165	OL / LB
59	59	Dresden Kenworthy	11	5-11	185	OL / DL
61	61	Tanner Scharbrough	10	6-0	175	OL / LB
65	65	James Phillips	9	5-8	225	OL / DL
66	66	Preston Snyder	10	5-10	185	OL / DL
69	69	Hank Gennicks	12	6-2	250	OL / DL
70	70	Hunter Ferree	11	6-0	210	OL / DL
72	72	Aidan Sparks	11	6-0	210	OL / DL
74	74	Ryan Ridge	9	6-1	220	OL / DL
75	75	Christopher Lyons	11	5-11	185	OL / DL
80	80	Robert Wilson	11	5-11	165	WR / DB


Linton-Stockton Miners

Class 2A



Team Statistics

	Linton-Stockton	Opponents
Total Points / Points Per Game	445 / 31.8	251 / 23.8
First Downs / Per Game	212 / 15	141 / 10
Rushing Yards / Per Game	3324 / 237	1629 / 114
Passing Yards / Per Game	2194 / 158	1282 / 92
Total Yards / Per Game	6509 / 465	3357 / 240
Fumbles Recovered By	10	7
Intercepted By	17	8
Total Punts / Punt Average	25 / 33.7	20 / 32
Penalties / Total Penalty Yards	N/A	N/A



Individual Statistics

Rushing		G	Att.	Yds.	TD	YPG	YPC	Long
8	Jesse Voigtschild	14	199	1368	10	98	6.9	48
6	Russell Goodman	14	107	418	7	30	3.9	21
7	Braylon McBride	14	79	403	4	29	5.1	52
2	Cooper Smith	14	72	365	6	26	5.1	45

Passing		G	Comp.	Att.	Int.	TD	Yds.	YPG
7	Braylon McBride	14	109	179	7	17	1758	126

Receiving		G	Rec.	Yds.	TD	YPG	YPC	Long
13	Paul Oliver	14	49	927	12	66.2	19	90
15	Hayden Feltner	14	55	740	6	53	13.5	43
2	Cooper Smith	14	14	207	3	14.8	14.8	32

Kicking		G	FGM	FGA	Long	PAT M	PAT A
11	Harrison James	11	0	0	0	2	4

Punting		G	No.	Avg.	Long
13	Paul Oliver	14	11	31.4	54

Defense		G	Tackles	For Loss	Sacks	INT	FF	FR
52	Corey Andrews	14	175	14.5	5	1	3	1
6	Russell Goodman	14	95	9	1	2	1	2
8	Jesse Voigtschild	14	81	4.5	0	2	2	1
2	Cooper Smith	14	61	17	6.5	0	1	0
13	Paul Oliver	14	54	14	7	1	5	1

State Finals History

State Champion: **(1)** 2016 (1A)

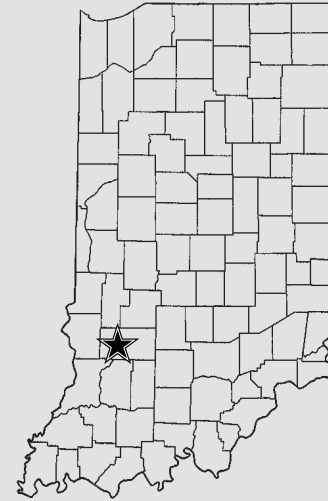
State Runner-Up: **(1)** 2015 (1A)

Appearances: **(3)** 2015 (1A), 2016 (1A), 2024 (2A)



Brian Oliver
Head Coach

126-27 (12th year)
126-27 (12th year overall)



Team Facts

City/Town: Linton

County: Greene

Superintendent: Tim Grove

Principal: Mike Riggleman

Athletic Director: Darren Clayton

Athletic Trainer: Jed Arseneau

Head Coach: Brian Oliver

Asst. Coaches: Mark Gennicks,

Jake Gennicks, Dennis Gentry, Nick Trabant,

Mickey Tosti, Evan Magni, Wes Franklin

Student Managers: Grace Lewellyn,

Kalie Goodman, Collyn Andrews,

Oliver Hobbs, Austin Trabant, Wesley Leigh,

Eli Lewellyn

Offensive Formation: Hybrid Wing T

Defensive Formation: 3-4

Colors: Red and Royal Blue

Conference: Independent

Enrollment: 387

Last Year's W-L Record: 10-2

X: @LintonFootball

Season Results (12-2)

8/23 Marion Local (OH) L 6-45

8/30 Monrovia W 22-20

9/6 at Western W 26-7

9/13 Sullivan W 42-20

9/20 at Boonville L 20-21

9/28 at Greencastle W 46-14

10/4 North Knox W 48-0

10/11 Eastern Greene W 67-9

10/18 at Phalen Academy W 44-18

Sectional

10/25 Sullivan W 30-7

11/1 #6 South Vermillion W 38-6

11/8 at Greencastle W 42-39

Regional

11/15 #2 Brownstown Central W 22-21

Semi-State

11/22 at #3 Indpls. Lutheran W 40-28

DEPTH CHART

Offense 2 Deep							
Pos	#	Name	Grade	Pos	#	Name	Grade
QB	7	Braylon McBride	12	QB	13	Paul Oliver	11
WB	2	Cooper Smith	11	WB	11	Harrison James	10
WB	6	Russell Goodman	11	WB	5	Dalton Reed	11
FB	8	Jesse Voigtschild	12	FB	26	Tyson Walker	12
WR	15	Hayden Feltner	12	WR	20	Collin Webster	12
WR	13	Paul Oliver	11	WR	23	Reuben Goodman	9
RT	69	Hank Gennicks	12	RT	55	Jacob Bredeweg	11
RG	52	Corey Andrews	11	RG	72	Aidan Sparks	11
C	59	Dresden Kenworthy	11	C	55	Jacob Bredeweg	11
LG	75	Chris Lyons	11	LG	61	Tanner Scharbrough	10
LT	54	Tyler Franklin					

Defense 2 Deep							
Pos	#	Name	Grade	Pos	#	Name	Grade
DE	69	Hank Gennicks	12	DE	61	Tanner Scharbrough	10
N	53	Trentin Howard	12	N	54	Tyler Franklin	10
DE	72	Aidan Sparks	11	DE	75	Chris Lyons	11
OLB	13	Paul Oliver	11	OLB	2	Cooper Smith	11
OLB	6	Russell Goodman	11				
ILB	52	Corey Andrews	11	ILB	26	Tyson Walker	12
ILB	44	Tate Gamble	9				
DB	15	Hayden Feltner	12	DB	11	Harrison James	10
DB	7	Braylon McBride	12				
S	2	Cooper Smith	11	S	12	Collin Webster	12
S	8	Jesse Voigtschild	12				

Specialists							
Pos	#	Name	Grade	Pos	#	Name	Grade
P	13	Paul Oliver	11	P	6	Russell Goodman	11
PK	6	Russell Goodman	11	PK	50	Romeo Nelson	9
H	7	Braylon McBride	12	H			
PR	7	Braylon McBride	12	PR	15	Hayden Feltner	12
LS	26	Tyson Walker		LS	75	Chris Lyons	11
KO	6	Russell Goodman		KO	50	Romeo Nelson	9
KR		Jesse Voigtschild		KR	15	Hayden Feltner	12

HEAD COACH PROFILE

School: Linton-Stockton
Name: Brian Oliver
Age: 47
Spouse's Name: Lindsey Oliver
Years Married: 23
Children's Names, Ages: Lillie Oliver 21 and Paul Oliver 17
Current Occupation, Employer: Linton-Stockton, Administration
No. of Years: 23
If a teacher, what subjects and grades do you teach: xxx

Education

High School Attended, Year Graduated: Linton-Stockton, 1996
College Attended, Year Graduated: Indiana State, 2001
Degree(s) / Major: Bachelor of Science and Master in Education

Athletic Participation		
Sport	High School Years <small>(ie: 1972, 73)</small>	College Years <small>(ie: 1976, 77)</small>
Football	1992-1995	
Basketball	1992-1995	

As a high school or college player, have you ever competed in a State or National Championship Event in any sport? If yes, please give details: xxx

Coaching Experience (Football Only)

Years as Varsity Head Coach at Current School (ie: 5 years): 12
Actual Years as Varsity Head Coach at Current School (ie: 1996-2000): 2013-2024
Record as Varsity Head Coach at Current School: 126-27
Overall Varsity Head Coaching Record: 126-27
Do you coach any other sports at your school? No

Please list below where you've coached during your career starting with your current position:			
School	Head / Asst.	No. of Years <small>(ie: 5)</small>	Actual Years <small>(ie: 1992-present)</small>
Linton	12/15	27	1996-2000 and 2001-present

Tournament Championships (As the Varsity Head Coach, list years your team won):

Sectional: 2013, 2014, 2015, 2016, 2022 and 2024
Regional: 2013, 2015, 2016, 2022 and 2024
Semi-State: 2015, 2016 and 2024
State Championship: 2016

Something interesting about you personally or professionally that people might not know:

I played High School football at Linton and was the QB/FS for 3 years. My senior year we went undefeated during the regular season. I love traveling with my family, especially to the beach.

Number	First Name	Last Name	Grade	Height	Weight	Position	Pronunciation Guide	
2	Cooper	Smith		11 6'02	175	WR/DB	k OO-p er	s m IH th
4	Renn	Cottingham		9 5'10	150	WB/DB	r eh n	kot ing ham
5	Dalton	Reed		11 5'07	145	WR/DB	dawl- tun	r EE d
6	Russell	Goodman		11 6'02	185	FB/LB	r UH-s uh l	g UU d-m uh n
7	Braylon	McBride		12 5'09	165	WR/DB	b r ai l in	mick-bridge
8	Jesse	Voigtschild		12 5'07	165	QB/DB	j EH-see	voy-ts child
9	Trenten	Crynes		9 5'07	140	WR/DB	Trent-ten	Cry n z
10	Drake	Netherlain		9 5'06	135	WB/DB	d r AI k	ne Ther l uh n
11	Harrison	James		10 5'10	155	QB/DB	H EH-r ih-s uh n	J AI m z
12	Noah	Parker		10 5'04	110	WR/DB	N OH-uh	Par-k er
13	Paul	Oliver		11 6'04	215	QB/LB	p aw l	AA-l ih-v er
15	Hayden	Feltner		12 6'03	170	WR/DB	hai dun	f EH l t-n er
16	Andrew	Collins		9 5'08	150	WR/DB	an-drew	K AH-L ih n s
17	John	Kenworthy		11 5'10	160	WR/DL	jon (rhymes with on)	ke n wo rt hy
19	Joshua	Singleton		10 5'11	165	WB/LB	j AA-sh oo-uh	s IH ng g uh l t uh n
20	Collin	Webster		12 5'09	155	WR/DB	Kaa-lin	wehb-ster
22	Oliver	Stephens		11 5'08	135	WR/DB	AA-l ih-v er	s t ee v uh n s
23	Reuben	Goodman		9 6'03	175	WR/LB	R oo- b en	g UU d-m uh n
26	Tyson	Walker		12 6'00	180	FB/LB	t AY(as in tie)-s uh n	w AW-k er
34	Jaryn	Foglesong		9 5'08	125	WB/DL	j EH r eh n	f oh g uu l s aw ng
41	Landyn	DeLeau		11 5'07	115	WB/DB	lAn dAn	d ah-l ow(like ouch)
43	Kameron	Langley		9 5'10	175	FB/LB	Ka Mer On	laeng-lee
44	Tate	Gamble		9 5'11	165	FB/LB	tai(as in pain)t	gam bull
45	Taheem	Pabey		11 5'10	160	TE/LB	t ah-h ee-m	pay-b ee
50	Nelson	Oliver-Evo		9 5'07	190	OL/DL	n eH l s uh n	AA-l ih-v er Eev-oh
52	Corey	Andrews		11 6'03	250	OL/LB	k oH r ee	AE n-d r OO z
53	Trentin	Howard		12 6'00	235	OL/DL	Trent-ten	h AH- w er d
54	Tyler	Franklin		10 5'11	195	OL/DL	TIE-ler	f r AE nk l ih n
55	Jacob	Bredeweg		11 5'10	165	OL/DL	J-CUB	bred uh way
56	Brett	Anderson		10 5'06	175	OL/DL	b r eh t	AN-d er- s un
58	Tripp	Haynes		10 5'09	165	OL/LB	trip	H AI N S
59	Dresden	Kenworthy		11 5'11	185	OL/DL	drez-den	ke n wo rt hy
61	Tanner	Scharbrough		10 6'00	175	OL/LB	Tan-ner	Sc AH r-br oh
65	James	Phillips		9 5'08	225	OL/DL	J AI m z	fill ups
66	Preston	Snyder		10 5'10	185	OL/DL	prehs-tun	snider (rhymes with spider)

69	Hank	Gennicks	12	6'02	250	OL/DL	h AE nk	JE (jet without the t) nik s
70	Hunter	Ferree	11	6'00	210	OL/DL	hun-ter	Fer-REE
72	Aidan	Sparks	11	6'00	210	OL/DL	AI- d uh n	spaarks
74	Ryan	Ridge	9	6'01	220	OL/DL	r AY(as in tie) uh n	rij
75	Christopher	Lyons	11	5'11	185	OL/DL	K R IH S-t uh-f er	l AY(as in tie) uh n s
80	Robert	Wilson	11	5'11	165	WR/DB	R AA-b er t	w IH l- s uh n

Coaches	Brian	Oliver	Head Coach		bry-un	AA-l ih- v er
	Jake	Gennicks	Offensive Coordinator		J AI K	JE (jet without the t) nik s
	Mark	Gennicks	Defensive Coordinator		m AH r k	JE (jet without the t) nik s
	Nick	Trabant	Asst Coach		n ih k	tr uh- b ah nt
	Wes	Franklin	Asst Coach		w eh s	f r AE nk l ih n
	Dennis	Gentry	Asst Coach		d EH-n ih s	JE (jet without the t) n tree
	Evan	Magni	Asst Coach		EH-v uh n	mag-nee
	Mickey	Tosti	Asst Coach		m IH k ee	t ah s-tee



Fort Wayne Bishop Luers Knights

Class 3A



Lt.	Dk.	Name	Gr.	Ht.	Wt.	Position(s)	Lt.	Dk.	Name	Gr.	Ht.	Wt.	Position(s)
1	1	McKale Woodson	11	5-10	171	WR / DB	39	39	Brandon Gaither	9	5-4	157	RB / DB
2	2	Daveon Surry	11	5-8	165	WR / DB	40	40	Rory Kelly	9	5-10	145	QB / LB
3	3	Dee Hogue	11	5-11	162	WR / DB	41	41	Tommy Reichert	9	6-1	154	QB / DE
4	4	Colin Weber	12	6-0	201	RB / LB	42	42	Max Antonuccio	10	5-11	154	RB / LB
5	5	Jacob Felger	12	5-10	160	WR / DB	43	43	Knox Johnson	9	5-9	145	QB / DB
6	6	Jaylen White	12	6-3	170	WR / DB	44	44	Nick Sevier	11	5-11	215	OL / DL
7	7	Will Verslype	12	5-10	180	TE / LB	46	46	Dallas Mata	9	5-6	162	RB / LB
8	8	Devin Patterson	11	5-9	171	QB / DB	47	47	Brady Krouse	9	5-9	130	K / P
10	10	Deontae Eskridge	12	6-0	248	TE / DE	50	50	Isaac Scheiber	11	6-0	180	OL / DE
11	11	Danny Arnold	11	5-10	196	RB / LB	51	51	Josh Morken	10	5-11	248	OL / DL
12	12	Caden Harrison-Smith	11	6-0	189	WR / LB	52	52	Amarian Turner-Dunbar	10	5-7	322	OL / DL
13	13	Evan Wilkens	12	6-0	155	WR / DB	53	53	Kain Wallace	10	5-8	181	OL / LB
14	14	Xavier Martin	11	5-10	162	WR / LB	54	54	Quenten Price	11	6-1	272	OL / DL
15	15	Jayce White	11	6-1	145	QB / DB	55	55	Michael Brough	12	5-8	230	OL / DL
16	16	Dereon Carswell	11	5-9	146	WR / DB	56	56	Peter Brough	10	5-10	184	OL / LB
17	17	Jaxson Hill	11	5-7	147	WR / DB	60	60	Felix Beteta	12	5-9	231	OL / DL
18	18	Jaston White	10	5-8	140	WR / DB	61	61	Michael Smith	11	5-9	149	OL / DE
19	19	Ashton Martin	10	5-8	157	QB / DB	62	62	Nick Holley	9	5-8	228	OL / DL
20	20	Brayden Mygrant	11	5-8	185	RB / LB	63	63	Riddick Meade	11	5-11	212	OL / DL
21	21	Liam Kelly	12	5-7	154	K / DB	64	64	Isaac Joley	10	5-9	158	OL / LB
22	22	Anthony Antonuccio	12	5-6	150	WR / DB	65	65	Braylon Beekman	10	5-10	226	OL / DL
23	23	Daryea Williams	12	5-8	180	RB / LB	66	66	Nick Runyon	12	6-2	237	OL / DL
24	24	Christian Brell	11	5-9	171	WR / LB	67	67	Jayden Bryant	9	5-10	265	OL / DL
25	25	Christain Buxton	12	6-0	225	RB / DL	69	69	Gabe Walker	11	5-10	306	OL / DL
26	26	Noah Nieves	10	5-9	150	WR / DB	70	70	Luis Luna Martinez	9	6-3	254	OL / DL
27	27	TJ Epperson	9	5-7	163	RB / DB	71	71	Matthew Booker	9	5-8	220	OL / DL
28	28	Ayle Taylor	11	6-3	186	WR / DE	75	75	Myante Williams	10	5-9	353	OL / DL
29	29	Jarnard Moore	10	5-11	150	WR / DB	77	77	Zack Wall	11	6-5	306	OL / DL
30	30	Danny Kelly	12	6-5	203	WR / DE	79	79	Gabe Myers	11	6-2	350	OL / P
31	31	Tony Huerta	12	5-10	153	TE / DE	80	80	Preston Pickard	9	5-11	160	OL / DE
32	32	Braxton Smith	10	5-9	153	WR / DB	82	82	Ben Lengerich	9	5-7	126	WR / DB
33	33	Julian James	11	5-7	184	RB / LB	84	84	Ben Kiracofe	12	6-1	193	TE / DE
34	34	Nate Javins	9	5-11	152	WR / DE	86	86	Daniel Murphy	11	6-0	183	TE / LB
35	35	Wyatt Miller	11	5-7	147	WR / LB	88	88	Charlie McBride	11	5-11	196	TE / DE
36	36	Owen Weaver	10	5-7	131	WR / DB	89	89	Maddox Carsten	10	5-3	103	WR / DB
37	37	Angel Rojas	12	5-7	120	K / P	99	99	Jarron Taylor	11	6-2	250	TE / DL


Fort Wayne Bishop Luers Knights

Class 3A



Team Statistics

	FW Bishop Luers	Opponents
Total Points / Points Per Game	362 / 25.9	212 / 15.1
First Downs / Per Game	167 / 11.9	112 / 8.0
Rushing Yards / Per Game	2,390 / 170.7	1,237 / 88.4
Passing Yards / Per Game	1,333 / 95.2	944 / 67.4
Total Yards / Per Game	3,723 / 265.9	2,181 / 155.8
Fumbles Recovered By	17	15
Intercepted By	28	8
Total Punts / Punt Average	47 / 32.3	N/A
Penalties / Total Penalty Yards	95 / 827	86 / 770



Individual Statistics

Rushing		G	Att.	Yds.	TD	YPG	YPC	Long
23	Daryea Williams	14	211	1,351	15	96.5	6.4	65
3	Dee Hogue	12	84	679	7	56.6	8.1	57
5	Jacob Felger	14	40	139	2	9.9	3.5	16
2	Daveon Surry	12	15	83	0	6.9	5.5	15

Passing		G	Comp.	Att.	Int.	TD	Yds.	YPG
15	Jayce White	12	46	90	3	4	713	59.4
8	Devin Patterson	12	56	98	5	5	620	51.7

Receiving		G	Rec.	Yds.	TD	YPG	YPC	Long
2	Daveon Surry	12	18	220	1	18.3	12.2	51
13	Evan Wilkens	13	14	222	2	17.1	15.9	48
3	Dee Hogue	12	13	170	1	14.2	13.1	62
1	McKale Woodson	13	13	198	1	14.1	15.2	48

Kicking		G	FGM	FGA	Long	PAT M	PAT A
37	Angel Rojas	14	7	11	41	43	44

Punting		G	No.	Avg.	Long
17	Jaxson Hill	14	47	32.3	65

Defense		G	Tackles	For Loss	Sacks	INT	FF	FR
99	Jarron Taylor	14	90	17	8	0	1	1
20	Brayden Mygrant	14	74	12	7	2	0	1
3	Dee Hogue	12	72	0	0	9	0	0
5	Jacob Felger	14	71	9	2	2	0	0
28	Ayle Taylor	14	64	23	10	1	1	0

State Finals History

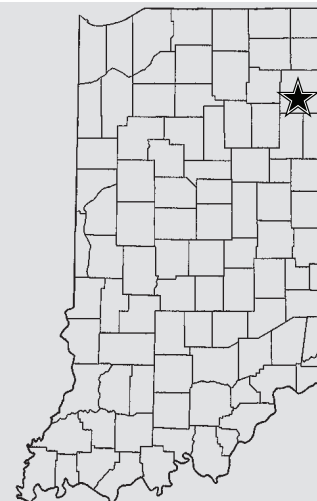
State Champion: **(12)** 1985 (2A), 1989 (2A), 1992 (2A), 1999 (2A), 2001 (2A), 2002 (2A), 2007 (2A), 2009 (2A), 2010 (2A), 2011 (2A), 2012 (2A), 2023 (2A)

State Runner-Up: **(5)** 1983 (2A), 1991 (2A), 1996 (2A), 2000 (2A), 2020 (2A)

Appearances: **(18)** 1983 (2A), 1985 (2A), 1989 (2A), 1991 (2A), 1992 (2A), 1996 (2A), 1999 (2A), 2000 (2A), 2001 (2A), 2002 (2A), 2007 (2A), 2009 (2A), 2010 (2A), 2011 (2A), 2012 (2A), 2020 (2A), 2023 (2A), 2024 (3A)



Kyle Lindsay
Head Coach
95-64 (12th year)
95-64 (12th year overall)



Team Facts

City/Town: Fort Wayne

County: Allen

Superintendent: David Maugel

Principal: Scott Kreiger

Athletic Director: Kevin Mann

Athletic Trainers: Claire McFarland, Dave Kuhn

Head Coach: Kyle Lindsay

Asst. Coaches: Jeff Bierbaum, Carson Bradley,

Grant Brough, Zack Call, Matt Gigli,

Germarcus King, Antwan Lake,

Michael Murphy, Mick Palmer, Ryan Palmer,

Lee Rodenbeck, Marcus Rush, Clancy Shank,

Gregg Smith-Causey

Student Managers: Bella Aguirre, Jose Beteta,

Kenadie Bontempo, Angelo Gill, Jake Gruss,

Jackie Nino, Jocy Nino, Luke Shank

Offensive Formation: Multiple

Defensive Formation: Multiple

Colors: Black and Red

Conference: Summit Athletic

Enrollment: 555

Last Year's W-L Record: 12-3

X: @BLKnights_AD / @BishopLuersFB

Season Results (10-4)

8/23	Leo	L	20-17
8/31	at New Haven	W	34-32
9/6	FW Northrop	W	40-6
9/13	FW Wayne	W	20-14
9/20	at FW Concordia Lutheran	W	38-0
9/27	FW North Side	W	10-8
10/4	at FW Bishop Dwenger	L	8-0
10/11	at FW South Side	L	14-13
10/18	Homestead	L	25-14

Sectional

10/25	Norwell	W	42-7
11/1	at Jay County	W	41-8
11/8	#2 Mississinewa	W	34-28

Regional

11/15	at #8 Maconaquah	W	31-28
-------	------------------	---	-------

Semi-State

11/22	#4 Garrett	W	28-14
-------	------------	---	-------

DEPTH CHART

Offense 2 Deep							
Pos	#	Name	Grade	Pos	#	Name	Grade
QB	15	Jayce White	11	QB	8	Devin Patterson	11
RB	23	Daryea Williams	12	RB	3	Dee Hogue	11
TE	84	Ben Kiracofe	12	TE	88	Chuck McBride	11
TE	10	Deontae Eskridge	12	TE	7	Will Verslype	12
WR	1	McKale Woodson	11	WR	6	Jaylen White	12
WR	13	Evan Wilkens	12	WR	18	Jaston White	10
LT	56	Peter Brough	10	LT	66	Nick Runyon	12
LG	51	Josh Morken	10	LG	62	Nick Holley	9
C	55	Michael Brough	12	C	56	Peter Brough	10
RG	54	Quenten Price	11	RG	62	Nick Holley	9
RT	77	Zack Wall	11	RT	70	Luis Luna Maritnez	9

Defense 2 Deep							
Pos	#	Name	Grade	Pos	#	Name	Grade
DE	7	Will Verslype	12	DE	84	Ben Kiracofe	12
DT	25	Christian Buxton	12	DT	10	Deontae Eskridge	12
DT	99	Jarron Taylor	11	DT	52	Amarian Turner-Dunbar	10
DE	28	Ayle Taylor	11	DE	88	Chuck McBride	11
MLB	4	Colin Weber	12	LB	11	Danny Arnold	11
MLB	20	Brayden Mygrant	11	LB	24	Christian Brell	11
OLB	5	Jacob Felger	12	LB	42	Max Antonuccio	10
CB	1	McKale Woodson	11	CB	29	Jernard Moore	10
S	3	Dee Hogue	11	S	1	McKale Woodson	11
S	16	Dereon Carswell	11	S	18	Jaston White	10
CB	2	Daveon Surry	11	CB	26	Noah Nieves	10

Specialists							
Pos	#	Name	Grade	Pos	#	Name	Grade
P	17	Jaxson Hill	11	P	22	Anthony Antonuccio	12
PK	37	Angel Rojas	12	PK	21	Liam Kelly	12
H	17	Jaxson Hill	11	H	22	Anthony Antonuccio	12
PR	2	Daveon Surry	11	PR	39	Brandon Gaither	9
LS	24	Christian Brell	11	LS	55	Michael Brough	12
KO	37	Angel Rojas	12	KO	21	Liam Kelly	12
KR	2	Daveon Surry	11	KR	39	Brandon Gaither	9

HEAD COACH PROFILE

School: Bishop Luers High School

Name: Kyle Lindsay

Age: 41

Spouse's Name: none

Years Married: n/a

Children's Names, Ages: none

Current Occupation, Employer: P.E. Teacher, Bishop Luers High School

No. of Years: 14

If a teacher, what subjects and grades do you teach: Physical Education, 9th and 10th

Education

High School Attended, Year Graduated: Bishop Luers High School, 2002

College Attended, Year Graduated: University of Dayton, 2007

Degree(s) / Major: Bachelor of Science in Education (B.S.E.)

Athletic Participation		
Sport	High School Years	College Years
Football	1998, 1999, 2000, 2001	
Basketball	1998, 1999, 2000	
Baseball	1999, 2000, 2001, 2002	2003, 2004, 2005, 2006, 2007

As a high school or college player, have you ever competed in a State or National Championship Event in any sport? If yes, please give details: Yes

1999 – 2A Football State Champion

2000 – 2A Football State Runner-up

2001 – 2A Football State Champion

Coaching Experience (Football Only)

Years as Varsity Head Coach at Current School (ie: 5 years):

12 years

Actual Years as Varsity Head Coach at Current School (ie: 1996-2000):

2013-Present

Record as Varsity Head Coach at Current School:

94-63

Overall Varsity Head Coaching Record:

94-63

Do you coach any other sports at your school?

No

Please list below where you've coached during your career starting with your current position:			
School	Head / Asst.	No. of Years (ie: 5)	Actual Years (ie: 1992-present)
Bishop Luers High School	Asst.	6	2007-2012
Bishop Luers High School	Head	12	2013-Present

Tournament Championships (As the Varsity Head Coach, list years your team won):

Sectional: 2014, 2017, 2018, 2020, 2022, 2023, 2024

Regional: 2014, 2018, 2020, 2022, 2023, 2024

Semi-State: 2020, 2023, 2024

State Championship: 2023

Something interesting about you personally or professionally that people might not know:

I spent exactly one day majoring in education with a concentration in Physics. The Calculus 2 class, the Chem Lab, and the Bio Lab in the same day quickly made me realize that I didn't even like those courses in high school. My history teacher at Luers, John Main, was the inspiration to re-route my career path to Social Studies. While I'm currently a physical education teacher, I still have a strong passion for learning history.

Jersey #	Player First Name	Player Last Name
1	McKale	Woodson
2	Daveon "Day-v-on"	Surry
3	DaMeon "Day-me-on"	Hogue
4	Colin	Weber
5	Jacob	Felger
6	Jaylen	White
7	William	Verslype "Ver-Slip"
8	Devin	Patterson
10	Deontae "Dee-on-tay"	Eskridge
11	Daniel	Arnold
12	Caden "K-den"	Harrison Smith
13	Evan	Wilkens
14	Xavier	Martin
15	Jayce	White
16	Dereon "Dare-e-on"	Carswell
17	Jaxson	Hill
18	Jaston "Ja-ston"	White
19	Ashton	Martin
20	Brayden	Mygrant
21	Liam	Kelly
22	Anthony	Antonuccio "Ann-toe-new-chee-o"
23	Daryea "Dairy-a"	Williams
24	Christian	Brell
25	Christain "Christian"	Buxton
26	Noah	Nieves "Knee-a-ves"
27	Terrance	Epperson
28	Ayle "Ale"	Taylor
29	Jarnard	Moore Jr.
30	Daniel	Kelly
31	Anthony	Huerta
32	Braxton	Smith II
33	Julian	James
34	Nate	Javins
35	Wyatt	Miller
36	Owen	Weaver
37	Angel	Rojas "Ro-has"
39	Brandon	Gaither "Gay-ther"
40	Rory	Kelly
41	Tommy	Reichert "Rye-curt"
42	Max	Antonuccio "Ann-toe-new-chee-o"
43	Knox	Johnson
44	Nicholas	Sevier "Sa-vere"
46	Dallas	Mata
47	Brady	Krouse - rhymes with mouse
50	Isaac	Scheiber "Shy-ber"
51	Joshua	Morken
52	Amarian "A-mar-e-on"	Turner-Dunbar
53	Kain	Wallace
54	Quenten	Price
55	Michael	Brough "Brow"
56	Peter	Brough "Brow"
60	Felix	Beteta "Ba-tate-a"
61	Michael	Smith
62	Nicholas	Holley
63	Riddick "Rid-ick"	Meade
64	Isaac	Joley "Jolly"
65	Braylon	Beekman
66	Nicholaus	Runyon
67	Jayden	Bryant
69	Constantine	Walker
70	Luis	Luna Martinez
71	Matthew	Booker

75	Myante "My-aunt-tay"	Williams
77	Zack	Wall
79	Gabriel	Myers
80	Preston	Pickard "Pick-erd"
82	Ben	Lengerich "Lang-rich"
84	Benjamin	Kiracofe "Kir-a-cough"
86	Daniel	Murphy
88	Charles	McBride
89	Maddox	Carsten
99	Jarron "Jer-on"	Taylor
Student Managers	Bella	Aguirre "Ah-gear-e"
	Jose	Beteta "Ba-tate-a"
	Kenadie "Kennedy"	Bontempo
	Angelo	Gill
	Jake	Gruss
	Jackie	Nino
	Jocy "Joe-cee"	Nino
	Luke	Shank
Head Coach	Kyle	Lindsay
Assistant Coaches	Jeff	Bierbaum "Beer-bomb"
	Carson	Bradley
	Grant	Brough "Brow"
	Zack	Call
	Matthew	Gigli "G - lee"
	Germarcus	King
	Antwian	Lake
	Michael	Murphy
	Mick	Palmer
	Ryan	Palmer
	Lee	Rodenbeck
	Marcus	Rush
	Clancy	Shank
	Gregg	Smith-Causey
	Darrion "Dairy-on"	White
	Ivory	Wilson
Athletic Director	Kevin	Mann
Trainer	Claire	McFarland
Trainer	Dave	Kuhn "Coon"
Medical Staff	Jeff	Levenda "La-vin-da"
Principal	Scott	Kreiger "Kree-ger"
Assistant Principal	Mandy	Allen
Assistant Principal	Seth	Coffing
	Bella	Aguirre "Ah-gear-e"
	Jose	Beteta "Ba-tate-a"
	Kenadie "Kennedy"	Bontempo
	Angelo	Gill
	Jake	Gruss
	Jackie	Nino
	Jocy "Joe-cee"	Nino
	Luke	Shank
	Alana	Branigan
	Samantha	Dietrick
	Jordyn	Hughes
	JydaMarie	Nettles
	Jazlyn	Nino
	Carleigh	Scott
	Nalayia "Nah-lay-a"	Smith
	Nia "Knee-a"	Thompson
	Aaliyah "Ah-lay-ah"	Wallace
	Janel "Ja-nel"	Willis-Caldwell
	DeOsha "Dee-osh-a"	Smith



Heritage Hills Patriots

Class 3A



Lt.	Dk.	Name	Gr.	Ht.	Wt.	Position(s)
0	0	Alex Smith	12	5-8	155	RB / DB
1	1	Peyton Gray	11	6-1	185	E
2	2	Hunter Meredith	12	5-10	200	RB / LB
3	3	Jett Goldsberry	11	6-0	195	QB / DB
4	4	Donnie Kline	12	6-0	195	E / LB
5	5	Luke Hartwig	11	5-10	170	RB / LB
6	6	Houston Lytton	12	6-1	195	K
7	7	Kaden Frakes	12	5-10	170	RB / LB
8	8	Tyler Ruxer	11	6-3	210	E / DB
9	9	Jace Duttlinger	12	5-11	175	E / DE
11	11	Matthew Gordon	10	5-8	140	E / DB
12	12	Aiden Fischer	10	5-9	150	RB / DB
13	13	Kaden Helmling	12	6-0	170	E / DB
14	14	Noah Ludlow	12	5-7	135	E / DB
15	15	Andersen Smith	12	6-1	200	E / DB
16	16	Andrew James	10	5-11	165	RB / LB
17	17	Tyce Winchell	10	5-9	160	QB / DB
18	18	Aiden Brockman	10	5-9	140	E / DB
19	19	Seth Raven	10	5-9	160	RB / DB
22	22	Trey Willard	12	6-0	240	E / DE
23	23	Carter Payne	11	5-10	160	K
24	24	Dalton Pledger	11	5-8	160	DB
25	25	Angus Kolley	10	5-6	140	E / DB
32	32	Tyler Raven	11	5-11	200	RB / DE
36	36	Hayden Coop	11	6-0	205	E / DE
40	40	Karsen Pund	10	5-9	170	RB / DB
50	50	Parker Hart	12	6-4	240	OL / LB
51	51	Kyle Spellmeyer	10	5-8	165	OL / DL
52	52	Hayden Smith	11	5-8	240	OL / DL
54	54	Lane Fischer	10	6-2	180	OL / LB
55	55	Christopher Scherer	12	5-9	185	OL / LB
59	59	Josh Houchin	11	5-9	210	OL / LB
60	60	Alex Lyttle	12	5-8	165	OL / DL
61	61	Thomas Knepper	10	5-8	216	OL / DL
62	62	Ian Bryant	12	5-9	230	OL / DL

Lt.	Dk.	Name	Gr.	Ht.	Wt.	Position(s)
64	64	Jobe Quinn	12	6-5	225	OL / DL
65	65	Kamryn Taylor	12	6-1	210	OL / DL
66	66	Austin Braun	11	6-0	260	OL / DL
67	67	Trenton Collins	11	6-3	215	OL / DE
68	68	Jacob Hockenberry	12	5-9	290	OL / DL
70	70	Gabe Jackson	11	6-2	280	OL / DL
72	72	Adrien Lyttle	10	5-10	195	OL / DL
74	74	Carter Kress	10	6-2	190	OL / DL
76	76	Peyton Martin	11	6-4	340	OL / DL
79	79	Carter Webb	10	6-3	220	OL / DL
88	88	Julian Bohm	11	5-8	130	K

Heritage Hills Patriots

Class 3A



Team Statistics

	Heritage Hills	Opponents
Total Points / Points Per Game	559 / 39.9	132 / 9.4
First Downs / Per Game	199 / 14.2	162 / 11.6
Rushing Yards / Per Game	3171 / 226.5	1240 / 88.6
Passing Yards / Per Game	1736 / 124	1701 / 121.5
Total Yards / Per Game	4907 / 350.5	2941 / 210.1
Fumbles Recovered By	7	4
Intercepted By	19	5
Total Punts / Punt Average	21 / 37.9	55 / 32.9
Penalties / Total Penalty Yards	64 / 649	63 / 535

Individual Statistics

Rushing		G	Att.	Yds.	TD	YPG	YPC	Long
3	Jett Goldsberry	14	137	1499	25	107	10.9	89
2	Hunter Meredith	12	126	946	13	78.8	7.5	61
22	Trey Willard	14	24	201	4	14.4	8.4	30
0	Alex Smith	14	37	169	3	12.1	4.6	16

Passing		G	Comp.	Att.	Int.	TD	Yds.	YPG
3	Jett Goldsberry	14	97	158	4	27	1736	124
17	Tyce Winchell	7	0	2	1	0	0	0

Receiving		G	Rec.	Yds.	TD	YPG	YPC	Long
8	Tyler Ruxer	14	42	852	12	60.9	20.3	68
1	Peyton Gray	14	25	475	8	33.9	19	58
2	Hunter Meredith	12	12	254	4	21.2	10.2	87
24	Dalton Pledger	14	10	93	1	6.6	9.3	17

Kicking		G	FGM	FGA	Long	PAT M	PAT A
23	Carter Payne	14	2	3	31	62	66

Punting		G	No.	Avg.	Long
3	Jett Goldsberry	14	17	38.4	58

Defense		G	Tackles	For Loss	Sacks	INT	FF	FR
50	Parker Hart	14	94	3	0	0	0	0
0	Alex Smith	14	80	1	0	4	0	0
7	Kaden Frakes	11	56	2.5	2	0	1	0
2	Hunter Meredith	12	61	3	3	1	1	1
3	Jett Goldsberry	14	50	5	0	1	1	0

State Finals History

State Champion: **(1)** 2000 (3A)

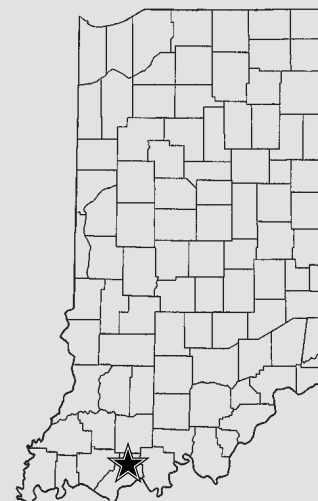
State Runner-Up: **(3)** 2004 (3A), 2019 (3A), 2023 (3A)

Appearances: **(5)** 2000 (3A), 2004 (3A), 2019 (3A),
2023 (3A), 2024 (3A)



Todd Wilkerson
Head Coach

109-44 (13th year)
109-44 (13th year overall)



Team Facts

City/Town: Lincoln City

County: Spencer

Superintendent: Dan Scherry

Principal: Kate Kress

Athletic Director: Jay Burch

Athletic Trainer: Amanda Bickford

Head Coach: Todd Wilkerson

Asst. Coaches: Stan Jochim, Kevin Tempel,

Chris Sigler, Jeff Durham, Jade Winchell,

Luke Messmer, Jason Wilkerson,

Clay Radigan

Student Managers: Carter Lashley, Bret Lange

Offensive Formation: Multiple / Spread

Defensive Formation: Multiple

Colors: Red, White, and Blue

Conference: Pocket Athletic

Enrollment: 639

Last Year's W-L Record: 13-2

X: @hhpatriots

Season Results (13-1)

8/23	at Southridge	W	43-14
8/30	at Christian Academy (KY)	L	35-7
9/6	Boonville	W	38-0
9/13	South Spencer	W	48-0
9/20	at North Posey	W	43-7
9/27	Gibson Southern	W	28-0
10/4	Mt. Vernon (Posey)	W	55-6
10/11	at Princeton	W	56-7
10/18	at Washington	W	42-0

Sectional

10/25	at #7 Gibson Southern	W	35-18
11/1	Vincennes Lincoln	W	34-14
11/8	#1 Evansville Memorial	W	38-24

Regional

11/15	North Harrison	W	50-7
-------	----------------	---	------

Semi-State

11/22	Batesville	W	42-0
-------	------------	---	------

DEPTH CHART

Offense 2 Deep

Pos	#	Name	Grade	Pos	#	Name	Grade
QB	3	Jett Goldsberry	Jr.	QB	17	Tyce Winchell	So.
RB	2	Hunter Meredith	Sr.	RB	22	Trey Willard	Sr.
Slot	17	Tyce Winchell	So.	Slot	0	Alex Smith	Sr.
HB	22	Trey Willard	Sr.	HB	15	Andersen Smith	Sr.
WR	1	Peyton Gray	Jr.	WR	4	Donnie Kline	Sr.
WR	8	Tyler Ruxer	Jr.	WR	17	Tyce Winchell	So
RT	64	Jobe Quinn	Sr.	RT	67	Trenton Collins	Jr.
RG	70	Gabe Jackson	Jr.	RG	76	Peyton Martin	Jr.
C	52	Hayden Smith	Jr.	C	70	Gabe Jackson	Jr.
LG	66	Austin Braun	Jr.	LG	76	Peyton Martin	Jr.
LT	50	Parker Hart	Sr.	LT	67	Trenton Collis	Jr.

Defense 2 Deep

Pos	#	Name	Grade	Pos	#	Name	Grade
DT	22	Trey Willard	Jr.	DT	52	Hayden Smith	Jr.
N	68	Jacob Hockenberry	Sr.	N	76	Peyton Martin	Jr.
DT	67	Trenton Collins	Jr.	DT	32	Tyler Raven	Jr.
LB	2	Hunter Meredith	Sr.	LB	4	Donnie Kline	Sr.
LB	50	Parker Hart	Sr.	LB	52	Hayden Smith	Jr.
LB	7	Kaden Frakes	Sr.	LB	4	Donnie Kline	Sr.
R	0	Alex Smith	Sr.	R	12	Aiden Fischer	So.
SS	3	Jett Goldsberry	Jr.	SS	12	Aiden Fischer	So.
FS	15	Andersen Smith	Sr.	FS	17	Tyce Winchell	So.
C	8	Tyler Ruxer	Jr.	C	40	Karsen Pund	So.
C	24	Dalton Pledger	Jr.	C	17	Tyce Winchell	So.

Specialists

Pos	#	Name	Grade	Pos	#	Name	Grade
P	3	Jett Goldsberry	Jr.	P	7	Kaden Frakes	Sr.
PK	23	Carter Payne	Jr.	PK	6	Houston Lytton	Sr.
H	8	Tyler Ruxer	Jr.	H	12	Aiden Fischer	So.
PR	17	Tyce Winchell	So	PR	1	Peyton Gray	Jr.
LS	22	Trey Willard	Sr.	LS	64	Jobe Quinn	Sr.
KO	23	Carter Payne	Jr.	KO	6	Houston Lytton	Sr.
KR	3	Jett Goldsberry	Jr.	KR	2	Hunter Meredith	Sr.

HEAD COACH PROFILE

School: Heritage Hills High School

Name: Todd Wilkerson

Age: 54

Spouse's Name: Candy

Years Married: 31

Children's Names, Ages: Salina 27, Hope 27, Tyler 25, Grandson - Breckyn 4

Current Occupation, Employer: Education and Career Planning Coordinator Heritage Hills High School

No. of Years: 21st year in Education

If a teacher, what subjects and grades do you teach: Education and Career Planning Coordinator

Education B.S. Secondary Mathematics

High School Attended, Year Graduated: Heritage Hills High School 1988

College Attended, Year Graduated: Oakland City University 2003

Degree(s) / Major: Secondary Mathematics

Athletic Participation		
Sport	High School Years (ie: 1972, 73)	College Years (ie: 1976, 77)
Varsity Football	1984-1987	
Varsity Baseball	1986-1988	
Varsity Basketball	1985-1987	

As a high school or college player, have you ever competed in a State or National Championship Event in any sport? If yes, please give details: No

Coaching Experience (Football Only)

Years as Varsity Head Coach at Current School (ie: 5 years): 13th year

Actual Years as Varsity Head Coach at Current School (ie: 1996-2000): 2012 to present

Record as Varsity Head Coach at Current School: 109-44

Overall Varsity Head Coaching Record: 109-44

Do you coach any other sports at your school? No

Please list below where you've coached during your career starting with your current position:

School	Head / Asst.	No. of Years (ie: 5)	Actual Years (ie: 1992-present)
Heritage Hills High School	Head	13	2012 to present
Heritage Hills High School	Varsity Asst.	2	2010-2011
Heritage Hills High School	Freshman Coach	3	2007-2009
Heritage Hills Middle School	Middle School Coach	7	1999-2002, 2004-2006

Tournament Championships (As the Varsity Head Coach, list years your team won):

Sectional: 2014,2019,2023,2024

Regional: 2014,2019,2023,2024

Semi-State: 2019,2023,2024

State Championship:

Something interesting about you personally or professionally that people might not know:

Served in U.S. Navy 1992-1998 in Nuclear Power Program Stationed aboard U.S.S John C. Stennis (CVN-74) Nuclear Powered Aircraft Carrier.

Heritage Hills Football
Pronunciation Guide

6 Houston Lit-in

25 Angus Kol-e

55 Christopher Shear-er

59 Josh How-chin

60 Alex Lie-tle

61 Thomas Nepper

63 Wyatt Schlock-ter

72 Adrien Lie-tle

Assistant Coach Stan Yoke-m



East Noble Knights

Class 4A



Lt.	Dk.	Name	Gr.	Ht.	Wt.	Position(s)
1	1	Rylee Biddle	11	6-0	170	QB / DB
2	2	Dallas Plattner	12	5-11	180	RB / LB
3	3	Landon Swogger	12	6-1	175	WR / DB
4	4	Alexander Scott	10	6-2	175	WR / DB
5	5	Anthony Mitchener	12	5-11	165	QB / DB
6	6	Alex Brennan	12	6-0	215	TE / LB
7	7	Jayvion Stokes	12	5-9	165	WR / DB
8	8	Logan Hatton	12	5-10	165	WR / DB
9	9	Cooper Rhoades	11	5-7	140	RB / LB
10	10	Mason Treesh	11	5-11	165	WR / DB
11	11	Taylen Haley	9	5-10	145	QB / DB
12	12	Alexander Phillips	10	6-0	180	RB / DB
13	13	Gabriel Krantz	11	5-8	120	QB / DB
14	14	Ayden Ley	11	5-10	180	TE / LB
15	15	Jacob Ramey	12	5-9	170	RB / LB
16	16	Kobe Ritchie	12	6-0	200	WR / LB
17	17	William Barker	10	5-8	135	WR / DB
18	18	Easton Kline	10	5-9	155	QB / LB
19	19	Jaron Wade	10	5-6	135	WR / DB
20	20	Tyler Ekovich	10	5-10	160	WR / DB
21	21	Audreon Anderson	12	5-9	185	RB / DB
22	22	Landon Hicks	10	5-9	165	WR / LB
23	23	Jack Slater	10	5-9	155	WR / DB
24	24	Jordan Borders	12	6-2	185	WR / LB
26	26	Ian Ramey	10	5-9	170	RB / DB
27	27	Braydon Gienger	10	5-9	145	WR / LB
28	28	Levi Schlichtenmyer	10	5-3	105	WR / DB
30	30	Lucas Conley	10	5-7	155	RB / LB
32	32	Dylan Krehl	12	5-9	205	RB / LB
33	33	Andrew Oakes	11	5-10	175	RB / LB
34	34	Koen Quake	10	6-1	195	TE / LB
36	36	Blake Hartman	12	5-9	175	TE / LB
50	50	Landan Mills	9	5-9	175	OL / DL

Lt.	Dk.	Name	Gr.	Ht.	Wt.	Position(s)
51	51	Braylon Shire	11	5-10	205	OL / DL
52	52	Wyatt Rhoades	10	5-9	170	OL / DL
53	53	Trace Cain	12	6-2	230	OL / DL
54	54	Kaleb Strater	12	5-9	265	OL / DL
55	55	Braedyn Ridenour	10	6-0	175	OL / DL
56	56	Ian Smith	12	6-3	255	OL / DL
57	57	Aydan Gamble	11	6-1	260	OL / DL
59	59	James Miller	12	6-1	260	OL / DL
60	60	Hunter Bolen	12	5-10	230	OL / DL
61	61	Gavin Sparkman	12	6-2	210	OL / DL
62	62	Klayten Hindenlang	10	5-8	185	OL / DL
64	64	Samuel Strater	11	6-0	200	OL / DL
66	66	Colin Field	10	5-11	205	OL / DL
67	67	Hunter Shire	11	6-5	290	OL / DL
68	68	Parker Altimus	9	5-10	220	OL / DL
70	70	Hayden McCann	10	5-8	180	OL / DL
71	71	Tristan Tobin	10	5-11	200	OL / DL
72	72	Stephen Smith	12	6-0	230	OL / DL
74	74	Xavier Palacios	11	6-0	205	OL / DL
76	76	Aiden Everage	10	6-3	260	OL / DL
79	79	Hunter Smithson	11	6-1	290	OL / DL
80	80	Evan Sells	9	5-7	130	K
83	83	Alexander Sprague	12	5-11	180	K
84	84	Marcus Mortorff	11	6-3	175	TE / DL
85	85	Gavin Krantz	12	5-10	130	WR / DB
87	87	Pace Agee	12	6-0	190	TE / DL
88	88	Dalton Millhouse	10	5-11	155	TE / LB
89	89	Russell Gienger	9	6-0	145	WR / LB

East Noble Knights

Class 4A



Team Statistics

	East Noble	Opponents
Total Points / Points Per Game	541 / 38.6	144 / 10.29
First Downs / Per Game	236 / 16.85	138 / 9.85
Rushing Yards / Per Game	3391 / 242.2	649 / 47.1
Passing Yards / Per Game	1621 / 115.8	666 / 47.6
Total Yards / Per Game	5012 / 358	1325 / 94.64
Fumbles Recovered By	11	4
Intercepted By	30	7
Total Punts / Punt Average	37 / 35.7	N/A / 34.1
Penalties / Total Penalty Yards	67 / N/A	70 / N/A

Individual Statistics

Rushing		G	Att.	Yds.	TD	YPG	YPC	Long
32	Dylan Krehl	14	199	1625	19	116.1	8.2	66
2	Dallas Plattner	14	138	790	9	56.4	5.7	65
26	Ian Ramey	12	43	373	3	31.1	8.7	68
12	Alex Phillips	12	34	263	5	21.9	7.7	79

Passing		G	Comp.	Att.	Int.	TD	Yds.	YPG
1	Rylee Biddle	14	100	192	7	20	1584	113.1
18	Easton Kline	5	2	4	0	1	37	7.4

Receiving		G	Rec.	Yds.	TD	YPG	YPC	Long
10	Mason Treesh	13	42	620	6	47.7	14.8	76
3	Landon Swogger	14	19	348	3	24.9	18.3	42
8	Logan Hatton	14	13	253	5	18.1	19.5	63
24	Jordan Borders	14	8	196	5	17.8	24.5	62


Kicking		G	FGM	FGA	Long	PAT M	PAT A
83	Alex Sprague	14	5	7	36	69	72

Punting		G	No.	Avg.	Long
1	Rylee Biddle	14	37	35.7	64

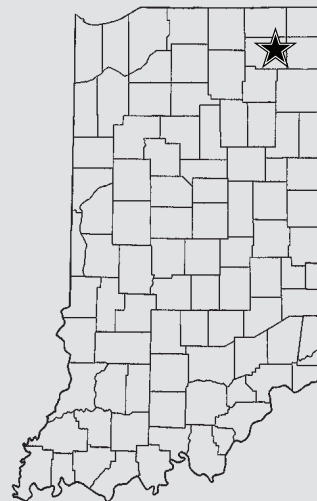
Defense		G	Tackles	For Loss	Sacks	INT	FF	FR
32	Dylan Krehl	14	116	20	5	1	3	2
8	Logan Hatton	14	90	7	0	4	0	0
16	Kobe Ritchie	14	78	19	5	5	2	0
61	Gavin Sparkman	14	73	12	3	0	1	0
15	Jake Ramey	14	73	6	1	0	1	1

State Finals History

State Champion: **(1)** 2000 (4A)
 State Runner-Up: **(2)** 2003 (4A), 2019 (4A)
 Appearances: **(4)** 2000 (4A), 2003 (4A), 2019 (4A),
 2024 (4A)



Alex Stewart
 Head Coach
 13-1 (1st year)
 67-40 (10th year overall)



Team Facts

City/Town: Kendallville
 County: Noble
 Superintendent: Teresa Gremaux
 Principal: Kathy Longenbaugh
 Athletic Director: Luke Amstutz
 Asst. Athletic Director: Brandon Durnell
 Athletic Trainer: Kylee Adrianson
 Head Coach: Alex Stewart
 Asst. Coaches: Ryan Robertson, Bret Sible, Kristian Jarrett, Dylan Hunley, Ty Lawson, Jared Delegrange, Matt Brian, Tystan McCreery, Jim Abbs, Rick Hulett, Zach Aldrich, Cody Wait, Matt Bennett, Joe Pasztor
 Student Managers: Destiny Sorrell, Iliah Acosta, Khiana McDaniels
 Offensive Formation: Power
 Defensive Formation: 3-4
 Colors: Blue and Gold
 Conference: Northeast Eight
 Enrollment: 989
 Last Year's W-L Record: 8-3
 X: @ENKnights

Season Results (13-1)

8/23	Bremen	W	42-6
8/31	at FW Snider	L	10-35
9/6	at Huntington North	W	28-16
9/13	Dekalb	W	35-0
9/20	at Leo	W	35-29
9/27	Norwell	W	42-0
10/4	Columbia City	W	35-14
10/11	at New Haven	W	65-0
10/18	at Belmont	W	75-7

Sectional

10/25	FW South Side	W	45-7
11/1	at #10 Leo	W	21-0
11/8	at FW Bishop Dwenger	W	38-0

Regional

11/15	Huntington North	W	52-17
-------	------------------	---	-------

Semi-State

11/22	#6 Mishawaka	W	18-13
-------	--------------	---	-------

DEPTH CHART

Offense 2 Deep							
Pos	#	Name	Grade	Pos	#	Name	Grade
QB	1	Rylee Biddle	12	QB	18	Easton Kline	10
RB	32	Dylan Krehl	12	RB	2	Dallas Plattner	12
TE	6	Alex Brennan	12	TE	14	Ayden Ley	11
WR	3	Landon Swogger	12	WR	8	Logan Hatton	12
WR	24	Jordan Borders	12	WR	12	Alex Phillips	10
WR	10	Mason Treesh	11	WR	4	Alex Scott	10
OT	67	Hunter Shire	11	OT	51	Braylon Shire	11
OG	59	James Miller	12	OG	72	Stephen Smith	12
C	79	Hunter Smithson	11	C	52	Wyatt Rhoades	10
OG	60	Hunter Bolen	12	OG	61	Gavin Sparkman	12
OT	56	Ian Smith	12	OT	74	Xavier Palacios	11

Defense 2 Deep							
Pos	#	Name	Grade	Pos	#	Name	Grade
DE	87	Pace Agee	12	DE	6	Alex Brennan	12
NT	61	Gavin Sparkman	12	NT	59	James Miller	12
DE	14	Ayden Ley	11	DE	74	Xavier Palacios	11
LB	2	Dallas Plattner	12	LB	36	Blake Hartman	12
LB	32	Dylan Krehl	12	LB	34	Koen Quake	10
LB	15	Jake Ramey	12	LB	33	Andrew Oakes	11
LB	16	Kobe Ritchie	12	LB	21	Audreon Anderson	12
S	8	Logan Hatton	12	S	26	Ian Ramey	10
S	1	Rylee Biddle	11	S	18	Easton Kline	10
CB	10	Mason Treesh	11	CB	4	Alex Scott	10
CB	5	Anthony Mitchener	12	CB	7	Javion Stokes	12

Specialists							
Pos	#	Name	Grade	Pos	#	Name	Grade
P	1	Rylee Biddle	11	P	3	Landon Swogger	12
PK	83	Alex Sprague	12	PK	3	Landon Swogger	12
H	18	Easton Kline	10	H	1	Rylee Biddle	11
PR	8	Logan Hatton	12	PR	10	Mason Treesh	11
LS	6	Alex Brennan	12	LS	32	Dylan Krehl	12
KO	83	Alex Sprague	12	KO	3	Landon Swogger	12
KR	8	Logan Hatton	12	KR	12	Alex Phillips	10

HEAD COACH PROFILE

School: East Noble High School

Name: Alex Stewart

Age: 37

Spouse's Name: Rachael

Years Married: 11

Children's Names, Ages: Savannah, 4 Sophie, 2 Sadie, 8 months

Current Occupation, Employer: Strength & Conditioning Coordinator at East Noble High School

No. of Years: 10th of as HFC (1st at East Noble)

If a teacher, what subjects and grades do you teach: Strength & Conditioning Coordinator

Education

High School Attended, Year Graduated: Carroll 2006

College Attended, Year Graduated: Georgetown College 2010

Degree(s) / Major: Exercise Science

Athletic Participation

Sport	High School Years (ie: 1972, 73)	College Years (ie: 1976, 77)
Football	2002-2005	2006-2010

As a high school or college player, have you ever competed in a State or National Championship Event in any sport? If yes, please give details: No

Coaching Experience (Football Only)

Years as Varsity Head Coach at Current School (ie: 5 years): 1

Actual Years as Varsity Head Coach at Current School (ie: 1996-2000): 2024

Record as Varsity Head Coach at Current School: 13-1

Overall Varsity Head Coaching Record: 67-40

Do you coach any other sports at your school? No

Please list below where you've coached during your career starting with your current position:

School	Head / Asst.	No. of Years (ie: 5)	Actual Years (ie: 1992-present)
East Noble High School	Head	1	2024-Present
Western High School	Head	7	2017-2023
Northwestern High School	Head	2	2015-2016
Richmond High School	Assistant	2	2013-2014
Northwestern High School	Assistant	2	2011-2012

Tournament Championships (As the Varsity Head Coach, list years your team won):

Sectional: 2024

Regional: 2024

Semi-State: 2024

State Championship:

Something interesting about you personally or professionally that people might not know:



School:

East Noble High School

Players

Please include a pronunciation guide for ALL names

Count	Player's Number	Name & Pronunciation
1	1	Rylee Biddle
2	2	Dallas Plattner
3	3	Landon Swogger
4	4	Alexander Scott
5	5	Anthony Mitchener (Mitch ner)
6	6	Alex Brennan
7	7	Jayvion (Jay v on) Stokes
8	8	Logan Hatton (Hat ton)
9	9	Cooper Rhoades
10	10	Mason Treesh (Trish)
11	11	Taylen Haley (Hay lee)
12	12	Alexander Phillips
13	13	Gabriel Krantz
14	14	Ayden Ley
15	15	Jacob Ramey (Ray me)
16	16	Kobe Ritchie (Rich e)
17	17	William Barker
18	18	Easton Kline
19	19	Jaron (Jar in) Wade
20	20	Tyler Ekovich (Eko vich)
21	21	Audreon (aw dree on) Anderson (An der son)
22	22	Landon Hicks
23	23	Jack Slater
24	24	Jordan Borders
25	26	Ian Ramey
26	27	Braydon Gienger (Ging er)
27	28	Levi Schlichtenmyer (Shlick ta myer)
28	30	Lucas Conley
29	32	Dylan Krehl (Krail)
30	33	Andrew Oakes
31	34	Koen (Ko n) Quake
32	36	Blake Hartman
33	50	Landan Mills

Count	Player's Number	Name
34	51	Braylon Shire
35	52	Wyatt Rhoades
36	53	Trace Cain
37	54	Kaleb Strater
38	55	Braedyn Ridenour (Rid a now er)
39	56	Ian Smith
40	57	Aydan Gamble
41	59	James Miller
42	60	Hunter Bolen
43	61	Gavin Sparkman
44	62	Klayten Hidenlang (Hen den lang)
45	64	Samuel Strater (Str a ter)
46	66	Colin Field
47	67	Hunter Shire
48	68	Parker Altimus (Al ta mis)
49	70	Hayden McCann
50	71	Tristan Tobin
51	72	Stephen Smith
52	74	Xavier Palacios (Pa las e os)
53	76	Aiden Everage
54	79	Hunter Smithson
55	80	Evan Sells
56	83	Alexander Sprague (Sprayg)
57	84	Marcus Mortorff
58	85	Gavin Krantz
59	87	Pace Agee (A gee)
60	88	Dalton Millhouse
61	89	Russell Gienger (Ging er)
62		Destiny Sorrell (Manager)
63		Illiah Acosta (Manger)
64		Khiana McDaniels (Manager)
65		Cindy Miller (Videographer)
66		Rob Benendt (Statician)
67		Terry Lewis (Team Photographer)
68		Phil Corbin (Team Doctor)
69		Dave Conner (Team Doctor)
70		Kylee Adrianson (Trainer)
71		Trevor Tipton
72		Matt Bennett
73		Joe Pasztor
74		Dylan Hunley
75		Jared Delagrance
76		Cody Wait
77		Trystan McCreery
78		Ty Lawson
79		Rick Hulett
80		Matt Brian
81		Zach Aldrich
82		Jim Abbs
83		Kristian Jarrett
84		Ryan Robertson
85		Bret Sible

* PLEASE LIST HEAD COACH LAST!

Coaches/Administrators/Support Staff

Count	Name & Pronunciation	Title
1	Dr. Teresa Gremeaux (Gra mo)	Superintendent
2	Kathy Longenbaugh	Principal
3	Josh Schache (Shock e)	Assistant Principal
4	Jamie Perlich	Assistant Principal
5	Danielle Erwin	Athletic Secretary
6	Brandon Durnell	Assistant Athletic
7	Luke Amstutz	Athletic Director
8	Alex Stewart	Head Coach
9		
10		

Thank you,

Robert Faulkens

Assistant Commissioner



New Palestine Dragons

Class 4A



Lt.	Dk.	Name	Gr.	Ht.	Wt.	Position(s)
2	2	Cameron Rollyson	11	5-11	181	WR / DB
3	3	Austin McMahan	12	6-2	168	WR / DB
4	4	Caden Jacobia	11	5-10	184	RB / DB
5	5	Connor Jacobia	11	5-10	150	WR / DB
6	6	Brody Perkins	12	5-11	178	QB / LB
7	7	Ryder Gardner	10	5-10	152	QB / DB
8	8	Gavin Neal	11	6-0	199	QB / LB
9	9	Max Wiegand	12	5-9	159	WR / DB
10	10	Eli Wasson	12	6-4	188	WR / DB
11	11	Mason Oglesby	10	6-3	214	TE / LB
12	12	Desmond Palmer	11	5-11	177	WR / DB
13	13	Jacob Davis	11	6-2	179	QB / DB
14	14	Gavin Lumpkin	12	5-9	142	RB / DB
15	15	Brody Meyer	11	5-10	167	WR / DB
16	16	Alex Guhl	12	6-0	209	TE / LB
17	17	Bryan Caldwell	11	5-11	177	WR / DB
20	20	Dylan Drago	12	5-10	177	WR / DB
21	21	Landon Maddox	10	6-1	174	WR / DB
22	22	Rudy Hubbard	11	5-8	177	WR / DB
23	23	Aalijah Lissade	11	5-9	166	WR / DB
24	24	Sam Adam	12	6-1	186	WR / DB
25	25	Waynee Estes	10	5-7	161	RB / LB
26	26	Kole Hege	10	6-1	177	TE / LB
27	27	Marshall Giant	10	5-9	139	WR / DB
28	28	Jake Wells	12	6-0	177	K / P
29	29	Brady Lantz	10	5-9	144	WR / DB
30	30	Mallari Johnson	12	5-5	136	K
31	31	Ryker Yonts	9	5-8	156	WR / LB
32	32	TJ Wadman	12	5-6	146	RB / DB
33	33	Garrett Ranes	11	6-1	234	TE / LB
34	34	Josh Ranes	11	6-0	232	RB / LB
35	35	Brayden Newsom	10	5-10	157	WR / DB
36	36	Deakin Gibson	10	5-8	146	RB / DB
37	37	Braeden Lintner	10	5-6	152	WR / DB

Lt.	Dk.	Name	Gr.	Ht.	Wt.	Position(s)
38	38	Evan Walker	9	5-10	164	RB / LB
39	39	Colby Burton	10	5-11	168	WR / DB
40	40	Evan Stickford	10	5-2	118	RB / LB
41	41	Andrew Davis	9	5-11	160	WR / DB
42	42	Dylan Turk	10	5-7	142	WR / LB
43	43	Sam Hirschy	9	6-3	216	TE / DL
44	44	Connor Groves	11	5-11	152	WR / LB
45	45	Austin Groves	11	5-9	154	WR / LB
46	46	Bryce Marrow	10	5-7	149	WR / DB
50	50	Colin Whetsel	11	6-0	224	OL / DL
51	51	Brody Wallace	11	5-10	192	OL / DL
52	52	Michael Thacker	12	6-1	268	OL / DL
54	54	John Ranes	12	6-2	283	OL / DL
55	55	Aiden Linn	10	5-8	187	OL / DL
56	56	Aiden Redmon	11	5-10	241	OL / DL
57	57	Jayden Limpus	10	6-0	194	OL / DL
58	58	Luke Hensel	11	5-11	212	OL / DL
59	59	Nick Cook	10	6-3	302	OL / DL
65	65	William Glesing	10	6-0	271	OL / DL
66	66	Isaiah Wise	11	5-11	211	OL / DL
72	72	Abe Walling	11	6-3	241	OL / DL
73	73	Logan Myers	12	5-11	155	OL / DL
74	74	JaMicheal Curry	11	5-5	268	OL / DL
75	75	Brock Brownfield	11	6-3	262	OL / DL
77	77	Landon Seib	12	6-0	265	OL / DL
78	78	Kaeden Ralph	9	6-1	208	OL / DL
80	80	Carrington Gandy	10	5-9	154	WR / DB
81	81	Brody Smith	10	6-2	170	WR / DB
82	82	Tyler Graves	10	5-8	143	WR / DB
83	83	John Collins	10	5-5	109	WR / DB
84	84	Ty Richmond	10	5-8	123	WR / DB


New Palestine Dragons

Class 4A



Team Statistics

	New Palestine	Opponents
Total Points / Points Per Game	545 / 38.9	135 / 9.6
First Downs / Per Game	237 / 16.9	143 / 10.2
Rushing Yards / Per Game	3690 / 263.6	781 / 55.8
Passing Yards / Per Game	1847 / 141.9	1689 / 120.6
Total Yards / Per Game	5537 / 395.5	2470 / 176.4
Fumbles Recovered By	10	4
Intercepted By	18	1
Total Punts / Punt Average	23 / 33.1	50 / 31.5
Penalties / Total Penalty Yards	94 / 877	67 / 485



Individual Statistics

Rushing		G	Att.	Yds.	TD	YPG	YPC	Long
34	Josh Ranes	14	195	2072	26	148.0	10.6	89
13	Jacob Davis	14	110	612	12	43.7	5.6	56
4	Caden Jacobia	12	63	455	10	37.9	7.2	43
9	Max Wiegand	14	57	336	1	24.0	5.9	43

Passing		G	Comp.	Att.	Int.	TD	Yds.	YPG
13	Jacob Davis	14	117	176	1	22	1822	130.1
7	Ryder Gardner	5	3	3	0	0	13	2.6

Receiving		G	Rec.	Yds.	TD	YPG	YPC	Long
3	Austin McMahan	14	36	778	12	55.6	21.6	99
11	Mason Oglesby	10	28	311	1	31.1	11.1	51
2	Cameron Rollyson	14	24	280	2	20.0	11.7	33
10	Eli Wasson	14	18	266	3	19.0	14.8	66

Kicking		G	FGM	FGA	Long	PAT M	PAT A
28	Jake Wells	14	4	8	49	62	68

Punting		G	No.	Avg.	Long
13	Jacob Davis	14	17	553	32.5

Defense		G	Tackles	For Loss	Sacks	INT	FF	FR
33	Garrett Ranes	14	83	19.5	3.5	1	2	0
52	Michael Thacker	14	81	29.5	10	1	1	2
75	Brock Brownfield	14	53	13.0	7.0	0	0	0
34	Josh Ranes	14	50	5.5	1.0	1	0	0
2	Cameron Rollyson	14	49	1.5	0	1	0	1

State Finals History

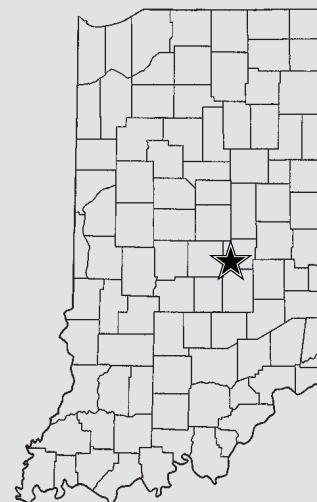
State Champion: **(3)** 2014 (4A), 2018 (5A), 2019 (5A)

State Runner-Up: **(2)** 1990 (3A), 2015 (5A)

Appearances: **(6)** 1990 (3A), 2014 (4A), 2015 (5A),
2018 (5A), 2019 (5A), 2024 (4A)



Kyle Ralph
Head Coach
140-14 (12th year)
140-14 (12th year overall)



Team Facts

City/Town: New Palestine

County: Hancock

Superintendent: Dr. Gina Pleak

Principal: Jim Voelz

Athletic Director: Brian Murphy

Asst. Athletic Director: Trent Whitaker

Assoc. Athletic Director: Nancy Workman

Sports Information Director: Andrew Smith

Athletic Trainer: Ryan Vogel

Head Coach: Kyle Ralph

Asst. Coaches: Scott McMurray, Nick Brickens,

Duke Blackwell, Dan Buchanan, Kerry Estes,

James Evans, John Horan, Garrett Kuhn,

Gunnar Large, Brad Ralph, Mike Bruno,

Matt Hayden, Doug Pardue, Ethan Sturgeon,

Kirk Woodcock

Student Managers: Ireland Armstrong,

Kylee Beranek, Lexa Campbell, Zac Lytell,

Alanna McDonald, Justice Tweedy

Offensive Formation: Power Spread

Defensive Formation: 3-3 Stack

Colors: Red and White

Conference: Hoosier Heritage

Enrollment: 1254

Last Year's W-L Record: 11-3

X: @NPHSDragons

Season Results (13-0)

8/23	Kokomo	W	35-14
9/6	at Yorktown	W	41-13
9/13	at Mt. Vernon (Fortville)	W	56-8
9/20	at Pendleton Heights	W	56-17
9/28	Greenfield-Central	W	38-0
10/4	at Shelbyville	W	35-0
10/11	at New Castle	W	44-6
10/18	Delta	W	38-0

Sectional

10/25	Mt. Vernon (Fortville)	W	28-14
11/1	at Yorktown	W	41-7
11/8	Pendleton Heights	W	41-7

Regional

11/15	at #5 Indpls. Chatard	W	28-21 (OT)
-------	-----------------------	---	---------------

Semi-State

11/22	#3 Martinsville	W	43-7
-------	-----------------	---	------

DEPTH CHART

Offense 2 Deep							
Pos	#	Name	Grade	Pos	#	Name	Grade
WR	10	Eli Wasson	Sr.	WR	12	Desmond Palmer	Jr.
SL	2	Cameron Rollyson	Jr.	SL	5	Connor Jacobia	Jr.
LT	75	Brock Brownfield	Jr.	LT	54	John Ranes	Sr.
LG	56	Aiden Redmon	Jr.	LG	78	Kaden Ralph	Fr.
C	50	Colin Whetsel	Jr.	C	66	Isaiah Wise	Jr.
RG	77	Landon Seib	Sr.	RG	65	William Glesing	So.
RT	72	Abe Walling	Jr.	RT	52	Michael Thacker	Sr.
SL	11	Mason Oglesby	So.	SL	33	Garrett Ranes	Jr.
WR	3	Austin McMahan	Sr.	WR	21	Landon Maddox	So.
QB	13	Jacob Davis	Jr.	QB	8	Gavin Neal	Jr.
RB	34	Josh Ranes	Jr.	RB	4	Caden Jacobia	Jr.

Defense 2 Deep							
Pos	#	Name	Grade	Pos	#	Name	Grade
DT	52	Michael Thacker	Sr.	DT	50	Colin Whetsel	Jr.
NG	72	Abe Walling	Jr.	NG	65	William Glesing	So.
DT	75	Brock Brownfield	Jr.	DT	54	John Ranes	Sr.
SLB	11	Mason Oglesby	So.	SLB	16	Alex Guhl	Sr.
MLB	33	Garrett Ranes	Jr.	MLB	6	Brody Perkins	Sr.
WLB	34	Josh Ranes	Jr.	WLB	26	Kole Hege	So.
AL	4	Caden Jacobia	Jr.	AL	21	Landon Maddox	So.
AL	2	Cameron Rollyson	Jr.	AL	15	Brody Meyer	Jr.
CB	23	Aalijah Lissade	Jr.	CB	14	Gavin Lumpkin	Sr.
CB	12	Desmond Palmer	Jr.	CB	9	Max Wiegand	Sr.
S	5	Connor Jacobia	Jr.	S	3	Austin McMahan	Sr.

Specialists							
Pos	#	Name	Grade	Pos	#	Name	Grade
P	13	Jacob Davis	Jr.	P	28	Jake Wells	Sr.
PK	28	Jake Wells	Sr.	PK	30	Mallari Johnson	Sr.
H	13	Jacob Davis	Jr.	H			
PR	2	Cameron Rollyson	Jr.	PR			
LS	50	Colin Whetsel	Jr.	LS	26	Kole Hege	So.
KO	28	Jake Wells	Sr.	KO	32	Evan Walker	Fr.
KR	4	Caden Jacobia	Jr.	KR	9	Max Wiegand	Sr.

HEAD COACH PROFILE

School: New Palestine

Name: Kyle Ralph

Age: 40

Spouse's Name: Ashley

Years Married: 16

Children's Names, Ages: Kaeden, 14; Madison, 11; Kenley, 7

Current Occupation, Employer: Teacher, New Palestine High School

No. of Years: 12

If a teacher, what subjects and grades do you teach: Advanced PE, 9-12

Education

High School Attended, Year Graduated: St. Xavier High School, Cincinnati, OH 2002

College Attended, Year Graduated: University of North Carolina-Chapel Hill, 2006

Degree(s) / Major: B.A. History

Athletic Participation		
Sport	High School Years (ie: 1972, 73)	College Years (ie: 1976, 77)
Football	1998-2001	2002-05
Track and field	1999-2002	

As a high school or college player, have you ever competed in a State or National Championship Event in any sport? If yes, please give details: As a senior in high school (2001 football season), we lost in the state championship game to Cleveland St. Ignatius.

Coaching Experience (Football Only)

Years as Varsity Head Coach at Current School (ie: 5 years):

12 years

Actual Years as Varsity Head Coach at Current School (ie: 1996-2000):

2013-2024

Record as Varsity Head Coach at Current School:

140-14

Overall Varsity Head Coaching Record:

140-14

Do you coach any other sports at your school?

I have coached the throwers in track and field

Please list below where you've coached during your career starting with your current position:			
School	Head / Asst.	No. of Years (ie: 5)	Actual Years (ie: 1992-present)
New Palestine High School	Head	12	2013-present
Withrow HS, Cincinnati	Asst.	2	2011-12
Oak Hills HS, Cincinnati	Asst.	3	2008-10
St. Xavier HS, Cincinnati	Asst.	1	2007

Tournament Championships (As the Varsity Head Coach, list years your team won):

Sectional: 2013, 2014, 2015, 2018, 2019, 2021, 2022, 2023, 2024

Regional: 2013, 2014, 2015, 2018, 2019, 2023, 2024

Semi-State: 2014, 2015, 2018, 2019, 2024

State Championship: 2014, 2018, 2019

Something interesting about you personally or professionally that people might not know:

I am incredibly superstitious, going back to my playing days in HS and in college and now as a coach.

THE 2024 DRAGONS

No.	Name	Pos.	Ht.	Wt.	Class	No.	Name	Pos.	Ht.	Wt.	Class
2	Cameron Rollyson	WR/DB	5-11	181	Jr.	36	Deakin Gibson	RB/DB	5-8	146	So.
3	Austin McMahan	WR/DB	6-2	168	Sr.	37	Braeden Lintner	WR/DB	5-6	152	So.
4	Caden Jacobia	RB/DB	5-10	184	Jr.	38	Evan Walker	RB/LB	5-10	164	Fr.
5	Connor Jacobia	WR/DB	5-10	150	Jr.	39	Colby Burton	WR/DB	5-11	168	So.
6	Brody Perkins	QB/LB	5-11	178	Sr.	40	Evan Stickford	RB/LB	5-2	118	So.
7	Ryder Gardner	QB/DB	5-10	152	So.	41	Andrew Davis	WR/DB	5-11	160	Fr.
8	Gavin Neal	QB/LB	6-0	199	Jr.	42	Dylan Turk	WR/LB	5-7	142	So.
9	Max Wiegand	WR/DB	5-9	159	Sr.	43/61	Sam Hirschy	TE/DL	6-3	216	Fr.
10	Eli Wasson	WR/DB	6-4	188	Sr.	44	Connor Groves	WR/DB	5-11	152	So.
11	Mason Oglesby	TE/LB	6-3	214	So.	45	Austin Groves	WR/DB	5-9	154	So.
12	Desmond Palmer	WR/DB	5-11	177	Jr.	46	Bryce Marrow	WR/DB	5-7	149	So.
13	Jacob Davis	QB/DB	6-2	179	Jr.	50	Colin Whetsel	OL/DL	6-0	224	Jr.
14	Gavin Lumpkin	RB/DB	5-9	142	Sr.	51	Brody Wallace	OL/DL	5-10	192	Jr.
15	Brody Meyer	WR/DB	5-10	167	Jr.	52	Michael Thacker	OL/DL	6-1	268	Sr.
16	Alex Guhl	TE/LB	6-0	209	Sr.	54	John Ranese	OL/DL	6-2	283	Sr.
17	Bryan Caldwell	WR/DB	5-11	177	Jr.	55	Aiden Linn	OL/DL	5-8	187	So.
18	Judea Holt	WR/DB	5-11	158	Jr.	56	Aiden Redmon	OL/DL	5-10	241	Jr.
20	Dylan Dragoo	WR/DB	5-10	177	Sr.	57	Jayden Limpus	OL/DL	6-0	194	So.
21	Landon Maddox	WR/DB	6-1	174	So.	58	Luke Hensel	OL/DL	5-11	212	Jr.
22	Rudy Hubbard	WR/DB	5-8	177	Jr.	59	Nick Cook	OL/DL	6-3	302	So.
23	Aalijah Lissade	WR/DB	5-9	166	Jr.	65	William Glesing	OL/DL	6-0	271	So.
24	Sam Adam	WR/DB	6-1	186	Sr.	66	Isaiah Wise	OL/DL	5-11	211	So.
25	Waynee Estes	RB/LB	5-7	161	So.	72	Abe Walling	OL/DL	6-3	241	Jr.
26	Kole Hege	TE/LB	6-1	177	So.	73	Logan Myers	OL/DL	5-10	180	Sr.
27	Marshall Giant	WR/DB	5-9	139	So.	74	JaMicheal Curry	OL/DL	5-5	268	Jr.
28	Jake Wells	K/P	6-0	177	Sr.	75	Brock Brownfield	OL/DL	6-3	262	Jr.
29	Brady Lantz	WR/DB	5-9	144	So.	77	Landon Seib	OL/DL	6-0	265	Sr.
30	Mallari Johnson	K	5-5	136	Sr.	78	Kaeden Ralph	OL/DL	6-1	208	Fr.
31	Ryker Yonts	WR/LB	5-8	156	Fr.	80	Carrington Gandy	WR/DB	5-9	154	So.
32	T.J. Wadman	RB/DB	5-6	154	Sr.	81	Brody Smith	WR/DB	6-2	170	So.
33	Garrett Ranese	TE/LB	6-1	234	Jr.	82	Tyler Graves	WR/DB	5-8	143	So.
34	Josh Ranese	RB/LB	6-0	232	Jr.	83	John Collins	WR/DB	5-5	109	So.
35	Brayden Newsom	WR/DB	5-10	157	So.	84	Ty Richmond	WR/DB	5-8	123	So.

VARSIITY COACHING STAFF

Kyle Ralph (head coach/offensive coordinator)
 Scott McMurray (defensive coordinator)
 Nick Brickens (special teams coordinator)
 Duke Blackwell
 Dan Buchanan
 Kerry Estes
 James Evans
 John Horan
 Garrett Kuhn
 Gunnar Large
 Alex Neligh

FRESHMAN COACHING STAFF

Brad Ralph (HC), Mike Bruno, Matt Hayden, Doug Par-
 due, Ethan Sturgeon, Kirk Woodcock

STUDENT MANAGERS

Ireland Armstrong, Kylee Beranek, Zac Lytell, Alanna Mc-
 Donald, Justice Tweedy

MEDICAL STAFF

Ryan Vogel, athletic trainer
 Dr Greg Estes, team physician
 Lexa Campbell, student trainer

ATHLETIC ADMINISTRATION

Brian Murphy, athletic director
 Trent Whitaker, assistant athletic director
 Nancy Workman, associate athletic director
 Summer Parsons, athletic secretary
 Andrew Smith, sports information director

SCHOOL ADMINISTRATION

Dr. Gina Pleak, superintendent
 Jim Voelz, principal
 Mitchel Burk & Craig Moore, assistant principals

PRONUNCIATION GUIDE

New Palestine	pal-uh-steen
3 Austin McMahan	mic-MAY-un
9 Max Wiegand	wee-gund
16 Alex Guhl	"gool"
23 Aalijah Lissade	liss-odd
26 Kole Hege	HEG-ee
29 Brady Lantz	lahntz
50 Colin Whetsel	wets-sull
65 William Glesing	gles-sing
77 Landon Seib	SIBE





Warsaw Community Tigers

Class 5A



Lt.	Dk.	Name	Gr.	Ht.	Wt.	Position(s)	Lt.	Dk.	Name	Gr.	Ht.	Wt.	Position(s)
2	2	Nathan Trusty	9	5-9	160	QB / DB	50	50	Ivan Ponce	12	6-3	240	OL / DL
3	3	Brady Sauer	9	5-6	155	QB / LB	51	51	Cole Koontz	12	5-11	185	OL / LB
4	4	Ethan Egolf	12	6-2	190	HB / DB	52	52	Gavin Schultz	12	5-9	185	OL / LB
5	5	Nolan Himes	9	5-4	110	HB / DB	53	53	Zack Reneker	10	5-9	185	OL / DL
6	6	Tristan Wilson	12	5-9	155	HB / DB	54	54	Jaxon Hershberger	9	6-0	180	OL / DL
7	7	Robbie Straughan	11	6-0	160	SE / DB	55	55	Brody Heady	10	6-1	205	OL / DL
8	8	Ethan Rivich	10	6-0	160	QB / DB	56	56	Christian Cullers	10	5-10	205	OL / DL
9	9	Daylor Vilamaa	12	6-1	190	QB / DB	57	57	Tyler Antunez-Brito	12	5-6	178	OL / DL
10	10	Quinton Brock	11	6-1	180	QB / DB	58	58	Ulysses Ortiz	10	5-7	175	OL / DL
11	11	Cohen Heady	12	6-0	200	TE / LB	59	59	Logan Ellison	10	5-8	190	OL / LB
12	12	Drew Sullivan	12	6-3	210	QB / DB	60	60	Nolan Hoffman	10	5-7	190	OL / DL
13	13	Cohen McCray	10	5-10	160	QB / DB	61	61	Hunter Bussard	9	5-10	205	OL / DL
14	14	Cam Bause	10	5-10	175	FB / LB	62	62	Phillip Boston	9	6-1	200	OL / DL
15	15	Walker Perry	9	5-11	150	SE / LB	63	63	Brayden Skeans	10	5-8	215	OL / DL
16	16	Nathan Villa	10	5-10	175	HB / LB	64	64	Logan Cleveland	10	6-0	283	OL / DL
17	17	Ethan Sinclair	9	5-10	155	HB / DB	65	65	Kameron Kauffman	12	6-2	240	OL / DL
18	18	Hunter Dillon	11	5-10	170	TE / LB	66	66	Blake Cooksey	11	6-0	215	OL / DL
19	19	Landen Habegger	9	5-7	155	HB / DB	67	67	Jacob Stofer	10	6-3	293	OL / DL
20	20	Parker Sweet	10	5-11	155	HB / DB	68	68	Ethan Cook	10	6-0	215	OL / DL
21	21	Liam Kennedy	11	6-0	168	SE / LB	69	69	Quinton Wilson	10	6-2	235	OL / DL
22	22	Fletcher Pohl	11	6-2	180	SE / LB	70	70	Ben Booren	12	6-1	220	OL / DL
24	24	Joshua Owens	11	5-9	155	HB / DB	71	71	James Leiter	12	6-1	225	OL / DL
25	25	Jake Rhoades	12	5-7	180	SE / LB	72	72	Dylan Foreman	10	5-11	230	OL / DL
26	26	Carson Chizum	12	5-10	155	SE / DB	73	73	Wyatt Dawson	12	6-1	230	OL / DL
27	27	Milo Miller	9	5-8	140	SE / DB	74	74	Andrew Contreras	11	6-3	255	OL / DL
28	28	Evan Davis	12	5-7	145	HB / DB	75	75	Owen Corbin	10	6-3	230	OL / DL
29	29	Wyatt Harman	10	5-10	145	HB / DB	76	76	Andrew McDonald	12	6-2	300	OL / DL
30	30	Alex Vallejo	11	5-5	155	FB / LB	78	78	Hunter Dippon	12	6-2	270	OL / DL
31	31	Riley Hogendobler	10	5-1	115	SE / DB	79	79	Daniel Ramirez	12	5-9	275	OL / DL
32	32	Andrew Robertson	10	5-6	115	SE / DB	80	80	Fisher Whitaker	9	6-1	165	P / K
33	33	Jayden Habegger	12	5-11	215	LS / LB	81	81	Jamison Parker	9	5-7	165	FB / LB
34	34	Logan Hohman	10	5-10	150	SE / DB	82	82	Chris Figueroa-Torres	10	5-6	160	FB / DL
35	35	Ty Martin	9	5-1	165	FB / LB	83	83	Ethan Sroufe	11	5-6	140	SE / DB
36	36	Mason Smythe	12	5-11	160	P / K	84	84	Ryan Carnes	9	5-7	140	SE / DB
37	37	Daylon Fitzpatrick	11	5-7	155	FB / LB	85	85	Dwight Sommers	11	5-10	165	SE / LB
38	38	Trey Pattison III	11	6-0	145	SE / DB	87	87	Jonathon Mcfadden	10	5-10	160	SE / DB
39	39	Hayden Farmer	10	6-0	170	SE / LB	88	88	Kendrick Stookey	9	5-8	170	FB / LB
40	40	Matthew Flores-Ortega	10	5-8	150	FB / LB	89	89	Logan Carl	11	6-1	160	SE / DB
41	41	Robinson Hoffert	12	5-3	160	FB / LB	90	90	Grady Nelson	10	6-4	235	TE / DL
42	42	Zahmari Terry	11	6-0	175	HB / DB	91	91	Colton Beard	9	6-0	165	HB / DB
43	43	Brody Duncan	11	5-7	165	FB / LB	93	93	Kaymen Delph	12	6-1	198	OL / DL
44	44	Michael Schenck	10	6-2	185	FB / LB	94	94	Mason Gabrich	12	5-9	215	TE / DL
45	45	Jett Bender-Roe	10	5-11	145	SE / DB	95	95	Trevor Glaze	9	5-10	160	TE / LB
46	46	Tucker Reed	10	5-7	140	HB / DB	97	97	Aydin Cook	9	5-10	240	OL / DL
47	47	Micah Kohler	10	5-10	155	SE / DB	99	99	Rock Lambert	9	6-4	280	OL / DL
48	48	Enrique Silva	11	5-9	165	FB / LB							
49	49	Ray Norman	10	5-6	125	SE / DB							

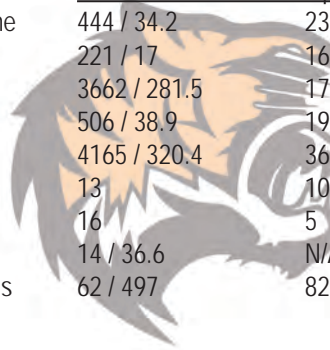
Warsaw Community Tigers

Class 5A



Team Statistics

	Warsaw	Opponents
Total Points / Points Per Game	444 / 34.2	238 / 18.3
First Downs / Per Game	221 / 17	169 / 13
Rushing Yards / Per Game	3662 / 281.5	1741 / 133.9
Passing Yards / Per Game	506 / 38.9	1943 / 149.5
Total Yards / Per Game	4165 / 320.4	3684 / 283.4
Fumbles Recovered By	13	10
Intercepted By	16	5
Total Punts / Punt Average	14 / 36.6	N/A
Penalties / Total Penalty Yards	62 / 497	82 / 579



Individual Statistics

Rushing		G	Att.	Yds.	TD	YPG	YPC	Long
12	Drew Sullivan	9	171	908	9	100.9	5.3	-
10	Quinton Brock	13	86	804	10	61.8	9.3	-
43	Brody Duncan	13	157	681	7	52.4	4.3	-
46	Tucker Reed	13	34	451	9	34.6	13.3	-

Passing		G	Comp.	Att.	Int.	TD	Yds.	YPG
12	Drew Sullivan	9	18	43	4	3	318	24.5
10	Quinton Brock	13	13	23	1	6	178	13.7

Receiving		G	Rec.	Yds.	TD	YPG	YPC	Long
4	Ethan Egolf	13	19	300	5	23.1	15.8	-
10	Quinton Brock	13	4	86	2	21.5	21.5	-
6	Tristan Wilson	13	2	26	0	2.0	13	-


Kicking		G	FGM	FGA	Long	PAT M	PAT A
36	Mason Smythe	13	5	7	47	52	55

Punting		G	No.	Avg.	Long
36	Mason Smythe	13	14	36.6	59

Defense		G	Tackles	For Loss	Sacks	INT	FF	FR
6	Tristan Wilson	13	69	4.5	0	6	1	0
52	Gavin Schultz	13	72	7	3	0	1	1
40	Matthew Flores-Ortega	13	90	10	1	0	0	2.2
9	Daylor Vilamaa	13	67	3.5	0	2	0	0
33	Jayden Habegger	13	66	6	0	1	2	1

State Finals History

First Appearance



Bart Curtis
Head Coach
58-20 (7th year)
259-122 (34th year overall)



Team Facts

City/Town: Warsaw
County: Kosciusko
Superintendent: Dr. David Hoffert
Principal: Troy Akers
Athletic Director: Matt Binkerd
Asst. Athletic Director: Michael Howk
Athletic Trainers: Corey Branam, Cassie Ehrenman, Trevor Pruitt
Head Coach: Bart Curtis
Asst. Coaches: Jake Cauhorn, Michael Curtis, Cade Bechtold, Jeremy Coppes, Ty Frasier, Chad Gabrich, Kris Hueber, Marc Huffer, Brady Jones, Jerry Koontz, Patrick Zollinger, Jason Nolin, Derrick Duncan, Griffin Heckaman, Jeremy Brock, Trent Lambert, Mason Landrum
Student Managers: Morgan Gabrich, Emma Huffer, Lanie Brown
Offensive Formation: Flexbone
Defensive Formation: 3-4 Multiple
Colors: Orange and Black
Conference: Northern Lakes
Enrollment: 2108
Last Year's W-L Record: 9-2
X: @Warsaw_Tigers

Season Results (10-3)

8/23	Michigan City	W	20-7
8/30	at Warren Central	L	0-34
9/6	Goshen	W	56-7
9/13	at Wawasee	W	56-6
9/20	at Concord	L	24-28
9/27	Plymouth	L	32-33
10/4	Mishawaka	W	21-13
10/11	NorthWood	W	35-21
10/18	at Northridge	W	42-13

Sectional

11/1	Goshen	W	52-7
11/8	at #1 Concord	W	31-28

Regional

11/15	#2 Lafayette Jefferson	W	44-27
-------	------------------------	---	-------

Semi-State

11/22	#3 Merrillville	W	31-14
-------	-----------------	---	-------

DEPTH CHART

Offense 2 Deep									
Pos	#	Name		Grade	Pos	#	Name		Grade
C	57	TYLER	ANTUNEZ-BRITO	12	C	70	BENJAMIN	BOOREN	12
G	73	WYATT	DAWSON	12	G	74	ANDREW	CONTRERAS	11
G	71	JAMES	LEITER	12	G	66	BLAKE	COOKSEY	11
T	65	KAMERON	KAUFFMAN	12	T	51	COLE	KOONTZ	12
T	50	IVAN	PONCE	12	T	75	OWEN	CORBIN	10
SE	9	DAYLOR	VILAMAA	12	SE	25	JAKE	RHOADES	12
SE	4	ETHAN	EGOLF	12	SE	26	CARSON	CHIZUM	12
HB	28	EVAN	DAVIS	12	HB	46	TUCKER	REED	10
HB	10	QUINTON	BROCK	11	HB	4	ETHAN	EGOLF	12
FB	43	BRODY	DUNCAN	11	FB	41	ROBINSON	HOFFERT	12
QB	12	DREW	SULLIVAN	12	QB	10	QUINTON	BROCK	11

Defense 2 Deep									
Pos	#	Name		Grade	Pos	#	Name		Grade
DE	90	GRADY	NELSON	10	DE	50	IVAN	PONCE	12
NG	78	HUNTER	DIPPON	12	NG	65	KAMERON	KAUFFMAN	12
DE	94	MASON	GABRICH	12	73	73	WYATT	DAWSON	12
ILB	11	COHEN	HEADY	12	ILB	40	MATTHEW	FLORES-ORTEGA	10
ILB	52	GAVIN	SCHULTZ	12	ILB	16	NATHAN	VILLA	10
OLB	33	JAYDEN	HABEGGER	12	OLB	18	NATHAN	VILLA	10
OLB	40	MATTHEW	FLORES-ORTEGA	10	OLB	22	FLETCHER	POHL	10
CB	7	ROBBIE	STRAUGHAN	11	CB	22	FLETCHER	POHL	11
CB	10	QUINTON	BROCK	11	CB	4	ETHAN	EGOLF	12
FS	9	DAYLOR	VILAMAA	12	FS	89	LOGAN	CARL	11
\$\$	6	TRISTAN	WILSON	12	\$\$	48	ENRIQUE	SILVA	11

Specialists									
Pos	#	Name		Grade	Pos	#	Name		Grade
P	36	MASON	SMYTHE	12	P	80	IVAN	PONCE	12
K	36	MASON	SMYTHE	12	PK	80	KAMERON	KAUFFMAN	12
H	9	DAYLOR	VILLAMA	12					
PR	6	TRISTAN	VILLAMA	12	PR				
LS	33	JAYDEN	HABEGGER	12	LS	71	JAMES	LEITER	12

HEAD COACH PROFILE

School: Warsaw Community High School

Name: Bart Curtis

Age: 61

Spouse's Name: Sara Curtis

Years Married: 34.5

Children's Names, Ages: Michael (32), Hannah (29), Brian (27), One Grandchild: Kennedy (5 Months Old)

Current Occupation, Employer: Administrator of Attendance, Warsaw Community High School

No. of Years: 7

If a teacher, what subjects and grades do you teach: xxx

Education

High School Attended, Year Graduated: NorthWood HS, 1981

College Attended, Year Graduated: Manchester College 82-84, Bethel College 90

Degree(s) / Major: Physical Education

Athletic Participation		
Sport	High School Years (ie: 1972, 73)	College Years (ie: 1976, 77)
Football	1980	1982 1983 1984
Basketball	1977 1978 1979 1980	

As a high school or college player, have you ever competed in a State or National Championship Event in any sport? If yes, please give details: Yes, 1980 2A State Finalist in Football

Coaching Experience (Football Only)

Years as Varsity Head Coach at Current School (ie: 5 years): 7

Actual Years as Varsity Head Coach at Current School (ie: 1996-2000): 2018-Present

Record as Varsity Head Coach at Current School: 57-20

Overall Varsity Head Coaching Record: 258-122

Do you coach any other sports at your school? No

Please list below where you've coached during your career starting with your current position:			
School	Head / Asst.	No. of Years (ie: 5)	Actual Years (ie: 1992-present)
Warsaw	Head	7	2018-Present
Mishawaka	Head	10	2008-2017
New Prairie	Head	11	1997-2007
Maconaquah	HEad	6	1991-1996
New Prairie	Asst.	1	1990
SB Washington	Asst.	4	1986-1989
SB LaSalle	Asst.	1	1985

Tournament Championships (As the Varsity Head Coach, list years your team won):

Sectional: 04 06 09 10 12 13 15 16 19 24

Regional: 04 12 24

Semi-State: 12

State Championship:

Something interesting about you personally or professionally that people might not know:

I am an Avid reader, history buff, and licensed IHSAA Wrestling Official

2024 WARSAW COMMUNITY VARSITY FOOTBALL PRONUNCIATION GUIDE

2	NATHAN	TRUSTY		51	COLE	KOONTZ	
3	BRADY	SAUER	like sour	52	GAVIN	SCHULTZ	
4	ETHAN	EGOLF	EE golf	53	ZACK	RENEKER	
5	NOLAN	HIMES	HYMZ	54	JAXON	HERSHBERGER	
6	TRISTAN	WILSON		55	BRODY	HEADY	HEAD ee
7	ROBBIE	STRAUGHAN	strawn	56	CHRISTIAN	CULLERS	like colors
8	ETHAN	RIVICH	RIH vich	57	TYLER	ANTUNEZ-BRITO	an TOON ez BREE tow
9	DAYLOR	VILAMAA	VILL uh muh	58	ULYSSES	ORTIZ	
10	QUINTON	BROCK		59	LOGAN	ELLISON	
11	COHEN	HEADY	CO enn HEAD ee	60	NOLAN	HOFFMAN	
12	DREW	SULLIVAN		61	HUNTER	BUSSARD	BUZZ erd
13	COHEN	MCCRAY	CO enn	62	PHILLIP	BOSTON	
14	CAM	BAUSE	BOWSE	63	BRAYDEN	SKEANS	
15	WALKER	PERRY		64	LOGAN	CLEVELAND	
16	NATHAN	VILLA	VEE us	65	KAMERON	KAUFFMAN	
17	ETHAN	SINCLAIR		66	BLAKE	COOKSEY	
18	HUNTER	DILLON		67	JACOB	STOFER	STO fer
19	LANDEN	HABEGGER	HAW beg err	68	ETHAN	COOK	
20	PARKER	SWEET		69	QUINTON	WILSON	
21	LIAM	KENNEDY		70	BEN	BOOREN	BOAR een
22	FLETCHER	POHL	like pole	71	JAMES	LEITER	LIGHT er
24	JOSHUA	OWENS		72	DYLAN	FOREMAN	
25	JAKE	RHOADES		73	WYATT	DAWSON	
26	CARSON	CHIZUM	CHIH zumm	74	ANDREW	CONTRERAS	
27	MILO	MILLER	MI low	75	OWEN	CORBIN	
28	EVAN	DAVIS		76	ANDREW	MCDONALD	
29	WYATT	HARMAN		78	HUNTER	DIPPON	DIPP unn
30	ALEX	VALLEJO	vuh LAY ho	79	DANIEL	RAMIREZ	
31	RILEY	HOGENDOBLER	HO gen DO bler	80	FISHER	WHITAKER	
32	ANDREW	ROBERTSON		81	JAMISON	PARKER	
33	JAYDEN	HABEGGER	HAW beg err	82	CHRISTOPHER	FIGUEROA-TORRES	
34	LOGAN	HOHMAN	HO man	83	ETHAN	SROUFE	SROAF
35	TY	MARTIN		84	COLTON	BEARD	
36	MASON	SMYTHE	Y like I	85	DWIGHT	SOMMERS	
37	DAYLON	FITZPATRICK	DAY lunn	87	JONATHON	MCFADDEN	
38	TREY	PATTISON III		88	KENDRICK	STOOKEY	
39	HAYDEN	FARMER		89	LOGAN	CARL	
40	MATTHEW	FLORES-ORTEGA		90	GRADY	NELSON	
41	ROBBIE	HOFFERT	HAW fert	91	COLTON	BEARD	
42	ZAHMARI	TERRY	zuh MARR ee	92	RYAN	CARNES	
43	BRODY	DUNCAN		93	KAYMEN	DELPH	DELP
44	MICHAEL	SCHENCK		94	MASON	GABRICH	GAY brich
45	JETT	BENDER-ROE		95	TREVOR	GLAZE	
46	TUCKER	REED		97	AYDIN	COOK	
47	MICAH	KOHLER	KO ler	99	ROCK	LAMBERT	
48	ENRIQUE	SILVA	en REE kay				
49	RAY	NORMAN					
50	IVAN	PONCE	pawn SAY				



Decatur Central Hawks

Class 5A



Lt.	Dk.	Name	Gr.	Ht.	Wt.	Position(s)
0	0	Hunter Harvey	10	5-9	160	RB / DB
1	1	Fa'Rel Carter	11	5-11	155	RB / DB
2	2	Elijah Hill	9	5-9	150	QB / DB
2	2	Luke McWhirter	9	5-10	170	QB / LB
3	3	Braylon Morris	11	5-6	160	QB / DB
4	4	Mykul Campbell	11	6-1	180	RB / DB
5	5	Johnathan Rolling Jr.	10	5-8	140	WR / DB
6	6	Eric Amanfo	12	5-11	160	RB / DB
7	7	Kasmir Hicks	11	5-11	160	WR / DB
8	8	Colton Ison	10	6-1	155	WR / DB
9	9	Brycen Bonawitt	12	5-11	180	QB / LB
10	10	Carson Ison	11	5-11	160	WR / DB
11	11	N'Po Dodo	12	5-11	155	RB / DB
12	12	Bo Polston	11	5-11	185	QB
13	13	Amari Graves	11	6-0	170	WR / DB
14	14	Kaleb Ball	10	5-11	200	QB / LB
15	15	Ashton Vogel	12	5-11	160	K / P
16	16	Shelton Richards	12	5-8	130	WR / DB
17	17	Michael Wilson	11	5-10	135	WR / DB
18	18	Christopher Hill	11	6-0	155	QB / LB
19	19	Landen Hammon	11	5-8	120	DB
20	20	Dayveon Hall	11	5-9	130	DB
21	21	Braylin Mulford	10	5-10	150	RB / LB
22	22	Brayden Smith	11	5-10	170	LB
23	23	Jalen Leath	11	5-6	150	RB / DB
24	24	Steven Campbell	10	5-7	135	HB / DB
25	25	David Iselese	11	5-8	150	RB / DB
26	26	Emmanuel Owens	10	5-8	115	WR / DB
27	27	Daelyn Neely	10	5-7	155	RB / LB
28	28	Jahleel Lewis	10	5-6	125	WR / DB
29	29	Cryshon Thomas	10	5-8	170	LB
30	30	Bryson Hunter	10	5-10	140	WR / DB
31	31	McKinley Owens	10	5-11	130	WR / LB
32	32	Gauge Sprague	9	6-0	175	RB / LB
33	33	Brayden Cravens	9	5-10	170	RB / LB
34	34	Demaris Howard	10	5-9	135	DB
35	35	Semijai Monroe	9	5-8	170	RB / DB
36	36	TJ Tubbs	10	5-6	120	HB / LB

Lt.	Dk.	Name	Gr.	Ht.	Wt.	Position(s)
38	38	Jackson Doney	10	6-0	160	K / P
40	40	Daniel Adjahli	10	6-0	170	HB / LB
41	41	Josue Dubon	10	5-7	180	OL / DL
42	42	Troy Vanjelgerhuis	10	5-10	175	LS
43	43	Colton Starling	10	5-9	155	HB / LB
44	44	Grayson Shull	10	5-9	165	HB / LB
45	45	Dyon Hardy	11	5-9	145	WR
46	46	Bryce Johnson	12	5-10	190	HB / LB
50	50	Michael White	10	5-9	175	OL / DL
51	51	Domanick Friend	10	5-9	225	OL / DL
52	52	Jordyn Shanks	10	5-8	225	OL / DL
53	53	Mason Miller	11	5-10	215	OL
54	54	Caiden Capps	11	5-11	255	OL
55	55	Justin Morgan	10	5-9	215	OL / DL
56	56	Alec Surber	11	6-2	255	OL / DL
57	57	Cayden Cole	11	6-2	315	OL / DL
59	59	Adrian Adjahli	9	5-9	210	OL / DL
60	60	Wesley Whitlock	9	5-10	225	OL / DL
61	61	Jeremiah Gardner	12	5-11	230	OL / DL
62	62	Jayden Osborn	10	6-1	235	OL / DL
64	64	Marquese Starr-Allen	10	5-7	185	OL / DL
65	65	Braxton Berry	9	6-0	235	OL / DL
66	66	Colton Markus	10	6-2	220	OL / DL
69	69	Elisha Johnson	10	5-9	230	OL / DL
71	71	Donovan McFarland	11	5-11	260	OL
72	72	Nehemiah Hinton	10	6-1	250	OL / DL
75	75	Maurice Carter	12	5-9	280	DL
77	77	Tyler Cooper	11	6-2	270	OL / DL
78	78	James Gibson	12	5-9	270	OL
80	80	Elijay Donacient	9	5-6	130	WR / DB
82	82	Drew Dalton	9	6-0	170	WR / DB
84	84	Matthew Chowning	10	5-10	140	WR / DB
85	85	Quintyn Voltz	9	5-11	145	WR / DB
87	87	Darrion Blevins	9	5-8	145	RB / DB
88	88	Malik Campbell	9	6-2	170	WR / DB
93	93	Maddox Ross	9	5-8	155	RB / LB
99	99	Robert Eastes	11	5-7	250	OL / DL

Decatur Central Hawks

Class 5A



Team Statistics

	Decatur Central	Opponents
Total Points / Per Game	373 / 31.1	239 / 19.9
First Downs / FD Per Game	191 / 15.9	113 / 9.4
Rushing Yards / Per Game	2,314 / 191.8	1,528 / 127.3
Passing Yards / Per Game	1,965 / 163.8	946 / 78.8
Total Yards / Per Game	4,279 / 356.5	2,274 / 206.1
Fumbles Recovered By	10	11
Intercepted By	13	8
Total Punts / Punt Average	18 / 41.3	N/A
Penalties / Total Penalty Yards	68 / 545	57 / 495



Individual Statistics

Rushing		G	Att.	Yds.	TD	YPG	YPC	Long
1	Fa'Rel Carter	11	62	580	6	52.7	9.4	79
11	N'Po Dodo	9	89	566	4	62.9	6.4	41
7	Kasmir Hicks	13	37	419	5	34.9	11.3	96
12	Bo Polston	13	73	272	5	22.7	3.7	60

Passing		G	Comp.	Att.	Int.	TD	Yds.	YPG
12	Bo Polston	13	155	242	7	21	2,036	156.6

Receiving		G	Rec.	Yds.	TD	YPG	YPC	Long
7	Kasmir Hicks	13	51	841	11	64.6	16.4	70
1	Fa'Rel Carter	11	34	440	1	40.0	12.9	48
10	Carson Ison	13	34	344	2	26.5	10.1	38
11	N'Po Dodo	9	18	233	5	25.8	12.9	38

Kicking		G	FGM	FGA	Long	PAT M	PAT A
15	Ashton Vogel	13	9	13	46	45	46

Punting		G	No.	Avg.	Long
15	Ashton Vogel	13	18	41.3	56

Defense		G	Tackles	For Loss	Sacks	INT	FF	FR
22	Brayden Smith	13	148	6	2	0	0	3
4	Mykul Campbell	13	81	26	14	1	0	1
3	Braylon Morris	12	80	3	0	2	3	2
9	Brycen Bonawitt	13	66	13	4.5	0	3	0
8	Colton Ison	13	65	2	0	0	0	0

State Finals History

State Runner-Up: **(2)** 2018 (5A), 2023 (5A)

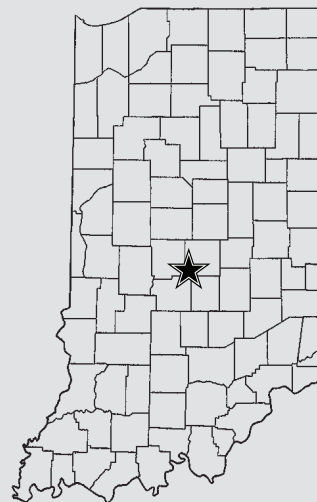
Appearances: **(3)** 2018 (5A), 2023 (5A), 2024 (5A)



Kyle Enright
Head Coach

80-27 (9th year)

80-27 (9th year overall)



Team Facts

City/Town: Indianapolis

County: Marion

Superintendent: Dr. Scott Collins

Principal: Tom Wachnicki

Corporation Athletic Director: Justin Dixon

Athletic Director: Derrek Staton

Asst. Athletic Directors: Nick Jenkins,

Missy Harvey, Sean Winkelseth

Athletic Trainers: Nicole DeStefano,

Seth Ireland, Katie Hutchinson,

Dr. Dustin Prince

Head Coach: Kyle Enright

Asst. Coaches: Dennis Staton,

Brandon Winters, Leland Kinnett,

Dennis Sharrett, Toren Whitfield, Cam Evans,

Harmon Cooper, Ian Mendez, Dennis Hoskins,

Jeremy Griffith, Chad Ison, Bryce Jefferson,

Absolom Bryant, Parker Harrington,

Donte Manual, Eric James, Chase Lyday,

Bryan Surber, Austin Richter

Student Managers: Kamryn Tharpe,

Kamia Napier, Paiten Tillberry, Kylie Vaseloff

Offensive Formation: Spread

Defensive Formation: Multiple

Colors: Navy Blue and Vegas Gold

Conference: Mid-State

Enrollment: 1874

Last Year's W-L Record: 11-3

X: @DCHS_Athletics

Season Results (10-2)

8/23	Columbus North	L	41-15
9/6	Whiteland	W	42-29
9/13	at Martinsville	L	39-38
9/20	Mooreville	W	55-14
9/28	at Plainfield	W	42-21
10/4	Greenwood	W	44-7
10/11	at Perry Meridian	W	38-35
10/18	at Franklin Community	W	35-3

Sectional

11/1	Whiteland	W	28-14
11/8	at #5 Plainfield	W	35-7

Regional

11/15	#9 East Central	W	21-16
-------	-----------------	---	-------

Semi-State

11/22	at Bloomington South	W	27-13
-------	----------------------	---	-------

DEPTH CHART

Offense 2 Deep							
Pos	#	Name	Grade	Pos	#	Name	Grade
LT	54	Caiden Capps	11	LT	72	Nehemiah Hinton	10
LG	56	Alec Surber	11	LG	69	Elisha Johnson	10
C	78	James Gibson	12	C	56	Alec Surber	11
RG	53	Mason Miller	11	RG	99	Bobby Eastes	11
RT	77	Tyler Cooper	11	RT	51	Domanick Friend	10
QB	12	Bo Polston	11	QB	3	Braylon Morris	11
TB	11	N'Po Dodo	12	TB	0	Hunter Harvey	10
HB	9	Brycen Bonawitt	12	HB	46	Bryce Johnson	12
WR	10	Carson Ison	11	WR	17	Mikey Wilson	11
WR	1	Fa'Rel Carter	11	WR	13	Amari Graves	11
WR	7	Kasmir Hicks	11	WR	5	Johnathan Rolling Jr.	10

Defense 2 Deep							
Pos	#	Name	Grade	Pos	#	Name	Grade
NT	57	Cayden Cole	11	NT	52	Jordyn Shanks	10
DE	56	Bobby Eastes	11	DE	46	Bryce Johnson	12
DE	75	Maurice Carter	12	DE	69	Elisha Johnson	10
OLB	9	Brycen Bonawitt	12	OLB	40	Daniel Adjahli	10
OLB	4	Mykul Campbell	11	OLB	29	Cryshon Thomas	10
ILB	22	Brayden Smith	11	ILB	18	Chris Hill	11
ILB	8	Colton Ison	10	ILB	14	Kaleb Ball	10
S	3	Braylon Morris	11	S	6	Eric Amanfo	12
S	0	Hunter Harvey	10	S	17	Mikey Wilson	11
CB	7	Kasmir Hicks	11	CB	10	Carson Ison	11
CB	1	Fa'Rel Carter	11	CB	5	Johnathan Rolling Jr.	10

Specialists							
Pos	#	Name	Grade	Pos	#	Name	Grade
P	15	Ashton Vogel	12	P	12	Bo Polston	11
PK	15	Ashton Vogel	12	PK	40	Daniel Adjahli	10
H	9	Brycen Bonawitt	12	H	10	Carson Ison	11
PR	7	Kasmir Hicks	11	PR	10	Carson Ison	11
LS	56	Alec Surber	11	LS	42	Troy VanJelgerhuis	10
KO	15	Ashton Vogel	12	KO	40	Daniel Adjahli	10
KR	7	Kasmir Hicks	11	KR	10	Carson Ison	11

HEAD COACH PROFILE

School: Decatur Central
Name: Kyle Enright
Age: 45
Spouse's Name: Callie Enright
Years Married: 17
Children's Names, Ages: Loagin 27, Ellie 13, Ryker 10
Current Occupation, Employer: Teacher, MSD Decatur Township
No. of Years: 16
If a teacher, what subjects and grades do you teach: xxx

Education

High School Attended, Year Graduated: Decatur Central High School, 1997
College Attended, Year Graduated: University of Indianapolis, 2002
Degree(s) / Major: Education (Master's)

Athletic Participation		
Sport	High School Years <small>(ie: 1972, 73)</small>	College Years <small>(ie: 1976, 77)</small>
Football	1994-1997	1998-2002
Baseball	1994-1997	
Basketball	1994-1997	

As a high school or college player, have you ever competed in a State or National Championship Event in any sport? If yes, please give details: No

Coaching Experience (Football Only)

Years as Varsity Head Coach at Current School (ie: 5 years): 9
Actual Years as Varsity Head Coach at Current School (ie: 1996-2000): 9
Record as Varsity Head Coach at Current School: 80-27
Overall Varsity Head Coaching Record: 80-27
Do you coach any other sports at your school? No

Please list below where you've coached during your career starting with your current position:			
School	Head / Asst.	No. of Years (ie: 5)	Actual Years (ie: 1992-present)
Decatur Central High School	Head Coach	9	2016-present
Decatur Central High School	Assistant	7	2009-2015
Warren Central High School	Assistant	5	2004-2008
Southport High School	Assistant	1	2003

Tournament Championships (As the Varsity Head Coach, list years your team won):

Sectional: 2018, 2023, 2024
Regional: 2018, 2023, 2024
Semi-State: 2018, 2023, 2024
State Championship:

Something interesting about you personally or professionally that people might not know:

My Father David Enright was the Head Coach at Hamilton Southeastern High School (1973-1981), Bloomington South High School (1982-1986) and Perry Meridian High School (1987-1993) and was an assistant coach at Decatur Central High School (1994-2000) and Warren Central High School (2001-2006). He won a state championship as the Head Coach at Hamilton Southeastern in 1981 and won 4 state championships as an assistant coach at Warren Central High School. He is in the Indiana Football Coaches Association Hall of Fame.

2024 DECATUR CENTRAL HIGH SCHOOL FOOTBALL ROSTER

Number	First Name	Last Name	Position	Grade	Height	Weight	Pronunciation Guide	Number	First Name	Last Name	Position	Grade	Height	Weight	Pronunciation Guide
0	Hunter	Harvey	RB / DB	10	5'09	160		38	Jackson	Doney	K / P	10	6'00	160	
1	Fa'Rel	Carter	RB / DB	11	5'11	155	Fuh' Rel Carter	40	Daniel	Adjahli	HB / LB	10	6'00	170	Daniel Ahh-Jah-Hall-Ee
2	Elijah	Hill	QB/DB	9	5'09	150		41	Josue	Dubon	OL / DL	10	5'07	180	Ho-sway Doo-Bonn
2	Luke	McWhirter	QB/LB	9	5'10	170		42	Troy	Vanjelgerhuis	LS	10	5'10	175	Troy Van-jel-ger-hise
3	Braylon	Morris	QB / DB	11	5'06	160	Bray-lun. Morris	43	Colton	Starling	HB / LB	10	5'09	155	
4	Mykul	Campbell	RB / DB	11	6'01	180	Michael Campbell	44	Grayson	Shull	HB / LB	10	5'09	165	
5	Johnathan	Rolling Jr.	WR / DB	10	5'08	140		45	Dyon	Hardy	WR	11	5'09	145	Die-onn Hardy
6	Eric	Amanfo	RB / DB	12	5'11	160	Eric Uh-Man-Fo	46	Bryce	Johnson	HB / LB	12	5'10	190	
7	Kasmir	Hicks	WR / DB	11	5'11	160	Kazmeer Hicks	50	Michael	White	OL / DL	10	5'09	175	
8	Colton	Ison	WR / DB	10	6'01	155	Colton Eye-son	51	Domanick	Friend	OL / DL	10	5'09	225	
9	Brycen	Bonawitt	QB / LB	12	5'11	180		52	Jordyn	Shanks	OL / DL	10	5'08	225	
10	Carson	Ison	WR / DB	11	5'11	160	Carson Eye-son	53	Mason	Miller	OL	11	5'10	215	
11	N'Po	Dodo	RB / DB	12	5'11	155	Nuh-Poe Doh-Doh	54	Caiden	Capps	OL	11	5'11	255	
12	Bo	Polston	QB	11	5'11	185		55	Justin	Morgan	OL / DL	10	5'09	215	
13	Amari	Graves	WR / DB	11	6'00	170	Uh-mari Graves	56	Alec	Surber	OL / DL	11	6'02	255	
14	Kaleb	Ball	QB / LB	10	5'11	200		57	Cayden	Cole	OL / DL	11	6'02	315	
15	Ashton	Vogel	K / P	12	5'11	160	Ashton Voh-gul	59	Adrian	Adjahli	OL/DL	9	5'09	210	Adrian Ahh-Jah-hall-ee
16	Shelton	Richards	WR / DB	12	5'08	130		60	Wesley	Whitlock	OL/DL	9	5'10	225	
17	Michael	Wilson	WR / DB	11	5'10	135		61	Jeremiah	Gardner	OL / DL	12	5'11	230	
18	Christopher	Hill	QB / LB	11	6'00	155		62	Jayden	Osborn	OL / DL	10	6'01	235	
19	Landen	Hammon	DB	11	5'08	120		64	Marquese	Starr-Allen	OL / DL	10	5'07	185	Mar-Kees Starr-Allen
20	Dayveon	Hall	DB	11	5'09	130	Day-Vee-Ohn Hall	65	Braxton	Berry	OL/DL	9	6'00	235	
21	Braylin	Mulford	RB / LB	10	5'10	150		66	Colton	Markus	OL / DL	10	6'02	220	
22	Brayden	Smith	LB	11	5'10	170		69	Elisha	Johnson	OL / DL	10	5'09	230	Eli-Jah Johnson
23	Jalen	Leath	RB / DB	11	5'06	150		71	Donovan	McFarland	OL	11	5'11	260	
24	Steven	Campbell	HB / DB	10	5'07	135		72	Nehemiah	Hinton	OL / DL	10	6'01	250	Née-uh-my-uh Hinton
25	David	Isesele	RB / DB	11	5'08	150	David Ee-suh-sell-ee	75	Maurice	Carter	DL	12	5'09	280	
26	Emmanuel	Owens	WR / DB	10	5'08	115		77	Tyler	Cooper	OL / DL	11	6'02	270	
27	Daelyn	Neely	RB / LB	10	5'07	155	Day-Lynn Neely	78	James	Gibson	OL	12	5'09	270	
28	Jahleel	Lewis	WR / DB	10	5'06	125	Juh-leel Lewis	80	Elijay	Donacient	WR/DB	9	5'06	130	Elijah Dawn-a-see-ent
29	Cryshon	Thomas	LB	10	5'08	170		82	Drew	Dalton	WR/DB	9	6'00	170	
30	Bryson	Hunter	WR / DB	10	5'10	140		84	Matthew	Chowning	WR / DB	10	5'10	140	
31	McKinley	Owens	WR / LB	10	5'11	130		85	Quintyn	Voltz	WR/DB	9	5'11	145	
32	Gauge	Sprague	RB/LB	9	6'00	175	Gage Spray-g	87	Darrion	Blevins	RB/DB	9	5'08	145	Dare-ee-on Blevins
33	Brayden	Cravens	RB/LB	9	5'10	170		88	Malik	Campbell	WR/DB	9	6'02	170	Mu-leek Campbell
34	Demaris	Howard	DB	10	5'09	135	Duh-mahris Howard	93	Maddox	Ross	RB/LB	9	5'08	155	
35	Semiaj	Monroe	RB/DB	9	5'08	170	Some-aje Monroe	99	Robert	Eastes	OL / DL	11	5'07	250	Robert Ee-stess
36	TJ	Tubbs	HB / LB	10	5'06	120									

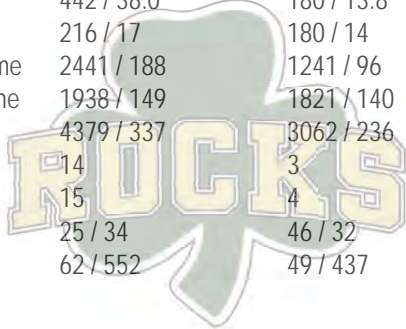
Westfield Shamrocks

Class 6A



Team Statistics

	Westfield	Opponents
Total Points / Per Game	442 / 38.0	180 / 13.8
First Downs / FD Per Game	216 / 17	180 / 14
Rushing Yards / Yards Per Game	2441 / 188	1241 / 96
Passing Yards / Yards Per Game	1938 / 149	1821 / 140
Total Yards / Yards Per Game	4379 / 337	3062 / 236
Fumbles Recovered By	14	3
Intercepted By	15	4
Total Punts / Punt Average	25 / 34	46 / 32
Penalties / Total Penalty Yards	62 / 552	49 / 437



Individual Statistics

Rushing		G	Att.	Yds.	TD	YPG	YPC	Long
20	Deacon King	13	215	1353	16	104.1	6.3	77
4	Carsen Melvin	13	63	326	10	25.1	5.2	79
8	Broc Parker	13	41	402	5	33.5	9.8	45
25	Mikeah Webster	13	64	289	4	22.2	4.5	16

Passing		G	Comp.	Att.	Int.	TD	Yds.	YPG
4	Carsen Melvin	13	133	200	4	16	1793	138
13	Aiden Grabowski	4	8	18	0	0	87	22

Receiving		G	Rec.	Yds.	TD	YPG	YPC	Long
3	Gabe Arambolles	10	38	548	5	54.8	14.4	79
14	Beau Braun	13	29	434	3	33.4	15	63
15	Parker Knott	13	20	285	3	21.9	14.3	58
80	Preston Pekala	10	20	285	3	28.5	14.3	40

Kicking		G	FGM	FGA	Long	PAT M	PATA
12	Owen Wright	12	11	13	45	49	52

Punting		G	No.	Avg.	Long
21	Parker Knott	13	21	34	54

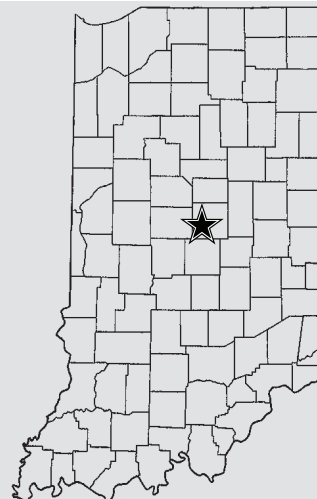
Defense		G	Tackles	For Loss	Sacks	INT	FF	FR
32	Keegan Krupp	13	101	6.5	1.5	1	1	1
25	Mikeah Webster	13	89	12.5	4	2	1	2
2	Lennox Williams	12	76	4	0	0	0	0
34	Alex Arambolles	12	58	15.5	9.5	0	1	1
27	Drew Law	12	47	1	0	6	0	0

State Finals History

State Champion: **(1)** 2016 (5A)
 State Runner-Up: **(4)** 1992 (2A), 2013 (5A), 2020 (6A), 2021 (6A)
 Appearances: **(6)** 1992 (2A), 2013 (5A), 2016 (5A), 2020 (6A), 2021 (6A), 2024 (6A)



Josh Miracle
 Head Coach
 12-1 (1st year)
 12-1 (1st year overall)



Team Facts

City/Town: Westfield
 County: Hamilton
 Superintendent: Dr. Paul Kaiser
 Principal: Alicia Denniston
 Athletic Director: Andy Tebbe
 Asst. Athletic Director: Ginny Smith, Kari Lienerth, Tyler Nicole
 Athletic Trainer: Anthony Scott, Shannon Wait, Alyssa Clendenen
 Head Coach: Josh Miracle
 Asst. Coaches: Blair Schlicher, Ryan Sosinski, Ken Hampton, Jeff Bennett, Matt Clark, Mike Riddle, Sam Carnes, Hunter MacDonald, Zane Burtron, Sam Mavrick, Gannon Asher, Denver Wade, Dustin Shoe, Matt Comer, Elvin Caldwell, Ben McArdle, Matt Kettlebar, Jacob Crabtree, Luke Peters, Mike Reece, David Mann, Ross Springman, Tavio Henson, Deona Smith, Alexa Sucharetza
 Student Mgrs./Trainers: Drew O'Hara, Elisabeth Snowden, Chloe Virgona, Emme Burtron, Kayelyn Day, Emma Miller, Kenzie Reis, Akhelah Sargent, Raegan Kingdon, Lily Onda, Peyton Saunders, Hannah Harvey, Skyler Crumedy, Emma Duncan, Desi King, Teagan Statan, Layla Lewis
 Offensive Formation: Multiple
 Defensive Formation: Multiple
 Colors: Green, White, and Gold
 Conference: Hoosier Crossroads
 Enrollment: 3000
 Last Year's W-L Record: 11-2
 X: @rocksathletics

Season Results (12-1)

8/23	at Center Grove	W	34-28
8/31	Carmel	W	17-13
9/6	Zionsville	W	28-10
9/13	at Noblesville	W	38-18
9/20	Hamilton Southeastern	W	21-14
9/28	at Brownsburg	L	13-17
10/4	Avon	W	45-13
10/11	at Fishers	W	46-12
10/18	Franklin Central	W	44-7

Sectional

11/1	Harrison (WL)	W	49-0
11/8	Zionsville	W	35-13

Regional

11/15	at Fishers	W	42-28
-------	------------	---	-------

Semi-State

11/22	#2 Crown Point	W	30-7
-------	----------------	---	------

DEPTH CHART

Offense										
Starter						Backup				
Position	#	Name	Grade	Height	Weight	#	Name	Grade	Height	Weight
QB	4	Carsen Melvin	12	6'4	212	13	Aiden Grabowski	11	5'11	200
RB	20	Deacon King	11	6'1	200	8	Broc Parker	11	6'0	190
LT	75	Malachi Mills	11	6'5	280	67	Noah Shull	12	6'4	258
LG	74	Job Mavrick	11	6'3	280	50	Cash Ballard	11	6'2	270
C	72	Isaac Cole	12	6'0	275	63	Joaquin Pizana	12	6'1	285
RG	71	Tristan Cooke-Dennis	12	6'6	315	58	Jordan Gross	11	6'0	250
RT	76	Avery Huggins	12	6'5	280	78	Gabe Willis	11	6'0	240
TE	80	Preston Pekala	12	6'3	210	8	Broc Parker	11	6'0	190
WR	14	Beau Braun	12	6'1	190	12	Kaleb Darts	11	6'1	180
WR	15	Parker Knott	12	6'2	185	88	Spencer Sullivan	10	5'8	155
WR	85	Nick Fero	11	5'11	175	8	Broc Parker	11	6'0	190
Defense										
Starter						Backup				
Position	#	Name	Grade	Height	Weight	#	Name	Grade	Height	Weight
DE	95	Samuel Poriah	12	6'1	240	54	Alex Macdonald	11	6'3	220
DT	94	JaDeon Smith	11	6'0	275	56	Liam Butler	12	6'2	235
DT	35	Cameron Echard	12	5'11	235	10	Ainsley Awali	12	5'9	220
DE	34	Alex Arambolles	11	6'0	215	19	Chase Franklin	12	6'0	205
Will	32	Keegan Krupp	12	6'2	205	36	Isaac Weingart	11	6'0	195
Mike	25	Mikeah Webster	12	6'1	235	45	Preston Dirks	12	6'0	185
Sam	2	Lennox Williams	12	6'1	205	32	Keegan Krupp	12	6'2	205
Corner	11	Cato June	11	5'10	180	6	Landon Porter	12	5'10	155
Corner	7	Thomas Vandegriff	12	6'2	185	29	Owen Swinford	12	5'11	170
Safety	27	Drew Law	12	5'10	170	16	Matthew Spencer	12	5'9	165
Safety	20	Deacon King	11	6'1	200	5	Kaleb Francisco	12	6'0	170
Special Teams										
Starter						Backup				
Position	#	Name	Grade	Height	Weight	#	Name	Grade	Height	Weight
P	15	Parker Knott	12	6'2	185	48	Noah Lee	11	5'11	205
PK	12	Owen Wright	12	6'0	180	12	Diego Herrera	10	5'7	130
H	85	Nick Fero	11	5'11	175	13	Aiden Grabowski	11	5'11	200
PR	15	Parker Knott	12	6'2	185	11	Cato June	11	5'10	180
LS	40	Quinn Hampton	12	6'2	190	54	Alex Macdonald	11	6'3	220
KO	24	Oliver Church	12	5'10	142	12	Diego Herrera	10	5'7	130
KR	11	Cato June	11	5'10	180	8	Broc Parker	11	6'0	190

HEAD COACH PROFILE

School: Westfield
Name: Josh Miracle
Age: 36
Spouse's Name: Renee Miracle
Years Married: 12
Children's Names, Ages: Myles 7, Brock 5, Mac 2
Current Occupation, Employer: High School Teacher, Westfield Washington Schools
No. of Years: 13
If a teacher, what subjects & grades do you teach: AP Psychology, Mentoring & Leadership, Strength & Conditioning

Education

High School Attended, Year Graduated: Hobart High School, 2007
College Attended, Year Graduated: Wabash College, 2011
Degree(s) / Major: Bachelor of Arts / Psychology

Athletic Participation		
Sport	High School Years <small>(ie: 1972, 73)</small>	College Years <small>(ie: 1976, 77)</small>
Football	2004-2007	2008-2011
Basketball	2004-2007	

As a high school or college player, have you ever competed in a State or National Championship Event in any sport? If yes, please give details: No

Coaching Experience (Football Only)

Years as Varsity Head Coach at Current School (ie: 5 years): 1 year
Actual Years as Varsity Head Coach at Current School (ie: 1996-2000): 2024
Record as Varsity Head Coach at Current School: 12-1
Overall Varsity Head Coaching Record: 12-1
Do you coach any other sports at your school? Previously Head Boys Track & Field

Please list below where you've coached during your career starting with your current position:			
School	Head / Asst.	No. of Years (ie: 5)	Actual Years (ie: 1992-present)
Westfield High School	Head (1yr) / Asst. (13yr)	14	2011-2024

Tournament Championships (As the Varsity Head Coach, list years your team won):

Sectional: 2024
Regional: 2024
Semi-State: 2024
State Championship: xxx

Something interesting about you personally or professionally that people might not know:

My wife and I help lead a small group at our church and are involved in the Fellowship of Christian Athletes.

Westfield High School

Jersey	First Name	Last Name	Grade	Pronunciation
	Alex	Aramboles	11	Air-am-bowl-es
	Reid	Dikos	10	Dye-cuss
	Cameron	Echard	12	Eck-urd
	Olumide	Fapetu	10	O-lew-me-day Fap-uh-too
	Ja'Deon	Smith	11	Jay-dee-on



Brownsburg Bulldogs

Class 6A



Lt.	Dk.	Name	Gr.	Ht.	Wt.	Position(s)	Lt.	Dk.	Name	Gr.	Ht.	Wt.	Position(s)
0	0	Jamere Pendleton	12	6-3	215	OLB	41	41	Oscar Grant	11	6-1	200	H
1	1	Iosua Stephens	12	6-2	190	QB	42	42	Carter Hobbs	10	6-2	200	LB
2	2	Avin Robinson	11	6-0	185	WR	43	43	William Gehring	12	6-2	175	LB
3	3	Davin Pearson	12	5-9	185	DB	44	44	Hunter Childs	12	6-0	220	LB
4	4	Quentin Russ	12	5-11	160	DB	45	45	Leo McQuillan	10	6-1	190	H
5	5	Chance Whitfield	12	5-9	165	DB	46	46	Siafar ZaZay	11	5-10	160	LB
5	5	Xavier Mays	10	5-10	170	WR	48	48	Zion Martin	11	6-1	215	DL
6	6	Kovon Sumpter-Bey	11	5-11	175	RB	49	49	Greatdavid Odole	10	6-0	200	OLB
7	7	Lerico Edwards	12	5-7	150	WR	50	50	Tabarakh Lawal	11	6-3	310	OL
8	8	Isaiah Billups	12	5-10	160	DB	52	52	Jamon Cole	10	6-3	250	DL
8	8	Weston Wood	10	5-10	165	QB	54	54	Carter Cotton	10	6-2	250	OL
9	9	Diego Munoz	12	5-11	165	DB	57	55	Mason Keifer	12	6-2	260	DL
10	10	Joey Spagnuolo	12	6-2	180	WR	59	59	Mezziahs McDaniel	11	6-4	250	OL
11	11	Drew Bostic	11	5-10	170	DB	60	60	Sami Baig	11	6-1	270	OL
12	12	Branden Sharpe	10	5-9	165	WR	61	61	Elie Nanga	12	5-10	250	OL
13	13	Andrew Nelson	10	6-0	170	DB	62	62	Jayson Cambisi	11	6-0	200	OL
14	14	Ashton Smith	11	5-11	145	DB	63	63	Josh Haram	12	5-7	220	OL
15	15	Saik Diallo	11	6-0	210	H / LB	64	64	Nick Vecrumba	10	6-5	260	OL
15	15	Thomas Banich	10	6-1	190	LB	65	65	Ricardo Ortiz	11	6-2	310	OL
16	16	Eli Richardson	11	5-9	200	LB	66	66	Gordon Downs	10	6-0	225	OL
17	17	Chancellor Adams	10	6-2	170	DB	68	68	Lawrence Ransom	12	6-1	215	DL
18	18	Oscar Frye	10	6-0	165	QB	69	69	Owen Fietsch	12	5-11	230	OL
19	19	Marlon Harvey	11	6-0	170	WR	70	70	Cory Nelson	12	5-10	265	OL
21	21	Afolayinka Akinrefon	12	5-9	155	DB	71	71	Isaac Smith	12	6-2	300	OL
22	20	AJ Jobe	11	5-8	185	RB	72	72	DJ Gholston	11	5-8	280	DL
22	22	Canyone Koonce	9	6-0	170	QB	74	74	Abner Turcios	10	6-0	225	OL
23	23	Jakai Giles	12	5-5	150	WR	75	75	Justin Hamm	12	6-4	310	OL
24	24	Ryan Grady	12	6-0	165	OLB	75	75	Noah Barnett	9	6-4	275	OL
25	25	Brady Lewis	10	5-8	175	RB	77	77	Carl Makwati	10	6-0	250	DL
26	26	Crew Brown	9	6-0	200	TE	80	80	Dante Herzog	12	6-4	200	WR
27	27	Will Orlando	11	5-11	175	K	81	81	Tez Virgil	11	5-6	150	WR
28	28	Nolan Wilson	12	6-1	215	H	83	83	Jack Spears	10	5-10	170	LB
29	29	Jaxson Pierson	10	6-0	175	DB	84	84	Josh Volk	10	6-0	170	WR
30	30	Quay Sumpter Bey	12	5-7	140	RB	85	85	Dami Sowunmi	10	6-4	220	DL
31	31	Jordan Smith	10	5-10	160	DB	86	86	Connor Thomas	11	6-4	210	WR
32	32	Alex Burke	12	6-0	190	OLB	87	87	Gregory Tompkins	11	5-11	150	WR
33	33	Blaine Ford	11	5-9	160	DB	88	88	Grady Spoor	12	5-10	165	DB
34	34	Alex Fisher	11	6-0	200	LB	89	89	Brayden Greathouse	9	6-0	170	WR
35	35	Brice Kapitan	10	5-11	175	OLB	90	90	Ethan Surret	10	6-2	260	DL
36	36	Mwita Runana	11	5-7	165	RB	91	91	Joshua Denoyer	10	6-4	200	DL
37	37	Kameron Williams	11	6-0	170	DB	93	93	Tramell Jennings	11	6-0	215	OLB
38	38	Alex Jackson	12	6-0	190	RB	95	95	Trajan Fults	10	6-3	250	DL
39	39	Luis Thomas	11	5-9	180	OLB	96	96	Nolan Jones	10	6-1	200	H
40	40	Colin Kelly	12	6-1	200	DL	99	99	Jackson Sarjent	12	6-1	275	DL


Brownsburg Bulldogs

Class 6A



Team Statistics

	Brownsburg	Opponents
Total Points / Points Per Game	431 / 33.2	257 / 19.7
First Downs / FD Per Game	240 / 18.4	188 / 14.5
Rushing Yards / Per Game	2,250 / 173.1	1,219 / 93.8
Passing Yards / Per Game	2,849 / 219.2	2,405 / 185.1
Total Yards / Per Game	5,099 / 392.2	3,625 / 278.9
Fumbles Recovered By	11	9
Intercepted By	21	10
Total Punts / Punt Average	31 / 35.1	56 / 34.7
Penalties / Total Penalty Yards	68 / 560	84 / 665



Individual Statistics

Rushing		G	Att.	Yds.	TD	YPG	YPC	Long
6	Kovon Sumpter-Bey	13	135	721	7	55.5	5.3	72
25	Brady Lewis	13	128	707	6	54.4	5.5	49
1	Iosua Stephens	13	93	565	12	47.1	6.1	46
18	Oscar Frye	13	52	139	0	10.7	2.7	16

Passing		G	Comp.	Att.	Int.	TD	Yds.	YPG
18	Oscar Frye	13	149	233	7	22	2,283	175.6
1	Iosua Stephens	13	39	66	2	7	565	47.1

Receiving		G	Rec.	Yds.	TD	YPG	YPC	Long
12	Branden Sharpe	13	64	1,132	6	87.1	17.7	68
2	Avin Robinson	13	39	853	12	71.1	21.9	69
81	Tez Virgil	13	31	280	1	25.5	9.0	27
6	Kovon Sumpter-Bey	13	22	205	2	15.8	9.3	62

Kicking		G	FGM	FGA	Long	PAT M	PAT A
27	Will Orlando	13	8	8	33	46	48

Punting		G	No.	Avg.	Long
27	Will Orlando	13	29	35.1	53

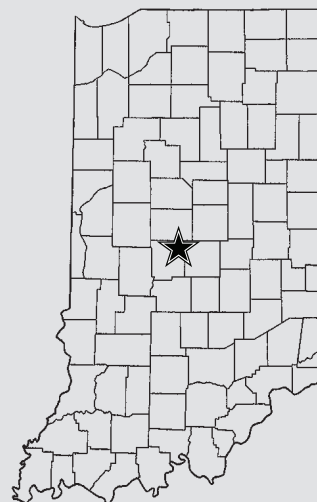
Defense		G	Tackles	For Loss	Sacks	INT	FF	FR
32	Alex Burke	13	91	21.5	5	0	3	0
16	Eli Richardson	13	79	13	3	0	3	1
0	Jamere Pendleton	13	75	7	0.5	5	0	2
44	Hunter Childs	13	65	8	1	3	1	0
5	Chance Whitfield	13	49	0	0	1	0	1
55	Mason Keifer	13	48	15	5	0	0	1
34	Alex Fisher	13	47	5	0	0	0	1
4	Quentin Russ	13	44	2	0	6	0	1

State Finals History

State Champion: **(2)** 1984 (3A), 1985 (4A)
 State Runner-Up: **(1)** 1978 (2A)
 Appearances: **(4)** 1978 (2A), 1984 (3A), 1985 (4A),
 2024 (6A)



John Hart
 Head Coach
 81-19 (9th year)
 349-99 (40th year overall)



Team Facts

City/Town: Brownsburg
 County: Hendricks
 Superintendent: Dr. Kat Jessup
 Principal: Dr. Tom Balitewicz
 Athletic Director: Dave Lang
 Asst. Athletic Director: Kyle Duncan
 Athletic Trainers: Maranda Rude, Nikki Burris
 Head Coach: John Hart
 Asst. Coaches: Chase Alexander, Nick Atkins-Harris, Ricky Crider, Evan Flynn, Zach Hiss, Warren Hultman, Jared Johnson, Danny Luce, Jeff McQuillan, Judd Moloy, Bryan Neese, Dave Nichols, Adam Popenfoose, Casey Popenfoose, Gage Reinhard, Will Roell, Dan Schwaneckamp, Dom Small, Shai Sumpter-Bey, Rick Thompson, Tyree Upchurch, JT Whitaker, Andy Wise, Tom Robbins, Mike Luce, Ryan Wiley
 Student Managers: Hayden Brissey, Samantha Sinkovic, Madison Stilwell, Addyson Yarnell
 Offensive Formation: Spread
 Defensive Formation: 3-4
 Colors: Purple and White
 Conference: Hoosier Crossroads Conference
 Enrollment: 3,229
 Last Year's W-L Record: 10-1
 X: @bhsdogs

Season Results (12-1)

8/23	Bishop Dwenger	W	45-13
8/31	at Cathedral	W	30-14
9/6	at Franklin Central	W	40-0
9/13	Avon	W	45-15
9/20	at Fishers	W	31-30
9/28	Westfield	W	17-13
10/4	at Zionsville	W	66-28
10/11	Noblesville	W	22-18
10/18	at Hamilton Southeastern	L	23-30

Sectional

11/1	at Avon	W	21-13
11/3	at Ben Davis	W	38-35

Regional

11/15	#1 Lawrence North	W	22-21
-------	-------------------	---	-------

Semi-State

11/22	Center Grove	W	31-27
-------	--------------	---	-------

DEPTH CHART

Offense 2 Deep							
Pos	#	Name	Grade	Pos	#	Name	Grade
WR	12	Branden Sharpe	10	WR	84	Josh Volk	10
WR	2	Avin Robinson	10	WR	80	Dante Herzog	12
WR	81	Martez Virgil	11	WR	7	Rico Edwards	12
LT	64	Nick Vecrumba	10	LT	62	Jayson Cambisi	11
LG	65	Ricardo Ortiz	11	LG	71	Isaac Smith	12
C	50	Tabarakh Lawal	11	C	74	Abner Turcios	10
RG	75	Justin Hamm	12	RG	70	Corey Nelson	12
RT	59	Mezziahs McDaniel	11	RT	54	Carter Cotton	10
H	28	Nolan Wilson	12	H	26	Crew Brown	9
QB	18	Oscar Frye	10	QB	1	Iousua Stephens	12
RB	6	Kovon Sumpter-Bey	11	RB	25	Brady Lewis	10

Defense 2 Deep							
Pos	#	Name	Grade	Pos	#	Name	Grade
DE	40	Colin Kelly	12	DE	95	Trajan Fults	11
DT	99	Jackson Sarjent	12	DT	72	DJ Gholston	11
DE	55	Mason Keifer	12	DE	52	Jamon Cole	10
WLB	32	Alex Burke	12	WLB	93	Trammell Jennings	11
ILB	15	Saik Diallo	11	ILB	42	Carter Hobbs	10
ILB	44	Hunter Childs	12	ILB	34	Alex Fisher	11
SLB	0	Jamere Pendleton	12	SLB	9	Diego Munoz	12
CB	5	Chance Whitfield	12	CB	31	Jordan Smith	10
FS	11	Drew Bostic	11	FS	8	Isaiah Billups	12
SS	3	Davin Pearson	12	SS	17	Chancelor Adams	10
CB	4	Quentin Russ	12	CB	29	Jaxson Pierson	10

Specialists							
Pos	#	Name	Grade	Pos	#	Name	Grade
P	27	Will Orlando	11	P	1	Iousua Stephens	12
PK	27	Will Orlando	11	PK	98	Alex Thompson	9
H	11	Drew Bostic	11	H	84	Josh Volk	10
PR	12	Branden Sharpe	10	PR	29	Jaxson Pierson	10
LS	41	Oscar Grant	11	LS	10	Joey Spagnuolo	12
KO	98	Alex Thompson	9	KO	27	Will Orlando	11
KR	12	Branden Sharpe	10	KR	11	Drew Bostic	11

HEAD COACH PROFILE

School: Brownsburg High School

Name: John Hart

Age: 62

Spouse's Name: Janet Hart

Years Married: 40

Children's Names, Ages: Nick, Brittany, Kristen, Derek

Current Occupation, Employer: Teacher, Brownsburg Community School Corporation

No. of Years: 40

If a teacher, what subjects and grades do you teach: Athletic Development

Education

High School Attended, Year Graduated: Newton II, 1980

College Attended, Year Graduated: Eastern Illinois University, 1984

Degree(s) / Major: Bachelors & Masters, Physical Education

Athletic Participation		
Sport	High School Years (ie: 1972, 73)	College Years (ie: 1976, 77)
Football	1976-1979	N/A

As a high school or college player, have you ever competed in a State or National Championship Event in any sport? If yes, please give details: N/A

Coaching Experience (Football Only)

Years as Varsity Head Coach at Current School (ie: 5 years): 9

Actual Years as Varsity Head Coach at Current School (ie: 1996-2000): 40

Record as Varsity Head Coach at Current School: 81-19

Overall Varsity Head Coaching Record: 349-99

Do you coach any other sports at your school? No

Please list below where you've coached during your career starting with your current position:			
School	Head / Asst.	No. of Years (ie: 5)	Actual Years (ie: 1992-present)
Charleston IL	Asst	2	1983-84
Edwards County II	Head	5	1985-89
Mt Carmel	Head	11	1990-2000
Evansville Reitz	Head	7	2001-2007
Warren Central	Head	4	2008-2011
Huntley II	Head	4	2012-2015
Brownsburg	Head	9	2016-2024

Tournament Championships (As the Varsity Head Coach, list years your team won):

Sectional: 2001, 2003, 2005, 2006, 2007, 2008, 2009, 2021, 2022, 2024

Regional: 2001, 2007, 2009, 2024

Semi-State: 2007, 2009, 2024

State Championship: 2007, 2009

Something interesting about you personally or professionally that people might not know:

This past year we celebrated our 40th wedding anniversary with our entire family at a beach house in Florida. We have been blessed with 4 children. They have in turn blessed us with having 9 children.

Num	First	Last	Pronunciation	Num	First	Last	Pronunciation
0	Jamere	Pendleton	Jah-meer	45	Leo	McQuillan	
1	Iosua	Stephens	Yo-soo-uh	46	Siafar	ZaZay	
2	Avin	Robinson	Ay-vin	48	Zion	Martin	
3	Davin	Pearson	Day-vin	49	Greatdavid	Odole	
4	Quentin	Russ		50.1	Tabarakh	Lawal	Tah-bar-ak Lah-wall
5	Chance	Whitfield		52	Jamon	Cole	Jay-mon
5.1	Xavier	Mays		54	Carter	Cotton	
6	Kovon	Sumpter-Bey	Koh-von	55	Mason	Keifer	
7	Rico	Edwards		59	Mezziahs	McDaniel	Like Messiah with Z's
8	Isaiah	Billups		60	Sami	Baig	
8.1	Weston	Wood		61	Ellie	Nanga	
9	Diego	Munoz		62	Jayson	Cambisi	Cam-bee-see
10	Joey	Spagnuolo		63	Josh	Haram	
11	Drew	Bostic		64	Nick	Vecrumba	Veh-crum-buh
12	Branden	Sharpe		65	Ricardo	Ortiz	
13	Andrew	Nelson		66	Gordon	Downs	
14	Ashton	Smith		68	Lawrence	Ransom	
15	Saik	Diallo	Sayk Dee-ah-lo	69	Owen	Fietsch	
15	Thomas	Banich		70	Cory	Nelson	
16	Eli	Richardson		71	Isaac	Smith	
17	Chancelor	Adams		72	DJ	Gholston	
18	Oscar	Frye		74	Abner	Turcios	Turk-ee-ohs
19	Marlon	Harvey		75	Justin	Hamm	
20	AJ	Jobe		77	Carl	Makwati	
21	Afolayinka	Akinrefon	Ah-fo-lah-yinka Ah-kin-reh-fon	80	Dante	Herzog	
23	Jakai	Giles		81	Tez	Virgil	
24	Ryan	Grady		83	Jack	Spears	
25	Brady	Lewis		84	Josh	Volk	
27	Will	Orlando		85	Dami	Sowunmi	
28	Nolan	Wilson		86	Connor	Thomas	
29	Jaxson	Pierson		87	Gregory	Tompkins	
30	Quay	Sumpter Bey		88	Grady	Spoor	
31	Jordan	Smith		90	Ethan	Surrett	
32	Alex	Burke		91	Joshua	Denoyer	
33	Blaine	Ford		93	Tramell	Jennings	
34	Alex	Fisher		95	Trajan	Fults	Tray-jon
35	Brice	Kapitan		96	Nolan	Jones	
36	Mwita	Runana		99	Jackson	Sarjent	
37	Kameron	Williams			Noah	Barnett	
38	Alex	Jackson			Crew	Brown	
39	Luis	Thomas			Grevin	Fields	
40	Colin	Kelly			Colton	Gipson	
41	Oscar	Grant			Brayden	Greathouse	
42	Carter	Hobbs			Canyon	Koonce	
43	William	Gehring			Alex	Thompson	
44	Hunter	Childs					