

IHSAA GOLF TOURNAMENT - ELECTRONIC SCORESHEET [BOX 1]	
Date: 6/2/2023	Boys: <u> X </u>
Host School: Northridge	Girls: <u> </u>
Course: Meadow Valley GC	Sectional: <u> X </u>
City: Middlebury	Regional: <u> </u>
Tournament Director: Ryan Bales	

Overall Individual Scoring Summary [BOX 3]			
Place	Name	School	Score
1	Silas Haarer	Westview	66
2	Ben Keil	Lakeland	70
3	Brayden Miller	Fairfield	70
4	Brock Reschly	Northridge	75
5	Earl Williams	NorthWood	76

Indicate with double asterisk (**) when playoff determines winner.

Individuals Advancing Without A Team Summary [BOX 4]			
Place	Name	School	Score
1	Ben Keil	Lakeland	70
2	Earl Williams	NorthWood	76
3	Joshua Kling	Bremen	77








Teams Scoring Summary [BOX 2]		
Place	School	Score
1	Northridge	321
2	Westview	324
3	Fairfield	328
4	NorthWood	332
5	Lakeland	348
6	Concord	352
7	Goshen	353
8	Bremen	386
9	Prairie Heights	393
10	Elkhart Christian	395
11	Bethany Christian	403
12	West Noble	431
13		
14		
15		
16		
17		
18		




Indicate with asterisk (*) when fifth player's score determines team's place.



School Name	Player Name	Hole #	1	2	3	4	5	6	7	8	9	Out	10	11	12	13	14	15	16	17	18	In	Total	Team Score
		Par	5	4	5	3	4	4	4	3	4	36	4	3	4	5	4	3	4	4	4	35	71	
Bethany Christian	Cameron Heinisch	1	5	5	7	5	7	6	5	6	4	50	5	3	4	6	4	4	5	5	5	41	91	
	Noah Schrock	2	6	4	7	4	5	4	5	3	6	44	5	3	6	6	5	4	5	6	5	45	89	
	Keagan Meyer	3	5	5	6	5	7	5	8	3	7	51	6	3	5	6	5	5	6	6	6	48	99	
	Jack Goldman	4	8	8	9	6	8	8	8	4	6	65	6	3	8	7	8	5	8	8	7	60	125	
	Emerson Landis	5	8	7	8	5	8	7	8	5	7	63	7	4	8	7	8	6	7	7	7	61	124	403
Bremen	Joshua Kling	1	6	5	5	3	4	4	5	3	4	39	4	3	4	7	4	3	4	5	4	38	77	
	Hunter Miller	2	6	5	5	6	7	5	4	6	5	49	8	3	4	6	5	3	4	4	8	45	94	
	Isaiah Starr	3	5	6	9	6	5	6	8	4	6	55	5	6	7	10	5	6	7	6	5	57	112	
	Easton Reed	4	8	7	7	6	6	5	6	4	6	55	5	4	8	10	8	4	10	8	6	63	118	
	Max Varner	5	5	5	7	4	5	6	5	5	6	48	6	6	5	7	6	6	6	6	7	55	103	386



School Name	Player Name	Hole #	1	2	3	4	5	6	7	8	9	Out	10	11	12	13	14	15	16	17	18	In	Total	Team Score
		Par	5	4	5	3	4	4	4	3	4	36	4	3	4	5	4	3	4	4	4	35	71	
Concord	Charlie Deuel	1	5	4	5	4	6	6	4	4	3	41	5	4	5	5	4	4	7	5	6	45	86	
	Lucas Prough	2	6	5	6	5	4	4	4	5	4	43	5	3	4	6	5	4	5	6	5	43	86	
	Benjamin Harris	3	6	3	8	6	5	6	4	4	5	47	4	4	6	5	8	4	5	5	6	47	94	
	Nathan Schraw	4	7	5	4	4	5	4	6	4	5	44	5	4	6	5	4	3	4	6	5	42	86	
	Thoms Brunner	5	6	6	4	6	6	5	7	3	7	50	6	3	5	8	5	4	5	7	7	50	100	352
Elkhart Christian	Aiden Hibbard	1	4	4	6	3	4	5	5	4	4	39	5	3	4	5	7	3	4	4	5	40	79	
	Kian Hibbard	2	6	6	7	6	6	5	6	3	5	50	5	3	4	5	6	4	6	5	5	43	93	
	Jaden Vida	3	10	4	8	5	6	5	7	4	7	56	8	7	6	9	7	4	8	6	8	63	119	
	Carson Hiler	4	8	7	7	5	4	6	8	4	8	57	6	4	7	7	8	6	7	6	7	58	115	
	Caleb Overmyer	5	8	5	6	6	6	4	8	5	5	53	7	3	7	6	5	3	8	8	8	55	108	395
Fairfield	Brayden Miller	1	5	5	5	3	4	3	3	3	4	35	4	3	4	5	4	3	4	4	4	35	70	
	Mile Nine	2	5	5	4	4	6	3	4	3	5	39	6	4	6	7	5	3	7	8	3	49	88	
	Carter Kitson	3	5	4	5	4	6	4	6	3	4	41	4	2	4	6	5	3	7	6	4	41	82	
	Andrew Miller	4	6	4	6	4	5	5	6	3	3	42	5	3	5	5	4	4	8	7	5	46	88	
	Jasper Carl	5	7	5	5	4	4	5	6	3	6	45	3	3	5	10	5	5	7	6	5	49	94	328
Goshen	Todd Kauffman	1	5	4	6	4	6	5	4	3	4	41	5	3	6	6	6	4	5	5	5	45	86	
	Myles McLaughlin	2	8	5	5	3	5	5	5	4	5	45	5	5	4	5	5	3	4	4	5	40	85	
	Tyler Scott	3	6	6	6	4	4	7	6	4	4	47	6	5	5	6	5	4	5	5	8	49	96	
	Joshua Narayan	4	5	4	6	6	5	5	4	4	5	44	6	3	6	5	5	2	5	5	5	42	86	
	Braxten Sheets	5	10	5	6	4	6	7	6	4	6	54	4	3	5	7	8	4	4	4	5	44	98	353
Lakeland	Ben Keil	1	5	4	4	4	5	4	4	2	4	36	5	3	4	5	4	3	4	3	3	34	70	
	Tommy Curtis	2	5	4	7	5	5	5	5	5	4	45	5	3	4	5	5	3	7	4	4	40	85	
	Nate Keil	3	6	5	6	4	5	4	7	4	6	47	5	2	7	5	5	5	6	5	5	45	92	
	Kyle Hartsough	4	6	5	6	4	5	7	6	3	5	47	5	4	5	8	7	4	8	6	7	54	101	
	Brady Ferguson	5	8	5	6	4	5	5	8	6	6	53	5	4	6	7	7	5	5	7	5	51	104	348
Northridge	Brock Reschly	1	5	4	6	2	4	4	4	3	4	36	4	3	5	4	4	3	8	4	4	39	75	
	Conner Hochstetler	2	5	4	7	5	5	5	4	3	6	44	4	3	4	5	6	4	4	4	5	39	83	
	Coby Hochstetler	3	5	4	5	3	5	5	2	3	7	39	5	3	5	6	6	3	5	3	5	41	80	
	Isaiah Lehman	4	5	6	6	4	5	6	4	3	5	44	5	5	7	6	5	3	5	5	5	46	90	
	Vadim Kidun	5	7	4	6	3	5	5	5	3	5	43	5	3	3	5	4	4	7	4	5	40	83	321
NorthWood	Earl Williams	1	5	4	5	4	4	4	4	3	5	38	5	3	4	5	5	3	5	4	4	38	76	
	Ashton Hochstetler	2	7	4	6	3	4	4	6	3	6	43	4	3	7	5	5	3	5	5	4	41	84	
	Caleb Vincent	3	6	5	6	4	4	6	7	4	3	45	5	3	4	6	4	3	5	7	5	42	87	
	Chase Feenstra	4	7	6	6	4	6	6	5	4	5	49	8	3	4	7	6	3	7	5	6	49	98	
	Trevor Barrett	5	6	4	4	3	6	4	6	3	6	42	5	3	5	7	4	3	6	5	5	43	85	332

School Name	Player Name	Hole #	1	2	3	4	5	6	7	8	9	Out	10	11	12	13	14	15	16	17	18	In	Total	Team Score
		Par	5	4	5	3	4	4	4	3	4	36	4	3	4	5	4	3	4	4	4	35	71	
Prairie Heights	Brayden Levitz	1	8	7	8	3	5	8	5	4	6	54	5	3	8	10	4	5	6	8	5	54	108	
 PRAIRIE HEIGHTS PANTHERS	Braeden Morr	2	4	5	7	3	5	4	4	3	5	40	5	4	7	6	6	3	7	5	6	49	89	
	Noah Butler	3	6	5	5	3	6	5	7	6	6	49	5	5	6	8	5	4	5	4	4	46	95	
	Leyton Byler	4	5	5	7	5	5	6	5	3	4	45	8	4	8	10	6	5	5	4	6	56	101	
	William Abbott	5	10	6	7	4	7	7	8	5	6	60	7	5	6	7	6	4	7	8	6	56	116	393
West Noble	Luke Shermerhorn	1	6	8	6	6	6	7	6	5	5	55	6	5	5	7	6	3	6	6	8	52	107	
	Nevin Phares	2	7	4	7	6	8	8	5	6	6	57	5	4	7	7	6	3	5	6	5	48	105	
	Isaac Mast	3	10	5	5	4	5	5	7	6	6	53	6	4	8	8	7	3	5	5	5	51	104	
	Austin Cripe	4	5	6	9	6	6	8	8	5	6	59	5	5	6	7	6	6	7	7	7	56	115	
	Rodrigo Melchor	5	6	8	9	6	6	6	8	5	5	59	8	4	8	6	8	4	6	7	7	58	117	431
Westview	Silas Haarer	1	5	3	4	3	4	3	4	2	3	31	4	3	4	5	4	2	5	4	4	35	66	
	Wade Springer	2	5	4	5	3	6	4	3	4	4	38	6	3	7	6	5	3	7	6	7	50	88	
	Brett Springer	3	5	5	5	4	5	4	5	3	5	41	5	3	3	6	5	3	7	4	5	41	82	
	Bryan Yoder	4	7	7	4	3	5	5	5	4	4	44	4	3	8	5	4	5	5	6	4	44	88	
	Judson Hershberger	5	6	4	7	4	7	6	6	4	5	49	8	4	4	6	6	4	7	7	6	52	101	324