

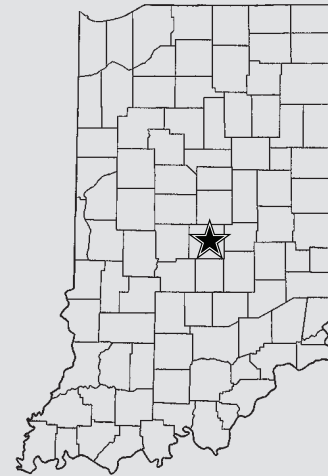


# Covenant Christian (Indpls.) Warriors

## Class A



Front Row Kneeling (left to right): Ethan Hurt, Arthur Hinton, Evan Coleman, Conor Brockett, Gabe Byrd, Noah Martin, Braden Havics Drew LeFebvre, Nathan Schmidt, Eli Martin, Will Trapp; Back Row : Coach Towles, Coach Watson, Caleb Crane, Joshua Prahlow, Ben Dubke, Maclain Hastings, Jacob Susud, Sam Young, Grant Meadows, Cam Holsapple, Sam Propst, Luke Hastings, Coach Pfeifer, Coach Schinderle  
Not pictured: Davis Warner, Benji Oles, Drew Dubke, Coach Canal



### Team Roster & Statistics

| Lt.           | Dk. | Name             | Ht.  | Pos. | Grade | Matches   | Goals     | Assists   | Points |
|---------------|-----|------------------|------|------|-------|-----------|-----------|-----------|--------|
| 00            | 00  | Jacob Susud      | 6-2  | GK   | 12    | 21        | 0         | 0         | 0      |
| 2             | 2   | Braden Havics    | 5-5  | M    | 12    | 20        | 9         | 1         | 19     |
| 3             | 3   | Evan Coleman     | 5-7  | D    | 10    | 21        | 0         | 0         | 0      |
| 4             | 4   | Luke Hastings    | 6-0  | D    | 12    | 21        | 1         | 0         | 2      |
| 5             | 5   | Drew LeFebvre    | 5-8  | M    | 11    | 4         | 0         | 0         | 0      |
| 6             | 6   | Sam Propst       | 6-0  | M    | 12    | 18        | 0         | 1         | 1      |
| 7             | 7   | Eli Martin       | 5-10 | M    | 10    | 20        | 2         | 1         | 5      |
| 8             | 8   | Davis Warner     | 5-10 | M/D  | 10    | 4         | 0         | 0         | 0      |
| 9             | 9   | Gabe Byrd        | 5-8  | M    | 12    | 21        | 7         | 8         | 22     |
| 10            | 10  | Arthur Hinton    | 5-7  | F/M  | 10    | 20        | 1         | 3         | 5      |
| 11            | 11  | Conor Brockett   | 5-6  | M    | 10    | 18        | 0         | 1         | 1      |
| 12            | 12  | Nathan Schmidt   | 5-10 | M/D  | 10    | 10        | 0         | 0         | 0      |
| 13            | 13  | Caleb Crane      | 6-0  | M    | 10    | 19        | 0         | 0         | 0      |
| 14            | 14  | Sam Young        | 6-2  | D    | 12    | 15        | 0         | 0         | 0      |
| 15            | 15  | Joshua Prahlow   | 5-10 | D    | 12    | 13        | 0         | 0         | 0      |
| 16            | 16  | Cam Holsapple    | 6-0  | D    | 12    | 6         | 0         | 0         | 0      |
| 17            | 17  | Will Trapp       | 5-11 | D/F  | 11    | 20        | 0         | 1         | 1      |
| 18            | 18  | Grant Meadows    | 6-3  | M    | 12    | 20        | 0         | 0         | 0      |
| 19            | 19  | Ben Dubke        | 6-2  | F    | 12    | 19        | 0         | 0         | 0      |
| 20            | 20  | Ethan Hurt       | 5-11 | D    | 12    | 20        | 1         | 2         | 4      |
| 21            | 21  | Benji Oles       | 5-10 | M/D  | 9     | 2         | 0         | 0         | 0      |
| 22            | 22  | Maclain Hastings | 6-0  | F/M  | 12    | 21        | 11        | 3         | 25     |
| 23            | 23  | Noah Martin      | 6-1  | D    | 12    | 21        | 2         | 1         | 5      |
| 24            | 24  | Drew Dubke       | 5-8  | D    | 9     | 1         | 0         | 0         | 0      |
| <b>Totals</b> |     |                  |      |      |       | <b>34</b> | <b>22</b> | <b>90</b> |        |

### Goalkeepers

| Name          | Ht. | Gr. | Mat. | Min.        | GA        | GAA          | Saves     | Shutouts |
|---------------|-----|-----|------|-------------|-----------|--------------|-----------|----------|
| Jacob Susud   | 6-2 | 12  | 21   | 1640        | 19        | 0.927        | 54        | 9        |
| Sam Propst    | 6-0 | 12  | 1    | 40          | 0         | 0.000        | 2         | 1        |
| <b>Totals</b> |     |     |      | <b>1680</b> | <b>19</b> | <b>0.927</b> | <b>56</b> | <b>9</b> |

### State Finals History

State Runner Up: 2012 (A), 2017 (A)  
Appearances: 2012 (A), 2017 (A), 2018 (A)



David Pfeifer  
Head Coach

### Team Facts

City/Town: Indianapolis  
County: Marion  
Superintendent: Andy Goodwin  
Principal: Andy Goodwin  
Athletic Director: Andy Gossel  
Asst. Athletic Director: David Pfeifer  
Head Coach: David Pfeifer  
Assistant Coaches: Sean Towles, Steven Watson, Todd Canal, Sam Schinderle  
Colors: Forest Green and Maroon  
Conference: Circle City  
Enrollment: 365  
Last Year's W-L Record: 17-5-1

### Season Results (13-8)

|      |                     |   |     |
|------|---------------------|---|-----|
| 8/14 | Danville            | L | 3-2 |
| 8/18 | at Roncalli         | L | 4-1 |
| 8/23 | Heritage Christian  | L | 1-0 |
| 8/25 | at Providence       | W | 1-0 |
| 8/28 | Cathedral           | L | 2-0 |
| 8/30 | at Bishop Chatard   | W | 4-0 |
| 9/5  | Tri West Hendricks  | L | 1-0 |
| 9/10 | at Plainfield       | W | 2-1 |
| 9/13 | at Guerin Catholic  | L | 1-0 |
| 9/15 | at Lawrence Central | W | 2-1 |
| 9/20 | at Brebeuf Jesuit   | L | 2-0 |
| 9/22 | Scecina Memorial    | W | 0-0 |
| 9/24 | Cathedral           | L | 2-0 |
| 9/27 | Speedway            | W | 2-0 |
| 9/29 | Avon                | W | 2-0 |

### Bethesda Christian Sectional

|      |           |   |     |
|------|-----------|---|-----|
| 10/1 | Cascade   | W | 8-0 |
| 10/3 | Covington | W | 4-2 |
| 10/5 | Bethesda  | W | 2-0 |

### Knightstown Regional

|       |                           |   |     |
|-------|---------------------------|---|-----|
| 10/13 | Central Christian Academy | W | 2-0 |
| 10/13 | Seton Catholic            | W | 2-0 |

### Seymour Semi-State

|       |            |   |     |
|-------|------------|---|-----|
| 10/20 | Providence | W | 1-0 |
|-------|------------|---|-----|

# Fort Wayne Canterbury Cavaliers

## Class A



Front Row Kneeling (left to right): Zach Hobbs, Carson Tanner, Yahya Jan, Danny Martinez, Justin Baeten, Damola Olaiya, Humza Shaikh, Connor Davidson, Luke Ruediger, Pablo Munoz, Coach Blake Sharpe; Back Row: Zack Tempel, Paul Helmich, Andrew Wojewuczki, Joel Groninger, James Langmaid, Adnan Hammad, Lucas Reelsen, Tucker Arnold, Clayton Perry, Spencer Hollis, Tyler Ennist, Mate Mayer, Coach Greg Mauch, Jonathan Bowen, Luke Schlabach, John Shoppell



### Team Roster & Statistics

| Lt.           | Dk.  | Name              | Ht.  | Pos. | Grade | Matches | Goals     | Assists   | Points    |
|---------------|------|-------------------|------|------|-------|---------|-----------|-----------|-----------|
| 2             | 2    | Luke Ruediger     | 5-6  | M    | 9     | 19      | 1         | 0         | 2         |
| 3             | 3    | Justin Baeten     | 5-6  | F    | 12    | 21      | 6         | 8         | 19        |
| 4             | 4    | Carson Tanner     | 5-5  | M    | 10    | 10      | 0         | 0         | 0         |
| 5             | 5    | Tucker Arnold     | 5-10 | M    | 11    | 21      | 2         | 1         | 5         |
| 6             | 6    | Connor Davidson   | 5-9  | M    | 12    | 22      | 2         | 1         | 5         |
| 7             | 7    | Yahya Jan         | 6-0  | F    | 10    | 21      | 0         | 2         | 2         |
| 8             | 8    | Zach Tempel       | 5-8  | D    | 10    | 11      | 0         | 0         | 0         |
| 9             | 9    | Damola Olaiya     | 5-8  | F    | 10    | 15      | 1         | 0         | 2         |
| 10            | 10   | Jonathan Bowen    | 6-1  | B    | 10    | 22      | 12        | 6         | 28        |
| 11            | 11   | Paul Helmich      | 6-0  | M    | 12    | 21      | 4         | 2         | 8         |
| 12            | 12   | Joel Groninger    | 5-11 | M    | 11    | 20      | 0         | 1         | 1         |
| 13            | 13   | Mate Mayer        | 5-10 | M    | 11    | 14      | 0         | 0         | 0         |
| 14            | 14   | Spencer Hollis    | 6-0  | B    | 11    | 11      | 0         | 0         | 0         |
| 15            | 15   | Danny Martinez    | 5-5  | D    | 10    | 18      | 0         | 0         | 0         |
| 17            | 17   | Lukas Reelsen     | 5-11 | M    | 12    | 22      | 1         | 0         | 0         |
| 18            | 18   | Zach Hobbs        | 5-6  | M    | 9     | 21      | 0         | 0         | 0         |
| 20            | 20   | Adnan Hammad      | 5-8  | F    | 11    | 13      | 0         | 0         | 0         |
| 23            | 23   | Andrew Wojewuczki | 5-10 | D    | 10    | 17      | 0         | 0         | 0         |
| 00            | 00   | Clayton Perry     | 6-3  | GK   | 12    | 22      | 1         | 0         | 2         |
| 21/0          | 21/0 | Tyler Ennist      | 5-10 | F/GK | 11    | 17      | 1         | 0         | 2         |
| 22            | 22   | Pablo Munoz       | 5-8  | M    | 10    | 9       | 0         | 0         | 0         |
| 23            | 23   | John Shoppell     | 5-7  | D    | 9     | 1       | 0         | 0         | 0         |
| <b>Totals</b> |      |                   |      |      |       |         | <b>20</b> | <b>21</b> | <b>76</b> |

### Goalkeepers

| Name          | Ht.   | Gr. | Mat.        | Min.      | GA         | GAA        | Saves    | Shutouts |
|---------------|-------|-----|-------------|-----------|------------|------------|----------|----------|
| Clayton Perry | 6'3"  | Sr  | 22          | 1684      | 25         | 1.2        | 185      | 7        |
| Tyler Ennist  | 5'10" | Jr  | 17          | 90        | 0          | 0.0        | 3        | 1        |
| <b>Totals</b> |       |     | <b>1774</b> | <b>25</b> | <b>1.2</b> | <b>188</b> | <b>8</b> |          |

### State Finals History

State Champion: 1997, 1998, 2001, 2011 (A), 2012 (A), 2017 (A)  
 State Runner Up: 1996, 2002  
 Appearances: 1996, 1997, 1998, 2000, 2001, 2002, 2004, 2006, 2011 (A), 2012 (A), 2017 (A), 2018 (A)



Greg Mauch  
Head Coach

### Team Facts

City/Town: Fort Wayne  
 County: Allen  
 Head of School: Bill Ennist  
 High School Director: Ben Ottenweller  
 Athletic Director: Kenneth Harkenrider  
 Asst. Athletic Director: Kevin VandenAkker  
 Head Coach: Greg Mauch  
 Assistant Coaches: Benard Hering, Joe Caldwell, Blake Sharpe  
 Student Manager: Mate Mayer  
 Colors: Royal Blue and Kelley Green  
 Conference: Independent  
 Enrollment: 306  
 Last Year's W-L Record: 13-6-3

### Season Results (11-7-4)

|      |                        |   |     |
|------|------------------------|---|-----|
| 8/18 | FW Bishop Luers        | L | 1-3 |
| 8/23 | FW Snider              | W | 2-1 |
| 8/25 | at FW Bishop Dwenger   | T | 0-0 |
| 8/28 | Homestead              | L | 0-7 |
| 8/30 | at FW Concordia        | T | 1-1 |
| 8/31 | at Carmel              | L | 1-3 |
| 9/07 | at Fremd (IL)          | L | 0-4 |
| 9/08 | Palaine (IL)           | W | 1-0 |
| 9/11 | FW Blackhawk Christian | T | 1-1 |
| 9/14 | Lakewood Park Chistian | W | 1-0 |
| 9/15 | Concord                | L | 2-3 |
| 9/18 | at Carroll (FW)        | L | 0-3 |
| 9/20 | FW Northrop            | T | 1-1 |
| 9/22 | Oldenburg Academy      | W | 1-0 |
| 9/27 | Woodlan                | W | 7-0 |
| 9/28 | at Eastbrook           | L | 0-2 |

### Ft. Wayne Blackhawk Sectional

|       |                             |   |     |
|-------|-----------------------------|---|-----|
| 10/01 | South Adams                 | W | 6-0 |
| 10/03 | Lakewood Park Christian(OT) | W | 2-1 |
| 10/8  | Blackhawk Christian         | W | 1-0 |

### Taylor Regional

|       |                     |   |     |
|-------|---------------------|---|-----|
| 10/13 | Faith Christian(OT) | W | 2-1 |
| 10-13 | Eastern             | W | 2-1 |

### Kokomo Semi-State

|       |                 |   |     |
|-------|-----------------|---|-----|
| 10/20 | Boone Grove(OT) | W | 3-1 |
|-------|-----------------|---|-----|



# Evansville Mater Dei Wildcats

## Class A



Front Row (left to right): Anna Bury, Macey Adler, Jessica Marquis, Victoria Zigenfus, Katherine Hahn, Emily Seger, Jenna Zirkelbach, and Baylee Maurer; Second Row: Leslie Eades, Kate Herrmann, Ellsa Bonnell, Grace Wagner, Jill Happe, Emma Lambie, Megan Gries, Madde Folz, Audrey McDurmon, Madison Elpers, Lexi Kassenbrock, Emma Boorman, and Sabrina Henderson Back Row: Assistant Coach Jenna Martin, Assistant Coach Sylvia Adler, Madeline Rentchler, Kate Breeden, Danielle Gries, Miranda Nosko, Emma Peerman, Audrey Vibbert, Natalie Brumley, and Head Coach Amy Weber

### Team Roster & Statistics

| Lt.           | Dk. | Name               | Ht. | Pos. | Grade | Matches   | Goals     | Assists    | Points |
|---------------|-----|--------------------|-----|------|-------|-----------|-----------|------------|--------|
| 1             | 1   | Ellsa Bonnell      | 5-4 | MF/F | 10    | 15        | 3         | 3          | 9      |
| 2             | 2   | Jenna Zirkelbach   | 5-2 | MF   | 12    | 19        | 13        | 3          | 29     |
| 3             | 3   | Jill Happe         | 5-3 | D    | 11    | 19        | 0         | 0          | 0      |
| 4             | 4   | Victoria Zigenfus  | 5-7 | D    | 12    | 19        | 2         | 1          | 5      |
| 5             | 5   | Jessica Marquis    | 5-3 | MF   | 12    | 18        | 2         | 2          | 6      |
| 6             | 6   | Danielle Gries     | 5-8 | MF/D | 10    | 7         | 1         | 0          | 2      |
| 8             | 8   | Emma Lambie        | 5-4 | D    | 11    | 18        | 3         | 5          | 11     |
| 10            | 10  | Anna Bury          | 5-6 | F    | 12    | 11        | 2         | 1          | 5      |
| 11            | 11  | Megan Gries        | 5-7 | MF/F | 11    | 19        | 5         | 2          | 12     |
| 12            | 12  | Madeline Rentchler | 5-8 | MF/D | 9     | 11        | 1         | 1          | 2      |
| 13            | 13  | Katherine Hahn     | 5-8 | MF   | 12    | 19        | 13        | 5          | 31     |
| 14            | 14  | Madde Folz         | 5-6 | F    | 11    | 19        | 10        | 4          | 24     |
| 15            | 15  | Madison Elpers     | 5-5 | D/MF | 11    | 19        | 1         | 1          | 3      |
| 16            | 16  | Emily Seger        | 5-7 | MF   | 12    | 15        | 4         | 2          | 10     |
| 18            | 18  | Grace Wagner       | 5-4 | D    | 11    | 16        | 0         | 0          | 0      |
| 19            | 19  | Miranda Nosko      | 5-5 | MF/F | 10    | 19        | 12        | 8          | 32     |
| 20            | 20  | Emma Peerman       | 5-6 | D    | 10    | 19        | 3         | 6          | 12     |
| 21            | 21  | Audrey McDurmon    | 5-6 | MF   | 11    | 15        | 0         | 0          | 0      |
| 23            | 23  | Audrey Vibbert     | 5-3 | MF/F | 9     | 4         | 0         | 0          | 0      |
| 25            | 25  | Macey Adler        | 5-5 | MF   | 12    | 19        | 1         | 1          | 3      |
| 26            | 26  | Kate Herrmann      | 5-6 | D/MF | 9     | 3         | 0         | 0          | 0      |
| 27            | 27  | Emma Boorman       | 5-2 | MF   | 9     | 18        | 1         | 1          | 3      |
| 28            | 28  | Lexi Kassenbrock   | 5-3 | MF/F | 9     | 9         | 0         | 0          | 0      |
| 30            | 30  | Kate Breeden       | 5-8 | D/MF | 9     | 10        | 1         | 0          | 2      |
| <b>Totals</b> |     |                    |     |      |       | <b>78</b> | <b>46</b> | <b>210</b> |        |

### Goalkeepers

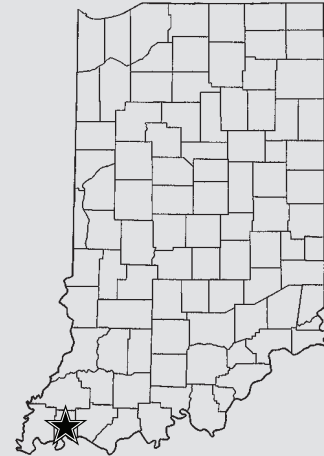
| Name              | Ht. | Gr. | Mat.        | Min.      | GA          | GAA        | Saves     | Shutouts |
|-------------------|-----|-----|-------------|-----------|-------------|------------|-----------|----------|
| Sabrina Henderson | 5-6 | 11  | 20          | 1595      | 12          | .634       | 100       | 12       |
| Leslie Eades      | 5-5 | 9   | 1           | 5         | 0           | 0          | 0         | 0        |
| <b>Totals</b>     |     |     | <b>1600</b> | <b>12</b> | <b>.634</b> | <b>100</b> | <b>12</b> |          |

### State Finals History

State Champions: 2017 (A)  
 State Runner-Up: 2014 (A), 2015 (A)  
 Appearances: 2014 (A), 2015 (A), 2017 (A), 2018 (A)



Amy Weber  
Head Coach



### Team Facts

City/Town: Evansville  
 County: Vanderburgh  
 Superintendent: Dr. Daryl Hagan  
 President: Dr. Timothy Dickel  
 Principal: Darin Knight  
 Athletic Director: Joe Herrmann  
 Asst. Athletic Director: Darlene Quinlin  
 Head Coach: Amy Weber  
 Assistant Coach: Jenna Martin, Sylvia Adler  
 Student Manager: Natalie Brumley  
 Colors: Red and Gold  
 Conference: Southern Indiana Athletic  
 Enrollment: 495  
 Last Year's W-L Record: 13-6-4

### Season Results (15-4-1)

|       |                         |   |      |
|-------|-------------------------|---|------|
| 8/14  | at Mt Vernon (Posey) HS | W | 4-0  |
| 8/16  | Washington HS           | W | 8-0  |
| 8/18  | at Floyd Central HS     | L | 0-1  |
| 8/20  | Memorial HS             | L | 0-4  |
| 8/23  | Vincennes Rivet HS      | W | 3-0  |
| 8/25  | at Plainfield HS        | T | 0-0  |
| 8/27  | Bosse HS                | W | 13-0 |
| 9/4 H | Gibson Southern HS      | W | 9-0  |
| 9/6 A | Harrison HS             | W | 8-0  |
| 9/11  | at FJ Reitz HS          | W | 3-2  |
| 9/15  | at Warren Central HS    | W | 3-0  |
| 9/17  | North HS                | L | 1-2  |
| 9/22  | at Heritage Hills HS    | W | 1-0  |
| 9/25  | Central HS              | W | 5-0  |
| 9/27  | at Castle HS            | L | 0-1  |

### North Posey Sectional

|      |                       |   |     |
|------|-----------------------|---|-----|
| 10/4 | South Spencer HS      | W | 6-0 |
| 10/6 | Evansville Day School | W | 3-1 |

### Forest Park Regional

|       |               |   |     |
|-------|---------------|---|-----|
| 10/13 | Providence HS | W | 4-0 |
| 10/13 | Oldenburg     | W | 5-1 |

### Evansville North Semi-State

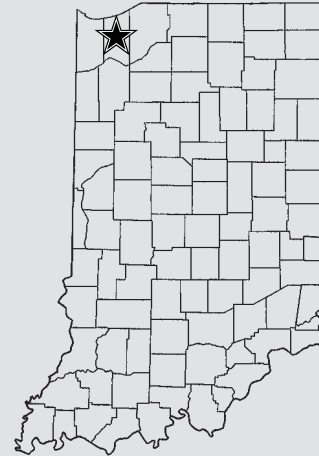
|       |            |   |     |
|-------|------------|---|-----|
| 10/20 | Park Tudor | W | 2-0 |
|-------|------------|---|-----|

# Wheeler Bearcats

## Class A



Front Row (left to right): Alicyn Kehoe, Payton Fairbairn, Lauren Putz, Nicole Durall, Ash Minton, Alaina Hill, Kyla Chevalier, Katlynn Mistina, Bentley Wilson, Ava Piwinski; Second Row: Ellyssa Eveland, Tessa Haldeman, Elena Giorgi, Juliette Mills, Riley O'Brien, Morgan Putz, Lyric Green, Anna Capellari, Olivia Makatura; Back Row: Amber Handley, Olivia Burton, Gia Diaz, Lucija Woldt, Sydney Eden, Riley Garcia, Claudia Philips, Bailey Fairbairn, Bryan Murray



### Team Roster & Statistics

| Lt.           | Dk. | Name             | Ht.  | Pos. | Grade | Matches    | Goals     | Assists    | Points |
|---------------|-----|------------------|------|------|-------|------------|-----------|------------|--------|
| 0             | 0   | Alaina Hill      | 5-2  | GK   | 12    | 18         | 0         | 0          | 0      |
| 00            | 00  | Nicole Durall    | 5-3  | D/GK | 9     | 9          | 0         | 0          | 0      |
| 1             | 1   | Claudia Philips  | 5-6  | F    | 12    | 19         | 20        | 14         | 54     |
| 2             | 2   | Lucija Woldt     | 5-6  | F    | 9     | 19         | 6         | 3          | 15     |
| 3             | 3   | Morgan Putz      | 5-4  | D    | 10    | 19         | 3         | 10         | 16     |
| 4             | 4   | Bailey Fairbairn | 5-5  | GK   | 9     | 10         | 2         | 0          | 4      |
| 5             | 5   | Olivia Makatura  | 5-5  | M    | 9     | 10         | 0         | 0          | 0      |
| 6             | 6   | Kyla Chevalier   | 5-5  | GK   | 9     | 9          | 0         | 0          | 0      |
| 7             | 7   | Juliette Mills   | 5-3  | D    | 9     | 10         | 0         | 0          | 0      |
| 8             | 8   | Tessa Haldeman   | 5-2  | M    | 12    | 21         | 4         | 3          | 11     |
| 10            | 10  | Lauren Putz      | 5-4  | M    | 12    | 20         | 12        | 8          | 32     |
| 12            | 12  | Lyric Green      | 5-4  | F    | 12    | 20         | 42        | 13         | 97     |
| 14            | 14  | Sydney Eden      | 5-10 | D    | 11    | 21         | 0         | 0          | 0      |
| 15            | 15  | Olivia Burton    | 5-5  | D    | 9     | 16         | 0         | 0          | 0      |
| 17            | 17  | Amber Handley    | 5-5  | D    | 12    | 20         | 0         | 0          | 0      |
| 18            | 18  | Riley Garcia     | 5-8  | F    | 11    | 19         | 20        | 19         | 59     |
| 19            | 19  | Payton Fairbairn | 5-2  | F    | 12    | 12         | 6         | 0          | 12     |
| 21            | 21  | Riley O'Brien    | 5-5  | M    | 11    | 18         | 4         | 10         | 18     |
| 22            | 22  | Anna Capellari   | 5-2  | F    | 9     | 20         | 12        | 3          | 27     |
| 23            | 23  | Gia Diaz         | 5-7  | M    | 10    | 20         | 5         | 4          | 14     |
| 24            | 24  | Elena Giorgi     | 5-3  | M    | 10    | 21         | 4         | 6          | 14     |
| 25            | 25  | Bentley Wilson   | 5-4  | M    | 11    | 10         | 1         | 0          | 2      |
| 26            | 26  | Alicyn Kehoe     | 5-2  | D    | 12    | 12         | 0         | 0          | 0      |
| 27            | 27  | Katlynn Mistina  | 5-4  | D    | 11    | 20         | 2         | 4          | 8      |
| 28            | 28  | Ava Piwinski     | 5-4  | D    | 9     | 12         | 0         | 0          | 0      |
| 30            | 30  | Ash Minton       | 5-4  | GK   | 9     | 9          | 0         | 0          | 0      |
| <b>Totals</b> |     |                  |      |      |       | <b>141</b> | <b>99</b> | <b>365</b> |        |

### Goalkeepers

| Name           | Ht. | Gr. | Mat. | Min.        | GA        | GAA        | Saves     | Shutouts  |
|----------------|-----|-----|------|-------------|-----------|------------|-----------|-----------|
| Alaina Hill    | 5-3 | 12  | 18   | 1,300       | 5         | .28        | 30        | 15        |
| Kyla Chevalier | 5-5 | 9   | 9    | 200         | 2         | .22        | 10        | 0         |
| Ash Minton     | 5-4 | 9   | 9    | 90          | 2         | .22        | 6         | 0         |
| Nicole Durall  | 5-2 | 9   | 9    | 90          | 2         | .22        | 7         | 0         |
| <b>Totals</b>  |     |     |      | <b>1680</b> | <b>11</b> | <b>.24</b> | <b>53</b> | <b>15</b> |

### State Finals History

State Runner-Up: 2017 (A)  
Appearances: 2017 (A), 2018 (A)



Bryan Murray  
Head Coach

### Team Facts

City/Town: Valparaiso  
County: Porter  
Superintendent: John Hunter  
Principal: Don Gandy  
Athletic Director: Randy Stelter  
Head Coach: Bryan Murray  
Assistant Coach: Ellyssa Eveland  
Colors: Green and Orange  
Conference: Northwest Indiana Soccer Conference  
Enrollment: 533  
Last Year's W-L Record: 21-1

### Season Results (22-0)

|      |                    |   |      |
|------|--------------------|---|------|
| 8/14 | Hobart             | W | 9-0  |
| 8/17 | at Merrillville    | W | 8-0  |
| 8/19 | at Portage         | W | 4-0  |
| 8/22 | Hebron             | W | 7-0  |
| 8/24 | Bishop Noll        | W | 7-0  |
| 8/28 | Lowell             | W | 9-0  |
| 8/31 | at Highland        | W | 6-2  |
| 9/2  | at Marquette       | W | 5-2  |
| 9/5  | at Griffith        | W | 3-0  |
| 9/7  | West Lafayette     | W | 4-1  |
| 9/9  | Covenant Christian | W | 7-0  |
| 9/14 | at Boone Grove     | W | 11-1 |
| 9/16 | at Andean          | W | 4-0  |
| 9/18 | at Hanover Central | W | 8-0  |
| 9/21 | at Westville       | W | 7-0  |
| 9/28 | at Kankakee Valley | W | 3-0  |

### Wheeler Sectional

|      |                 |   |      |
|------|-----------------|---|------|
| 10/2 | Westville       | W | 11-1 |
| 10/4 | Morgan Township | W | 8-0  |
| 10/6 | Bishop Noll     | W | 10-2 |

### LaVille Regional

|       |                    |   |     |
|-------|--------------------|---|-----|
| 10/13 | Lakeland Christian | W | 7-2 |
| 10/13 | Argos              | W | 5-0 |

### South Bend St. Joe Semi-State

|       |                    |   |     |
|-------|--------------------|---|-----|
| 10/20 | Lafayette Catholic | W | 2-1 |
|-------|--------------------|---|-----|

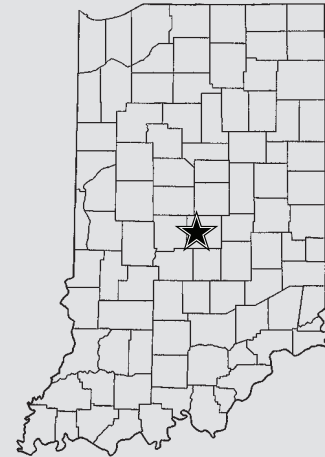


# Indianapolis Cardinal Ritter Raiders

## Class 2A



Front Row (left to right): Manuel Lopez, Hayden Grider, Luke Lauer, Ryan Hofer, Aaron Hofer, Erick Martinez, Scott Roggeman, Jason Hofer, Joel Gomez, Andy Bonilla; Back Row: Coach Birany, Irvyn Gutierrez, Edgar Gomez, Christopher Murray, Victor Cervantes, Paulo Rodriguez, William Marshall, John Wagoner, Bobby Isakson, Reed Turpen, Jose Chavez, Octavio Hernandez-Rengal, Zach Martin, Luis Lopez, Santiago Ronquillo, Collin Smith, Hernan Manzaneras-Treminio, Coach Boyce, Robiel Fisshaye, Coach Zetzi, Coach DeChant



### Team Facts

City/Town: Indianapolis  
 County: Marion  
 Superintendent: Jo Hoy  
 Principal: Steve Pelych  
 Athletic Director: Jim Martin  
 Asst. Athletic Director: Dave Scott  
 Head Coach: Bashir Birany  
 Assistant Coaches: Brandon Boyce, Mike DeChant, Larry Zetzi  
 Student Managers: Kendra Beltran  
 Colors: Red and Black  
 Conference: Indiana Crossroads  
 Enrollment: 560  
 Last Year's W-L Record: 17-3-2

### Team Roster & Statistics

| Lt.           | Dk. | Name               | Ht.  | Pos. | Grade | Matches   | Goals     | Assists    | Points |
|---------------|-----|--------------------|------|------|-------|-----------|-----------|------------|--------|
| 2             | 2   | William Marshall   | 5-7  | M/F  | 12    | 23        | 1         | 1          | 3      |
| 3             | 3   | Scott Roggeman     | 5-7  | M/F  | 11    | 15        | 3         | 3          | 9      |
| 4             | 4   | John Wagoner       | 6-0  | F.D  | 12    | 14        | 2         | 2          | 6      |
| 5             | 5   | Manny Lopez        | 5-8  | D    | 11    | 22        | 0         | 2          | 2      |
| 6             | 6   | Luke Lauer         | 5-9  | D    | 11    | 22        | 1         | 0          | 2      |
| 7             | 7   | Andy Bonilla       | 5-8  | F/M  | 11    | 23        | 15        | 4          | 34     |
| 8             | 8   | Erick Martinez     | 5-6  | M/F  | 11    | 19        | 4         | 2          | 10     |
| 9             | 9   | Jason Hofer        | 5-9  | D    | 11    | 23        | 5         | 1          | 11     |
| 10            | 10  | Ryan Hofer         | 5-9  | M    | 12    | 23        | 11        | 24         | 46     |
| 11            | 11  | Aaron Hofer        | 5-9  | M    | 12    | 23        | 11        | 15         | 37     |
| 12            | 12  | Collin Smith       | 5-9  | M    | 10    | 20        | 1         | 2          | 4      |
| 13            | 13  | Irvyn Gutierrez    | 6-0  | M    | 11    | 19        | 3         | 1          | 7      |
| 14            | 14  | Chris Murray       | 5-6  | M/F  | 10    | 22        | 6         | 4          | 16     |
| 15            | 15  | Bobby Isakson      | 5-10 | D    | 12    | 14        | 0         | 0          | 0      |
| 16            | 16  | Jose Chavez        | 5-9  | M/F  | 10    | 23        | 9         | 4          | 22     |
| 17            | 17  | Victor Cervantes   | 5-9  | M/F  | 10    | 14        | 0         | 0          | 0      |
| 18            | 18  | Junior Gomez       | 5-8  | M    | 9     | 16        | 0         | 0          | 0      |
| 19            | 19  | Hernan Treminio    | 5-5  | F/M  | 10    | 5         | 1         | 0          | 2      |
| 20            | 20  | Octavio Hernandez  | 5-11 | M/D  | 10    | 7         | 0         | 0          | 0      |
| 21            | 21  | Zach Martin        | 5-3  | M/F  | 9     | 8         | 0         | 0          | 0      |
| 22            | 22  | Paulo Rodriguez    | 5-11 | M/D  | 10    | 7         | 0         | 0          | 0      |
| 23            | 23  | Luis Lopez         | 5-11 | F/M  | 11    | 4         | 0         | 0          | 0      |
| 24            | 24  | Edgar Gomez        | 5-11 | D/M  | 10    | 5         | 0         | 0          | 0      |
| 25            | 25  | Santiago Ronquillo | 5-7  | M/F  | 12    | 14        | 0         | 1          | 1      |
| 26            | 26  | Robiel Fisshaye    | 5-7  | D    | 11    | 21        | 2         | 1          | 5      |
| <b>Totals</b> |     |                    |      |      |       | <b>75</b> | <b>67</b> | <b>217</b> |        |

### Goalkeepers

| Name          | Ht.  | Gr. | Mat. | Min.        | GA        | GAA         | Saves      | Shutouts  |
|---------------|------|-----|------|-------------|-----------|-------------|------------|-----------|
| Reed Turpen   | 5-7  | 11  | 15   | 474         | 7         | 1.181       | 23         | 3         |
| Hayden Grider | 5-11 | 11  | 22   | 1366        | 11        | 0.664       | 98         | 7         |
| <b>Totals</b> |      |     |      | <b>1840</b> | <b>18</b> | <b>.783</b> | <b>121</b> | <b>10</b> |

### State Finals History

State Runner-Up: 2015 (A)  
 Appearances: 2015 (A), 2018 (2A)



Bashir Birany  
 Head Coach

### Season Results (18-4-1)

|      |                         |   |     |
|------|-------------------------|---|-----|
| 8/16 | Indpls Bishop Chatard   | W | 5-0 |
| 8/21 | Speedway                | W | 3-0 |
| 8/23 | Tri West Hendricks      | W | 4-0 |
| 8/28 | at Pike                 | L | 1-4 |
| 8/30 | at International        | W | 4-0 |
| 9/1  | Avon                    | W | 2-1 |
| 9/6  | Indianapolis Lutheran   | W | 4-0 |
| 9/13 | at Park Tudor           | W | 4-1 |
| 9/14 | at Evansville Memorial  | L | 0-1 |
| 9/15 | McCracken County (KY)   | L | 0-1 |
| 9/18 | Beech Grove             | W | 7-0 |
| 9/20 | Indpls Scecina Memorial | W | 3-0 |
| 9/22 | Indianapolis Shortridge | W | 4-1 |
| 9/24 | Heritage Christian      | W | 1-0 |
| 9/26 | Cathedral               | L | 1-2 |
| 9/27 | at Monrovia             | W | 7-1 |
| 9/29 | at Plainfield           | T | 3-3 |

### Indpls. Chatard Sectional

|       |                       |   |     |
|-------|-----------------------|---|-----|
| 10/01 | Tri West Hendricks    | W | 1-0 |
| 10/03 | Speedway              | W | 1-0 |
| 10/06 | Indpls Bishop Chatard | W | 3-1 |

### Greensburg Regional

|       |              |   |     |
|-------|--------------|---|-----|
| 10/13 | Frankfort    | W | 4-1 |
| 10/13 | Lawrenceburg | W | 5-0 |

### Evansville North Semi-State

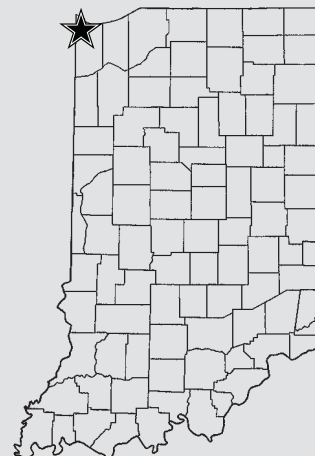
|       |                 |   |     |
|-------|-----------------|---|-----|
| 10/20 | Washington (IN) | W | 1-0 |
|-------|-----------------|---|-----|

# Hammond Bishop Noll Warriors

## Class 2A



Front Row (left to right): Danny Salazar; Second Row: Nick Wichlinski, Tyler Dowd, Jake Fuehmeyer, Henry Smith, Jaron Nash, Pedro Flores, Brando Fuentes, Matthew Avila, Mariano Jimenez; Back Row: Head Coach Quinn Cloghessy, Miguel Mendoza, Carlos Figueroa, Armando Chavez, Saul Navarro, Giancarlo Angel, Alonso Soto, Noah Reid, Jaime Hernandez, Bruno Zamora, Jake Wichlinski, Joey Minor, Miguel Gonzalez, Angel Guerrero, Assistant Coaches Eric Klocek & Kevin Cloghessy



### Team Roster & Statistics

| Lt.           | Dk. | Name            | Ht.  | Pos. | Grade | Matches | Goals     | Assists   | Points     |
|---------------|-----|-----------------|------|------|-------|---------|-----------|-----------|------------|
| 2             | 2   | Matthew Avila   | 5-9  | CB   | 12    | 20      | 1         | 5         | 7          |
| 5             | 5   | Jake Fuehmeyer  | 6-3  | F    | 12    | 20      | 6         | 2         | 14         |
| 7             | 7   | Alonso Soto     | 5-7  | W    | 11    | 19      | 8         | 3         | 19         |
| 8             | 8   | Tyler Dowd      | 5-9  | OB   | 12    | 18      | 0         | 1         | 1          |
| 10            | 10  | Bruno Zamora    | 5-8  | CM   | 10    | 18      | 9         | 24        | 42         |
| 11            | 11  | Henry Smith     | 6-1  | W    | 12    | 20      | 6         | 5         | 17         |
| 12            | 12  | Mariano Jimenez | 6-1  | F    | 12    | 18      | 1         | 0         | 2          |
| 16            | 16  | Joey Minor      | 6-0  | W    | 11    | 17      | 4         | 4         | 12         |
| 17            | 17  | Jaron Nash      | 5-10 | OB   | 12    | 19      | 1         | 0         | 2          |
| 18            | 18  | Brandon Fuentes | 6-2  | CB   | 12    | 19      | 0         | 1         | 1          |
| 19            | 19  | Nick Wichlinski | 5-10 | W    | 12    | 12      | 0         | 0         | 0          |
| 20            | 20  | Jaime Hernandez | 5-8  | CM   | 10    | 20      | 3         | 3         | 9          |
| 21            | 21  | Noah Reid       | 5-6  | CM   | 10    | 20      | 2         | 2         | 6          |
| 24            | 24  | Jake Wichlinski | 6-3  | F    | 10    | 19      | 35        | 8         | 78         |
| 28            | 28  | Angel Guerrero  | 5-10 | W    | 11    | 10      | 0         | 0         | 0          |
| 29            | 29  | Armando Chavez  | 5-8  | F    | 10    | 4       | 0         | 0         | 0          |
| 31            | 31  | Carlos Figueroa | 5-6  | W    | 10    | 13      | 2         | 1         | 5          |
| 32            | 32  | Miguel Gonzalez | 5-8  | W    | 9     | 17      | 2         | 3         | 7          |
| 33            | 33  | Giancarlo Angel | 5-4  | MF   | 9     | 5       | 0         | 0         | 0          |
| 37            | 37  | Saul Navarro    | 5-10 | MF   | 9     | 10      | 2         | 0         | 4          |
| 38            | 38  | Pedro Flores    | 5-6  | F    | 12    | 12      | 4         | 0         | 8          |
| <b>Totals</b> |     |                 |      |      |       |         | <b>87</b> | <b>62</b> | <b>234</b> |

### Goalkeepers

| Name           | Ht. | Gr. | Mat. | Min.        | GA        | GAA         | Saves      | Shutouts  |
|----------------|-----|-----|------|-------------|-----------|-------------|------------|-----------|
| Danny Salazar  | 5-9 | 12  | 20   | 1610        | 14        | .073        | 105        | 10        |
| Miguel Mendoza | 5-8 | 10  | 5    | 0           | 0         | 0           | 0          | 0         |
| <b>Totals</b>  |     |     |      | <b>1610</b> | <b>14</b> | <b>.073</b> | <b>105</b> | <b>10</b> |

### State Finals History

First Appearance



Quinn Cloghessy  
Head Coach

### Team Facts

City/Town: Hammond  
 County: Lake  
 Superintendent: Dr. Joseph Majchrowicz  
 Principal: Lorenza Jara-Pastrick  
 Athletic Director: Brandi Krolak  
 Head Coach: Quinn Cloghessy  
 Assistant Coaches: Kevin Cloghessy, Erik Klocek  
 Colors: Blue and Gold  
 Conference: NorthWest Indiana Soccer  
 Enrollment: 472

### Season Results (19-2)

|      |                                 |     |      |
|------|---------------------------------|-----|------|
| 8/15 | at Highland                     | W   | 2-0  |
| 8/16 | at Hanover Central              | W   | 2-1  |
| 8/18 | South Ben Washington            | W   | 2-0  |
| 8/21 | Lowell                          | W   | 5-0  |
| 8/23 | Illiana Christian               | W   | 5-1  |
| 8/25 | Munster                         | L   | 0-2  |
| 8/28 | at Westville                    | W   | 15-0 |
| 8/30 | at Hebron                       | W   | 7-1  |
| 9/1  | Culver                          | FFW | 1-1  |
| 9/4  | at Hobart                       | W   | 4-1  |
| 9/6  | at Wheeler                      | W   | 5-1  |
| 9/12 | at Marquette Catholic           | W   | 1-0  |
| 9/17 | at Griffith                     | W   | 6-0  |
| 9/22 | Boone Grove                     | FFL | 1-1  |
| 9/24 | Andrean                         | W   | 5-0  |
| 9/27 | at Covenant Christian (DeMotte) | W   | 6-1  |

### Griffith Sectional

|      |          |   |     |
|------|----------|---|-----|
| 10/3 | Hammond  | W | 8-0 |
| 10/6 | Griffith | W | 4-0 |

### Mishawaka Marian Regional

|       |                      |   |     |
|-------|----------------------|---|-----|
| 10/13 | South Bend St Joseph | W | 2-1 |
| 10/13 | West Noble           | W | 3-2 |

### SB Saint Joseph Semi-State

|       |                       |   |     |
|-------|-----------------------|---|-----|
| 10/20 | FW Concordia Lutheran | W | 3-2 |
|-------|-----------------------|---|-----|

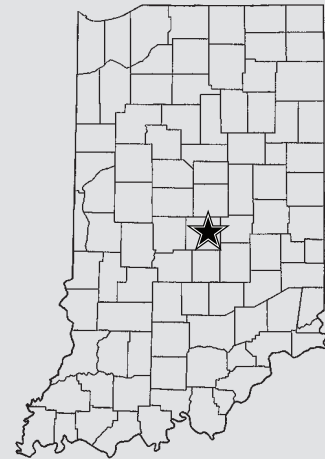


# Indianapolis Cathedral Irish

## Class 2A



**Front Row (left to right):** Coach Tawni Trickey, Kate Morris, Ellie Shedly, Jennifer Utzinger, Sophia Saucerman, Sydney Manley, Carson Kwiatkowski, Halle McHugh, Coach Marc Behringer; **Second Row:** Coach Curtis Steger, Montgomery Odle, Grace Kowalevsky, Gabby Najem, Zoie Obst, Emma Doyle, Mary White, Grace Brenton, Olivia Carrico, Coach Kevin Collins; **Back Row:** Bella Dausman, Bridget Stratman, Hailey Loftin, Caroline Cline, Maddie Wirth, Marcelle Blanchet, Nicole Mason



### Team Roster & Statistics

| Lt.           | Dk.  | Name               | Ht.  | Pos. | Grade | Matches | Goals     | Assists   | Points     |
|---------------|------|--------------------|------|------|-------|---------|-----------|-----------|------------|
| 1             | 1    | Sophia Saucerman   | 5-3  | K    | 12    | 19      | 0         | 1         | 1          |
| 2             | 2    | Bridget Stratman   | 5-9  | B    | 11    | 20      | 2         | 3         | 7          |
| 3             | 3    | Jennifer Utzinger  | 5-3  | F    | 12    | 19      | 7         | 3         | 17         |
| 4             | 4    | Sydney Manley      | 5-4  | B    | 12    | 10      | 0         | 0         | 0          |
| 5             | 5    | Olivia Carrico     | 5-4  | B    | 12    | 20      | 4         | 0         | 8          |
| 6             | 6    | Marcelle Blanchet  | 5-9  | B    | 11    | 20      | 2         | 7         | 11         |
| 7             | 7    | Maddie Wirth       | 5-8  | F    | 11    | 20      | 4         | 5         | 13         |
| 8             | 8    | Halle McHugh       | 5-1  | B    | 12    | 20      | 1         | 4         | 6          |
| 9             | 9    | Kate Morris        | 5-2  | F    | 11    | 17      | 5         | 2         | 12         |
| 11            | 11   | Hailey Loftin      | 5-9  | B    | 12    | 4       | 1         | 0         | 2          |
| 12/0          | 12/0 | Zoie Obst          | 5-7  | MF   | 12    | 20      | 6         | 1         | 13         |
| 13            | 13   | Grace Kowalevsky   | 5-5  | B    | 12    | 20      | 0         | 0         | 0          |
| 14            | 14   | Caroline Cline     | 5-10 | F    | 10    | 20      | 7         | 3         | 17         |
| 15            | 15   | Emma Doyle         | 5-5  | M    | 12    | 3       | 0         | 0         | 0          |
| 16            | 16   | Grace Brenton      | 5-5  | F    | 12    | 17      | 1         | 0         | 2          |
| 17            | 17   | Carson Kwiatkowski | 5-2  | M    | 11    | 19      | 0         | 7         | 7          |
| 18            | 18   | Ellie Shedly       | 5-3  | M    | 11    | 20      | 0         | 5         | 5          |
| 19            | 19   | Nicole Mason       | 5-8  | F    | 12    | 20      | 1         | 0         | 2          |
| 20            | 20   | Mary White         | 5-5  | M    | 11    | 3       | 0         | 0         | 0          |
| 21            | 21   | Montgomery Odle    | 5-5  | M    | 12    | 4       | 0         | 0         | 0          |
| 23            | 23   | Bella Dausman      | 5-7  | F    | 10    | 5       | 1         | 1         | 3          |
| 25            | 25   | Elle Lewis         | 5-3  | F    | 9     | 3       | 0         | 1         | 1          |
| 27            | 27   | Gabby Najem        | 5-6  | B    | 11    | 5       | 0         | 0         | 0          |
| 28            | 28   | Ella Maher         | 5-4  | B    | 9     | 12      | 0         | 1         | 1          |
| 29            | 29   | Lauren Caldwell    | 5-6  | M    | 9     | 2       | 0         | 0         | 0          |
| 31            | 31   | Morgan Vukovits    | 5-4  | M    | 10    | 2       | 0         | 0         | 0          |
| 34            | 34   | Riley Maher        | 5-4  | B    | 10    | 2       | 0         | 0         | 0          |
| 37            | 37   | Lauren Frank       | 5-5  | B    | 10    | 1       | 0         | 0         | 0          |
| <b>Totals</b> |      |                    |      |      |       |         | <b>42</b> | <b>43</b> | <b>128</b> |

### Goalkeepers

| Name             | Ht. | Gr. | Mat. | Min.        | GA        | GAA         | Saves     | Shutouts |
|------------------|-----|-----|------|-------------|-----------|-------------|-----------|----------|
| Sophia Saucerman |     | 12  | 19   | 1508        | 18        | .95         | 72        | 6        |
| Zoie Obst        |     | 12  | 3    | 120         | 3         | 2.00        | 0         | 0        |
| <b>Totals</b>    |     |     |      | <b>1628</b> | <b>21</b> | <b>1.03</b> | <b>72</b> | <b>6</b> |

### State Finals History

State Champion: 2007, 2009  
Appearances: 1994, 2007, 2009, 2010, 2018 (2A)



Marc Behringer  
Head Coach

### Team Facts

City/Town: Indianapolis  
County: Marion  
Principal: Dave Worland  
Athletic Director: Rick Streiff  
Asst. Athletic Director: Jason Delaney  
Head Coach: Marc Behringer  
Assistant Coaches: Kevin Collins, Tawni Trickey, Curtis Steger  
Colors: Navy and Old Gold  
Enrollment: 1100  
Last Year's W-L Record: 10-6-1

### Season Results (12-4-4)

|      |                                 |   |     |
|------|---------------------------------|---|-----|
| 8/13 | at Noblesville                  | T | 1-1 |
| 8/15 | at Avon                         | T | 3-3 |
| 8/18 | at North Central (Indpls)       | W | 2-1 |
| 8/25 | at Carmel                       | L | 0-1 |
| 8/25 | F.W. Bishop Dwenger             | W | 4-0 |
| 8/27 | Westfield                       | W | 4-2 |
| 8/29 | Brownsburg                      | L | 1-2 |
| 9/1  | Rocky River (OH)                | L | 3-1 |
| 9/1  | Assumption (KY)                 | T | 2-2 |
| 9/5  | at Roncalli                     | W | 6-1 |
| 9/10 | at Brebeuf                      | W | 2-1 |
| 9/12 | Batesville                      | L | 0-1 |
| 9/19 | at Guerin Catholic              | T | 0-0 |
| 9/24 | Covenant Christian (Semi-Final) | W | 5-0 |
| 9/26 | at Bishop Chatard (City Final)  | W | 1-1 |

(4-3 PKs)

### Roncalli Sectional

|      |                |   |     |
|------|----------------|---|-----|
| 10/4 | Bishop Chatard | W | 3-1 |
| 10/6 | Roncalli       | W | 2-0 |

### New Palestine Regional

|       |                     |   |     |
|-------|---------------------|---|-----|
| 10/13 | South Dearborn (OT) | W | 1-0 |
| 10/13 | New Palestine       | W | 3-1 |

### Evansville North Semi-State

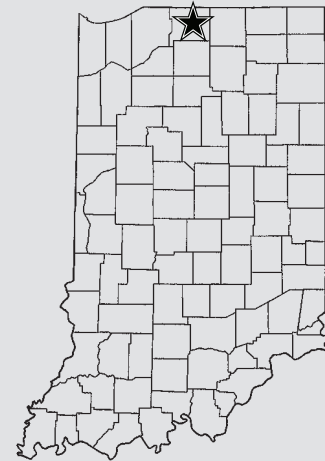
|       |                     |   |     |
|-------|---------------------|---|-----|
| 10/20 | Evansville Memorial | W | 1-0 |
|-------|---------------------|---|-----|

# South Bend St. Joseph Indians

## Class 2A



**Front Row (left to right):** Josie Lloyd, Natalie Moore, Caroline Edmonds, Sara Lamberti, Andrea Romo, Isabel Ortiz, Kamryn Wieschhaus, Madeline Varga, Claire Chadwell; **Second Row:** Bella Troester, Madeline Zeller, Tatum White, Mia Naman, Georgia Place, Halle Gilbert, Audra Meyer, Lizzy Raster, Anna Petsche, Ashley Deputy, Claire Wager, Katie Harrington, Hannah O'Connell; **Back Row:** Phil DePauw, Father Terry Coonan, Sarah Hiestand, Madison Veldman, Libby O'Brien, Colleen Harley, Grace Miller, Alexis Mansfield, Grace Joines, Timothy Foster, Brandon Gill; **Not Pictured:** Olivia Agostino



### Team Roster & Statistics

| Lt.           | Dk. | Name             | Ht.  | Pos. | Grade | Matches   | Goals     | Assists    | Points |
|---------------|-----|------------------|------|------|-------|-----------|-----------|------------|--------|
| 0             | 0   | Grace Miller     | 6-0  | F/G  | 11    | 8         | 1         | 1          | 3      |
| 1             | 1   | Ashley Deputy    | 5-2  | M    | 9     | 2         | 0         | 0          | 0      |
| 2             | 2   | Madeline Varga   | 5-4  | M    | 11    | 23        | 3         | 5          | 11     |
| 3             | 3   | Isabel Ortiz     | 5-6  | D    | 12    | 22        | 0         | 0          | 0      |
| 4             | 4   | Claire Chadwell  | 5-6  | M    | 10    | 23        | 1         | 1          | 3      |
| 6             | 6   | Sara Lamberti    | 5-4  | M    | 12    | 22        | 1         | 2          | 4      |
| 7             | 7   | Olivia Agostino  | 5-4  | M    | 10    | 2         | 2         | 0          | 4      |
| 8             | 8   | Claire Wager     | 5-3  | M    | 11    | 2         | 0         | 0          | 0      |
| 9             | 9   | Josie Lloyd      | 5-6  | D    | 10    | 10        | 0         | 0          | 0      |
| 10            | 10  | Libby O'Brien    | 5-9  | M    | 11    | 4         | 0         | 0          | 0      |
| 11            | 11  | Natalie Moore    | 5-6  | F    | 10    | 23        | 13        | 11         | 37     |
| 12            | 12  | Katie Harrington | 5-8  | F    | 10    | 23        | 1         | 1          | 3      |
| 13            | 13  | Halle Gilbert    | 5-6  | M    | 10    | 19        | 2         | 0          | 4      |
| 14            | 14  | Grace Joines     | 5-5  | D    | 11    | 10        | 0         | 0          | 0      |
| 15            | 15  | Lizzy Raster     | 5-4  | M    | 10    | 15        | 1         | 0          | 2      |
| 16            | 16  | Colleen Harley   | 5-10 | D    | 11    | 11        | 2         | 0          | 4      |
| 17            | 17  | Maddie Zeller    | 5-6  | D    | 11    | 20        | 0         | 0          | 0      |
| 18            | 18  | Audra Meyer      | 5-8  | D    | 9     | 19        | 1         | 0          | 2      |
| 19            | 19  | Anna Petsche     | 5-7  | F    | 10    | 12        | 2         | 0          | 4      |
| 20            | 20  | Sarah Hiestand   | 5-8  | M    | 10    | 23        | 1         | 3          | 5      |
| 21            | 21  | Caroline Edmonds | 5-4  | F    | 11    | 23        | 15        | 7          | 37     |
| 22            | 22  | Tatum White      | 5-6  | F    | 10    | 4         | 2         | 0          | 4      |
| 23            | 23  | Georgia Place    | 5-6  | F    | 10    | 23        | 15        | 6          | 36     |
| 24            | 24  | Madison Veldman  | 5-8  | M    | 11    | 0         | 0         | 0          | 0      |
| 25            | 25  | Bella Troester   | 5-4  | D    | 10    | 23        | 1         | 0          | 2      |
| 26            | 26  | Andrea Romo      | 5-5  | M    | 12    | 0         | 0         | 0          | 0      |
| 27            | 27  | Alexis Mansfield | 5-6  | M    | 9     | 2         | 0         | 1          | 1      |
| 29            | 29  | Mia Naman        | 5-6  | D    | 10    | 2         | 0         | 0          | 0      |
| <b>Totals</b> |     |                  |      |      |       | <b>64</b> | <b>38</b> | <b>166</b> |        |

### Goalkeepers

| Name              | Ht. | Gr. | Mat. | Min.        | GA        | GAA         | Saves     | Shutouts  |
|-------------------|-----|-----|------|-------------|-----------|-------------|-----------|-----------|
| Kamryn Wieschhaus | 5-9 | 12  | 21   | 1595        | 18        | .803        | 92        | 10        |
| Grace Miller      | 6-0 | 11  | 6    | 170         | 2         | .941        | 12        | 0         |
| Hannah O'Connell  | 5-6 | 10  | 3    | 75          | 0         | .000        | 4         | 0         |
| <b>Totals</b>     |     |     |      | <b>1680</b> | <b>14</b> | <b>.667</b> | <b>74</b> | <b>14</b> |

### State Finals History

State Champion: 1998, 2010  
 State Runner-Up: 1994, 2003, 2012 (2A), 2017 (2A)  
 Appearances: 1994, 1995, 1998, 2003, 2009, 2010, 2012 (2A), 2017 (2A), 2018 (2A)



Phil DePauw  
Head Coach

### Team Facts

City/Town: South Bend  
 County: Saint Joseph  
 Superintendent: Marsha Jordan  
 Principal: John Kennedy  
 Athletic Director: Deb Brown  
 Head Coach: Phil DePauw  
 Assistant Coaches: Brandon Gill, Catherine Swick, Timothy Foster  
 Colors: Columbia Blue and White  
 Conference: Northern Indiana  
 Enrollment: 859  
 Last Year's W-L Record: 18-5-1

### Season Results (16-5-21)

|      |                       |   |     |
|------|-----------------------|---|-----|
| 8/17 | Chesterton            | L | 2-1 |
| 8/18 | Hamilton Southeastern | L | 1-0 |
| 8/18 | Carroll               | W | 2-1 |
| 8/21 | Trinity               | W | 4-0 |
| 8/25 | at Crown Point        | T | 2-2 |
| 8/28 | Elkhart Central (OT)  | W | 2-1 |
| 8/30 | at John Glenn         | W | 2-1 |
| 9/5  | at Penn               | L | 2-0 |
| 9/8  | Valparaiso            | L | 2-1 |
| 9/15 | Evansville Memorial   | L | 2-1 |
| 9/15 | Bishop Dwenger        | W | 2-0 |
| 9/17 | at Goshen             | W | 6-0 |
| 9/19 | at Adams (OT)         | W | 2-1 |
| 9/20 | NorthWood             | W | 1-0 |
| 9/22 | Guerin Catholic       | W | 1-0 |
| 9/25 | Mishawaka Marian      | W | 2-1 |
| 9/29 | at Lake Central       | T | 0-0 |

### Plymouth Sectional

|      |            |   |     |
|------|------------|---|-----|
| 10/1 | John Glenn | W | 5-1 |
| 10/4 | Clay       | W | 9-0 |
| 10/6 | Plymouth   | W | 4-0 |

### Plymouth Regional

|       |          |   |     |
|-------|----------|---|-----|
| 10/13 | Griffith | W | 7-0 |
| 10/13 | Culver   | W | 4-2 |

### SB Saint Joseph Semi-State

|       |          |   |     |
|-------|----------|---|-----|
| 10/20 | Bellmont | W | 2-0 |
|-------|----------|---|-----|



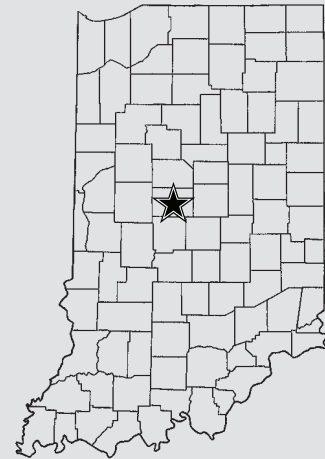


# Zionsville Eagles

## Class 3A



Front Row (left to right): Ben Dunning, Griffen Kiley, Mitch Cross, Sam Allen, Nick Bohm, Cam Greeson, Andrew Asdel, Patrick DaPuzzo; Second Row: Nick Pease, Josh Longmire, Josh Kuller, Jack Seamands, Ben Weidner, Lorenzo Martinez, Kent Bailey, Alex Carr, Evan Miller, Alex Backhaus; Back Row: Chris Freeman, Alec McCarty, Coach Aaron Kelsey, Coach Jason Donkersloot, Coach Nick Noel, Coach Rob Jordan, Coach Jim Fallis, Becca Squier, Charlie Wagner, Nate MacAbee



### Team Roster & Statistics

| Lt.           | Dk. | Name             | Ht.  | Pos. | Grade | Matches | Goals     | Assists   | Points     |
|---------------|-----|------------------|------|------|-------|---------|-----------|-----------|------------|
| 0             | 0   | Sam Allen        | 5-10 | G    | 12    | 21      | 0         | 0         | 0          |
| 00            | 00  | Nick Bohm        | 5-11 | G    | 10    | 4       | 0         | 0         | 0          |
| 2             | 2   | Alex Backhaus    | 5-10 | MF   | 10    | 20      | 0         | 0         | 0          |
| 3             | 3   | Alex Carr        | 6-0  | MF   | 10    | 21      | 4         | 1         | 9          |
| 4             | 4   | Ben Dunning      | 5-8  | MF   | 11    | 11      | 0         | 1         | 1          |
| 5             | 5   | Josh Longmire    | 6-0  | D    | 12    | 21      | 7         | 1         | 15         |
| 6             | 6   | Chris Freeman    | 6-2  | MF   | 11    | 20      | 6         | 7         | 19         |
| 7             | 7   | Nate MacAbee     | 6-1  | MF   | 12    | 21      | 1         | 0         | 2          |
| 8             | 8   | Ben Weidner      | 6-0  | MF   | 11    | 21      | 12        | 11        | 35         |
| 9             | 9   | Evan Miller      | 5-11 | MF   | 11    | 21      | 3         | 3         | 9          |
| 10            | 10  | Jack Seamands    | 6-1  | F    | 12    | 21      | 6         | 9         | 21         |
| 11            | 11  | Kent Bailey      | 6-1  | D    | 12    | 21      | 0         | 2         | 2          |
| 12            | 12  | Josh Kuller      | 6-0  | F    | 11    | 21      | 6         | 3         | 15         |
| 13            | 13  | Cam Greeson      | 5-8  | MF   | 11    | 19      | 1         | 4         | 6          |
| 14            | 14  | Patrick DaPuzzo  | 5-5  | MF   | 12    | 13      | 0         | 1         | 1          |
| 16            | 16  | Lorenzo Martinez | 6-5  | F    | 11    | 10      | 0         | 0         | 0          |
| 17            | 17  | Alec McCarty     | 6-3  | MF   | 10    | 20      | 3         | 2         | 8          |
| 18            | 18  | Charlie Wagner   | 6-3  | D    | 10    | 11      | 0         | 0         | 0          |
| 19            | 19  | Nick Pease       | 6-0  | D    | 10    | 10      | 0         | 0         | 0          |
| 20            | 20  | Griffen Kiley    | 5-10 | D    | 12    | 21      | 2         | 4         | 8          |
| 21            | 21  | Mitch Cross      | 5-9  | D    | 12    | 21      | 0         | 1         | 1          |
| 22            | 22  | Jackson Iler     | 5-9  | MF   | 10    | 0       | 0         | 0         | 0          |
| 23            | 23  | Andrew Asdel     | 5-7  | MF   | 11    | 12      | 1         | 0         | 2          |
| 26            | 26  | Roger Foster     | 5-7  | F    | 10    | 0       | 0         | 0         | 0          |
| 27            | 27  | Gavin Raff       | 5-9  | G    | 27    | 27      | 0         | 0         | 0          |
| <b>Totals</b> |     |                  |      |      |       |         | <b>52</b> | <b>50</b> | <b>152</b> |

### Goalkeepers

| Name          | Ht. | Gr. | Mat. | Min.        | GA       | GAA         | Saves     | Shutouts  |
|---------------|-----|-----|------|-------------|----------|-------------|-----------|-----------|
| Sam Allen     |     | 12  | 21   | 1621        | 9        | 0.44        | 37        | 14        |
| Nick Bohm     |     | 10  | 4    | 19          | 0        | 0.00        | 0         | 4         |
| <b>Totals</b> |     |     |      | <b>1640</b> | <b>9</b> | <b>0.47</b> | <b>37</b> | <b>15</b> |

### State Finals History

State Champion: 2009  
 State Runner-Up: 2008  
 Appearances: 2008, 2009, 2018 (3A)



Rob Jordan  
Head Coach

### Team Facts

City/Town: Zionsville  
 County: Boone  
 Superintendent: Dr. Scott Robison  
 Principal: Mr. Tim East  
 Athletic Director: Greg Schellhase  
 Asst. Athletic Director: Jared Williams  
 Head Coach: Rob Jordan  
 Assistant Coaches: Nick Noel, Aaron Kelsey, Jason Donkersloot, Jim Fallis  
 Student Managers: Becca Squier, George Pappas  
 Colors: Green  
 Conference: Hoosier Crossroads  
 Enrollment: 2050  
 Last Year's W-L Record: 14-1-3

### Season Results (17-1-3)

|      |                       |   |     |
|------|-----------------------|---|-----|
| 8/11 | at Carmel             | T | 0-0 |
| 8/16 | at McCutcheon         | W | 2-0 |
| 8/18 | Homestead             | W | 3-0 |
| 8/21 | at Fishers            | W | 3-0 |
| 8/28 | Westfield             | W | 2-0 |
| 8/30 | Cathedral             | W | 1-0 |
| 8/31 | Washington Community  | T | 1-1 |
| 9/1  | Martinsville          | W | 6-2 |
| 9/1  | South Bend Adams      | W | 4-0 |
| 9/4  | at Franklin Central   | W | 7-0 |
| 9/11 | at Noblesville        | W | 4-0 |
| 9/15 | Avon                  | W | 2-1 |
| 9/18 | Hamilton Southeastern | L | 0-1 |
| 9/22 | Penn                  | T | 1-1 |
| 9/22 | Munster               | W | 1-0 |
| 9/25 | at Brownsburg         | W | 5-2 |

### Pike Sectional

|      |                |   |     |
|------|----------------|---|-----|
| 10/3 | North Central  | W | 2-0 |
| 10/6 | Brebeuf Jesuit | W | 2-1 |

### Carmel Regional

|       |                    |   |     |
|-------|--------------------|---|-----|
| 10/13 | Greenfield-Central | W | 3-0 |
| 10/13 | Cathedral          | W | 3-0 |

### Seymour Semi-State

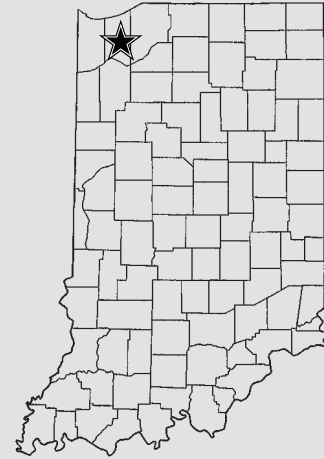
|       |                   |   |     |
|-------|-------------------|---|-----|
| 10/20 | Bloomington South | W | 2-0 |
|-------|-------------------|---|-----|

# Chesterton Trojans

## Class 3A



Front Row (left to right): Jack Eaton, Seth Conway, Charlie Eaton and Zack Bowser; Second Row: Nathan Arthur, Nick Biel, Kyle McEuen, Jordan Carlson, Nick Sierra, Bailey Arthur, Ryan O'Dell, Andy Gerth, Liam Grimes, Andrew Van-Noort and Evan Ekblaw; Back Row: Head Coach Lucas Sabedra, Asst. Coach Austin Haire, Kevin McCoy, Joey Stark, Peter Girzadas, Matt Lane, Nick Harmon, Carter Nance, Soren Vagenius, Robbie Capehart, Thomas Gutierrez, David Manojlovic, Asst. Coach Tom Biel and Manager Vinnie Campaniello



### Team Roster & Statistics

| Lt.           | Dk. | Name             | Ht.    | Pos. | Grade | Matches   | Goals     | Assists    | Points |
|---------------|-----|------------------|--------|------|-------|-----------|-----------|------------|--------|
| 0             | 0   | Charlie Eaton    | 6' 01" | K    | 10    | 14        | 0         | 0          | 0      |
| 1             | 1   | Ryan O'Dell      | 5' 02" | M    | 9     | 17        | 2         | 4          | 8      |
| 2             | 2   | Kyle McEuen      | 5' 10" | D    | 11    | 19        | 0         | 2          | 2      |
| 3             | 3   | Liam Grimes      | 5' 04" | M    | 9     | 5         | 0         | 0          | 0      |
| 4             | 4   | Matt Lane        | 6' 00" | D    | 10    | 5         | 0         | 0          | 0      |
| 5             | 5   | Evan Ekblaw      | 6' 00" | D    | 12    | 7         | 2         | 1          | 5      |
| 6             | 6   | Nathan Arthur    | 5' 11" | M    | 11    | 21        | 0         | 2          | 2      |
| 7             | 7   | Robbie Capehart  | 5' 09" | M    | 11    | 20        | 3         | 3          | 9      |
| 8             | 8   | Seth Conway      | 5' 10" | F    | 11    | 20        | 18        | 8          | 44     |
| 9             | 9   | Zack Bowser      | 5' 08" | F    | 10    | 21        | 20        | 9          | 49     |
| 10            | 10  | Carter Nance     | 5' 10" | M    | 11    | 18        | 0         | 0          | 0      |
| 11            | 11  | Bailey Arthur    | 5' 08" | F    | 12    | 21        | 1         | 7          | 9      |
| 12            | 12  | Jordan Carlson   | 6' 01" | D    | 11    | 21        | 0         | 3          | 3      |
| 13            | 13  | Nick Biel        | 6' 02" | M    | 10    | 20        | 4         | 3          | 11     |
| 14            | 14  | Joey Stark       | 5' 09" | F    | 11    | 20        | 1         | 2          | 4      |
| 17            | 17  | Soren Vagenius   | 5' 10" | M    | 11    | 15        | 1         | 1          | 3      |
| 18            | 18  | Andy Gerth       | 5' 07" | D    | 11    | 15        | 0         | 0          | 0      |
| 19            | 19  | Kevin McCoy      | 5' 11" | D    | 10    | 0         | 0         | 0          | 0      |
| 20            | 20  | Jack Eaton       | 6' 01" | D    | 12    | 21        | 7         | 1          | 15     |
| 21            | 21  | Andrew VanNoort  | 6' 02" | D    | 12    | 20        | 5         | 3          | 13     |
| 22            | 22  | Nick Sierra      | 5' 10" | D    | 11    | 17        | 0         | 0          | 0      |
| 23            | 23  | Thomas Gutierrez | 5' 07" | F    | 11    | 17        | 1         | 0          | 2      |
| 24            | 24  | David Manojlovic | 5' 11" | D    | 10    | 0         | 0         | 0          | 0      |
| 32            | 32  | Nick Harmon      | 6' 03" | K    | 12    | 0         | 0         | 0          | 0      |
| 49            | 49  | Peter Girzadas   | 6' 04" | K    | 11    | 0         | 0         | 0          | 0      |
| <b>Totals</b> |     |                  |        |      |       | <b>64</b> | <b>14</b> | <b>175</b> |        |

### Goalkeepers

| Name           | Ht.    | Gr. | Mat. | Min. | GA        | GAA  | Saves     | Shutouts  |
|----------------|--------|-----|------|------|-----------|------|-----------|-----------|
| Charlie Eaton  | 6' 01" | 10  | 14   |      | 11        | .531 | 55        | 8         |
| Nick Harmon    | 6' 03" | 12  | 4    |      | 1         | .4   | 7         | 1         |
| Peter Girzadas | 6' 04" | 11  | 8    |      | 2         | .444 | 14        | 2         |
| <b>Totals</b>  |        |     |      |      | <b>14</b> |      | <b>76</b> | <b>11</b> |

### State Finals History

State Runner-Up: 2007, 2016 (2A)  
Appearances: 2007, 2016 (2A), 2018 (3A)



Lucas Sabedra  
Head Coach

### Team Facts

City/Town: Chesterton  
County: Porter  
Superintendent: Dr. Ginger Bolinger  
Principal: Brent Martinson  
Athletic Director: Garry Nallenweg  
Asst. Athletic Director: Jim Goetz  
Head Coach: Lucas Sabedra  
Assistant Coaches: Austin Haire, Tom Biel, Scott Bartlett  
Student Manager: Joey Campanello  
Colors: Maroon and Gold  
Conference: Duneland Athletic Conference  
Enrollment: 2063  
Last Year's W-L Record: 10-6-2

### Season Results (20-0-21)

|      |                      |   |     |
|------|----------------------|---|-----|
| 8/13 | at Boone Grove       | W | 2-1 |
| 8/15 | Michigan City        | W | 5-0 |
| 8/18 | at Avon              | W | 3-1 |
| 8/22 | Valparaiso           | W | 4-0 |
| 8/25 | at S.B. St. Joseph's | T | 1-1 |
| 8/27 | at Culver Academy    | W | 2-0 |
| 8/29 | Merrillville         | W | 2-0 |
| 9/1  | Munster              | W | 2-0 |
| 9/6  | at Crown Point       | W | 3-0 |
| 9/8  | Highland             | W | 3-0 |
| 9/12 | Lake Central         | W | 2-1 |
| 9/15 | at Harrison          | W | 2-1 |
| 9/17 | Hammond Morton       | T | 2-2 |
| 9/19 | at Portage           | W | 2-1 |
| 9/24 | Hobart               | W | 9-0 |
| 9/26 | at LaPorte           | W | 4-0 |

### Portage Sectional

|      |                  |   |     |
|------|------------------|---|-----|
| 10/2 | Michigan City    | W | 1-0 |
| 10/3 | Crown Point (OT) | W | 3-1 |
| 10/6 | Portage          | W | 5-0 |

### Goshen Regional

|       |            |   |     |
|-------|------------|---|-----|
| 10/13 | Penn (OT)  | W | 3-2 |
| 10/13 | Northridge | W | 4-3 |

### Kokomo Semi-State

|       |                               |   |     |
|-------|-------------------------------|---|-----|
| 10/20 | Carroll (Fort Wayne) (SO 3-1) | W | 1-0 |
|-------|-------------------------------|---|-----|

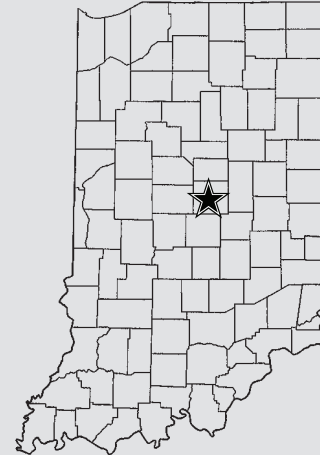


# Carmel Greyhounds

## Class 3A



Front Row (left to right): Naomi Mann, Emma Antoine, Susie Soderstrom, Elizabeth Hargis, Cassidy Eckstein, Abby Dickerson, Tamara Smith; Second Row: Coach Carla Baker, Coach Pam Tucker, Lauren Bailey, Mia Glass, Olivia Fray, Autumn Ackerman, Erin Baker, Brooke Bailey, Gracie Gilbert, Head Coach Frank Dixon, Statistician Bud Melton; Third Row: Coach Erin Modisett, Kate Donovan, Anna Springer, Jessica Greven, Elyse Reed, Bailey Inglis, Coach Julie Faas, Coach Annalise Ball; Back Row: Ashley Witucki, Morgan Parker, Riley Pennington, Emily Roper, Kelsie James, Carly Jessup, Emily Speidel, Claire Bonnici; Not Pictured: Aaliyah Thompson



### Team Roster & Statistics

| Lt.           | Dk. | Name             | Ht. | Pos. | Grade | Matches    | Goals     | Assists    | Points |
|---------------|-----|------------------|-----|------|-------|------------|-----------|------------|--------|
| 1             | 1   | Ashley Witucki   | 5-6 | MF   | 12    | 22         | 5         | 4          | 14     |
| 2             | 2   | Emily Speidel    | 5-5 | D    | 12    | 20         | 6         | 6          | 18     |
| 3             | 3   | Abby Dickerson   | 5-3 | D    | 11    | 22         | 0         | 2          | 2      |
| 4             | 4   | Kate Donovan     | 5-4 | F    | 12    | 20         | 1         | 1          | 3      |
| 5             | 5   | Kelsie James     | 5-9 | F    | 11    | 21         | 9         | 10         | 28     |
| 6             | 6   | Elyse Reed       | 5-5 | MF   | 12    | 22         | 4         | 5          | 13     |
| 7             | 7   | Elizabeth Hargis | 5-4 | D    | 12    | 21         | 2         | 5          | 9      |
| 8             | 8   | Brooke Bailey    | 5-5 | MF   | 10    | 22         | 1         | 0          | 2      |
| 9             | 9   | Cassidy Eckstein | 5-4 | MF   | 11    | 20         | 2         | 2          | 6      |
| 10            | 10  | Claire Bonnici   | 5-8 | D    | 10    | 22         | 0         | 0          | 0      |
| 11            | 11  | Naomi Mann       | 5-1 | MF   | 11    | 22         | 2         | 3          | 7      |
| 12            | 12  | Susie Soderstrom | 5-3 | MF   | 10    | 22         | 4         | 2          | 10     |
| 13            | 13  | Jessica Greven   | 5-6 | MF   | 11    | 22         | 1         | 3          | 5      |
| 14            | 14  | Carly Jessup     | 5-9 | D    | 10    | 22         | 0         | 1          | 1      |
| 15            | 15  | Riley Pennington | 5-9 | F    | 10    | 22         | 1         | 1          | 3      |
| 16            | 16  | Emma Antoine     | 5-3 | F    | 11    | 22         | 7         | 2          | 16     |
| 17            | 17  | Morgan Parker    | 5-6 | MF   | 11    | 18         | 1         | 4          | 6      |
| 18            | 18  | Bailey Inglis    | 5-6 | D    | 12    | 22         | 0         | 0          | 0      |
| 19            | 19  | Anna Springer    | 5-6 | D    | 12    | 22         | 0         | 0          | 0      |
| 20            | 20  | Olivia Fray      | 5-3 | D    | 11    | 22         | 1         | 3          | 5      |
| 21            | 21  | Aaliyah Thompson | 5-9 | MF   | 11    | 18         | 1         | 1          | 3      |
| 22            | 22  | Lucy Bair        | 5-5 | MF   | 9     | 10         | 0         | 0          | 0      |
| 23            | 23  | Tamara Smith     | 5-3 | F    | 9     | 22         | 1         | 2          | 4      |
| 26            | 26  | Emily Roper      | 5-9 | F    | 9     | 22         | 7         | 2          | 16     |
| <b>Totals</b> |     |                  |     |      |       | <b>120</b> | <b>89</b> | <b>329</b> |        |

### Goalkeepers

| Name            | Ht. | Gr. | Mat. | Min.        | GA       | GAA          | Saves     | Shutouts  |
|-----------------|-----|-----|------|-------------|----------|--------------|-----------|-----------|
| Erin Baker      | 5-7 | 10  | 22   | 1523        | 3        | 0.158        | 43        | 17        |
| Autumn Ackerman | 5-5 | 12  | 15   | 145         | 1        | 0.552        | 3         | 1         |
| Emily Roper     | 5-9 | 9   | 0    | 0           | 0        | 0.000        | 0         | 0         |
| <b>Totals</b>   |     |     |      | <b>1824</b> | <b>4</b> | <b>0.175</b> | <b>98</b> | <b>19</b> |

### State Finals History

State Champion: 1994, 1995, 1997, 2000, 2001, 2002, 2003, 2004, 2011 (2A)  
 State Runner-Up: 1996, 2014 (2A)  
 Appearances: 1994, 1995, 1996, 1997, 1998, 2000, 2001, 2002, 2003, 2004, 2011 (2A), 2014 (2A), 2018 (3A)



Frank Dixon  
Head Coach

### Team Facts

City/Town: Carmel  
 County: Hamilton  
 Superintendent: Dr. Michael Beresford  
 Principal: Dr. Thomas Harmas  
 Athletic Director: Jim Inskeep  
 Asst. Athletic Director: Bruce Wolf  
 Head Coach: Frank Dixon  
 Assistant Coaches: Julie Faas, Carla Baker, Erin Modisett, Pam Tucker, Annalise Larkin  
 Statistician: Bud Melton  
 Student Managers: Gracie Gilbert, Mia Glass, Lauren Bailey  
 Colors: Royal Blue and Gold  
 Conference: Metropolitan Interscholastic  
 Enrollment: 5280  
 Last Year's W-L Record: 15-2-2

### Season Results (19-1-2)

|      |                            |   |     |
|------|----------------------------|---|-----|
| 8/8  | at Guerin Catholic         | T | 0-0 |
| 8/20 | at Ben Davis               | W | 5-0 |
| 8/25 | Cathedral                  | W | 1-0 |
| 8/25 | Fishers                    | L | 0-1 |
| 8/29 | at Pike                    | W | 3-0 |
| 8/31 | Penn                       | W | 1-0 |
| 9/1  | Notre Dame Academy, Ohio   | W | 1-0 |
| 9/4  | Lawrence North             | W | 8-0 |
| 9/5  | Lawrence Central           | W | 2-0 |
| 9/10 | North Central              | W | 7-0 |
| 9/12 | at Warren Central          | W | 5-1 |
| 9/17 | at Noblesville             | T | 1-1 |
| 9/20 | Brebeuf Jesuit Preparatory | W | 3-1 |
| 9/22 | Zionsville                 | W | 3-0 |
| 9/24 | at Westfield               | W | 3-0 |
| 9/26 | Center Grove               | W | 1-0 |

### Guerin Catholic Sectional

|      |                            |   |     |
|------|----------------------------|---|-----|
| 10/2 | Brebeuf Jesuit Preparatory | W | 3-0 |
| 10/4 | Guerin Catholic            | W | 1-0 |
| 10/6 | Zionsville                 | W | 2-0 |

### Brebeuf Jesuit Regional

|       |                |   |     |
|-------|----------------|---|-----|
| 10/13 | Lawrence North | W | 2-0 |
| 10/13 | Avon           | W | 2-0 |

### Seymour Semi-State

|       |              |   |     |
|-------|--------------|---|-----|
| 10/20 | Center Grove | W | 3-0 |
|-------|--------------|---|-----|

# Homestead Spartans

## Class 3A



Front Row (left to right): Jaedyn Haverstock, Alexia Cantasano, Mary McArdle, Amelia White, Emma DUBY, Madison Barnhardt; Second Row: Tori Aichele, Sophia White, Ainsley Wehrly, Morgan Halliwill, Gabby Torrez, Mollie Kloster, Emily Barsantee, Madison Morris; Third Row: Head Coach Rick Link, Lauren Brown, Lauren Warren, Lauren Moellering, Taylor Archbold, Paige Archbold, Samantha Castaneda, Ashleigh Fender, Jessica Tanzler, Claire Elliot, Sarah Warren, JV Coach Chad Bedwell



### Team Roster & Statistics

| Lt.           | Dk. | Name              | Ht.  | Pos. | Grade | Matches    | Goals     | Assists    | Points |
|---------------|-----|-------------------|------|------|-------|------------|-----------|------------|--------|
| 2             | 2   | Gabby Torrez      | 5-6  | D    | 11    | 19         | 2         | 4          | 8      |
| 3             | 3   | Madison Barnhardt | 5-6  | D    | 11    | 20         | 2         | 2          | 6      |
| 4             | 4   | Jessica Tanzler   | 5-8  | F    | 12    | 18         | 9         | 6          | 24     |
| 6             | 6   | Alexia Cantasano  | 4-10 | M    | 10    | 21         | 2         | 3          | 7      |
| 7             | 7   | Mary McArdle      | 5-3  | M    | 9     | 20         | 16        | 8          | 34     |
| 8             | 8   | Ainsley Wehrly    | 5-5  | D    | 12    | 15         | 1         | 0          | 2      |
| 9             | 9   | Morgan Halliwill  | 5-5  | M    | 12    | 21         | 24        | 11         | 59     |
| 10            | 10  | Tori Aichele      | 5-4  | F    | 11    | 9          | 0         | 1          | 1      |
| 11            | 11  | Jaedyn Haverstock | 4-9  | D    | 11    | 15         | 2         | 1          | 5      |
| 12            | 12  | Ashleigh Fender   | 5-10 | D    | 11    | 14         | 1         | 4          | 6      |
| 13            | 13  | Claire Elliott    | 5-8  | D    | 9     | 11         | 0         | 0          | 0      |
| 14            | 14  | Mollie Kloster    | 5-7  | F    | 11    | 21         | 4         | 1          | 9      |
| 15            | 15  | Lauren Moellering | 5-8  | M    | 11    | 21         | 12        | 12         | 36     |
| 16            | 16  | Sarah Warren      | 5-7  | F    | 12    | 18         | 1         | 0          | 2      |
| 17            | 17  | Sophia White      | 5-5  | D    | 9     | 21         | 2         | 0          | 4      |
| 18            | 18  | Emily Barsantee   | 5-6  | F    | 10    | 18         | 5         | 2          | 12     |
| 19            | 19  | Madison Morris    | 5-7  | M    | 9     | 21         | 3         | 3          | 9      |
| 21            | 21  | Amelia White      | 5-3  | F    | 9     | 13         | 16        | 9          | 41     |
| 23            | 23  | Paige Archbold    | 5-10 | D    | 10    | 21         | 0         | 0          | 0      |
| 24            | 24  | Emma DUBY         | 5-4  | F    | 10    | 20         | 2         | 5          | 9      |
| 25            | 25  | Lauren Brown      | 5-6  | D    | 10    | 12         | 0         | 0          | 0      |
| 26            | 26  | Taylor Archbold   | 5-9  | M    | 10    | 21         | 1         | 3          | 5      |
| <b>Totals</b> |     |                   |      |      |       | <b>105</b> | <b>75</b> | <b>285</b> |        |

### Goalkeepers

| Name               | Ht. | Gr. | Mat. | Min.        | GA        | GAA         | Saves     | Shutouts  |
|--------------------|-----|-----|------|-------------|-----------|-------------|-----------|-----------|
| Samantha Castaneda | 6-0 | 12  | 19   | 1424        | 11        | 0.62        | 72        | 12        |
| <b>Totals</b>      |     |     |      | <b>1424</b> | <b>11</b> | <b>0.62</b> | <b>72</b> | <b>12</b> |

### State Finals History

State Runner-Up: 2001  
Appearances: 1996, 2001, 2003, 2018 (3A)



Rick Link  
Head Coach

### Team Facts

City/Town: Fort Wayne  
County: Allen  
Superintendent: Dr. Phillip Downs  
Principal: Dr. Park Ginder  
Athletic Director: Joe Updegrave, CAA  
Asst. Athletic Director: Chris Johnson  
Head Coach: Rick Link  
Assistant Coaches: Chad Bedwell, Victoria Lawhead, Ally Link  
Colors: Royal Blue and Gold  
Conference: Independent  
Enrollment: 2427  
Last Year's W-L Record: 6-8-4

### Season Results (18-31)

|      |                   |   |     |
|------|-------------------|---|-----|
| 8/14 | East Noble        | W | 9-0 |
| 8/17 | Mishawaka Marian  | W | 3-0 |
| 8/18 | Illiana Christian | W | 9-0 |
| 8/18 | McCutcheon        | W | 4-1 |
| 8/27 | Bishop Luers      | W | 9-0 |
| 8/30 | Warsaw            | W | 2-0 |
| 9/1  | Northridge        | W | 1-0 |
| 9/6  | Concordia         | L | 0-1 |
| 9/13 | at Snider         | L | 0-1 |
| 9/17 | at Carroll        | L | 2-3 |
| 9/19 | at Canterbury     | W | 8-0 |
| 9/20 | Huntington North  | W | 2-0 |
| 9/22 | at Concord        | W | 5-0 |
| 9/22 | at Goshen         | W | 6-1 |
| 9/24 | Northrop          | W | 6-0 |
| 9/27 | Dwenger           | W | 4-0 |

### Warsaw Sectional

|      |             |   |     |
|------|-------------|---|-----|
| 10/4 | Wayne       | W | 7-1 |
| 10/6 | Warsaw (OT) | W | 1-0 |

### Logansport Regional

|       |              |   |     |
|-------|--------------|---|-----|
| 10/13 | Carroll      | W | 5-4 |
| 10/13 | Fishers (SO) | W | 2-1 |

### SB Saint Joseph Semi-State

|       |            |   |     |
|-------|------------|---|-----|
| 10/20 | Valparaiso | W | 2-1 |
|-------|------------|---|-----|