

IHSAA News Release



Indiana High School Athletic Association, Inc.

9150 N. Meridian Street, PO Box 40650, Indianapolis, Indiana 46240-0650
317-846-6601 • Fax: 317-575-4244 • IHSAA.org • IHSAAtv.org • @IHSAA1

TICKETS

\$15.00 per day. All seats general admission. Children age 5 and younger are admitted at no charge. Single day tickets may be purchased at participating schools. Contact schools for ticket distribution hours. *Purchase tickets in advance through a participating school and \$1.00 for every ticket sold will be reimbursed to that school.* Single day tickets may also be purchased from the [IHSAA e-Commerce Store](#) or on game day at the Lucas Oil Stadium Ticket Office located on the southeast side of the venue at street level nearest Capitol Avenue.

GATES OPEN

Gates open beginning at 11 am ET each day (one hour prior to kickoff).

TELEVISION & WEBSTREAM

The Class A, 2A, 3A, 4A games will air live on Fox Sports Indiana while Friday's 5A and Saturday's 6A game broadcast will air on Fox Sports Indiana Plus, an alternate channel, due to overlap with the Indiana Pacers broadcast those evenings. Check IHSAA.org this week for a list of specific channels by television provider. Each game also will be streamed at IHSAAtv.org.



FRIDAY BROADCAST ASSIGNMENTS

Class A

- Play-by-Play Matt Taylor
- Color Analyst Jan Boser
- Sideline Reporter Jeremiah Johnson

Class 3A

- Play-by-Play Mark Jaynes
- Color Analyst Lance Scheib
- Sideline Reporter Will Haskett

Class 5A

- Play-by-Play Greg Rakestraw
- Color Analyst Dick Dullaghan
- Sideline Reporter Will Haskett

SATURDAY BROADCAST ASSIGNMENTS

Class 2A

- Play-by-Play Mark Jaynes
- Color Analyst Jan Boser
- Sideline Reporter Jeremiah Johnson

Class 4A

- Play-by-Play Greg Rakestraw
- Color Analyst Dick Dullaghan
- Sideline Reporter Will Haskett

Class 6A

- Play-by-Play Mark Jaynes
- Color Analyst Lance Scheib
- Sideline Reporter Will Haskett

THE 45TH ANNUAL IHSAA FOOTBALL STATE FINALS



presented by the Indianapolis Colts

November 24-25, 2017

Lucas Oil Stadium, Indianapolis, Ind.

CLASS A

PIONEER (14-0) vs. EASTERN GREENE (11-3)

FRIDAY, NOV. 24, 2017 • 12 PM ET • LUCAS OIL STADIUM • FOX SPORTS INDIANA



PIONEER PANTHERS
Head Coach: Adam Berry
Record at Pioneer: 28-1 (2nd Year)
Overall: 28-1 (2nd Year)

EASTERN GREENE THUNDERBIRDS
Head Coach: Joey Paridaen
Record at Eastern Greene: 34-14 (4th Year)
Overall: 36-32 (6th Year)



CLASS 3A

BREBEUF JESUIT (10-4) vs. EVANSVILLE MEMORIAL (13-1)

FRIDAY, NOV. 24, 2017 • 3:30 PM ET • LUCAS OIL STADIUM • FOX SPORTS INDIANA



BREBEUF JESUIT BRAVES
Head Coach: Mic Roessler
Record at Brebeuf: 37-23 (5th Year)
Overall: 37-23 (5th Year)

REITZ MEMORIAL TIGERS
Head Coach: John Hurley
Record at Memorial: 72-53 (10th Year)
Overall: 72-53 (10th Year)



CLASS 5A

KOKOMO (9-4) vs. COLUMBUS EAST (13-1)

FRIDAY, NOV. 24, 2017 • 7 PM ET • LUCAS OIL STADIUM • FOX SPORTS INDIANA PLUS



KOKOMO WILDKATS
Head Coach: Brett Colby
Record at Kokomo: 90-30 (11th Year)
Overall: 205-97 (28th Year)

COLUMBUS EAST OLYMPIANS
Head Coach: Bob Gaddis
Record at East: 184-34 (17th Year)
Overall: 303-134 (39th Year)



CLASS 2A

WOODLAN (12-2) vs. SOUTHRIDGE (12-2)

SATURDAY, NOV. 25, 2017 • 12 PM ET • LUCAS OIL STADIUM • FOX SPORTS INDIANA



WOODLAN WARRIORS
Head Coach: Sherwood Haydock
Record at Woodlan: 55-28 (7th Year)
Overall: 188-147 (30th Year)

SOUTHRIDGE RAIDERS
Head Coach: Scott Buening
Record at Southridge: 47-15 (5th Year)
Overall: 59-43 (9th Year)



CLASS 4A

LOWELL (14-0) vs. EAST CENTRAL (11-3)

SATURDAY, NOV. 25, 2017 • 3:30 PM ET • LUCAS OIL STADIUM • FOX SPORTS INDIANA



LOWELL RED DEVILS
Head Coach: Keith Kilmer
Record at Lowell: 65-29 (8th Year)
Overall: 65-29 (8th Year)

EAST CENTRAL TROJANS
Head Coach: Justin Roden
Record at East Central: 46-20 (5th Year)
Overall: 46-20 (5th Year)



CLASS 6A

PENN (12-1) vs. BEN DAVIS (13-0)

SATURDAY, NOV. 25, 2017 • 7 PM ET • LUCAS OIL STADIUM • FOX SPORTS INDIANA PLUS



PENN KINGSMEN
Head Coach: Cory Yeoman
Record at Penn: 166-31 (15th Year)
Overall: 166-31 (15th Year)

BEN DAVIS GIANTS
Head Coach: Mike Kirschner
Record at Ben Davis: 94-36 (11th Year)
Overall: 108-62 (15th Year)



IHSAA CHAMPIONS RADIO NETWORK



The radio network affiliates listed below will carry one or more of the six state championship games. Check IHSAA.org this week for further details.

FRIDAY BROADCAST ASSIGNMENTS

Class A

- Play-by-Play Greg Rakestraw
- Color Analyst Joe Reitz
- Sideline Reporter Mark Foerster

Class 3A

- Play-by-Play Matt Taylor
- Color Analyst Jan Boser
- Sideline Reporter Matt Hicks

Class 5A

- Play-by-Play Scott McCauley
- Color Analyst Lance Scheib
- Sideline Reporter Matt Hicks

SATURDAY BROADCAST ASSIGNMENTS

Class 2A

- Play-by-Play Pat Boylan
- Color Analyst Lance Scheib
- Sideline Reporter Mark Foerster

Class 4A

- Play-by-Play Scott McCauley
- Color Analyst Jan Boser
- Sideline Reporter Tony Donohue

Class 6A

- Play-by-Play Greg Rakestraw
- Color Analyst Dick Dullaghan
- Sideline Reporter Tony Donohue

| License City, State | Call Letters | Frequency |
|---------------------|--------------|-----------|
| Anderson | WHBU | 1240 AM |
| Attica | WFWR | 91.5 FM |
| Austin | WXKU | 92.7 FM |
| Batesville | WRBI | 103.9 FM |
| Baugh City | WYIR | 96.9 FM |
| Bedford | WQRK | 105.5 FM |
| Bedford | WPHZ | 102.5 FM |
| Bedford | WBIW | 1340 AM |
| Boonville | WBNL | 1540 AM |
| Boonville | WBNL | 99.9 FM |
| Culver | WYMR | 98.3 FM |
| Evansville | WGBF | 1280 AM |
| Evansville | WREF | 97.7 FM |
| Hammond | WJOB | 1230 AM |
| Hammond | WJOB | 104.7 FM |
| Hardinsburg | WKLO | 96.9 FM |
| Indianapolis | WFNI | 1070 AM |
| Indianapolis | WFNI | 107.5 FM |
| Jasper | WITZ | 104.7 FM |
| Jasper | WQKZ | 98.5 FM |
| Jeffersonville | WXVW | 1450 AM |
| Knox | WKVI | 99.3 FM |
| Michigan City | WEFM | 95.9 FM |
| Muncie | WXFN | 1340 AM |
| Muncie | WXFN | 102.9 FM |
| New Castle | WLTI | 1550 AM |
| Oxford | WIBN | 98.1 FM |
| Paoli | WUME | 95.3 FM |
| Plymouth | WTCA | 106.1 FM |
| Plymouth | WTCA | 1050 AM |
| Rensselaer | WLQI | 97.7 FM |
| Rensselaer | WRIN | 104.5 FM |
| Richmond | WKBV | 1490 AM |
| Salem | WSLM | 1220 AM |
| Salem | WSLM | 97.9 FM |
| Shelbyville | WSVX | 96.5 FM |
| Shelbyville | WSVX | 1520 AM |
| Sullivan | WNDI | 95.3 FM |
| Warsaw | WRSW | 107.3 FM |
| Warsaw | WRSW | 1480 AM |
| Winchester | WZZY | 98.3 FM |

ASSOCIATED PRESS

FINAL REGULAR SEASON POLL

Class 6A

1. Ben Davis (22) 9-0 440
2. Fort Wayne Snider 9-0 394
3. Warren Central 6-3 302
4. Penn 8-1 232
5. Valparaiso 8-1 196
6. Lafayette Jefferson 9-0 194
7. Avon 7-2 176
8. Lawrence Central 6-3 120
9. Homestead 8-1 116
10. Carmel 5-4 102

Others: Center Grove 44, Franklin Central 44, Pike 26, Columbus North 22, Brownsburg 12.

Class 5A

1. New Palestine (18) 9-0 426
2. Columbus East 8-1 380
3. Decatur Central (1) 8-1 352
4. Roncalli 8-1 296
5. Indianapolis Cathedral (3) 4-5 256
6. Concord 8-1 216
7. Floyd Central 7-2 152
8. LaPorte 6-3 116
9. McCutcheon 6-3 114
10. Michigan City 6-3 74

Others: Harrison (West Lafayette) 22, Castle 12, Bedford North Lawrence 4.

Class 4A

1. Lowell (18) 9-0 430
2. Evansville Reitz (1) 8-1 360
3. Evansville Central (2) 8-1 350
4. Northridge (1) 9-0 334
5. Angola 9-0 228
6. New Prairie 8-1 180
7. New Haven 8-1 158
8. Fort Wayne Bishop Dwenger 6-3 118
9. East Central 6-3 88
10. Griffith 8-1 72

Others: East Noble 24, Culver Academies 16, Marion 16, NorthWood 16, Jasper 8, Lebanon 8, Leo 8, Greenwood 6.

Class 3A

1. Gibson Southern (17) 9-0 420
2. West Lafayette (3) 8-1 386
3. Danville (2) 9-0 352
4. Evansville Memorial 8-1 286
5. Lawrenceburg 8-1 234
6. North Harrison 9-0 192
7. Indianapolis Bishop Chatard 4-5 158
8. Indianapolis Cardinal Ritter 7-2 146
9. Brownstown Central 8-1 86
10. Vincennes Lincoln 8-1 80

Others: Fort Wayne Concordia Lutheran 28, Brebeuf Jesuit 24, Guerin Catholic 12, Fort Wayne Bishop Luers 8, Knox 8.

Class 2A

1. Eastbrook (21) 9-0 428
2. Indianapolis Sccecina (1) 8-1 394
3. Tipton 8-1 276
4. Milan 8-1 218
5. Southridge 7-2 212
6. Woodlan 7-2 210
7. Evansville Mater Dei 5-4 202
8. Rensselaer Central 7-2 150
9. Shenandoah 7-2 138
10. Western Boone 6-3 98

Others: Linton-Stockton 32, Paoli 30, Cass 8, North Posey 8, Triton Central 8, Centerville 6, Whiting 2.

Class A

1. Pioneer (22) 9-0 440
2. Eastern Greene 9-0 336
3. Indianapolis Lutheran 7-2 308
4. Fountain Central 8-1 266
5. Monroe Central 8-1 254
6. Carroll (Flora) 8-1 200
7. Churubusco 8-1 186
8. Sheridan 7-2 162
9. Adams Central 7-2 80
10. North Central (Farmersburg) 8-1 78

Others: Hagerstown 56, Southwood 28, Tri-County 8, Northfield 6, Attica 4, Eastside 4, Covington 2, South Adams 2.

INDIANA FOOTBALL COACHES ASSOC.

FINAL REGULAR SEASON POLL

Class 6A

1. Ben Davis (10) 9-0 100
2. Fort Wayne Snider 9-0 89
3. Warren Central 6-3 76
- T4. Penn 8-1 54
- T4. Valparaiso 8-1 54
6. Avon 7-2 51
7. Lawrence Central 6-3 34
8. Brownsburg 7-2 28
9. Homestead 8-1 20
10. Carmel 5-4 16

Others: Lafayette Jefferson 12, Columbus North 7, Center Grove 4, Franklin Central 3, Fishers 2.

Class 5A

1. Indianapolis Cathedral (8) 4-5 86
2. New Palestine (1) 9-0 85
- T3. Columbus East 8-1 77
- T3. Roncalli 8-1 77
5. Decatur Central 8-1 65
6. LaPorte 6-3 43
- T7. Concord 8-1 31
- T7. Michigan City 6-3 31
9. McCutcheon 6-3 21
10. Harrison (West Lafayette) 6-3 9

Others: Floyd Central 4, Zionsville 4, Bloomington South 1, Kokomo 1, Plainfield 1.

Class 4A

1. Lowell (7) 9-0 95
2. Northridge (2) 9-0 85
3. Evansville Central (1) 8-1 65
4. Evansville Reitz 8-1 62
5. Angola 9-0 57
6. New Prairie 8-1 48
7. New Haven 8-1 32
8. Fort Wayne Bishop Dwenger 6-3 26
9. Culver Academies 8-1 20
10. East Central 6-3 19

Others: Greenwood Community 14, Griffith 11, Jasper 4, East Noble 2, Lebanon 2, Mishawaka 1, NorthWood 1, South Bend Riley 1.

Class 3A

1. West Lafayette (5) 8-1 95
2. Gibson Southern (5) 9-0 94
3. Evansville Memorial 8-1 70
4. Danville 9-0 69
5. Lawrenceburg 8-1 52
6. Indianapolis Bishop Chatard 4-5 44
7. Indianapolis Cardinal Ritter 7-2 32
8. Brebeuf Jesuit 5-4 26
9. North Harrison 9-0 25
10. Fort Wayne Concordia Lutheran 5-4 17

Others: Vincennes Lincoln 11, Brownstown Central 9, Andean 5, Fort Wayne Bishop Luers 5, Mishawaka Marian 1, Sullivan 1.

Class 2A

1. Eastbrook (8) 9-0 98
2. Indianapolis Sccecina (2) 8-1 91
3. Rensselaer Central 7-2 57
4. Evansville Mater Dei 5-4 51
- T5. Southridge 7-2 50
- T5. Woodlan 7-2 50
7. Tipton 8-1 49
8. Milan 8-1 30
9. Shenandoah 7-2 26
10. Western Boone 6-3 24

Others: Paoli 6, Triton Central 5, Heritage Hills 3, Linton-Stockton 3, Mitchell 2, North Posey 2, Cass 1, Centerville 1, Whiting 1.

Class A

1. Pioneer (10) 9-0 100
2. Indianapolis Lutheran 7-2 76
3. Churubusco 8-1 62
4. Monroe Central 8-1 60
5. Eastern Greene 9-0 55
6. Sheridan 7-2 54
7. Carroll (Flora) 8-1 46
8. Adams Central 7-2 40
9. North Central (Farmersburg) 8-1 14
10. Fountain Central 8-1 13

Others: Hagerstown 12, Southwood 11, Attica 10, Knightstown 10, Eastside 4, Tri-County 3, Lafayette Central Catholic 2, North Miami 2, Covenant Christian (Indianapolis) 1.

MARK MAXWELL OF CRAWFORDSVILLE TO BE HONORED AS OUTSTANDING OFFICIAL

Mark Maxwell of Crawfordsville is the recipient of the 2017 Interscholastic Athletic Officials Association Award for excellence in the sport of football. Maxwell will be honored in a special ceremony at this weekend's state finals.

Each year, the Indiana High School Athletic Association, in cooperation with the National Federation of Interscholastic Officials Association, recognizes and honors an outstanding official in each of the 11 sports during the school year.



During his career in football, Mark has officiated 15 sectionals, nine regionals, four semi-states, and two state finals.

Maxwell was selected for this honor by a committee representing the officials' associations. In Indiana there are 24 associations made up of men and women who assist in providing wholesome, worthwhile, and healthy activities for the student athletes in our state. Statewide, there are more than 8,000 officials licensed by the IHSAA in 11 sports.

A licensed football referee for 16 years, Maxwell is a member of the Western Officials Association, for whom he has served as Association's President, Vice President, and Executive Secretary. In addition to officiating DII and DIII games, he has four years of experience in the Replay Booth for the Big Ten Conference. Mark has also officiated the baseball and softball state finals. He was named the Official of the Year in Baseball in 2016, and is a mentor to younger officials throughout the state.

Mark Maxwell is a 1969 graduate of Darlington High School, and studied History and Physical Education at Indiana State University.

NEWS MEDIA INFORMATION

MEDIA CREDENTIALS: For news media outlets intending to cover the football state finals, please apply for credentials (with name of individual(s) applying) through IHSAA Sports Information Director Jason Wille at jwille@ihsaa.org. Requests MUST originate from a recognized business account; e-mails from personal accounts (ie: yahoo.com, gmail.com, etc.) will not be accepted. **The deadline for requests is 4 pm ET / 3 pm CT on Wednesday, Nov. 22.** Credentials will not be granted after that time. Please note that the football state finals require a specific credential. Any passes issued previously will not allow admission to this event. Approved requests will be available at media will-call located inside the northwest entrance to Lucas Oil Stadium nearest the corner of Missouri and South streets on game day. Credentials will not be mailed.

NO CHILDREN, PLEASE: With the exception of high school students representing their school's newspaper, yearbook, radio or television station, and who have a team participating, no young people or children will be issued media credentials or be allowed in the working media area.

MEDIA PARKING: There is no designated parking area for media for this event though there are numerous parking options within short walking distance of the stadium. For a map, visit www.lucasoilstadium.com.

MEDIA WILL-CALL/ENTRANCE: Approved credential requests will be available for pickup at media will-call at Lucas Oil Stadium on either game day. Media will-call will be located inside the northwest entrance to the stadium nearest the corner of Missouri and South streets. Credentials may be claimed both days beginning at 9:30 am ET. Please have identification available and be prepared to have bags and equipment checked by security officials. From that location, you may take the adjacent elevators to the press box or field level.

SEAT ASSIGNMENTS: Except where permanent lines have been installed for those that have ordered them, an open seating policy will be used in the press box. Specific booth/seating assignments for television, radio and internet broadcasters will be posted in the press box.

WIRELESS INTERNET: Wireless internet access is available in the Lucas Oil Stadium press box through the facility service provider Smart City for a fee of \$12.95 per 24 hours and payable by credit card.

BROADCAST PHONE LINES: Those requiring phone line installation in the press box should order online directly through Lucas Oil Stadium here: https://sp.icclos.com/coe/coe_p1_all.aspx?oc=10&cc=EXHIBITOR. Select the IHSAA State Finals link and follow instructions (for location, please indicate PressBox). Once completed, you will also need to request media credentials using the procedure listed above.

HIGH-SPEED BROADBAND: For media seeking a higher-speed connection or alternative services at Lucas Oil Stadium, please make arrangements in advance by ordering online directly through Lucas Oil Stadium here: <https://orders.smartcitynetworks.com/Ordering.aspx>.

TEAM BENCH AREA: All credentialed media will have access to the field level. However, we solicit cooperation in keeping the sidelines as clean as possible during the games. The defined team bench area between the 30-yard lines is a restricted area for the teams only. Your cooperation is appreciated. During the games, all media personnel must observe the field markings and work behind the **white-painted** area that is approximately two yards wide around the perimeter of the field on the sides and in the end zones. Photographers may work from the end zone to the 30-yard-line at each end of the field from either sideline.

LIVE TELEVISION CUT-INS: Showing live game action is prohibited. Stand-up reports for newscasts are permitted from inside the stadium provided that no live action is shown.

POST-GAME GUIDELINES: Due to contractual obligations, the IHSAA network personnel will have priority in conducting interviews with coaches and players on the field immediately following each game. If time permits before the awards ceremony, additional interviews may be conducted with the assistance of IHSAA media stewards. No formal press conference is scheduled and all interviews will be conducted off the field following the awards ceremony and team photograph session. We solicit your continued cooperation with this policy. The post-game ceremonies order will be as follows:

- Mental Attitude Award presentation
- Runner-Up medals and trophy presentation
- Championship medals and trophy presentation
- Team Photographs by ChampionsIllustrated.com

HOSPITALITY: The IHSAA will provide a hospitality area with food and drinks on Friday and Saturday in the press box for all credentialed media personnel.

GAME DAY WEBSITE / TWITTER UPDATES: Scores will be updated throughout the game at IHSAA.org. Final box scores, play-by-play and recaps will be posted at the conclusion of each championship game. Also follow us on Twitter: [@IHSAA1](https://twitter.com/IHSAA1).



2017-18 IHSAA STATE CHAMPIONSHIPS

FALL SPORTS

| | |
|-------------|--|
| Sept. 29-30 | GIRLS GOLF <i>Prairie View Golf Club, Carmel</i> Team: Zionsville Individual: Kayla Benge, Plainfield |
| Oct. 13-14 | BOYS TEAM TENNIS <i>North Central HS, Indianapolis</i> Team: Carmel |
| Oct. 20-21 | BOYS SINGLES & DOUBLES <i>Park Tudor HS, Indianapolis</i> Singles: Patrick Fletchall, Carmel Doubles: Will Emhardt & Drew Weigel, Park Tudor |
| Oct. 27-28 | BOYS & GIRLS SOCCER <i>Sellick Bowl, Butler University, Indianapolis</i> <i>Carroll Stadium, IUPUI, Indianapolis</i> Class A Girls: Evansville Mater Dei Class A Boys: Fort Wayne Canterbury Class 2A Girls: Evansville Memorial Class 2A Boys: Evansville Memorial Class 3A Girls: Penn Class 3A Boys: Harrison (West Lafayette) |
| Oct. 28 | BOYS & GIRLS CROSS COUNTRY <i>LaVern Gibson Course, Terre Haute</i> Girls Team: Zionsville Girls Indiv: Emma Wilson, Greencastle Boys Team: Carmel Boys Indiv: Gabe Fendel, Hamilton SE |
| Nov. 4 | VOLLEYBALL <i>@ Worthen Arena, Ball State Univ, Muncie</i> Class A: Lafayette Central Catholic Class 2A: Andreadn Class 3A: New Castle Class 4A: Avon |
| Nov. 24-25 | FOOTBALL <i>Lucas Oil Stadium, Indianapolis</i> |

WINTER SPORTS

| | |
|------------|---|
| Feb. 9-10 | GIRLS SWIMMING & DIVING <i>IU Natatorium, IUPUI, Indianapolis</i> |
| Feb. 16-17 | WRESTLING <i>Bankers Life Fieldhouse, Indianapolis</i> |
| Feb. 23-24 | BOYS SWIMMING & DIVING <i>IU Natatorium, IUPUI, Indianapolis</i> |
| Feb. 24 | GIRLS BASKETBALL <i>Bankers Life Fieldhouse, Indianapolis</i> |
| March 10 | GYMNASTICS <i>Worthen Arena, Ball State University, Muncie</i> |
| March 24 | BOYS BASKETBALL <i>Bankers Life Fieldhouse, Indianapolis</i> |

SPRING SPORTS

| | |
|------------|---|
| June 1 | GIRLS TRACK & FIELD <i>Robert C. Haugh Track & Field Complex, Indiana University, Bloomington</i> |
| June 2 | UNIFIED TRACK & FIELD <i>Robert C. Haugh Track & Field Complex, Indiana University, Bloomington</i> |
| June 2 | BOYS TRACK & FIELD <i>Robert C. Haugh Track & Field Complex, Indiana University, Bloomington</i> |
| June 1-2 | GIRLS TEAM TENNIS <i>North Central HS, Indianapolis</i> |
| June 8-9 | GIRLS SINGLES & DOUBLES <i>Park Tudor HS, Indianapolis</i> |
| June 9 | SOFTBALL <i>Bittinger Stadium, Purdue University, West Lafayette</i> |
| June 12-13 | BOYS GOLF <i>Prairie View Golf Club, Carmel</i> |
| June 15-16 | BASEBALL <i>Victory Field, Indianapolis</i> |



A record crowd of 40,680 attended the Class 3A, 4A and 5A state championship games in 2008, the first year the state finals were played at Lucas Oil Stadium.

STATE CHAMPIONSHIP NOTABLES

STATE CHAMPIONSHIPS

| No. | School |
|-----|------------------------------|
| 13 | Indianapolis Bishop Chatard |
| 12 | Indianapolis Cathedral |
| 11 | Fort Wayne Bishop Luers |
| 9 | Roncalli |
| 9 | Sheridan |
| 8 | Ben Davis |
| 8 | Carmel |
| 8 | Warren Central |
| 7 | Lafayette Central Catholic |
| 5 | Indianapolis Cardinal Ritter |
| 5 | Penn |
| 4 | Fort Wayne Bishop Dwenger |
| 4 | Franklin Central |
| 4 | Hobart |
| 4 | Jimtown |
| 4 | Tri-West Hendricks |
| 3 | Mishawaka Marian |
| 2 | Andrean |
| 2 | Blackford |
| 2 | Bloomington South |
| 2 | Bremen |
| 2 | Brownsburg |
| 2 | Castle |
| 2 | Center Grove |
| 2 | Columbus East |
| 2 | Evansville Reitz |
| 2 | Fort Wayne Snider |
| 2 | Goshen |
| 2 | Indianapolis Sccecina |
| 2 | Lawrenceburg |
| 2 | North Montgomery |
| 2 | West Lafayette |
| 2 | Zionsville |

RUNNERS-UP

| No. | School |
|-----|------------------------------|
| 7 | Hobart |
| 6 | Carmel |
| 6 | Fort Wayne Bishop Dwenger |
| 6 | Indianapolis Cardinal Ritter |
| 6 | NorthWood |
| 6 | Penn |
| 5 | Fort Wayne Snider |
| 4 | Andrean |
| 4 | Evansville Mater Dei |
| 4 | Fort Wayne Bishop Luers |
| 4 | Jasper |
| 3 | Concord |
| 3 | Fountain Central |
| 3 | Franklin Central |
| 3 | Hamilton Southeastern |
| 3 | Indianapolis Cathedral |
| 3 | Lawrenceburg |
| 3 | North Judson |
| 3 | Roncalli |
| 3 | South Bend St. Joseph's |
| 3 | Southridge |
| 3 | Tipton |

STATE FINALS APPEARANCES

| No. | School |
|-----|------------------------------|
| 15 | Fort Wayne Bishop Luers |
| 15 | Indianapolis Cathedral |
| 14 | Carmel |
| 14 | Indianapolis Bishop Chatard |
| 12 | Penn |
| 12 | Roncalli |
| 11 | Ben Davis |
| 11 | Hobart |
| 11 | Indianapolis Cardinal Ritter |
| 11 | Sheridan |
| 10 | Fort Wayne Bishop Dwenger |
| 8 | Warren Central |
| 7 | Fort Wayne Snider |
| 7 | Franklin Central |
| 7 | Lafayette Central Catholic |
| 7 | NorthWood |
| 6 | Andrean |
| 6 | Jimtown |
| 6 | Tri-West Hendricks |
| 5 | Evansville Mater Dei |
| 5 | Jasper |
| 5 | Lawrenceburg |
| 4 | Bremen |
| 4 | Center Grove |
| 4 | Columbus East |
| 4 | East Central |
| 4 | Fountain Central |
| 4 | Goshen |
| 4 | Hamilton Southeastern |
| 4 | Indianapolis Sccecina |
| 4 | Lowell |
| 4 | Pioneer |
| 4 | South Bend St. Joseph's |
| 4 | Southridge |
| 4 | West Lafayette |

STATE CHAMPIONSHIP BY A COACH

| No. | Coach |
|-----|---------------------|
| 10 | Streiff, Rick |
| 9 | Lindsay, Matt |
| 9 | Wright, Larry "Bud" |
| 8 | Dullaghan, Dick |
| 7 | Lorenzano, Vince |
| 7 | Scifres, Bruce |
| 5 | Geesman, Chris |
| 5 | O'Shea, Kevin |
| 4 | Belden, Jim |
| 4 | Howell, Don |
| 4 | Sharpe, Bill |
| 4 | Stephens, Chuck |
| 4 | Wright, Kevin |

CONSECUTIVE STATE TOURNAMENT WINS

| | |
|----|--------------------------------------|
| 32 | Indianapolis Cathedral, 2010-2015 |
| 26 | Fort Wayne Bishop Luers, 2009-13 |
| 26 | Warren Central, 2003-07 |
| 25 | Lafayette Central Catholic, 2009-13 |
| 23 | Roncalli, 2002-05 |
| 23 | Sheridan, 2005-08 |
| 22 | Indianapolis Bishop Chatard, 2001-04 |
| 22 | Penn, 1995-98 |
| 21 | Indianapolis Bishop Chatard, 2010-13 |

CURRENT STATE FINALISTS

Defending State Champions in the Field (0)
None

2016 State Runners-Up in the Field (2)
Pioneer (A)
Columbus East (5A)

Returning State Finalists (2)
Pioneer (A)
Columbus East (5A)

Playing for First State Championship (6)
Brebeuf Jesuit (3A)
Eastern Greene (A)
Evansville Memorial (3A)
Kokomo (5A)
Southridge (2A)
Woodlan (2A)

First Time Participants (2)
Eastern Greene (A)
Kokomo (5A)

Consecutive State Finals Appearances
2: Pioneer (A), Columbus East (5A)

Consecutive Victories
14: Lowell
14: Pioneer
13: Ben Davis
12: Columbus East
12: Penn
8: Brebeuf Jesuit
7: Eastern Greene
7: Evansville Memorial
5: East Central
5: Kokomo
5: Southridge
5: Woodlan



*The IHSAA State Football
Tournament is proudly
presented by the
Indianapolis Colts.*

STATE LEADERS

Information courtesy of John Harrell's Indiana High School Football website

WINNINGEST ACTIVE COACHES

| Coach | Current School | Year | Won | Lost | Pct. |
|-------------------------|------------------------------|-----------|------------|------------|-------------|
| Larry Wright | Sheridan | 53 | 410 | 192 | .681 |
| Russ Radtke | New Prairie | 41 | 350 | 134 | .723 |
| Mike Gillin | Mooreville | 39 | 308 | 126 | .710 |
| Bob Gaddis | Columbus East | 39 | 303 | 134 | .693 |
| Mo Moriarity | Bloomington South | 32 | 291 | 90 | .764 |
| John Hart | Brownsburg | 33 | 284 | 87 | .765 |
| Jeff Adamson | Eastbrook | 29 | 255 | 84 | .752 |
| Rick Wimmer | Fishers | 35 | 252 | 134 | .653 |
| Reed May | Brownstown Central | 25 | 248 | 50 | .832 |
| Rick Streiff | Indianapolis Cathedral | 28 | 242 | 109 | .689 |
| Scott Mannering | Twin Lakes | 32 | 232 | 123 | .654 |
| Leroy Marsh | Munster | 39 | 228 | 166 | .579 |
| Eric Moore | Center Grove | 23 | 227 | 67 | .772 |
| George Gilbert | Tri-Central | 37 | 222 | 176 | .558 |
| Mike Johnson | Logansport | 27 | 221 | 91 | .708 |
| Kevin O'Shea | North Central (Indianapolis) | 25 | 217 | 80 | .731 |
| Mark Bless | Avon | 28 | 215 | 96 | .691 |
| Mike Goebel | Evansville Mater Dei | 21 | 211 | 62 | .773 |
| Brett Colby | Kokomo | 28 | 205 | 97 | .679 |
| Scot Shaw | Elkhart Memorial | 29 | 204 | 93 | .687 |
| Bart Curtis | Mishawaka | 27 | 201 | 102 | .663 |
| John Hendryx | Knox | 25 | 199 | 87 | .696 |
| Kirk Kennedy | Franklin County | 27 | 192 | 122 | .611 |
| Sherwood Haydock | Woodlan | 30 | 188 | 147 | .561 |
| Jeff Cain | Whiting | 24 | 182 | 82 | .689 |
| Ott Hurrle | Indianapolis Sccecina | 28 | 182 | 138 | .569 |
| Larry McWhorter | Covenant Christian | 22 | 171 | 69 | .713 |
| Herb King | Seeger | 27 | 168 | 126 | .571 |
| Tim Able | Triton Central | 25 | 167 | 117 | .588 |
| Cory Yeoman | Penn | 15 | 166 | 31 | .843 |
| Reggie Glon | Mishawaka Marian | 24 | 165 | 103 | .616 |
| Chris Meeks | Rensselaer Central | 19 | 153 | 77 | .665 |
| Darrin Fisher | Whiteland | 27 | 150 | 130 | .536 |
| Chris Svarczkopf | Fort Wayne Dwenger | 15 | 149 | 49 | .753 |
| Steve Weber | Bedford North Lawrence | 18 | 148 | 60 | .712 |
| Dave Pasch | Indianapolis Lutheran | 21 | 141 | 103 | .578 |
| Tony Ahrens | Jasper | 15 | 138 | 39 | .780 |
| Tim Bless | Columbus North | 20 | 134 | 90 | .598 |
| Craig Barr | Winamac | 21 | 134 | 102 | .568 |
| Phil Jensen | Warsaw | 22 | 133 | 97 | .578 |
| John Hochstetler | Monroe Central | 21 | 133 | 107 | .554 |
| Phil Mason | Michigan City | 17 | 129 | 69 | .652 |
| Steve Cooley | New Albany | 23 | 127 | 120 | .514 |
| Ty Hunt | Indianapolis Ritter | 12 | 126 | 33 | .792 |
| Patrick Parks | Shelbyville | 23 | 126 | 120 | .512 |
| Chris DePew | Garrett | 17 | 123 | 64 | .658 |
| Bud Ozmun | Oak Hill | 19 | 122 | 82 | .598 |
| Scott Helms | North Daviess | 23 | 120 | 125 | .490 |
| Andy Dorrel | Culver Academy | 20 | 119 | 100 | .543 |
| Chad Zolman | Homestead | 14 | 118 | 37 | .761 |
| Jim O'Hara | Eastern Hancock | 16 | 118 | 63 | .652 |
| Andy Thomas | Angola | 18 | 116 | 84 | .580 |
| Jim Rowland | New Haven | 17 | 114 | 80 | .588 |
| Brian Glesing | Floyd Central | 17 | 110 | 81 | .576 |
| Tom Dilley | Guerin Catholic | 18 | 110 | 91 | .547 |
| John Barron | Plymouth | 14 | 109 | 47 | .699 |
| Bob Prescott | Peru | 23 | 109 | 133 | .450 |
| Mike Kirschner | Ben Davis | 15 | 108 | 62 | .635 |
| Mike Roeder | Northeastern | 21 | 108 | 117 | .480 |
| Steve Stirn | North Decatur | 15 | 106 | 63 | .627 |
| Jared Sauder | Leo | 12 | 101 | 33 | .754 |
| Kevin Mills | Crawford County | 18 | 101 | 89 | .532 |
| Chris Barrett | Terre Haute North | 23 | 101 | 136 | .426 |
| Randy Albano | Anderson Prep Academy | 23 | 100 | 130 | .435 |

ALL-TIME WINNINGEST COACHES

| Coach | Won | Lost |
|--------------------|-----|------|
| Larry Wright | 410 | 192 |
| Jerry Brewer | 368 | 105 |
| Russ Radtke | 350 | 134 |
| Chris Geesman | 339 | 66 |
| Bob Clayton | 320 | 74 |
| Don Howell | 314 | 73 |
| Richard Dullaghan | 312 | 59 |
| Mike Gillin | 308 | 126 |
| Bob Gaddis | 303 | 134 |
| Mo Moriarity | 291 | 90 |
| Denny Pelley | 290 | 134 |
| Bill Sharpe | 288 | 54 |
| Leland Etzler | 287 | 117 |
| John Hart | 284 | 87 |
| Jim Belden | 283 | 81 |
| Gene Sartini | 279 | 168 |
| Tom Kurth | 278 | 140 |
| Bill Siderewicz | 269 | 101 |
| Phil Teegarden | 261 | 178 |
| A.J. Rickard | 257 | 87 |
| Mark Surface | 257 | 135 |
| Joe Gengelbach | 256 | 193 |
| Jeff Adamson | 255 | 84 |
| Bob Springer | 253 | 106 |
| Rick Wimmer | 252 | 134 |
| Bruce Scifres | 248 | 88 |
| Reed May | 248 | 50 |
| Tim Roth | 243 | 142 |
| Rick Streiff | 242 | 109 |
| Elmer Britton | 241 | 163 |
| Mark Hoffman | 240 | 161 |
| Rick Minnich | 236 | 136 |
| Jim Plummer | 235 | 141 |
| Herman Byers | 234 | 105 |
| Scott Mannering | 232 | 123 |
| Matt Lindsey | 229 | 99 |
| Leroy Marsh | 228 | 166 |
| Eric Moore | 227 | 67 |
| John Broughton | 226 | 186 |
| Bob Copeland | 224 | 85 |
| George Gilbert | 222 | 176 |
| Mark Miller | 221 | 146 |
| Mike Johnson | 221 | 91 |
| Mike Tolle | 220 | 85 |
| Art Rolfe | 219 | 120 |
| Kermit Davis | 218 | 102 |
| Vince Lorenzano | 217 | 108 |
| Don Willard | 217 | 180 |
| Kevin O'Shea | 217 | 80 |
| Ken Haupt | 216 | 124 |
| Marvin Shepler | 216 | 148 |
| Rod Ballart | 215 | 81 |
| Al Harants | 215 | 120 |
| Mark Bless | 215 | 96 |
| Paul (Spike) Kelly | 214 | 82 |
| Charles Fisher | 211 | 124 |
| Dave Shelbourne | 211 | 142 |
| Mike Goebel | 211 | 62 |
| John Lidy | 209 | 111 |
| Brett Colby | 205 | 97 |
| Grant Zgunda | 204 | 61 |
| Mike Spencer | 204 | 100 |
| Scot Shaw | 204 | 93 |
| Tony Berto | 203 | 150 |
| Joe Goodman | 202 | 133 |
| Bart Curtis | 201 | 102 |

STATE LEADERS

Information courtesy of John Harrell's Indiana High School Football website

POINTS SCORED PER GAME

| | |
|------------------------------|--------------|
| 1. Gibson Southern | 51.25 |
| 2. Columbus East | 50.07 |
| 3. West Lafayette | 49.08 |
| 4. Eastbrook | 49.00 |
| 5. Pioneer | 48.57 |
| 6. Mississinewa | 47.92 |
| 7. Southwood | 47.85 |
| 8. New Palestine | 47.73 |
| 9. Ben Davis | 46.15 |
| 10. Tri-County | 45.90 |
| 11. Griffith | 45.08 |
| 12. Eastern Greene | 44.79 |
| 13. New Prairie | 44.15 |
| 14. Lafayette Jeff | 43.82 |
| 15. FW Snider | 43.67 |
| 16. Vincennes | 43.45 |
| 17. Decatur Central | 42.33 |
| 18. Carroll (Flora) | 41.20 |
| 19. Shenandoah | 40.83 |
| 20. Woodlan | 40.79 |
| 21. Danville | 40.50 |
| 22. New Castle | 40.36 |
| 23. Avon | 40.23 |
| 24. Gary Roosevelt | 40.20 |
| 25. Milan | 40.09 |
| 26. Lawrenceburg | 39.92 |
| 27. Homestead | 39.60 |
| 28. Heritage Chr. | 39.20 |
| 29. Northfield | 38.80 |
| 30. Ev. Central | 38.62 |
| 31. Brownsburg | 38.55 |
| 32. Angola | 38.54 |
| 33. Paoli | 38.50 |
| 34. Sheridan | 38.25 |
| 35. Northview | 38.20 |
| 36. Clinton Prairie Sullivan | 38.00 |
| 38. Fountain Cent. | 37.92 |
| 39. Monroe Central | 37.71 |
| 40. S. Vermillion | 37.20 |
| 41. Ev. Memorial | 37.14 |
| 42. Indpls. Arlington | 37.08 |
| 43. Franklin Co. | 37.00 |
| 44. North Posey | 36.80 |
| 45. Adams Central | 36.67 |
| 46. Indpls. Lutheran | 36.64 |
| 47. Ev. Reitz | 36.20 |
| 48. Churubusco | 36.00 |
| Culver Military | 36.00 |
| 50. Columbus North | 35.91 |

POINTS ALLOWED PER GAME

| | |
|---------------------------|--------------|
| 1. Penn | 5.31 |
| 2. Pioneer | 5.50 |
| 3. Lowell | 6.36 |
| 4. Silver Creek | 7.67 |
| 5. Eastbrook | 8.36 |
| 6. Knox | 9.55 |
| 7. Valparaiso | 9.60 |
| 8. Churubusco | 9.73 |
| 9. North Harrison | 9.75 |
| 10. Danville | 11.43 |
| 11. Columbus North | 11.55 |
| 12. Gibson Southern | 11.67 |
| Griffith | 11.67 |
| 14. West Lafayette | 11.69 |
| 15. East Central | 11.71 |
| 16. NorthWood | 11.91 |
| 17. Monroe Central | 12.07 |
| 18. Hagerstown | 12.08 |
| 19. Eastern Greene | 12.14 |
| 20. New Palestine | 12.18 |
| 21. New Prairie | 12.46 |
| 22. Rochester | 12.50 |
| 23. Triton Central | 12.75 |
| 24. Woodlan | 12.86 |
| 25. Ev. Central | 13.08 |
| 26. Culver Military | 13.08 |
| 27. Greencastle | 13.17 |
| 28. Milan | 13.18 |
| 29. Mish. Marian | 13.29 |
| 30. Harrison (WL) | 13.70 |
| 31. Northridge | 13.80 |
| 32. Brownstown | 13.90 |
| 33. LaVille | 14.00 |
| Marion | 14.00 |
| 35. Columbus East | 14.14 |
| 36. Southridge | 14.21 |
| 37. Fountain Cent. | 14.23 |
| 38. Tipton | 14.27 |
| 39. Plymouth | 14.40 |
| 40. FW Snider | 14.42 |
| 41. Brebeuf Jesuit | 14.50 |
| 42. Indpls. Tindley | 14.91 |
| Rensselaer | 14.91 |
| 44. Traders Point | 15.00 |
| 45. East Noble | 15.18 |
| 46. Hobart | 15.20 |
| 47. Ben Davis | 15.31 |
| 48. Sheridan | 15.33 |
| 49. Guerin Catholic | 15.40 |
| 50. FW Dwenger | 15.43 |

AVERAGE MARGIN OF VICTORY

| | |
|--------------------------|--------------|
| 1. Pioneer | 43.07 |
| 2. Eastbrook | 40.64 |
| 3. Gibson Southern | 39.58 |
| 4. West Lafayette | 37.38 |
| 5. Columbus East | 35.93 |
| 6. New Palestine | 35.55 |
| 7. Griffith | 33.42 |
| 8. Eastern Greene | 32.64 |
| 9. New Prairie | 31.69 |
| 10. Ben Davis | 30.85 |
| 11. Mississinewa | 29.85 |
| 12. FW Snider | 29.25 |
| 13. Danville | 29.07 |
| 14. Tri-County | 29.00 |
| 15. Southwood | 28.00 |
| 16. Woodlan | 27.93 |
| 17. Penn | 27.62 |
| 18. Milan | 26.91 |
| 19. Churubusco | 26.27 |
| 20. Lafayette Jeff | 26.18 |
| 21. Monroe Central | 25.64 |
| 22. Ev. Central | 25.54 |
| 23. Vincennes | 25.27 |
| 24. Columbus North | 24.36 |
| 25. Lowell | 23.71 |
| 26. Fountain Cent. | 23.69 |
| 27. Shenandoah | 23.58 |
| 28. North Harrison | 23.42 |
| 29. Culver Military | 22.92 |
| Sheridan | 22.92 |
| 31. Heritage Chr. | 22.30 |
| 32. Angola | 22.08 |
| Lawrenceburg | 22.08 |
| 34. Paoli | 21.67 |
| 35. Gary Roosevelt | 21.60 |
| 36. East Central | 21.50 |
| 37. Tipton | 21.45 |
| 38. Southridge | 20.93 |
| 39. Carroll (Flora) | 20.60 |
| 40. Decatur Central | 20.58 |
| 41. Hagerstown | 20.42 |
| 42. Brownstown | 20.30 |
| 43. Rensselaer | 20.09 |
| 44. NorthWood | 19.73 |
| 45. Silver Creek | 19.67 |
| 46. Ev. Memorial | 19.43 |
| 47. East Noble | 19.09 |
| 48. Brownsburg | 18.91 |
| 49. Avon | 18.85 |
| 50. Indpls. Lutheran | 18.79 |

STATE FINALS ATTENDANCE

Top 5 Six-Game Attendance (2013-current)

| | | |
|----|--------|------|
| 1. | 46,455 | 2016 |
| 2. | 44,503 | 2014 |
| 3. | 43,985 | 2013 |
| 4. | 42,666 | 2015 |

Top 5 Five-Game Attendance (1985-2012)

| | | |
|----|--------|------|
| 1. | 56,050 | 2008 |
| 2. | 51,217 | 2007 |
| 3. | 46,162 | 2009 |
| 4. | 44,303 | 2005 |
| 5. | 43,701 | 1993 |

Top 5 Three-Game Attendance (1985-current)

| | | |
|----|--------|-------------------|
| 1. | 40,680 | 2008 (3A, 4A, 5A) |
| 2. | 38,478 | 2007 (3A, 4A, 5A) |
| 3. | 31,964 | 2005 (3A, 4A, 5A) |
| 4. | 31,650 | 2009 (3A, 4A, 5A) |
| 5. | 30,682 | 1997 (3A, 4A, 5A) |

Top 5 Two-Game Attendance (1984-2012)

| | | |
|----|--------|---------------|
| 1. | 23,278 | 1984 (3A, 4A) |
| 2. | 21,596 | 1985 (4A, 5A) |
| 3. | 20,989 | 1986 (4A, 5A) |
| 4. | 20,700 | 1989 (4A, 5A) |
| 5. | 20,629 | 1993 (4A, 5A) |

Top 5 Class A, 2A Attendance (1995-2012)

| | | |
|----|--------|------|
| 1. | 15,633 | 1995 |
| 2. | 15,370 | 2008 |
| 3. | 15,137 | 2000 |
| 4. | 14,753 | 2001 |
| 5. | 14,512 | 2009 |

Top 5 Class 3A, 4A, 5A Attendance (1995-2012)

| | | |
|----|--------|------|
| 1. | 40,680 | 2008 |
| 2. | 38,478 | 2007 |
| 3. | 31,964 | 2005 |
| 4. | 31,650 | 2009 |
| 5. | 30,682 | 1997 |



| Year | 1A | 2A | 3A | Total |
|---------|-------|-------|--------|--------|
| 1973-74 | NA | NA | NA | NA |
| 1974-75 | 2,005 | 3,434 | 4,428 | 9,867 |
| 1975-76 | 2,592 | 3,613 | 10,773 | 16,978 |
| 1976-77 | 2,049 | 2,993 | 6,915 | 11,957 |
| 1977-78 | 3,574 | 4,005 | 6,701 | 14,280 |
| 1978-79 | 3,098 | 5,803 | 9,039 | 17,940 |
| 1979-80 | 3,876 | 5,128 | 7,068 | 16,072 |
| 1980-81 | 3,090 | 4,471 | 10,777 | 18,338 |
| 1981-82 | 3,458 | 4,995 | 8,026 | 16,479 |
| 1982-83 | 3,452 | 4,300 | 7,992 | 15,744 |

| Year | 1A | 2A | 3A | 4A | Total |
|---------|-------|-------|-------|-------|--------|
| 1983-84 | 3,555 | 3,863 | 5,703 | 5,104 | 18,225 |

| Year | 1A, 2A | 3A, 4A | Total |
|---------|--------|--------|--------|
| 1984-85 | 10,900 | 23,278 | 34,178 |

| Year | 1A, 2A, 3A | 4A, 5A | Total |
|---------|------------|--------|--------|
| 1985-86 | 14,240 | 21,596 | 35,836 |
| 1986-87 | 16,893 | 20,989 | 37,882 |
| 1987-88 | 20,938 | 18,119 | 39,057 |
| 1988-89 | 21,050 | 18,048 | 39,098 |
| 1989-90 | 16,692 | 20,700 | 37,392 |
| 1990-91 | 23,887 | 18,730 | 42,617 |
| 1991-92 | 20,013 | 20,317 | 40,330 |
| 1992-93 | 20,396 | 16,082 | 36,478 |
| 1993-94 | 23,072 | 20,629 | 43,701 |
| 1994-95 | 21,478 | 19,954 | 41,432 |

| Year | 1A, 2A | 3A, 4A, 5A | Total |
|---------|------------|------------|--------|
| 1995-96 | 15,633 | 25,072 | 40,705 |
| 1996-97 | 12,593 | 27,211 | 39,804 |
| 1997-98 | 12,655 | 30,682 | 43,337 |
| 1998-99 | 14,269 | 26,085 | 40,354 |
| 1999-00 | 13,035 | 25,579 | 38,614 |
| 2000-01 | 15,137 | 27,744 | 42,881 |
| 2001-02 | 14,753 | 26,807 | 41,560 |
| 2002-03 | 10,891 | 27,787 | 38,678 |
| 2003-04 | 10,954 | 27,419 | 38,373 |
| 2004-05 | 12,931 | 26,148 | 39,079 |
| 2005-06 | 12,339 | 31,964 | 44,303 |
| 2006-07 | 10,603 | 29,395 | 39,998 |
| 2007-08 | 12,739 | 38,478 | 51,217 |
| 2008-09 | 15,370 | 40,680 | 56,050 |
| 2009-10 | 14,512 | 31,650 | 46,162 |
| 2010-11 | 10,809 | 28,832 | 39,641 |
| 2011-12 | 11,736 | 23,102 | 34,838 |
| 2012-13 | 8,828 | 18,543 | 27,371 |
| Year | 1A, 3A, 5A | 2A, 4A, 6A | Total |
| 2013-14 | 22,136 | 21,849 | 43,985 |
| 2014-15 | 18,064 | 26,439 | 44,503 |
| 2015-16 | 17,264 | 25,402 | 42,666 |
| 2016-17 | 20,606 | 25,849 | 46,455 |

CLASS A STATE CHAMPIONSHIP NOTABLES

PIONEER PANTHERS (14-0)

Associated Press Poll: #1

IFCA Coaches Poll: #1

- Pioneer returns to its second consecutive Class A state championship game and third in four years. Team is seeking school's second state title and first since 1997.
- That 1997 Panthers championship team also finished the season 15-0.
- Panthers lead the state in margin of victory at 43.1 ppg, second in points allowed at 5.5 ppg and fifth in points scored at 48.6 ppg.
- Shut out first five opponents of the season outscoring them 264-0. Team is outscoring opponents this season 48.6-5.5 ppg. Only surrendered 22 points during the regular season.
- Pioneer defeated #7 Carroll (Flora) 55-21 on the road in its sectional opener and #4 Monroe Central 42-14 for the semi-state title.
- Champions of the Hoosier North Conference this season with an 7-0 record.
- Junior QB Jack Kiser ranks fourth in state in scoring with 222 points on 36 TD. He rushes for 125.5 ypg and also has 8 INT as a SS on defense.
- Head Coach Adam Berry is 27-1 in his second year leading the team.
- Panthers are 59-29 (.670) all-time in state tournament games.

Football State Tournament History

IHSAA Membership: 1963-present

First Football State Tournament Appearance: 1985 (A) (first year of all-in format)

State Champion (1) 1997 (A)

Runner-Up (2) 2014 (A), 2016 (A)

State Finals Appearances (4) 1997 (A), 2014 (A), 2016 (A), 2017 (A)

Semi-State Champion (4) 1997 (A), 2014 (A), 2016 (A), 2017 (A)

Regional Champion (6) 1997 (A), 2001 (A), 2002 (A), 2014 (A), 2016 (A), 2017 (A)

Sectional Champion (10) 1997 (A), 2001 (A), 2002 (A), 2006 (A), 2008 (A), 2013 (A), 2014 (A), 2015 (A), 2016 (A), 2017 (A)

School's IHSAA State Championship History (1)

Football (1) 1997 (A)

EASTERN GREENE THUNDERBIRDS (11-3)

Associated Press Poll: #2

IFCA Coaches Poll: #5

- Eastern Greene making first appearance in the football state finals and seeking school's first state title in any sport.
- Eastern Greene won its first sectional in 2016 and are appearing in the state championship game a year later.
- T-Birds defeated three consecutive top 10 teams to reach this point - at #9 North Central (Farmersburg) 33-14 to win their second straight sectional, #10 Fountain Central 42-19 for the regional crown, and at #2 Indianapolis Lutheran 12-8 for the semi-state title.
- In Friday's semi-state game, Thunderbirds took the lead on a five-yard run by Caleb Hamilton with 2:17 left in the game and held Indianapolis Lutheran on its final drive to score a 12-8 victory.
- Hamilton ranks fifth in the state with 2,319 rushing yards this season and sixth with 178.4 rushing yards per game.
- Team's three losses this season were forfeits due to use of an ineligible player.
- Defeated last year's 1A state champion Linton-Stockton 35-12 on Oct. 6.
- EG ranks eighth in the state in margin of victory at 32.6 ppg and 12th in points scored at 44.8 ppg.
- Champions of the Southwest Conference with a 4-0 record this season.
- Team is 10-14 (.417) in state tournament games since its first appearance in the tournament in 2003.

Football State Tournament History

IHSAA Membership: 1961-present

First Football State Tournament Appearance: 2003

State Finals Appearances (1) 2017 (A)

Semi-State Champion (1) 2017 (A)

Regional Champion (1) 2017 (A)

Sectional Champion (2) 2016 (A), 2017 (A)

School's IHSAA State Championship History (0)

This would be the school's first state championship in any sport.

CLASS 2A STATE CHAMPIONSHIP NOTABLES

WOODLAN WARRIORS (12-2)

Associated Press Poll: #6

IFCA Coaches Poll: T#5

- Woodlan advances to first football state championship game since 1981 state runner-up season.
- Warriors recovered their third fumble of the game with 2:54 remaining and Luke Crilly's 28 yard FG with 1.5 seconds to go defeated top-ranked Eastbrook on the road 15-14 for the semi-state championship.
- A win would bring the first state championship in school history.
- Finished second in the Allen County Conference this season with a 5-1 record.
- Team ranks 20th in the state with 40.8 points per game and 16th with a 27.9 margin of victory.
- According to MaxPreps.com, senior RB Jack Rhoades is seventh in the state with 2,089 rushing yards (160.7 ypg). Senior QB Justin Durkes has passed for 2,430 yards (172.9 ypg).
- Seventh year head coach Sherwood Haydock is preparing for his third state championship game of his 30-year career having guided Harding to the 2003 and 2006 2A title games and winning the latter. He is the 14th individual to take two different schools to a title game and would become the seventh individual to win a state title at two different schools.
- In the 1981 Class A state championship game, Woodlan's Barry Ehle returned a kickoff 94 yards for a TD against Hamilton Southeastern to set a state finals record that still stands today.
- School is 40-35 (.533) all-time in state tournament games.

Football State Tournament History

IHSAA Membership: 1959-present

First Football State Tournament Appearance: 1973 (A)

State Runner-Up (1) 1981 (A)

State Finals Appearances (2) 1981 (A), 2017 (2A)

Semi-State Champion (2) 1981 (A), 2017 (2A)

Regional Champion (4) 1981 (A), 1988 (2A), 2015 (2A), 2017 (2A)

Sectional Champion (5) 1981 (A), 1982 (A), 1988 (2A), 2015 (2A), 2017 (2A)

School's IHSAA State Championship History (0)

This would be the school's first state championship in any sport.

SOUTHRIDGE RAIDERS (12-2)

Associated Press Poll: #5

IFCA Coaches Poll: T#5

- Southridge returns to the 2A state championship game for the first time since 2006 with hopes of scoring school's first football state championship.
- Raiders upset two higher-ranked teams on the road this tournament - beat #4 Evansville Mater Dei 38-31 in OT for the sectional crown and knocked off #2 Indianapolis Scecina 24-7 for the semi-state title.
- Quarterback Jayce Harter rushed for 119 yards and passed for 106 including touchdown passes of 55 yards and 42 yards in Saturday's semi-state win over Indianapolis Scecina. He also rates among the state's best in total yards this season with 2,737 (195.5 ypg) including 1,570 passing (112.1 ypg) and 1,167 rushing (83.3 ypg).
- Finished second in the Pocket Athletic Conference with a 6-1 record this season.
- Raiders are 51-34 (.600) all-time in state tournament games.
- Fifth year head coach Scott Buening is 47-15 at Southridge and 59-43 in nine years overall.

Football State Tournament History

IHSAA Membership: 1972-present

First Football State Tournament Appearance: 1981 (A)

State Runner-Up (3) 1982 (A), 2002 (2A), 2006 (2A)

Appearances (4) 1982 (A), 2002 (2A), 2006 (2A), 2017 (2A)

Semi-State Champion (4) 1982 (A), 2002 (2A), 2006 (2A), 2017 (2A)

Regional Champion (5) 1982 (A), 2002 (2A), 2006 (2A), 2007 (2A), 2017 (2A)

Sectional Champion (8) 1982 (A), 2002 (2A), 2004 (2A), 2006 (2A), 2007 (2A), 2008 (2A), 2013 (2A), 2017 (2A)

School's IHSAA State Championship History (1)

Girls Basketball (1) 1998 (2A)

CLASS 3A STATE CHAMPIONSHIP NOTABLES

BREBEUF JESUIT BRAVES (10-4)

Associated Press Poll: NR
IFCA Coaches Poll: #8

- Brebeuf Jesuit advances to the 3A title game for second time in five seasons and looking for first football state crown.
- Team started season 1-3 but have won eight straight to reach the school's second championship game.
- Team upset top-ranked West Lafayette 13-10 to win its second regional title two weeks ago and then shutout Mishawaka Marian on the road 17-0 for the semi-state crown.
- Senior QB Derrick Ozobu ranks among the state leaders with 2,035 passing yards this season (145.4 ypg). His favorite target is classmate Jacob Pressler who has caught 833 yards receiving (59.5 ypg) and 10 TD.
- Braves finished in third place in the Circle City Conference this season with a 1-2 record.
- Mic Roessler is 37-23 in his fifth season leading Brebeuf Jesuit.
- School's girls volleyball team finished as the 3A state runner-up on Nov. 4 in Muncie.
- School is 27-32 (.458) in state tournament contests over the years.

Football State Tournament History

IHSAA Membership: 1964-present

First Football State Tournament Appearance: 1985 (first year for the all-in tournament format)

State Runner-Up (1) 2013 (3A)
Appearances (2) 2013 (3A), 2017 (3A)
Semi-State Champion (2) 2013 (3A), 2017 (3A)
Regional Champion (2) 2013 (3A), 2017 (3A)
Sectional Champion (2) 2013 (3A), 2017 (3A)

School's IHSAA State Championship History (17)

Boys Basketball (1) 2000 (3A)
Girls Basketball (2) 2004 (3A), 2007 (3A)
Boys Golf (2) 2010, 2011
Girls Golf (1) 2006
Girls Soccer (1) 2015 (2A)
Boys Tennis (1) 1973
Girls Tennis (5) 1979, 1980, 1981, 1983, 1984
Volleyball (4) 2003 (3A), 2005 (3A), 2009 (3A), 2013 (3A)

EVANSVILLE MEMORIAL TIGERS (13-1)

Associated Press Poll: #4
IFCA Coaches Poll: #3

- Evansville Memorial playing in first state title game since 2009 and third overall. Tigers will be gunning for school's first football state championship and have set a school record with 13 wins to this point.
- School looking for its third state championship this fall after the boys and girls soccer teams swept the 2A titles on Oct. 28 at IUPUI.
- Team enters the state championship game having beaten three consecutive top five teams, including two on the road - beat #2 Gibson Southern on the road 26-17 for the sectional trophy, routed #5 Lawrenceburg 56-35 for the regional title, and defeated #4 Danville on the road 28-7 for the semi-state crown.
- Michael Lindauer, and brothers Branson and Brock Combs are cousins. Lindauer, a junior QB, ranks seventh in the state with 2,738 total yards (195.6 ypg) and also has been the state's top punter in 3A the last two seasons (39.9 ypp). Branson owns the school records in career receptions with 149 while Brock is the top tackler in special teams play. Kenyon Ervin with 1,589 yards rushing ranks 2nd in 3A. DT Keioni McGuire has 21 TFL and 11 QB sacks including two for safeties.
- Tigers finished in a three-way tie for first place (tied with Evansville Central and Evansville Reitz) in the Southern Indiana Athletic Conference with a 6-1 record this season.
- Tenth-year head coach John Hurley is 72-53 at Memorial. He will be coaching in his third title contest having led the Tigers to runner-up finishes in 2008 and 2009, his first two years in charge.
- Tigers are 68-31 (.687) all-time in state tournament games.

Football State Tournament History

IHSAA Membership: 1942-present

First Football State Tournament Appearance: 1985 (first year for the all-in tournament format)

State Runner-Up (2) 2008 (3A), 2009 (3A)
Appearances (3) 2008 (3A), 2009 (3A), 2017 (3A)
Semi-State Champion (3) 2008 (3A), 2009 (3A), 2017 (3A)
Regional Champion (8) 1985 (3A), 1988 (3A), 1991 (3A), 1992 (3A), 1993 (3A), 2008 (3A), 2009 (3A), 2017 (3A)
Sectional Champion (12) 1985 (3A), 1987 (3A), 1988 (3A), 1991 (3A), 1992 (3A), 1993 (3A), 1998 (3A), 2008 (3A), 2009 (3A), 2011 (3A), 2016 (3A), 2017 (3A)

School's IHSAA State Championship History (19)

Baseball (3) 1978, 1989, 1993
Girls Basketball (1) 2011 (3A)
Boys Soccer (4) 2007, 2008, 2016 (2A), 2017 (2A)
Girls Soccer (4) 1996, 2008, 2012 (2A), 2017 (2A)
Softball (1) 2002 (2A)
Girls Tennis (6) 1991, 1993, 1994, 1995, 1996, 2012

CLASS 4A STATE CHAMPIONSHIP NOTABLES

LOWELL RED DEVILS (14-0)

Associated Press Poll: #1

IFCA Coaches Poll: #1

- Top-ranked, undefeated Red Devils advance to fourth Class 4A state championship game aiming for school's second football state title.
- One of three undefeated teams looking to finish off a perfect season this weekend (also Pioneer, Ben Davis).
- Lowell topped #6 New Prairie 25-20 to win its second straight regional and #8 Fort Wayne Bishop Dwenger on the road 21-7 to win the semi-state crown. It was Lowell's third win over Dwenger in four semi-state meetings since 2007.
- Defeated Griffith 42-7 on Nov. 3 to claim its fourth straight sectional title.
- Jordan Jusevitch finished the semi-state game carrying the ball 15 times for 149 yards and three TDs of 12, 15 and 47 yards.
- Lowell outscoring foes by a 30.1-6.4 clip this season. Its 6.4 ppg allowed ranks third in the state.
- Champions of the Northwest Crossroads Conference this season with a 5-0 record.
- Head coach Keith Kilmer is 65-29 in his eight years at Lowell.
- Red Devils are 64-30 (.681) all-time in state tournament games.

Football State Tournament History

IHSAA Membership: 1905-10; 1911-present

First Football State Tournament Appearance: 1985 (first year for the all-in tournament format)

State Champion (1) 2005 (4A)

Runner-Up (2) 2007 (4A), 2009 (4A)

Appearances (4) 2005 (4A), 2007 (4A), 2009 (4A), 2017 (4A)

Semi-State Champion (4) 2005 (4A), 2007 (4A), 2009 (4A), 2017 (4A)

Regional Champion (8) 1994 (4A), 1999 (4A), 2005 (4A), 2007 (4A), 2008 (4A), 2009 (4A), 2016 (4A), 2017 (4A)

Sectional Champion (14) 1992 (4A), 1994 (4A), 1999 (4A), 2003 (4A), 2004 (4A), 2005 (4A), 2006 (4A), 2007 (4A), 2008 (4A), 2009 (4A), 2014 (4A), 2015 (4A), 2016 (4A), 2017 (4A)

School's IHSAA State Championship History (1)

Football (1) 2005 (4A)

EAST CENTRAL TROJANS (11-3)

Associated Press Poll: #9

IFCA Coaches Poll: #10

- East Central playing in its second Class 4A state championship game in three seasons and seeking second football crown (1994) in school history.
- Trojans upset #3 Evansville Central 35-13 to win third straight regional on Nov. 10.
- Logan Storie carried 13 times for 164 yards and three TDs of 43, 17 and 56 yards in East Central's 27-14 win over Greenwood in the semi-state game.
- Defeated Silver Creek 24-0 to win third straight sectional on Nov. 3. Trojans defeated their three sectional opponents by a 123-6 margin.
- Team outscoring opponents 33.2-11.7 ppg this year. The 11.7 ppg allowed ranks 15th in the state.
- Won the 4A division of the Eastern Indiana Conference this season with a 3-0 record.
- Justin Roden is 46-20 in his fifth year as East Central coach including the 2015 4A state runner-up finish.
- Trojans are 79-32 (.712) all-time in state tournament games.

Football State Tournament History

IHSAA Membership: 1973-present

First Football State Tournament Appearance: 1980 (2A)

State Champion (1) 1994 (4A)

Runner-Up (2) 1993 (4A), 2015 (4A)

Appearances (4) 1993 (4A), 1994 (4A), 2015 (4A), 2017 (4A)

Semi-State Champion (4) 1993 (4A), 1994 (4A), 2015 (4A), 2017 (4A)

Regional Champion (8) 1985 (4A), 1993 (4A), 1994 (4A), 1998 (4A), 2003 (4A), 2015 (4A), 2016 (4A), 2017 (4A)

Sectional Champion (18) 1980 (2A), 1985 (4A), 1987 (4A), 1989 (4A), 1992 (4A), 1993 (4A), 1994 (4A), 1996 (4A), 1998 (4A), 2000 (4A), 2002 (4A), 2003 (4A), 2005 (4A), 2009 (4A), 2010 (4A), 2015 (4A), 2016 (4A), 2017 (4A)

School's IHSAA State Championship History (1)

Football (1) 1994 (4A)

CLASS 5A STATE CHAMPIONSHIP NOTABLES

KOKOMO WILDKATS (9-4)

Associated Press Poll: NR

IFCA Coaches Poll: NR

- Kokomo reaches school's first football state championship game and will be aiming for school's 20th overall state title and first since girls basketball in 2003.
- One of two schools making their first appearance in the football state finals this weekend along with Eastern Greene (1A).
- Wildkats are first North Central Conference team to reach a football title game since Marion finished as 1990 5A state runner-up. With a win, team would become first NCC school to win a title since the state tournament began in 1973.
- Team defeated three top 10 opponents on its way to Lucas Oil Stadium - beat #10 Harrison (WL) 13-8 avenging a regular season loss, beat #9 McCutcheon on the road 37-7 for the sectional title and avenging a second regular season loss, and topped #7 Michigan City 21-14 for the semi-state crown.
- Tied for fourth place in the North Central Conference this season with a 4-3 record.
- Brett Colby is 90-30 in his 11th year coaching the Wildkats and 205-97 in 28 years overall.
- School is 25-32 (.439) all-time in state tournament games.

Football State Tournament History

IHSAA Membership: 1904-present

First Football State Tournament Appearance: 1985 (first year for the all-in tournament format)

State Finals Appearances (1) 2017 (5A)

Semi-State Champion (1) 2017 (5A)

Regional Champion (2) 2015 (5A), 2017 (5A)

Sectional Champion (4) 1985 (5A), 2015 (5A), 2016 (5A), 2017 (5A)

School's IHSAA State Championship History (19)

Baseball (1) 1985

Boys Basketball (1) 1961

Girls Basketball (3) 1992, 1993, 2003 (4A)

Boys Golf (4) 1958, 1985, 1986, 1988

Boys Swimming (1) 1969

Boys Track (9) 1911, 1924, 1925, 1926, 1927, 1934, 1935, 1937, 1994

COLUMBUS EAST OLYMPIANS (13-1)

Associated Press Poll: #2

IFCA Coaches Poll: T#3

- Columbus East returns to the Class 5A championship game for second straight year after settling for a runner-up finish in 2016 and appears in a title game for the third time in five years.
- Team gunning for its third football state championship overall and second in five seasons.
- Olympians rank second in the state in scoring at 50.1, and fifth in margin of victory at 35.9 ppg. Team allows 14.1 ppg on defense.
- Columbus East pulled off arguably the surprise of the tournament by routing #1 Indianapolis Cathedral 42-13 on the road in Friday's semi-state game.
- Team enters this weekend's title game with an 12-game win streak since a 34-17 loss to cross-town rival Columbus North in Week 2 (Aug. 25).
- According to MaxPreps.com, senior RB Jamon Hogan ranks fourth in the state in rushing TDs with 34 and sixth in rushing yards with 2,184 (156.0 ppg) and points scored with 210 (15.0 ppg).
- Head coach Bob Gaddis is in his 17th season at the school and 39th year overall. He ranks as the fourth winningest active coach in the state with a 303-134 (.693) mark. He is 9th all-time in state history.
- With a 7-0 record this season, the Olympians claimed the Hoosier Hills Conference championship for the 14th straight year. It's last conference loss was a 33-30 decision at Bedford North Lawrence on Oct. 13, 2006 and the school has won 77 straight in-league contests.
- Team is 65-35 (.650) all-time in state tournament competition.

Football State Tournament History

IHSAA Membership: 1972-present

First Football State Tournament Appearance: 1978 (3A)

State Champion (2) 1979 (3A), 2013 (4A)

Runner-Up (1) 2016 (5A)

State Finals Appearances (4) 1979 (3A), 2013 (4A), 2016 (5A), 2017 (5A)

Semi-State Champion (3) 2013 (4A), 2016 (5A), 2017 (5A)

Regional Champion (10) 1979 (3A), 2004 (4A), 2006 (4A), 2008 (4A), 2011 (4A), 2012 (4A), 2013 (4A), 2014 (4A), 2016 (5A), 2017 (5A)

Sectional Champion (12) 1978 (3A), 1979 (3A), 2004 (4A), 2006 (4A), 2007 (4A), 2008 (4A), 2011 (4A), 2012 (4A), 2013 (4A), 2014 (4A), 2016 (5A), 2017 (5A)

School's IHSAA State Championship History (4)

Football (2) 1979 (3A), 2013 (4A)

Girls Gymnastics (1) 1990

Girls Swimming (1) 1982

CLASS 6A STATE CHAMPIONSHIP NOTABLES

PENN KINGSMEN (12-1)

Associated Press Poll: #4
IFCA Coaches Poll: T#4

- Penn competing in 12th football state championship game and second in three years.
- Kingsmen hoping to win school's sixth football state championship and first since 2000. School's girls soccer team repeated as state champion on Oct. 27 at Butler University.
- Fourth time these two schools have met for a state championship (1991, 1996, 1999) with Ben Davis holding a 2-1 edge in those meetings.
- Geographically distant schools enjoyed a rivalry playing each other 14 times in the regular season between 1996 and 2010 in an arrangement between Hall of Fame coaches Chris Geesman of Penn and Dick Dullaghan of Ben Davis. BD held an 11-3 advantage in those games.
- Kingsmen defeated a pair of top 10 teams on the road during the state tournament including #4 Valparaiso 13-0 in the sectional opener and #10 Carmel 34-7 for the semi-state championship.
- Penn defense surrendering a state-best 5.31 ppg while team's margin of victory of 27.6 ppg ranks third-best in Class 6A.
- Won fifth consecutive sectional crown with a 40-0 victory over Warsaw on Nov. 3 and fifth straight regional trophy with 33-3 win at Crown Point on Nov. 10.
- Won the Northern Indiana Conference's North Division with a 5-0 record this season.
- Fifteenth year Head Coach Cory Yeoman is 166-31 at Penn and looking for his first state championship.
- School is 117-33 (.780) all-time in state tournament games.

Football State Tournament History

IHSAA Membership: 1958-present

First Football State Tournament Appearance: 1975 (3A)

State Champion (5) 1983 (4A), 1995 (5A), 1996 (5A), 1997 (5A), 2000 (5A)

Runner-Up (6) 1989 (5A), 1991 (5A), 1999 (5A), 2003 (5A), 2011 (5A), 2015 (6A)

State Finals Appearances (12) 1983 (4A), 1989 (5A), 1991 (5A), 1995 (5A), 1996 (5A), 1997 (5A), 1999 (5A), 2000 (5A), 2003 (5A), 2011 (5A), 2015 (6A), 2017 (6A)

Semi-State Champion (12) 1983 (4A), 1989 (5A), 1991 (5A), 1995 (5A), 1996 (5A), 1997 (5A), 1999 (5A), 2000 (5A), 2003 (5A), 2011 (5A), 2015 (6A), 2017 (6A)

Regional Champion (18) 1983 (4A), 1989 (5A), 1991 (5A), 1995 (5A), 1996 (5A), 1997 (5A), 1998 (5A), 1999 (5A), 2000 (5A), 2003 (5A), 2004 (5A), 2008 (5A), 2011 (5A), 2013 (6A), 2014 (6A), 2015 (6A), 2016 (6A), 2017 (6A)

Sectional Champion (24) 1979 (3A), 1983 (4A), 1987 (5A), 1989 (5A), 1991 (5A), 1995 (5A), 1996 (5A), 1997 (5A), 1998 (5A), 1999 (5A), 2000 (5A), 2001 (5A), 2002 (5A), 2003 (5A), 2004 (5A), 2005 (5A), 2007 (5A), 2008 (5A), 2011 (5A), 2013 (6A), 2014 (6A), 2015 (6A), 2016 (6A), 2017 (6A)

School's IHSAA State Championship History (21)

Baseball (4) 1994, 1998 (4A), 2001 (4A), 2015 (4A)

Girls Basketball (1) 2016 (4A)

Football (5) 1983 (4A), 1995 (5A), 1996 (5A), 1997 (5A), 2000 (5A)

Girls Golf (4) 1994, 2002, 2004, 2005

Boys Soccer (1) 1999

Girls Soccer (2) 2016 (2A), 2017 (2A)

Softball (1) 1999 (3A)

Volleyball (2) 2010 (4A), 2011 (4A)

Wrestling (1) 2015

BEN DAVIS GIANTS (13-0)

Associated Press Poll: #1
IFCA Coaches Poll: #1

- Ben Davis making its 11th appearance in a football state championship game and second in four years.
- In addition to their #1 rankings by the Indiana Associated Press and Indiana Football Coaches Association listed above, the Giants are ranked #6 nationally by MaxPreps.com and #12 by USA Today.
- Ben Davis is playing for its ninth football state championship and would become sixth school with as many titles.
- Fourth time these two schools have met for a state championship (1991, 1996, 1999) with Ben Davis holding a 2-1 edge in those meetings.
- Geographically distant schools enjoyed a rivalry playing each other 14 times in the regular season between 1996 and 2010 in an arrangement between Hall of Fame coaches Dick Dullaghan of Ben Davis and Chris Geesman of Penn. BD held an 11-3 advantage in those games.
- Giants have defeated three other top 10 teams during its tournament run including a 33-20 decision over #7 Lawrence Central, 36-29 over #3 Warren Central for the sectional title, and 57-20 over #6 Avon in the semi-state.
- Giants rank 1st among 6A teams in scoring at 46.2 ppg and margin of victory at 30.9 ppg.
- Senior QB Reese Taylor ranks sixth in the state with 3,478 total yards (267.5 ypg) including 2,810 passing (216.2 ypg). Willie Ervin ranks among the state leaders with 12.0 sacks this season.
- Champions of the Metropolitan Interscholastic Conference with a 7-0 mark this season.
- School is 104-25 (.806) in the state tournament since 1973.

Football State Tournament History

IHSAA Membership: 1915-present

First Football State Tournament Appearance: 1977 (3A)

State Champion (8) 1987 (5A), 1988 (5A), 1990 (5A), 1991 (5A), 1999 (5A), 2001 (5A), 2002 (5A), 2014 (6A)

Runner-Up (2) 1992 (5A), 1996 (5A)

Appearances (11) 1987 (5A), 1988 (5A), 1990 (5A), 1991 (5A), 1992 (5A), 1996 (5A), 1999 (5A), 2001 (5A), 2002 (5A), 2014 (6A), 2017 (6A)

Semi-State Champion (11) 1987 (5A), 1988 (5A), 1990 (5A), 1991 (5A), 1992 (5A), 1996 (5A), 1999 (5A), 2001 (5A), 2002 (5A), 2014 (6A), 2017 (6A)

Regional Champion (17) 1987 (5A), 1988 (5A), 1990 (5A), 1991 (5A), 1992 (5A), 1995 (5A), 1996 (5A), 1997 (5A), 1998 (5A), 1999 (5A), 2000 (5A), 2001 (5A), 2002 (5A), 2008 (5A), 2014 (6A), 2016 (6A), 2017 (6A)

Sectional Champion (22) 1977 (3A), 1987 (5A), 1988 (5A), 1990 (5A), 1991 (5A), 1992 (5A), 1995 (5A), 1996 (5A), 1997 (5A), 1998 (5A), 1999 (5A), 2000 (5A), 2001 (5A), 2002 (5A), 2003 (5A), 2004 (5A), 2006 (5A), 2008 (5A), 2011 (5A), 2014 (6A), 2016 (6A), 2017 (6A)

School's IHSAA State Championship History (28)

Baseball (1) 1981

Boys Basketball (3) 1995, 1996, 2017 (4A)

Girls Basketball (4) 2000 (4A), 2001 (4A), 2009 (4A), 2010 (4A)

Boys Cross Country (4) 1961, 1989, 1990, 1995

Football (8) 1987 (5A), 1988 (5A), 1990 (5A), 1991 (5A), 1999 (5A), 2001 (5A), 2002 (5A), 2014 (6A)

Boys Golf (1) 1992

Girls Swimming (3) 1978, 1979, 1980

Boys Track & Field (3) 2008, 2009, 2010

Volleyball (1) 1979



Pioneer Panthers

Class A



| Lt. | Dk. | Name | Gr. | Ht. | Wt. | Position(s) |
|-----|-----|------------------|-----|------|-----|-------------|
| 1 | 1 | Wyatt Zeider | 9 | 5-5 | 128 | RB/DB |
| 2 | 2 | Mason Hayden | 11 | 5-8 | 188 | QB/DB |
| 3 | 3 | Calahan Kindley | 11 | 5-11 | 139 | SE/DB |
| 4 | 4 | Jack Kiser | 11 | 6-2 | 205 | QB/DB |
| 5 | 5 | Ezra Lewellen | 9 | 5-6 | 141 | RB/DB |
| 7 | 7 | Noah Pearson | 9 | 5-5 | 115 | RB/LB |
| 8 | 8 | Payton Ryan | 9 | 5-4 | 138 | TE/DB |
| 10 | 10 | Nate Johnson | 12 | 5-9 | 176 | TE/RB/DB |
| 14 | 14 | Miles Von Tobel | 10 | 5-10 | 156 | SE/RB/LB |
| 15 | 15 | Addai Lewellen | 9 | 5-7 | 149 | RB/DB |
| 16 | 16 | Matthew Nusbaum | 12 | 6-2 | 157 | K/SE/DB |
| 17 | 17 | Keaton Schroder | 10 | 6-0 | 150 | RB/DB |
| 18 | 18 | Derek Wireman | 10 | 5-5 | 131 | RB/DB |
| 20 | 20 | Austin Mersch | 12 | 5-7 | 160 | RB/DB |
| 24 | 24 | Danny Gregorich | 11 | 5-8 | 193 | RB/LB |
| 25 | 25 | Owen Singley | 9 | 5-6 | 132 | RB/LB |
| 30 | 30 | Joseph Mersch | 9 | 5-7 | 122 | RB/DB |
| 32 | 32 | Koby James | 10 | 6-0 | 157 | TE/DB |
| 40 | 40 | Trenton Hood | 10 | 5-10 | 126 | SE/DB |
| 44 | 44 | Wyatt Marshall | 9 | 5-10 | 124 | RB/LB |
| 45 | 45 | Chad Shackelford | 10 | 5-11 | 150 | SE/DB |
| 49 | 49 | Brian Stough | 9 | 5-10 | 189 | TE/DL |
| 50 | 79 | Tyrese Bates | 9 | 5-6 | 201 | OL/DL |

| Lt. | Dk. | Name | Gr. | Ht. | Wt. | Position(s) |
|-----|-----|------------------|-----|------|-----|-------------|
| 52 | 52 | Gavin James | 11 | 5-7 | 208 | OL/DL |
| 54 | 54 | Bryce Juby | 12 | 6-0 | 188 | OL/DL |
| 55 | 55 | Nic Rogers | 12 | 6-0 | 203 | OL/DL |
| 56 | 56 | Brock Smith | 11 | 6-0 | 192 | OL/LB |
| 57 | 57 | Dean Shaw | 12 | 5-11 | 207 | OL/DL |
| 58 | 58 | Tyler Gaumer | 9 | 5-7 | 202 | OL/LB |
| 61 | 74 | Juan Solano | 12 | 5-11 | 222 | OL/DL |
| 63 | 63 | Garrett Schroder | 12 | 6-0 | 199 | OL/DL |
| 64 | 64 | Conner Walker | 11 | 6-1 | 233 | OL/DL |
| 65 | 65 | Nathan Adams | 10 | 5-8 | 151 | OL/DL |
| 67 | 67 | Markell Hill | 10 | 5-11 | 224 | OL/DL |
| 68 | 68 | Jonathan Beckley | 10 | 5-6 | 214 | OL/DL |
| 69 | 69 | Paxton Miller | 10 | 6-2 | 211 | OL/DL |
| 70 | 71 | Michael DePoy | 9 | 5-6 | 182 | OL/DL |
| 72 | 72 | Brian Powell | 10 | 6-0 | 197 | OL/DL |
| 75 | 75 | Jayson Mersch | 12 | 5-10 | 169 | TE/DL |
| 76 | 76 | Colby Juby | 10 | 6-0 | 208 | OL/DL |
| 77 | 77 | Mason Schnurpel | 9 | 5-9 | 213 | OL/DL |
| 78 | 78 | Brady Smith | 11 | 5-10 | 225 | OL/DL |
| 80 | 80 | Dustin Sparks | 11 | 6-3 | 185 | TE/LB |
| 81 | 81 | Zac Taylor | 9 | 5-11 | 157 | TE/DL |
| 86 | 86 | Wesley Hopkins | 9 | 5-7 | 210 | OL/DL |
| 90 | 90 | Daniel McKaig | 11 | 6-0 | 271 | OL/DL |

Pioneer Panthers

Class A



Team Statistics

| | Pioneer | Opponents |
|--------------------------------|------------|------------|
| Total Points / Points Per Game | 680/48.57 | 77/5.5 |
| First Downs / Per Game | N/A | N/A |
| Rushing Yards / Per Game | 4833/345.2 | 720/51.4 |
| Passing Yards / Per Game | 1104/78.9 | 1006/71.9 |
| Total Yards / Per Game | 5937/424.1 | 1726/123.3 |
| Fumbles Recovered By | 13 | 14 |
| Intercepted By | 18 | 3 |
| Total Punts / Average | 8/25.9 | N/A |
| Penalties / Yards | N/A | N/A |

Individual Statistics

| Scoring | G | TD | 1-Pt. | 2-Pt. | FG | TP | PPG |
|--------------------|----|----|-------|-------|----|-----|------|
| 4 Jack Kiser | 14 | 36 | 0 | 3 | 0 | 222 | 15.9 |
| 5 Ezra Lewellen | 14 | 18 | 0 | 3 | 0 | 114 | 8.1 |
| 24 Danny Gregorich | 14 | 11 | 0 | 3 | 0 | 72 | 5.1 |
| 16 Matthew Nusbaum | 13 | 0 | 52 | 1 | 3 | 63 | 4.8 |
| 20 Austin Mersch | 13 | 10 | 0 | 0 | 0 | 60 | 4.6 |

| Rushing | G | Att. | Yds. | TD | YPG | YPC | Long |
|--------------------|----|------|------|----|-------|------|------|
| 4 Jack Kiser | 14 | 179 | 1757 | 35 | 125.5 | 9.8 | 93 |
| 5 Ezra Lewellen | 14 | 80 | 985 | 15 | 70.4 | 12.3 | 82 |
| 20 Austin Mersch | 13 | 66 | 621 | 8 | 47.8 | 9.4 | 67 |
| 24 Danny Gregorich | 14 | 109 | 613 | 16 | 43.8 | 5.6 | 34 |
| 15 Addai Lewellen | 14 | 36 | 284 | 4 | 20.3 | 7.9 | 32 |

| Passing | G | Comp. | Att. | Int. | TD | Yds. | YPG |
|----------------|----|-------|------|------|----|------|------|
| 4 Jack Kiser | 14 | 62 | 97 | 2 | 14 | 1082 | 78.9 |
| 2 Mason Hayden | 12 | 1 | 3 | 1 | 0 | 22 | 1.8 |

| Receiving | G | Rec. | Yds. | TD | YPG | YPC | Long |
|--------------------|----|------|------|----|------|------|------|
| 3 Calahan Kindley | 14 | 17 | 281 | 2 | 21.6 | 16.5 | 45 |
| 14 Miles Von Tobel | 14 | 11 | 156 | 1 | 11.1 | 14.2 | 57 |
| 5 Ezra Lewellen | 14 | 10 | 139 | 3 | 9.9 | 13.9 | 27 |
| 10 Nate Johnson | 14 | 9 | 254 | 4 | 18.1 | 28.2 | 61 |
| 20 Austin Mersch | 13 | 6 | 177 | 2 | 13.6 | 29.5 | 63 |

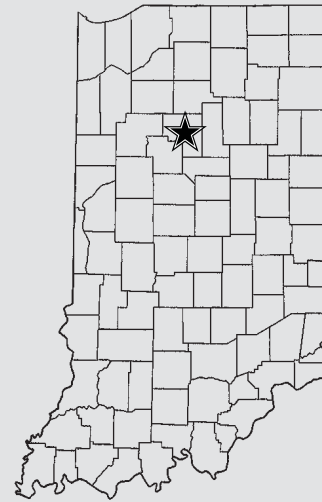
| Defense | G | Tackles | For Loss | Sacks | INT | FF | FR |
|--------------------|----|---------|----------|-------|-----|----|----|
| 75 Jayson Mersch | 14 | 98 | 20 | 8 | 0 | 1 | 2 |
| 4 Jack Kiser | 14 | 94 | 7.5 | 0 | 8 | 0 | 0 |
| 14 Miles Von Tobel | 14 | 77 | 10 | 2.5 | 1 | 1 | 0 |
| 15 Addai Lewellen | 14 | 67 | 4 | 0 | 2 | 2 | 2 |
| 24 Danny Gregorich | 14 | 61 | 20 | 8 | 1 | 2 | 3 |
| 10 Nate Johnson | 14 | 59 | 6 | 0.5 | 4 | 0 | 1 |

State Finals History

State Champion: **(1)** 1997 (A)
 Runner-Up: **(2)** 2014 (A), 2016 (A)
 Appearances: **(4)** 1997 (A), 2014 (A), 2016 (A), 2017 (A)



Adam Berry
 Head Coach
 28-1 (2nd year)
 28-1 (2nd year overall)



Team Facts

City/Town: Royal Center
 County: Cass
 Superintendent: Charles Grable
 Principal: Jeremy Tucker
 Athletic Director: John Bingaman
 Head Coach: Adam Berry
 Asst. Coaches: David Gregorich, Steve Berkshire, Matt Vianco, Matt Gates, Aaron Kiser, Tom Shaw, John Christy
 Student Managers: Emily Brooke, Gabrielle Falcon, Rachel Miller, John Ulery
 Offensive Formation: Wing-T
 Defensive Formation: 4-3
 Colors: Black and Gold
 Conference: Hoosier North
 Enrollment: 292
 Last Year's W-L Record: 14-1
 @PioneerPanthers

Season Results (14-0)

8/18 Cass W 30-0
 8/25 at Winamac W 61-0
 9/1 at LaVille W 41-0
 9/8 at Caston W 52-0
 9/15 North White W 80-0
 9/21 Triton W 62-8
 9/29 Knox W 28-7
 10/6 at Culver Community W 55-7
 10/13 North Judson-San Pierre W 42-0

Sectional

10/20 at Carroll (Flora) W 55-21
 10/27 North White W 46-0
 11/3 Lafayette Central Catholic W 48-20

Regional

11/10 LaVille W 38-0

Semi-State

11/17 Monroe Central W 42-14

DEPTH CHART

Please list your two-deeps at each position.

Offense

| Pos. | No. | Name |
|------|-----|---------------|
| QB | 4 | Jack Kiser |
| QB | 5 | Ezra Lewellen |

| | | |
|----|----|-----------------|
| FB | 24 | Danny Gregorich |
| FB | 20 | Austin Mersch |

| | | |
|-----|----|-----------------|
| LHB | 15 | Addai Lewellen |
| LHB | 17 | Keaton Schroder |

| | | |
|-----|----|-----------------|
| RHB | 5 | Ezra Lewellen |
| RHB | 14 | Miles Von Tobel |

| | | |
|----|----|---------------|
| TE | 10 | Nate Johnson |
| TE | 80 | Dustin Sparks |

| | | |
|----|----|-----------------|
| SE | 3 | Calahan Kindley |
| SE | 16 | Matthew Nusbaum |

| | | |
|----|----|------------------|
| LT | 63 | Garrett Schroder |
| LT | 68 | Jonathan Beckley |

| | | |
|----|----|---------------|
| LG | 52 | Gavin James |
| LG | 75 | Jayson Mersch |

| | | |
|---|----|------------------|
| C | 64 | Conner Walker |
| C | 63 | Garrett Schroder |

| | | |
|----|----|--------------|
| RG | 57 | Dean Shaw |
| RG | 58 | Tyler Gaumer |

| | | |
|----|----|-------------|
| RT | 55 | Nic Rogers |
| RT | 78 | Brady Smith |

Specialists

| Pos. | No. | Name |
|--------|-----|------------|
| Punter | 4 | Jack Kiser |

| | | |
|-------------|----|-----------------|
| Placekicker | 16 | Matthew Nusbaum |
|-------------|----|-----------------|

| | | |
|----------|----|-----------------|
| Kickoffs | 16 | Matthew Nusbaum |
|----------|----|-----------------|

| | | |
|--------------|----|-----------------|
| Long Snapper | 69 | Paxton Miller |
| | 24 | Danny Gregorich |

| | | |
|--------|---|--------------|
| Holder | 2 | Mason Hayden |
|--------|---|--------------|

| | | |
|--------------|---|------------|
| Punt Returns | 4 | Jack Kiser |
|--------------|---|------------|

| | | |
|-----------------|---|---------------|
| Kickoff Returns | 4 | Jack Kiser |
| | 5 | Ezra Lewellen |

Defense

| Pos. | No. | Name |
|------|-----|------------------|
| DE | 75 | Jayson Mersch |
| DE | 63 | Garrett Schroder |

| | | |
|----|----|------------------|
| DT | 52 | Gavin James |
| DT | 68 | Jonathan Beckley |

| | | |
|----|----|-------------|
| NG | 54 | Bryce Juby |
| NG | 78 | Brady Smith |

| | | |
|----|----|---------------|
| DE | 64 | Conner Walker |
| DE | 61 | Juan Solano |

| | | |
|----|----|-----------------|
| LB | 24 | Danny Gregorich |
| LB | 7 | Noah Pearson |

| | | |
|----|----|---------------|
| LB | 80 | Dustin Sparks |
| LB | 58 | Tyler Gaumer |

| | | |
|----|----|-----------------|
| LB | 14 | Miles Von Tobel |
| LB | 20 | Austin Mersch |

| | | |
|----|---|-----------------|
| CB | 5 | Ezra Lewellen |
| CB | 3 | Calahan Kindley |

| | | |
|----|----|-----------------|
| CB | 15 | Addai Lewellen |
| CB | 16 | Matthew Nusbaum |

| | | |
|----|---|--------------|
| FS | 4 | Jack Kiser |
| FS | 2 | Mason Hayden |

| | | |
|----|----|---------------|
| SS | 10 | Nate Johnson |
| SS | 18 | Derek Wireman |

HEAD COACH PROFILE

| | | | |
|---|---|--|--|
| School : | Pioneer Junior-Senior High School | | |
| Name: | Adam Berry | | |
| Age: | 30 | | |
| Spouse's Name: | Krystle Berry | | |
| Years Married: | 6 | | |
| Children's Names, Ages: | Tate (4), Easton (23 months) & Ryker (1 month) | | |
| Current Occupation, Employer: | Physical Education Teacher at Pioneer Junior-Senior High School | | |
| No. of Yrs.: | 8 | | |
| If a teacher, what subjects and grades do you teach: | Physical Education (7-12) | | |

| | |
|--|---|
| Education | |
| High School Attended, Year Graduated: | Pioneer Junior-Senior High School (2006) |
| College Attended, Year Graduated: | Ball State University (2010) |
| Degree(s) / Major: | Bachelor of Arts in Elementary and Physical Education |

| | | |
|-------------------------------|---|-------------------------------------|
| Athletic Participation | | |
| Sport | High School Years (ie: 1972, 73) | College Years (ie: 1976, 77) |
| Football | 2002-2005 | |
| Basketball | 2002-2006 | |
| Baseball | 2003-2006 | |

| |
|--|
| As a high school or college player, have you ever competed in a State or National Championship Event in any sport? If yes, please give details: |
| No |

| | |
|--|---------------------------|
| Coaching Experience (Football Only) | |
| Years as Varsity Head Coach at Current School (ie: 5 years): | 2 years |
| Actual Years as Varsity Head Coach at Current School (ie: 1996-2000): | 2016-2107 |
| Record as Varsity Head Coach at Current School: | 28-1 |
| Overall Varsity Head Coaching Record: | 28-1 |
| Do you coach any other sports at your school? | Junior High Track & Field |

| | | | |
|---|---------------------|-----------------------------|--|
| Please list below where you've coached during your career starting with your current position: | | | |
| School | Head / Asst. | No. of Years (ie: 5) | Actual Years (ie: 1992-present) |
| Pioneer | Head | 2 | 2016-2107 |
| Pioneer | Assistant | 2 | 2014-2015 |
| | | | |
| | | | |

| | |
|--|-------------|
| Tournament Championships (As the Varsity Head Coach, list years your team won): | |
| Sectional: | 2016 & 2017 |
| Regional: | 2016 & 2017 |
| Semi-State: | 2016 & 2017 |
| State Championship: | |

| |
|---|
| Something Interesting About You Personally or Professionally That People Might Not Know: |
| My wife, Krystle, gave birth to our third son, Ryker, during the week of our sectional championship game versus Lafayette Central Catholic this season. |



Eastern Greene Thunderbirds

Class A



| Lt. | Dk. | Name | Gr. | Ht. | Wt. | Position(s) |
|-----|-----|-----------------|-----|------|-----|-------------|
| 3 | 3 | Colton Rollins | 11 | 6-1 | 150 | WR/DB |
| 5 | 5 | Cayden Sego | 12 | 5-9 | 165 | WR/DB |
| 6 | 6 | JW Howard | 12 | 6-3 | 205 | WR/DL |
| 7 | 7 | Blayne Campbell | 11 | 6-1 | 200 | RB/DB |
| 9 | 9 | Jackson Rogers | 12 | 5-10 | 160 | QB/DB |
| 10 | 10 | Eli James | 12 | 5-11 | 140 | WR/DB |
| 11 | 11 | Joel Weimer | 12 | 5-7 | 160 | WR/DB |
| 12 | 12 | JC Lewis | 10 | 5-11 | 165 | QB/DB |
| 15 | 15 | Ethan Helton | 12 | 6-2 | 175 | WR/DB |
| 21 | 21 | Jaden Evans | 11 | 5-11 | 165 | WR/DB |
| 22 | 22 | Dawson Blubaugh | 9 | 5-9 | 140 | WR/DB |
| 26 | 26 | Jarrett Long | 10 | 5-10 | 160 | RB/LB |
| 27 | 27 | Zach Terry | 11 | 6-2 | 205 | WR/LB |
| 29 | 29 | Cade Benefiel | 9 | 5-7 | 140 | WR/DB |
| 30 | 30 | Levi Southern | 11 | 5-10 | 230 | RB/LB |
| 31 | 31 | Nick Fox | 11 | 5-8 | 165 | RB/DL |
| 32 | 32 | Quin Miller | 10 | 5-10 | 170 | RB/LB |
| 33 | 33 | Jaysce Skinner | 11 | 6-4 | 175 | WR/DB |
| 34 | 34 | Ty Rollins | 9 | 6-0 | 175 | RB/LB |
| 35 | 35 | Caleb Hamilton | 12 | 6-0 | 215 | QB/DB |
| 40 | 40 | Drake Robertson | 11 | 6-0 | 160 | WR/DB |
| 42 | 42 | James Jenness | 12 | 5-9 | 145 | WR/DB |
| 43 | 43 | Brayden Farris | 12 | 6-0 | 200 | WR/LB/K |
| 46 | 46 | Reece Whaley | 12 | 5-10 | 165 | WR/DB |

| Lt. | Dk. | Name | Gr. | Ht. | Wt. | Position(s) |
|-----|-----|-----------------|-----|------|-----|-------------|
| 52 | 52 | Eli Britton | 12 | 6-3 | 220 | OL/DL |
| 53 | 53 | Jathen Thompson | 10 | 5-10 | 215 | OL/DL |
| 55 | 55 | Shon Carter | 12 | 5-8 | 165 | OL/DL |
| 56 | 56 | Wyatt Scott | 12 | 6-2 | 275 | OL/DL |
| 57 | 57 | Ethan Deckard | 9 | 5-11 | 215 | OL/DL |
| 58 | 58 | Jordan Hoggatt | 9 | 5-6 | 165 | OL/LB |
| 62 | 62 | Keith Thompson | 9 | 5-10 | 170 | OL/DL |
| 63 | 63 | Trevor Owings | 9 | 6-2 | 220 | OL/DL |
| 64 | 64 | Logan Lloyd | 12 | 6-3 | 205 | OL/DL |
| 67 | 67 | Dakota Vaught | 11 | 5-9 | 180 | OL/LB |
| 68 | 68 | Garrett Vest | 11 | 6-0 | 265 | OL/DL |
| 70 | 70 | Lukas Hamm | 10 | 5-9 | 235 | OL/DL |
| 71 | 71 | Gage Baker | 11 | 6-2 | 305 | OL/DL |
| 73 | 73 | Brendan Johnson | 9 | 6-1 | 215 | OL/DL |
| 77 | 77 | Josh Vincent | 12 | 6-3 | 300 | OL/DL |
| 79 | 79 | Brady Anderson | 12 | 5-10 | 270 | OL/DL |
| 80 | 80 | Andy Drummond | 11 | 5-10 | 145 | K |
| 81 | 81 | Issiah Thornton | 11 | 6-0 | 165 | WR/DB |
| 83 | 83 | Ivan Reeves | 9 | 5-8 | 140 | WR/DB |
| 84 | 84 | Willie Lewis | 9 | 5-11 | 140 | WR/DB |
| 90 | 90 | Austin McArtor | 9 | 5-10 | 315 | OL/DL |

Eastern Greene Thunderbirds

Class A



Team Statistics

| | Eastern Greene | Opponents |
|--------------------------------|----------------|------------|
| Total Points / Points Per Game | 627/44.8 | 170/12.1 |
| First Downs / Per Game | 387/27.6 | 300/21.4 |
| Rushing Yards / Per Game | 4013/286.6 | 1640/117.1 |
| Passing Yards / Per Game | 1860/132.9 | 1503/107.4 |
| Total Yards / Per Game | 5873/419.5 | 3143/224.5 |
| Fumbles Recovered By | 22 | 4 |
| Intercepted By | 12 | 5 |
| Total Punts / Average | 22/33.4 | 51/32 |
| Penalties / Yards | 53/441 | 49/315 |

Individual Statistics

| Scoring | G | TD | 1-Pt. | 2-Pt. | FG | TP | PPG |
|-------------------|----|----|-------|-------|----|-----|------|
| 35 Caleb Hamilton | 13 | 38 | 0 | 2 | 0 | 232 | 17.8 |
| 80 Andy Drummond | 14 | 0 | 74 | 0 | 3 | 83 | 5.9 |
| 7 Blayne Campbell | 14 | 11 | 0 | 0 | 0 | 66 | 4.7 |
| 15 Ethan Helton | 14 | 9 | 0 | 0 | 0 | 54 | 3.9 |
| 21 Jaden Evans | 14 | 7 | 0 | 0 | 0 | 42 | 3.0 |

| Rushing | G | Att. | Yds. | TD | YPG | YPC | Long |
|-------------------|----|------|------|----|-------|-----|------|
| 35 Caleb Hamilton | 13 | 295 | 2319 | 38 | 178.4 | 7.9 | 77 |
| 7 Blayne Campbell | 14 | 64 | 562 | 10 | 40.1 | 8.8 | 74 |
| 31 Nick Fox | 14 | 73 | 458 | 5 | 32.7 | 6.3 | 50 |
| 9 Jackson Rogers | 14 | 17 | 187 | 2 | 13.4 | 11 | 33 |
| 32 Quin Miller | 13 | 18 | 159 | 1 | 12.2 | 8.8 | 53 |

| Passing | G | Comp. | Att. | Int. | TD | Yds. | YPG |
|-------------------|----|-------|------|------|----|------|-------|
| 35 Caleb Hamilton | 13 | 100 | 161 | 5 | 19 | 1620 | 124.6 |
| 9 Jackson Rogers | 14 | 11 | 14 | 0 | 3 | 179 | 12.8 |
| 12 J.C. Lewis | 12 | 4 | 5 | 0 | 0 | 61 | 5.1 |

| Receiving | G | Rec. | Yds. | TD | YPG | YPC | Long |
|-----------------|----|------|------|----|------|------|------|
| 15 Ethan Helton | 14 | 32 | 598 | 9 | 42.7 | 18.7 | 93 |
| 21 Jaden Evans | 14 | 24 | 430 | 6 | 30.7 | 17.9 | 73 |
| 6 J.W. Howard | 14 | 24 | 410 | 4 | 29.3 | 17.1 | 57 |
| 11 Joel Weimer | 14 | 21 | 277 | 2 | 19.8 | 13.2 | 42 |
| 27 Zach Terry | 14 | 4 | 82 | 0 | 5.9 | 20.5 | 35 |

| Defense | G | Tackles | For Loss | Sacks | INT | FF | FR |
|-------------------|----|---------|----------|-------|-----|----|----|
| 27 Zach Terry | 14 | 126 | 12 | 1 | 0 | 2 | 1 |
| 30 Levi Southern | 14 | 113 | 14 | 1 | 0 | 0 | 1 |
| 9 Jackson Rogers | 14 | 76 | 3.5 | 0 | 5 | 1 | 1 |
| 7 Blayne Campbell | 14 | 73 | 7.5 | 0 | 0 | 0 | 3 |
| 77 Josh Vincent | 14 | 66 | 19.5 | 2.5 | 0 | 1 | 1 |
| 64 Logan Lloyd | 14 | 40 | 6.5 | 0 | 0 | 2 | 1 |

State Finals History

First Appearance

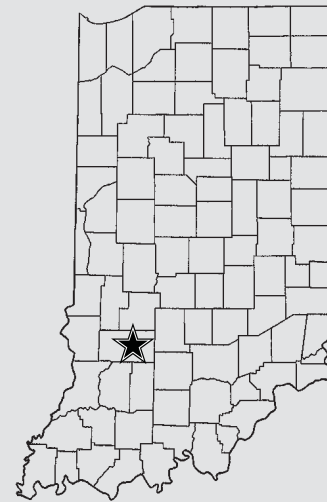


Joey Paridaen

Head Coach

34-14 (4th year)

36-32 (6th year overall)



Team Facts

City/Town: Bloomfield

County: Greene

Superintendent: Ted Baechtold

Principal: Doug Lewis

Athletic Director: Joey Paridaen

Asst. Athletic Director: Jon Neill

Head Coach: Joey Paridaen

Asst. Coaches: Jason Beeler, Alex Creamer,

Ben Hutcherson, Mike Love, Justin Scheller, Danny Tieken, Travis Wray

Statisticians: Steve Denney, Jerrad Tieman

Athletic Trainer: Chris Durr

Team Doctor: Kevin Miller

Student Managers: Talan Bullock, Sara Cain,

Becca Deckard, Maddie Deckard, Taylor Rollins

Videographer: Parker Denney

Offensive Formation: Multiple Spread

Defensive Formation: 4-2-5

Colors: Red, Black and White

Conference: Southwestern Indiana

Enrollment: 375

Last Year's W-L Record: 10-3

[@EG_Athletics](#)

Season Results (11-3)

8/18 at Springs Valley W 68-44

8/25 North Knox W 48-6

9/1 at North Daviess W 63-7

9/8 at Mitchell (FF) L 0-1

9/15 Wood Memorial W 52-0

9/23 at Perry Central (FF) L 0-1

9/29 at Edinburgh (FF) L 0-1

10/6 Linton-Stockton W 35-12

10/13 North Central (Farmersburg) W 22-14

Sectional

10/20 North Daviess W 57-0

10/27 West Washington W 41-0

11/3 at North Central (Farmersburg) W 33-14

Regional

11/10 Fountain Central W 42-19

Semi-State

11/17 at Indpls. Lutheran W 12-8

DEPTH CHART

Please list your two-deeps at each position.

Offense

| Pos. | No. | Name |
|------|-----|-----------------|
| QB | 35 | Caleb Hamilton |
| QB | 9 | Jackson Rogers |
| QB | 12 | J.C. Lewis |
| RB | 31 | Nick Fox |
| RB | 7 | Blayne Campbell |
| TE | 6 | J.W. Howard |
| TE | 27 | Zach Terry |
| SB | 21 | Jaden Evans |
| SB | 5 | Cayden Segó |
| WR | 15 | Ethan Helton |
| WR | 3 | Colton Rollins |
| WR | 11 | Joel Weimer |
| WR | 81 | Issiah Thornton |
| LT | 68 | Garrett Vest |
| LT | 67 | Dakota Vaught |
| LG | 71 | Gage Baker |
| LG | 77 | Josh Vincent |
| C | 79 | Brady Anderson |
| C | 56 | Wyatt Scott |
| RG | 56 | Wyatt Scott |
| RG | 77 | Josh Vincent |
| RT | 52 | Eli Britton |
| RT | 67 | Dakota Vaught |

Specialists

| Pos. | No. | Name |
|-----------------|-----|-----------------|
| Punter | 35 | Caleb Hamilton |
| Placekicker | 80 | Andy Drummond |
| Kickoffs | 80 | Andy Drummond |
| Long Snapper | 6 | J.W. Howard |
| Holder | 9 | Jackson Rogers |
| | 15 | Ethan Helton |
| Punt Returns | 9 | Jackson Rogers |
| Kickoff Returns | 7 | Blayne Campbell |
| | 21 | Jaden Evans |

Defense

| Pos. | No. | Name |
|------|-----|-----------------|
| DT | 77 | Josh Vincent |
| DT | 79 | Brady Anderson |
| NG | 71 | Gage Baker |
| NG | 79 | Brady Anderson |
| DE | 52 | Eli Britton |
| DE | 31 | Nick Fox |
| DE | 64 | Logan Lloyd |
| DE | 56 | Wyatt Scott |
| ILB | 30 | Levi Southern |
| ILB | 67 | Dakota Vaught |
| ILB | 27 | Zach Terry |
| ILB | 43 | Brayden Farris |
| SS | 35 | Caleb Hamilton |
| SS | 7 | Blayne Campbell |
| WS | 7 | Blayne Campbell |
| WS | 32 | Quin Miller |
| CB | 40 | Drake Robertson |
| CB | 21 | Jaden Evans |
| CB | 33 | Jaysce Skinner |
| CB | 3 | Colton Rollins |
| FS | 9 | Jackson Rogers |
| FS | 21 | Jaden Evans |

HEAD COACH PROFILE

| | |
|---|--|
| School: | Eastern Greene High School |
| Name: | Joey Paridaen |
| Age: | 36 |
| Spouse's Name: | Allison Mounts (Fiance) |
| Years Married: | |
| Children's Names, Ages: | Addison and Avery Paridaen, 7 years old |
| Current Occupation, Employer: | Eastern Greene High School, Teacher, Athletic Director and Head Football Coach |
| No. of Yrs.: | 4 |
| If a teacher, what subjects and grades do you teach: | Elective PE, Grades 10-12 |

| | |
|--|-------------------------------|
| Education: | |
| High School Attended, Year Graduated: | Gibson Southern, 1999 |
| College Attended, Year Graduated: | Oakland City University, 2011 |
| Degree(s) / Major: | Secondary Business Education |

| Athletic Participation | | |
|-------------------------------|---|-------------------------------------|
| Sport | High School Years (ie: 1972, 73) | College Years (ie: 1976, 77) |
| Gibson Southern | 1996-99 | |
| Wabash College | | 2000-01 |
| | | |

| |
|--|
| As a high school or college player, have you ever competed in a State or National Championship Event in any sport? If yes, please give details: |
| No |

| | |
|--|-----------|
| Coaching Experience (Football Only) | |
| Years as Varsity Head Coach at Current School (ie: 5 years): | 4 years |
| Actual Years as Varsity Head Coach at Current School (ie: 1996-2000): | 2014-2017 |
| Record as Varsity Head Coach at Current School: | 34-14 |
| Overall Varsity Head Coaching Record: | 36-32 |
| Do you coach any other sports at your school? | No |

| Please list below where you've coached during your career starting with your current position: | | | |
|---|---------------------|-----------------------------|--|
| School | Head / Asst. | No. of Years (ie: 5) | Actual Years (ie: 1992-present) |
| Eastern Greene | Head | 4 | 2014-2017 |
| Wood Memorial | Head | 2 | 2012-2013 |
| Gibson Southern | Asst | 8 | 2004-2011 |
| | | | |

| | |
|--|------------|
| Tournament Championships (As the Varsity Head Coach, list years your team won): | |
| Sectional: | 2016, 2017 |
| Regional: | 2017 |
| Semi-State: | 2017 |
| State Championship: | |

| |
|---|
| Something Interesting About You Personally or Professionally That People Might Not Know: |
| I enjoy grilling, cooking, and baking and would like to open my own restaurant someday. |



Woodlan Warriors

Class 2A



| Lt. | Dk. | Name | Gr. | Ht. | Wt. | Position(s) | Lt. | Dk. | Name | Gr. | Ht. | Wt. | Position(s) |
|-----|-----|------------------------|-----|------|-----|-------------|-----|-----|---------------------|-----|------|-----|-------------|
| 3 | 3 | Ben Reidy | 10 | 5-10 | 152 | QB | 50 | 50 | Isaac Meyer | 11 | 6-4 | 218 | OL/DE |
| 4 | 4 | Donald Guerrant | 12 | 6-0 | 206 | TE/LB | 51 | 51 | Andrew Miller | 10 | 5-9 | 165 | OL/LB |
| 6 | 6 | Luke Crilly | 12 | 5-6 | 166 | PK | 53 | 53 | Keegan Jones | 10 | 5-10 | 188 | OL/LB |
| 7 | 7 | Justin Durkes | 12 | 6-2 | 175 | QB | 55 | 55 | Sebastian Spieth | 11 | 6-2 | 185 | OL/LB |
| 9 | 9 | Tyra'yn Jones | 11 | 5-10 | 160 | DB | 56 | 56 | Spencer Roberson | 12 | 5-8 | 265 | OL/DL |
| 10 | 10 | Ah'Lan Howard | 12 | 6-1 | 185 | REC/DB | 57 | 57 | Dakota Quillman | 12 | 5-9 | 170 | OL/DL |
| 12 | 12 | Greg White | 12 | 5-8 | 162 | REC | 60 | 60 | Pierce Reichhart | 10 | 5-8 | 210 | OL/DL |
| 13 | 13 | Anthony Reidy | 12 | 6-1 | 160 | REC/DB | 61 | 61 | Jaden Keller | 10 | 6-0 | 200 | OL/DL |
| 14 | 14 | Carson Stier | 10 | 5-7 | 115 | REC/DB | 64 | 64 | Dane Castleman | 11 | 6-0 | 268 | OL/DL |
| 15 | 15 | Trevor Wallace | 11 | 5-11 | 180 | TE/LB | 65 | 65 | James Herron | 12 | 5-11 | 192 | TE/DL |
| 20 | 20 | Tyler Turnwald | 12 | 6-1 | 165 | REC/DB | 68 | 68 | Stephen Love | 9 | 5-4 | 212 | OL/DL |
| 21 | 21 | Amarion Hicks | 12 | 5-8 | 160 | REC/LB | 72 | 72 | Slate Edwards | 9 | 6-1 | 195 | OL/DL |
| 23 | 23 | Jack Stuckey | 11 | 5-11 | 162 | REC/DB | 75 | 75 | Kole Helmke | 9 | 6-2 | 220 | OL/DL |
| 24 | 24 | Jack Rhoades | 12 | 6-1 | 194 | RB/DB | 76 | 76 | Roger Love | 10 | 5-7 | 262 | OL/DL |
| 27 | 27 | Reggie Blackmon | 10 | 6-0 | 164 | RB/LB | 77 | 77 | Jacob Gerbers | 11 | 6-3 | 272 | OL/DL |
| 31 | 31 | Cameron Mason | 9 | 5-7 | 110 | REC/DB | 78 | 78 | Zachary Watson | 11 | 6-1 | 290 | OL/DL |
| 32 | 32 | Nathan Bradtmueller | 9 | 5-9 | 141 | QB/LB | 80 | 80 | David Bischoff | 10 | 5-10 | 150 | REC |
| 33 | 33 | Dirk Herschberger | 11 | 5-8 | 170 | REC/LB | 83 | 83 | Corey Bennett | 10 | 5-10 | 160 | REC/DB |
| 34 | 34 | Aaron Hahn | 12 | 6-4 | 187 | REC/LB | 85 | 85 | Caleb Quaintance | 9 | 5-11 | 150 | REC/LB |
| 40 | 40 | Logan Noble | 9 | 5-11 | 165 | RB/LB | 86 | 86 | David Rogers-Potter | 9 | 5-4 | 120 | DB |
| 43 | 43 | Keyshawn White | 12 | 6-1 | 175 | RB/DE | 87 | 87 | Daniel Herschberger | 10 | 5-11 | 150 | REC/DE |
| 44 | 44 | Rodrigo Villanueva-Lua | 12 | 5-9 | 215 | FB/LB | 89 | 89 | Jacob Kurtz | 9 | 5'2 | 120 | REC/DB |

Woodlan Warriors

Class 2A



Team Statistics

| | Woodlan | Opponents |
|--------------------------------|------------|------------|
| Total Points / Points Per Game | 571/40.7 | 178/12.7 |
| First Downs / Per Game | 290/20.7 | 148/10.5 |
| Rushing Yards / Per Game | 3416/244 | 1411/100.8 |
| Passing Yards / Per Game | 2593/185.2 | 1056/75.4 |
| Total Yards / Per Game | 6009/429.2 | 2467/176.2 |
| Fumbles Recovered By | 21 | 9 |
| Intercepted By | 14 | 13 |
| Total Punts / Average | 25/35.0 | 64/32.6 |
| Penalties / Yards | 89/770 | 60/535 |

Individual Statistics

| Scoring | | G | TD | 1-Pt. | 2-Pt. | FG | TP | PPG |
|---------|-----------------|----|----|-------|-------|----|-----|------|
| 24 | Jack Rhoades | 13 | 27 | 0 | 5 | 0 | 172 | 13.2 |
| 6 | Luke Crilly | 12 | 1 | 49 | 0 | 3 | 64 | 4.4 |
| 4 | Donald Guerrant | 14 | 10 | 0 | 1 | 0 | 62 | 4.4 |
| 21 | Amarion Hicks | 14 | 10 | 0 | 0 | 0 | 60 | 4.3 |
| 10 | Ah'Lan Howard | 14 | 9 | 0 | 0 | 0 | 54 | 4.3 |

| Rushing | | G | Att. | Yds. | TD | YPG | YPC | Long |
|---------|-----------------|----|------|------|----|-------|------|------|
| 24 | Jack Rhoades | 13 | 270 | 2089 | 25 | 160.7 | 7.74 | 80 |
| 21 | Amarion Hicks | 14 | 55 | 501 | 6 | 35.7 | 9.11 | 77 |
| 7 | Justin Durkes | 14 | 68 | 332 | 7 | 23.7 | 4.88 | 77 |
| 27 | Reggie Blackmon | 9 | 35 | 280 | 3 | 31.1 | 8.0 | 42 |
| 50 | Isaac Meyer | 14 | 15 | 69 | 1 | 4.9 | 4.6 | 4 |

| Passing | | G | Comp. | Att. | Int. | TD | Yds. | YPG |
|---------|-----------------|----|-------|------|------|----|------|-------|
| 7 | Justin Durkes | 14 | 149 | 237 | 14 | 31 | 2420 | 172.8 |
| 3 | Ben Reidy | 8 | 8 | 15 | 1 | 3 | 132 | 16.5 |
| 4 | Donald Guerrant | 14 | 1 | 2 | 0 | 0 | 41 | 2.9 |

| Receiving | | G | Rec. | Yds. | TD | YPG | YPC | Long |
|-----------|-----------------|----|------|------|----|------|-------|------|
| 4 | Donald Guerrant | 14 | 59 | 933 | 8 | 66.6 | 15.81 | 61 |
| 10 | Ah'Lan Howard | 14 | 29 | 646 | 10 | 46.1 | 22.28 | 55 |
| 34 | Aaron Hahn | 14 | 30 | 475 | 7 | 33.9 | 15.83 | 56 |
| 21 | Amarion Hicks | 14 | 21 | 286 | 4 | 20.4 | 13.6 | 82 |
| 24 | Jack Rhoades | 13 | 7 | 127 | 2 | 10.6 | 18.1 | 68 |

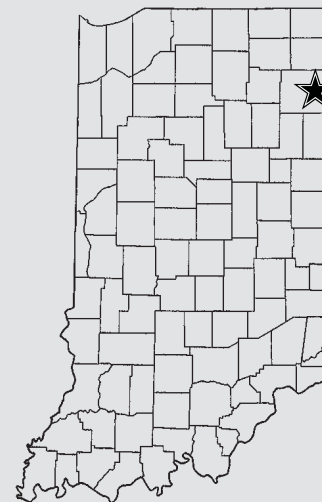
| Defense | | G | Tackles | For Loss | Sacks | INT | FF | FR |
|---------|------------------|----|---------|----------|-------|-----|----|----|
| 55 | Sebastian Spieth | 14 | 99 | 11 | 5 | 0 | 1 | 1 |
| 64 | Dane Castleman | 14 | 60 | 9 | 3 | 0 | 5 | 0 |
| 50 | Isaac Meyer | 14 | 48 | 3 | 3 | 0 | 2 | 2 |
| 23 | Jack Stuckey | 14 | 48 | 4 | 2 | 2 | 2 | 3 |
| 21 | Amarion Hicks | 14 | 45 | 4 | 2 | 4 | 3 | 2 |
| 57 | Dakota Quillman | 14 | 42 | 17 | 2.5 | 1 | 2 | 2 |

State Finals History

Runner-Up: (1) 1981 (A)
Appearances: (2) 1981 (A), 2017 (2A)



Sherwood Haydock
Head Coach
55-28 (7th year)
188-147 (30th year overall)



Team Facts

City/Town: Woodburn
County: Allen
Superintendent: Marilyn Hissong
Principal: Ronald Kammeyer
Athletic Director: David Boyce
Head Coach: Sherwood Haydock
Assistant Coaches: Chris Richey, Joe Eison, Tim Boren, Chris Albertin, Don Rhoades, Eric Kurtz, Austin Miller, Chandler Alexander, Kyle Rodriguez, Bruce Amstutz, Jacob Sommers
Student Managers: Faith Keizer, Baylee Loudon, Salma Piedra, Nicole Walter
Offensive Formation: Multiple 1 Back
Defensive Formation: 4-3
Colors: Navy and White
Conference: Allen County
Enrollment: 526
Last Year's W-L Record: 10-1
[@woodlansports](#)

Season Results (12-2)

8/18 Eastside W 35-19
8/25 Prairie Heights W 60-0
9/1 at Heritage W 67-0
9/8 Bluffton W 54-19
9/15 at Southern Wells W 43-7
9/22 Jay County W 47-6
9/30 at Lima Central Catholic (OH) L 20-27
10/6 South Adams W 25-3
10/13 at Adams Central L 21-30

Sectional

10/20 at Prairie Heights W 68-0
10/27 Wabash W 32-8
11/3 Central Noble W 44-19

Regional

11/10 at North Newton W 40-26

Semi-State

11/17 at Eastbrook W 15-14

DEPTH CHART

Please list your two-deeps at each position.

Offense

| Pos. | No. | Name |
|------|-----|---------------|
| QB | 7 | Justin Durkes |
| | 3 | Ben Reidy |

| | | |
|----|----|-----------------|
| RB | 24 | Jack Rhoades |
| | 27 | Reggie Blackmon |

| | | |
|----|----|-----------------|
| TE | 4 | Donald Guerrant |
| | 15 | Trevor Wallace |

| | | |
|----|----|---------------|
| WR | 10 | Ah'Lan Howard |
| | 13 | Anthony Reidy |

| | | |
|------|----|---------------|
| Slot | 21 | Amarion Hicks |
| | 6 | Luke Crilly |

| | | |
|----|----|-----------------|
| LT | 50 | Isaac Meyer |
| | 57 | Dakota Quillman |

| | | |
|----|----|----------------|
| LG | 64 | Dane Castleman |
| | 65 | James Herron |

| | | |
|---|----|------------------|
| C | 56 | Spencer Roberson |
| | 57 | Dakota Quillman |

| | | |
|----|----|------------------|
| RG | 55 | Sebastian Spieth |
| | 75 | Kole Helmke |

| | | |
|----|----|-----------------|
| RT | 77 | Jacob Gerbers |
| | 57 | Dakota Quillman |

| | | |
|----|----|------------|
| WR | 34 | Aaron Hahn |
| | 12 | Greg White |

Specialists

| Pos. | No. | Name |
|--------|-----|---------------|
| Punter | 34 | Aaron Hahn |
| | 7 | Justin Durkes |

| | | |
|-------------|---|-------------|
| Placekicker | 6 | Luke Crilly |
| | 3 | Ben Reidy |

| | | |
|----------|---|---------------|
| Kickoffs | 6 | Luke Crilly |
| | 7 | Justin Durkes |

| | | |
|--------------|----|-----------------|
| Long Snapper | 51 | Andrew Miller |
| | 4 | Donald Guerrant |

| | | |
|--------|----|----------------|
| Holder | 3 | Ben Reidy |
| | 15 | Trevor Wallace |

| | | |
|--------------|----|---------------|
| Punt Returns | 23 | Jack Stuckey |
| | 10 | Ah'Lan Howard |

| | | |
|-----------------|----|---------------|
| Kickoff Returns | 10 | Ah'Lan Howard |
| | 21 | Amarion Hicks |

Defense

| Pos. | No. | Name |
|------|-----|----------------|
| DT | 64 | Dane Castleman |
| | 43 | Keyshawn White |

| | | |
|----|----|-----------------|
| DT | 57 | Dakota Quillman |
| | 77 | Jacob Gerbers |

| | | |
|----|----|------------------|
| DE | 50 | Isaac Meyer |
| | 56 | Spencer Roberson |

| | | |
|----|----|-----------------|
| DE | 15 | Trevor Wallace |
| | 4 | Donald Guerrant |

| | | |
|-----|----|-----------------|
| OLB | 53 | Keegan Jones |
| | 4 | Donald Guerrant |

| | | |
|-----|----|------------------|
| ILB | 55 | Sebastian Spieth |
| | 53 | Keegan Jones |

| | | |
|-----|----|------------------|
| OLB | 21 | Amarion Hicks |
| | 87 | Dan Herschberger |

| | | |
|---|----|---------------|
| S | 23 | Jack Stuckey |
| | 9 | Tyra'yn Jones |

| | | |
|---|----|---------------|
| S | 24 | Jack Rhoades |
| | 7 | Justin Durkes |

| | | |
|----|----|---------------|
| CB | 10 | Ah'Lan Howard |
| | 13 | Anthony Reidy |

| | | |
|----|----|----------------|
| CB | 20 | Tyler Turnwald |
| | 21 | Amarion Hicks |

HEAD COACH PROFILE

| | | | |
|--|--|---|--|
| School: | Woodlan Jr/Sr High School | | |
| Name: | Sherwood Haydock | | |
| Age: | 58 | | |
| Spouse's Name: | Cindy Haydock | | |
| Years Married: | 40 | | |
| Children's Names, Ages: | Jackie(33), Ashley(30), Zac Bo(23) | | |
| Current Occupation, Employer: | Teacher, East Allen County Schools | | |
| No. of Yrs.: | 17 - with East Allen County Schools | | |
| If a teacher, what subjects and grades do you teach: | Grades 7-12 Physical Education & Health | | |
| Education | | | |
| High School Attended, Year Graduated: | Greenfield Central, 1977 | | |
| College Attended, Year Graduated: | University of Indianapolis, 1982 | | |
| Degree(s) / Major: | Business Education - Major, Physical Education - Minor | | |
| Athletic Participation | | | |
| Sport | High School Years (ie: 1972, 73) | College Years (ie: 1976, 77) | |
| Football | 73-77 | | |
| Baseball | 73-77 | | |
| As a high school or college player, have you ever competed in a State or National Championship Event in any sport? If yes, please give details: | | | |
| Played in 1975 Indiana HS Football State Championship Game - Runners-up | | | |
| Coaching Experience (Football Only) | | | |
| Years as Varsity Head Coach at Current School (ie: 5 years): | 7 | | |
| Actual Years as Varsity Head Coach at Current School (ie: 1996-2000): | 2011-present | | |
| Record as Varsity Head Coach at Current School: | 55-28 | | |
| Overall Varsity Head Coaching Record: | 188-147 | | |
| Do you coach any other sports at your school? | No | | |
| Please list below where you've coached during your career starting with your current position: | | | |
| School | Head / Asst. | No. of Years (ie: 5) | Actual Years (ie: 1992-present) |
| Woodlan HS | Head | 7 | 2011-present |
| Paul Harding HS | Head | 11 | 2000-2010 |
| River Forest HS | Head | 2 | 1998-1999 |
| Northwestern HS | Head | 3 | 1995-1997 |
| Whiting HS | Head | 7 | 1988-1994 |
| Tournament Championships (As the Varsity Head Coach, list years your team won): | | | |
| Sectional: | 6 | | |
| Regional: | 4 | | |
| Semi-State: | 3 | | |
| State Championship: | 1 | | |
| Something Interesting About You Personally or Professionally That People Might Not Know: | | | |
| Coached 7 state runners-up in high school track while at Paul Harding High School | | | |



Southridge Raiders

Class 2A



| Lt. | Dk. | Name | Gr. | Ht. | Wt. | Position(s) | Lt. | Dk. | Name | Gr. | Ht. | Wt. | Position(s) |
|-----|-----|--------------------|-----|------|-----|-------------|-----|-----|--------------------|-----|------|-----|-------------|
| 2 | 2 | Jayce Harter | 12 | 6-2 | 198 | S/QB | 51 | 51 | Connor Oxley | 10 | 5-11 | 194 | DL/OL |
| 3 | 3 | Caden Harmon | 11 | 5-8 | 148 | DB/RB | 52 | 52 | Tyler Bolen | 11 | 6-1 | 182 | LB/OL |
| 4 | 4 | Chanler Balsmeyer | 10 | 5-8 | 158 | LB/RB | 53 | 53 | Colton O'Brien | 12 | 5-11 | 184 | LB/OL |
| 6 | 6 | Patrick Sander | 11 | 5-9 | 138 | DB/SE | 55 | 55 | Jose Chavez | 12 | 6-1 | 214 | DL/OL |
| 7 | 7 | Seth Nunamaker | 11 | 5-11 | 161 | S/QB | 56 | 56 | Mitchell Carter | 12 | 6-3 | 211 | DL/OL |
| 8 | 8 | Tucker Schank | 11 | 5-11 | 167 | S/RB | 57 | 57 | Wes Allen | 10 | 6-1 | 171 | LB/OL |
| 9 | 9 | Logan Seger | 11 | 6-0 | 176 | LB/TE | 58 | 58 | Jayvin Thewes | 11 | 6-1 | 232 | DL/OL |
| 11 | 11 | Grant Maxey | 12 | 6-2 | 176 | DB/SE | 60 | 60 | Jeffrey Echeverria | 10 | 5-8 | 149 | DL/OL |
| 12 | 12 | Colin Smith | 12 | 6-0 | 172 | DB/RB | 61 | 61 | Ben Hudson | 11 | 6-1 | 236 | DL/OL |
| 14 | 14 | Brad Springer | 10 | 5-9 | 164 | LB/RB | 62 | 62 | Sebastian Street | 10 | 5-7 | 142 | LB/OL |
| 16 | 16 | Matt Price | 11 | 6-0 | 168 | S/SE | 64 | 64 | Jose Calderon | 12 | 5-10 | 204 | K |
| 18 | 18 | Sam Schroeder | 10 | 5-11 | 156 | LB/RB | 66 | 66 | Kortland Hartke | 12 | 6-0 | 201 | LB/OL |
| 23 | 23 | Jeovany Dubon | 11 | 5-10 | 167 | K | 67 | 67 | Derek Brunsman | 11 | 5-9 | 186 | DL/OL |
| 24 | 24 | Austin Kaeck | 10 | 6-0 | 151 | DB/SE | 68 | 68 | Cade Patton | 10 | 6-0 | 258 | DL/OL |
| 25 | 25 | Jacob Masterson | 12 | 6-1 | 153 | DB/RB | 72 | 72 | Matt Gentry | 11 | 5-10 | 263 | DL/OL |
| 27 | 27 | Justin Lammers | 12 | 6-0 | 176 | LB/TE | 73 | 73 | Jonathan Blocker | 12 | 5-10 | 228 | DL/OL |
| 28 | 28 | Cole Calvert | 10 | 6-0 | 184 | LB/RB | 74 | 74 | Wyatt Kramer | 11 | 6-2 | 267 | DL/OL |
| 33 | 33 | Garrett Voegerl | 10 | 6-2 | 158 | DB/SE | 76 | 76 | Devin Murphy | 11 | 6-3 | 251 | DL/OL |
| 36 | 36 | Jude Songer | 10 | 6-0 | 153 | LB/RB | 77 | 77 | Jesse Prickett | 10 | 5-11 | 172 | DL/OL |
| 38 | 38 | Trevor Hunefeld | 10 | 6-0 | 157 | LB/TE | 79 | 79 | Wes Keusch | 10 | 6-2 | 207 | DL/OL |
| 40 | 40 | Cort Gerber | 10 | 5-11 | 161 | S/QB | 80 | 80 | Colson Montgomery | 9 | 6-4 | 174 | S/QB |
| 43 | 43 | Austin Burton | 10 | 5-10 | 136 | DB/RB | 84 | 84 | Jadon Culbertson | 10 | 5-8 | 152 | S/SE |
| 44 | 44 | Chase Taylor | 9 | 6-0 | 171 | LB/RB | 87 | 87 | Camden Gasser | 9 | 5-9 | 131 | DB/SE |
| 45 | 45 | Kyler Neukam | 11 | 6-2 | 211 | DL/TE | 89 | 89 | Tristan Boerner | 11 | 5-8 | 132 | DB/SE |
| 46 | 46 | Leyton Lauderdale | 9 | 6-2 | 201 | DL/TE | | | | | | | |
| 47 | 47 | Caymen Dotterweich | 10 | 5-10 | 195 | LB/RB | | | | | | | |

Southridge Raiders

Class 2A



Team Statistics

| | Southridge | Opponents |
|--------------------------------|------------|-----------|
| Total Points / Points Per Game | 496/35.4 | 199/14.2 |
| First Downs / Per Game | N/A | N/A |
| Rushing Yards / Per Game | 4019/287.1 | N/A |
| Passing Yards / Per Game | 1593/113.8 | N/A |
| Total Yards / Per Game | 5612/400.9 | N/A |
| Fumbles Recovered By | 13 | 7 |
| Intercepted By | 23 | 7 |
| Total Punts / Average | 30/29.2 | N/A |
| Penalties / Yards | 49/482 | 58/467 |

Individual Statistics

| Scoring | G | TD | 1-Pt. | 2-Pt. | FG | TP | PPG |
|-----------------|----|----|-------|-------|----|-----|------|
| 8 Tucker Schank | 14 | 28 | 0 | 2 | 0 | 170 | 12.1 |
| 2 Jayce Harter | 14 | 12 | 0 | 0 | 0 | 72 | 5.1 |
| 12 Colin Smith | 14 | 8 | 0 | 0 | 0 | 48 | 3.4 |
| 11 Grant Maxey | 14 | 7 | 0 | 0 | 0 | 42 | 3.0 |

| Rushing | G | Att. | Yds. | TD | YPG | YPC | Long |
|----------------------|----|------|------|----|------|------|------|
| 8 Tucker Schank | 14 | 221 | 1251 | 26 | 89.4 | 5.7 | 57 |
| 2 Jayce Harter | 14 | 178 | 1167 | 12 | 83.4 | 6.6 | 56 |
| 12 Colin Smith | 14 | 83 | 732 | 6 | 52.3 | 8.8 | 71 |
| 80 Colson Montgomery | 7 | 12 | 196 | 1 | 28 | 16.3 | 84 |

| Passing | G | Comp. | Att. | Int. | TD | Yds. | YPG |
|----------------------|----|-------|------|------|----|------|-------|
| 2 Jayce Harter | 14 | 95 | 164 | 7 | 13 | 1570 | 112.1 |
| 7 Seth Nunamaker | 13 | 1 | 1 | 0 | 0 | 9 | 0.1 |
| 80 Colson Montgomery | 7 | 4 | 6 | 0 | 0 | 14 | 2 |

| Receiving | G | Rec. | Yds. | TD | YPG | YPC | Long |
|--------------------|----|------|------|----|------|------|------|
| 11 Grant Maxey | 14 | 29 | 645 | 6 | 46 | 22.2 | 94 |
| 16 Matt Price | 14 | 23 | 278 | 1 | 16 | 10.1 | 55 |
| 12 Colin Smith | 14 | 12 | 256 | 2 | 18 | 21.3 | 67 |
| 8 Tucker Schank | 14 | 12 | 191 | 2 | 13.6 | 15.9 | 51 |
| 33 Garrett Voegerl | 13 | 7 | 110 | 1 | 8.5 | 15.7 | 34 |

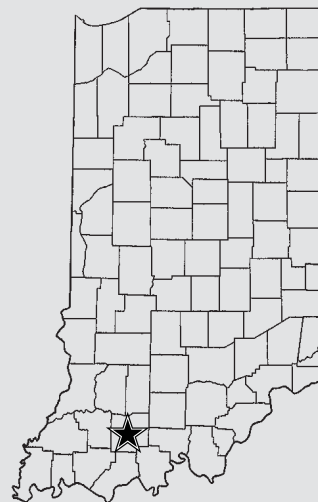
| Defense | G | Tackles | For Loss | Sacks | INT | FF | FR |
|--------------------|----|---------|----------|-------|-----|----|----|
| 28 Cole Calvert | 14 | 122 | 20 | 1 | 0 | 1 | 3 |
| 9 Logan Seger | 14 | 79 | 9 | 1 | 1 | 0 | 0 |
| 27 Justin Lammers | 14 | 74 | 19 | 1 | 1 | 0 | 0 |
| 66 Kortland Hartke | 14 | 61 | 18 | 5 | 0 | 3 | 0 |
| 56 Mitchell Carter | 14 | 60 | 22 | 4 | 0 | 0 | 0 |

State Finals History

Runner-Up: (3) 1982 (A), 2002 (2A), 2006 (2A)
 Appearances: (4) 1982 (A), 2002 (2A), 2006 (2A), 2017 (2A)



Scott Buening
 Head Coach
 47-15 (5th year)
 59-43 (overall record)



Team Facts

City/Town: Huntingburg
 County: Dubois
 Superintendent: Tim LaGrange
 Principal: Chad Sickbert
 Athletic Director: Brett Bardwell
 Head Coach: Scott Buening
 Assistant Coaches: Steve Winkler, Brad Ohanian, Kelly Murphy, EJ Michel, Terry Jones, Jay Maxey, Elliot Meyer, Chad Wertman, Lukas Messmer, Travis Leistner, Jason Songer, Jesse Evans, Donnie Kramer, Logan Sollman, Riley Schwoeppe
 Student Managers: Jenna Broecker, LeAndra Pund, Kristyn Lawrence, Ashley Sutton, Caitlyn Lee, Allyson Buening
 Offensive Formation: Wing-T
 Defensive Formation: 3-4
 Colors: Red, Black and White
 Conference: Pocket
 Enrollment: 533
 Last Year's W-L Record: 10-2
 @SouthridgeR

Season Results (12-2)

8/18 at Linton-Stockton W 17-16
 8/25 at Jasper L 21-28
 9/1 Forest Park W 47-7
 9/8 North Posey W 34-13
 9/15 at South Spencer W 56-7
 9/22 Tell City W 55-6
 9/29 at Heritage Hills W 17-7
 10/6 Pike Central W 56-8
 10/13 Gibson Southern L 14-55

Sectional

10/20 South Spencer W 46-7
 10/27 Linton-Stockton W 20-0
 11/3 at Evansville Mater Dei (OT) W 38-31

Regional

11/10 Providence W 47-7

Semi-State

11/18 Indpls. Scecina Memorial W 24-7

DEPTH CHART

Please list your two-deeps at each position.

Offense

| Pos. | No. | Name |
|------|-----|-----------------|
| QB | 2 | Jayce Harter |
| | | |
| WB | 12 | Colin Smith |
| | | |
| WB | 8 | Tucker Schank |
| | | |
| FB | 28 | Cole Calvert |
| FB | | |
| C | 74 | Wyatt Kramer |
| | | |
| G | 53 | Colton O'Brien |
| | | |
| G | 56 | Mitchell Carter |
| | | |
| T | 55 | Jose Chavez |
| | | |
| T | 72 | Matt Gentry |
| | | |
| TE | 45 | Kyler Neukam |
| | | |
| WR | 11 | Grant Maxey |
| | | |

Specialists

| Pos. | No. | Name |
|-----------------|-----|---------------|
| Punter | 44 | Chase Taylor |
| | | |
| Placekicker | 23 | Jeovany Dubon |
| | | |
| Kickoffs | 23 | Jeovany Dubon |
| | | |
| Long Snapper | 74 | Wyatt Kramer |
| | | |
| Holder | 2 | Jayce Harter |
| | | |
| Punt Returns | 8 | Tucker Schank |
| | | |
| Kickoff Returns | 8 | Tucker Schank |
| | | |
| | 12 | Colin Smith |

Defense

| Pos. | No. | Name |
|------|-----|-----------------|
| NT | 72 | Matt Gentry |
| | | |
| DE | 55 | Jose Chavez |
| | | |
| DE | 56 | Mitchell Carter |
| | | |
| LB | 66 | Kortland Hartke |
| | | |
| LB | 28 | Cole Calvert |
| | | |
| LB | 9 | Logan Seger |
| | | |
| LB | 27 | Justin Lammers |
| | | |
| C | 11 | Grant Maxey |
| | | |
| C | 25 | Jacob Matterson |
| | | |
| FS | 2 | Jayce Harter |
| | | |
| SS | 8 | Tucker Schank |
| | | |

HEAD COACH PROFILE

| | |
|---|----------------------|
| School: | Southridge |
| Name: | Scott Buening |
| Age: | 41 |
| Spouse's Name: | Stephanie |
| Years Married: | 14 |
| Children's Names, Ages: | Allyson 12, Jake 9 |
| Current Occupation, Employer: | Teacher/Coach at SHS |
| No. of Yrs.: | 5 |
| If a teacher, what subjects and grades do you teach: | PE |

| | |
|--|--------------------------|
| Education | |
| High School Attended, Year Graduated: | North Decatur 1995 |
| College Attended, Year Graduated: | Hanover College 1999 |
| Degree(s) / Major: | Hanover BS Ball State MA |

| Athletic Participation | | |
|-------------------------------|-------------------------------------|---------------------------------|
| Sport | High School Years (ie: 1972, 73) | College Years (ie: 1976, 77) |
| Football | 1991-95 | 1995 - 1999 |
| Basketball | 1991-95 | |
| Baseball | 1991-95 | |

| |
|--|
| As a high school or college player, have you ever competed in a State or National Championship Event in any sport? If yes, please give details: |
| NO |

| | |
|--|-----------|
| Coaching Experience (Football Only) | |
| Years as Varsity Head Coach at Current School (ie: 5 years): | 5 |
| Actual Years as Varsity Head Coach at Current School (ie: 1996-2000): | 5 |
| Record as Varsity Head Coach at Current School: | 47-15 |
| Overall Varsity Head Coaching Record: | 59-43 |
| Do you coach any other sports at your school? | BoysTrack |

| Please list below where you've coached during your career starting with your current position: | | | |
|---|--------------|-------------------------|------------------------------------|
| School | Head / Asst. | No. of Years (ie: 5) | Actual Years (ie: 1992-present) |
| EV Harrison | asst | 1 | 2001 |
| East Central | asst | 7 | 2002-2008 |
| Jennings County | asst | 4 | 2009-2012 |
| Southridge | Head Coach | 5 | 2013- present |
| | | | |

| | |
|--|-----------|
| Tournament Championships (As the Varsity Head Coach, list years your team won): | |
| Sectional: | 2013 2017 |
| Regional: | 2017 |
| Semi-State: | 2017 |
| State Championship: | |

| |
|---|
| Something Interesting About You Personally or Professionally That People Might Not Know: |
| Enjoy working with kids , spending time with my family , |



Brebeuf Jesuit Braves

Class 3A



| Lt. | Dk. | Name | Gr. | Ht. | Wt. | Position(s) |
|-----|-----|-------------------|-----|------|-----|-------------|
| 3 | 3 | Brandon Ozobu | 10 | 5-10 | 150 | RB/CB |
| 4 | 4 | Caleb Ellison | 10 | 6-1 | 155 | QB/FS |
| 5 | 5 | Roderick Jones | 12 | 5-11 | 160 | HB |
| 6 | 6 | James Dix | 10 | 5-8 | 125 | WR/CB |
| 7 | 7 | Clay Mayer | 12 | 6-3 | 200 | WR/DE |
| 8 | 8 | Will Turner | 11 | 5-11 | 180 | RB |
| 9 | 9 | Simon Banks | 11 | 6-1 | 195 | CB |
| 10 | 10 | Noah Delumpa | 12 | 5-11 | 185 | RB |
| 11 | 11 | Michael Bales | 11 | 5-11 | 165 | WR/LB |
| 12 | 12 | Jacob Pressler | 12 | 6-4 | 195 | WR/FS |
| 13 | 13 | Derrick Ozobu | 12 | 6-2 | 185 | QB |
| 14 | 14 | Micah Jackson | 12 | 6-0 | 165 | LB |
| 15 | 15 | Drake Hagerman | 9 | 5-8 | 145 | QB/LB |
| 16 | 16 | Liam Murphy | 10 | 5-10 | 155 | QB |
| 17 | 17 | Tyler Andrews | 12 | 5-11 | 180 | LS |
| 18 | 18 | Gabe Wright | 10 | 5-7 | 145 | HB/DB |
| 19 | 19 | Trevor Roessler | 9 | 5-10 | 125 | WR/DB |
| 20 | 20 | Miles McIlwain | 12 | 6-1 | 165 | CB/WR |
| 21 | 21 | Coleton Bickle | 12 | 5-9 | 145 | HB/CB |
| 22 | 22 | Adam VanderKooy | 11 | 6-0 | 180 | RB/FS |
| 23 | 23 | Sam Salentine | 11 | 6-2 | 180 | RB/LB |
| 26 | 26 | Daniel Ingram | 12 | 6-0 | 180 | DB |
| 27 | 27 | Julius Dickerson | 9 | 5-10 | 140 | QB/DB |
| 28 | 28 | Will Dapp | 9 | 5-11 | 150 | WR/DB |
| 29 | 29 | Charlie Dapp | 11 | 5-10 | 160 | RB/DB |
| 30 | 30 | Chris Strawn | 9 | 5-10 | 155 | RB/LB |
| 31 | 31 | Owen Rosen | 10 | 5-11 | 160 | WR/LB |
| 32 | 32 | Isiah Martin | 9 | 5-9 | 165 | RB/LB |
| 33 | 33 | Thomas Wilson | 12 | 6-1 | 175 | DB |
| 34 | 34 | Dillon Howell | 12 | 6-0 | 195 | LB/RB |
| 35 | 35 | Alec Bevelhimer | 10 | 6-1 | 185 | PK/P |
| 36 | 36 | Parker Passarelli | 9 | 5-5 | 125 | WR/DB |
| 37 | 37 | Alex Potts | 11 | 5-8 | 145 | PK |
| 38 | 38 | Gabbie Lindeman | 9 | 5-2 | 120 | PK |

| Lt. | Dk. | Name | Gr. | Ht. | Wt. | Position(s) |
|-----|-----|---------------------|-----|------|-----|-------------|
| 39 | 39 | Max Cookerly | 9 | 6-0 | 160 | RB/DL |
| 41 | 41 | Tony Watson | 9 | 5-11 | 140 | WR/DB |
| 44 | 44 | Jay Higgins | 10 | 6-2 | 210 | TE/LB |
| 46 | 46 | Kevin Carthy | 12 | 5-11 | 185 | LB |
| 50 | 50 | Livingstan Benjamin | 10 | 6-1 | 260 | OL/DL |
| 52 | 52 | Brandon Wertz | 12 | 5-10 | 175 | OL/LB |
| 53 | 53 | A.J. Neier | 12 | 6-0 | 235 | OL/DL |
| 54 | 54 | Stephen Walker | 12 | 6-3 | 280 | OL/DL |
| 55 | 55 | Tyler Miller | 11 | 5-10 | 270 | OL/DL |
| 56 | 56 | James Kroot | 12 | 6-0 | 200 | LB/OL |
| 58 | 58 | Jake Fitzgerald | 9 | 6-1 | 230 | OL/LB |
| 59 | 59 | Sam Neier | 9 | 5-11 | 185 | OL/LB |
| 60 | 60 | Anthony Gomez | 9 | 5-8 | 200 | OL/DL |
| 61 | 61 | Eli Neier | 9 | 5-11 | 185 | OL/LB |
| 63 | 63 | Ticen Abdul-Majid | 9 | 6-2 | 180 | OL/DL |
| 65 | 65 | Bradley Bundrant | 9 | 5-9 | 150 | OL/LB |
| 67 | 79 | Devin Harrison | 12 | 6-3 | 225 | OL/DL |
| 68 | 68 | Liam Walsh | 9 | 5-10 | 165 | OL/LB |
| 70 | 70 | Reece Donovan | 9 | 5-7 | 180 | OL/DL |
| 72 | 72 | Sawyer Rothermel | 10 | 5-9 | 165 | OL/LB |
| 74 | 74 | Justin Spaulding | 11 | 6-2 | 220 | OL/DL |
| 75 | 75 | Max Siegel | 12 | 6-3 | 290 | OL/DL |
| 78 | 78 | Leo Magid | 11 | 6-0 | 150 | OL/DL |
| 80 | 80 | Carson Mathis | 9 | 5-9 | 135 | WR/DL |
| 81 | 81 | Christian Troupe | 9 | 5-6 | 130 | WR/DB |
| 82 | 82 | Brendan Petrie | 9 | 5-7 | 140 | WR/DB |
| 83 | 83 | Matt Pahl | 9 | 5-5 | 110 | WR/DB |
| 84 | 84 | Nalen Wade | 11 | 5-9 | 140 | HB/CB |
| 85 | 85 | Adam Delumpa | 9 | 5-8 | 135 | WR/DB |
| 86 | 86 | Braeden Sanders | 9 | 5-9 | 145 | QB/DB |
| 87 | 87 | Spencer Alaimo | 9 | 5-9 | 135 | WR/LB |
| 88 | 88 | Greg Coleman | 11 | 5-11 | 160 | WR/DB |
| 89 | 89 | Tom Werner | 12 | 6-5 | 190 | TE |

Brebeuf Jesuit Braves

Class 3A



Team Statistics

| | Brebeuf Jesuit | Opponents |
|--------------------------------|----------------|------------|
| Total Points / Points Per Game | 341/24.4 | 203/14.4 |
| First Downs / Per Game | 178/12.7 | 198/14.1 |
| Rushing Yards / Per Game | 1351/96.5 | 1559/111.4 |
| Passing Yards / Per Game | 2059/147.1 | 1915/136.8 |
| Total Yards / Per Game | 3410/243.6 | 3474/248.1 |
| Fumbles Recovered By | 11 | 8 |
| Intercepted By | 18 | 14 |
| Total Punts / Average | 54/33.9 | 63/29.0 |
| Penalties / Yards | 65/511 | 67/453 |



Individual Statistics

| Scoring | G | TD | 1-Pt. | 2-Pt. | FG | TP | PPG |
|-------------------|----|----|-------|-------|----|----|------|
| 37 Alex Potts | 14 | 0 | 38 | 0 | 10 | 68 | 4.86 |
| 12 Jacob Pressler | 14 | 11 | 0 | 0 | 0 | 66 | 4.71 |
| 18 Gabe Wright | 14 | 8 | 0 | 0 | 0 | 48 | 3.43 |
| 32 Isiah Martin | 13 | 5 | 0 | 1 | 0 | 32 | 2.46 |
| 13 Derrick Ozobu | 14 | 5 | 0 | 0 | 0 | 30 | 2.14 |

| Rushing | G | Att. | Yds. | TD | YPG | YPC | Long |
|------------------|----|------|------|----|------|-----|------|
| 32 Isiah Martin | 13 | 131 | 643 | 5 | 49.4 | 4.9 | 57 |
| 10 Noah Delumpa | 6 | 32 | 176 | 0 | 29.3 | 5.5 | 18 |
| 29 Charlie Dapp | 8 | 41 | 153 | 1 | 19.1 | 3.7 | 18 |
| 13 Derrick Ozobu | 14 | 132 | 135 | 5 | 9.6 | 1.0 | 80 |

| Passing | G | Comp. | Att. | Int. | TD | Yds. | YPG |
|------------------|----|-------|------|------|----|------|-------|
| 13 Derrick Ozobu | 14 | 182 | 328 | 13 | 19 | 2039 | 145.6 |
| 4 Caleb Ellison | 1 | 1 | 2 | 0 | 0 | -3 | -3.0 |

| Receiving | G | Rec. | Yds. | TD | YPG | YPC | Long |
|-------------------|----|------|------|----|------|------|------|
| 12 Jacob Pressler | 14 | 70 | 833 | 10 | 59.5 | 11.9 | 49 |
| 18 Gabe Wright | 14 | 39 | 397 | 4 | 28.4 | 10.2 | 47 |
| 89 Tom Werner | 14 | 33 | 304 | 2 | 21.7 | 9.2 | 23 |
| 20 Miles McIlwain | 10 | 7 | 181 | 1 | 18.1 | 25.9 | 79 |
| 7 Clay Mayer | 5 | 7 | 92 | 0 | 18.4 | 13.1 | 40 |

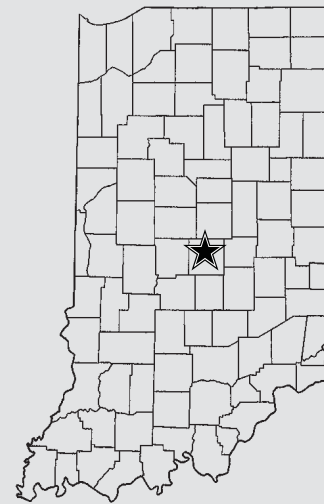
| Defense | G | Tackles | For Loss | Sacks | INT | FF | FR |
|------------------|----|---------|----------|-------|-----|----|----|
| 44 Jay Higgins | 14 | 144 | 11 | 4 | 0 | 4 | 1 |
| 56 James Kroot | 14 | 99 | 9 | 1 | 3 | 2 | 2 |
| 34 Dillon Howell | 14 | 94 | 13 | 2 | 3 | 0 | 1 |
| 26 Daniel Ingram | 14 | 67 | 4 | 0 | 1 | 0 | 0 |
| 9 Simon Banks | 14 | 60 | 2 | 0 | 5 | 0 | 3 |
| 7 Clay Mayer | 12 | 56 | 8 | 2 | 0 | 0 | 0 |

State Finals History

Runner-Up: (1) 2013 (3A)
Appearances: (2) 2013 (3A), 2017 (3A)



Mic Roessler
Head Coach
37-23 (5th year)
37-23 (5th year overall)



Team Facts

City/Town: Indianapolis
County: Marion
President: Father Jack Dennis S/J
Principal: Greg Van Slambrook
Athletic Director: Ted Hampton
Head Coach: Mic Roessler
Asst. Athletic Directors: Jake Weinstein, Todd Howard
Assistant Coaches: Matt Boltz, Kwasi Clark, Joel Clem, Daniel Eason, Tony Jarana, Ben Jones, Matt Kistler, Kyle Koehne, Matt McCarroll, Brad Weinstein, Jake Weinstein, Tony West
Student Managers: Madi Androne, Catherine Kelly, Austin Miller, Ana Mendoza, Kate Scheetz, Owen Williams, Caleb Yonker
Offensive Formation: Spread
Defensive Formation: 3-5
Colors: Maroon and Gold
Conference: Circle City
Enrollment: 820
Last Year's W-L Record: 5-5
@BrebeufSports

Season Results (10-4)

8/18 Indpls. Bishop Chatard L 17-27
8/25 Indpls. Arsenal Tech W 37-0
9/1 at Indpls. Cardinal Ritter L 14-21
9/8 Zionsville L 18-21
9/15 at Culver Academies W 17-14
9/22 at Roncalli L 18-45
9/30 Guerin Catholic W 21-7
10/6 at Hamilton Southeastern W 30-0
10/13 Westfield W 28-24

Sectional

10/20 at Guerin Catholic W 21-6
10/27 at Blackford W 42-14
11/3 Southmont W 48-14

Regional

11/10 West Lafayette W 13-10

Semi-State

11/17 at Mishawaka Marian W 17-0

DEPTH CHART

Please list your two-deeps at each position.

Offense

| Pos. | No. | Name |
|------|-----|-----------------|
| C | 53 | A.J. Neier |
| | 58 | Jake Fitzgerald |

| | | |
|---|----|---------------------|
| G | 50 | Livingstan Benjamin |
| | 56 | James Kroot |

| | | |
|---|----|-------------|
| G | 75 | Max Siegel |
| | 56 | James Kroot |

| | | |
|---|-------|----------------|
| T | 67/79 | Devin Harrison |
| | 52 | Brandon Wertz |

| | | |
|---|----|---------------|
| T | 54 | Deuce Walker |
| | 52 | Brandon Wertz |

| | | |
|----|----|---------------|
| QB | 13 | Derrick Ozobu |
| | 4 | Caleb Ellison |

| | | |
|----|----|---------------|
| RB | 10 | Noah Delumpa |
| | 32 | Isaiah Martin |

| | | |
|----|----|-------------|
| TE | 89 | Tom Werner |
| | 44 | Jay Higgins |

| | | |
|----|----|---------------|
| WR | 18 | Gabe Wright |
| | 20 | Miles Mclwain |

| | | |
|----|----|---------------|
| WR | 11 | Michael Bales |
| | 6 | James Dix |

| | | |
|----|----|----------------|
| WR | 12 | Jacob Pressler |
| | 20 | Miles Mclwain |

Specialists

| Pos. | No. | Name |
|--------|-----|-----------------|
| Punter | 35 | Alec Bevelhimer |
| | 34 | Dillon Howell |

| | | |
|-------------|----|-----------------|
| Placekicker | 37 | Alex Potts |
| | 35 | Alec Bevelhimer |

| | | |
|----------|----|-----------------|
| Kickoffs | 35 | Alec Bevelhimer |
| | 37 | Alex Potts |

| | | |
|--------------|----|-----------------|
| Long Snapper | 17 | Tyler Andrews |
| | 58 | Jake Fitzgerald |

| | | |
|--------|----|------------------|
| Holder | 89 | Tom Werner |
| Holder | 22 | Adam Vander Kooy |

| | | |
|--------------|----|---------------|
| Punt Returns | 18 | Gabe Wright |
| | 20 | Miles Mclwain |

| | | |
|-----------------|----|---------------|
| Kickoff Returns | 18 | Gabe Wright |
| | 20 | Miles Mclwain |

Defense

| Pos. | No. | Name |
|------|-----|--------------|
| N | 55 | Tyler Miller |
| | 75 | Max Siegel |

| | | |
|----|-------|---------------------|
| DT | 67/79 | Devin Harrison |
| | 50 | Livingstan Benjamin |

| | | |
|----|----|---------------|
| DT | 54 | Deuce Walker |
| | 52 | Brandon Wertz |

| | | |
|-----|----|---------------|
| ILB | 44 | Jay Higgins |
| | 14 | Micah Jackson |

| | | |
|-----|----|---------------|
| ILB | 56 | James Kroot |
| | 14 | Micah Jackson |

| | | |
|-----|----|---------------|
| ILB | 7 | Clay Mayer |
| | 14 | Micah Jackson |

| | | |
|-----|----|---------------|
| OLB | 26 | Daniel Ingram |
| | 88 | Greg Coleman |

| | | |
|-----|----|---------------|
| OLB | 34 | Dillon Howell |
| | 88 | Greg Coleman |

| | | |
|----|----|---------------|
| CB | 20 | Miles Mclwain |
| | 18 | Gabe Wright |

| | | |
|----|----|---------------|
| CB | 33 | Thomas Wilson |
| | 10 | Noah Delumpa |

| | | |
|----|----|------------------|
| FS | 9 | Simon Banks |
| | 22 | Adam Vander Kooy |

HEAD COACH PROFILE

| | |
|---|--|
| School: | Brebeuf Jesuit Preparatory School |
| Name: | Mic Roessler |
| Age: | 48 |
| Spouse's Name: | Vicki Roessler |
| Years Married: | 27 |
| Children's Names, Ages: | Courtney (26), Mick (24), Trevor (15) |
| Current Occupation, Employer: | Teacher / Coach, Brebeuf Jesuit |
| No. of Yrs.: | 5 |
| If a teacher, what subjects and grades do you teach: | Drawing, Graphic Design, Painting & Ceramics, 9-12 th Grade |

| | |
|--|-----------------------------|
| Education | |
| High School Attended, Year Graduated: | Beech Grove, 1988 |
| College Attended, Year Graduated: | Ball State University, 1993 |
| Degree(s) / Major: | Visual Art |

| | | |
|-------------------------------|---|-------------------------------------|
| Athletic Participation | | |
| Sport | High School Years (ie: 1972, 73) | College Years (ie: 1976, 77) |
| Football | 1984,85,86,88 | 1988, 89, 90, 91 |
| Wrestling | 1984,85,86,88 | |
| Baseball | 1984,85,86,88 | |

| |
|--|
| As a high school or college player, have you ever competed in a State or National Championship Event in any sport? If yes, please give details: |
| Wrestling State Finals 1987, 88 |

| | |
|--|--------------|
| Coaching Experience (Football Only) | |
| Years as Varsity Head Coach at Current School (ie: 5 years): | 5 years |
| Actual Years as Varsity Head Coach at Current School (ie: 1996-2000): | 2013-Present |
| Record as Varsity Head Coach at Current School: | 37-23 |
| Overall Varsity Head Coaching Record: | 37-23 |
| Do you coach any other sports at your school? | Wrestling |

| | | | |
|---|---------------------|-----------------------------|--|
| Please list below where you've coached during your career starting with your current position: | | | |
| School | Head / Asst. | No. of Years (ie: 5) | Actual Years (ie: 1992-present) |
| Brebeuf Jesuit | Head | 5 | 2013-present |
| Cathedral High School | Assistant | 12 | 2000-2013 |
| Southport High School | Assistant | 1 | 1998 |
| Lawrence North High School | Assistant | 4 | 1994-1997 |
| Delta High School | Assistant | 1 | 1993 |

| | |
|--|------------|
| Tournament Championships (As the Varsity Head Coach, list years your team won): | |
| Sectional: | 2013, 2017 |
| Regional: | 2013, 2017 |
| Semi-State: | 2013, 2017 |
| State Championship: | |

| |
|--|
| Something Interesting About You Personally or Professionally That People Might Not Know: |
| I promised the team that I'd get a tattoo to commemorate the Regional Championship if we were to win. I fulfilled that promise and got a tattoo of the school's Native American statue "Scent on the Wind" that is strategically placed near the entrance to St. Vincent Health Field. Every player and coach touches the statue when they step onto the field for Summer conditioning, practice, and games, to show they're committed to doing their best on and off the field. The tattoo means so much to me and it will always remind me of this special season. |



Evansville Memorial Tigers

Class 3A



| Lt. | Dk. | Name | Gr. | Ht. | Wt. | Position(s) | Lt. | Dk. | Name | Gr. | Ht. | Wt. | Position(s) |
|-----|-----|---------------------|-----|------|-----|-------------|-----|-----|--------------------|-----|------|-----|-------------|
| 2 | 2 | Patrick Stratman | 9 | 5-9 | 142 | WR / DB | 45 | 45 | Keioni McGuire | 12 | 5-9 | 220 | FB / DL |
| 3 | 3 | Colton Pence | 9 | 6-1 | 150 | QB / DB | 46 | 46 | Logan Johnson | 10 | 5-11 | 155 | TE / DE |
| 5 | 5 | Dawson Hurley | 10 | 6-0 | 150 | WR / DB | 50 | 50 | Austen Shea | 10 | 5-10 | 155 | OL / DL |
| 6 | 6 | Brock Combs | 10 | 6-1 | 190 | RB / DE | 51 | 51 | Trevor Falkenstein | 11 | 6-0 | 215 | OL / DL |
| 7 | 7 | Matthew Kiesel | 12 | 6-0 | 170 | WR / DB | 53 | 53 | Pete Warner | 10 | 5-11 | 210 | OL / DL |
| 8 | 8 | Branson Combs | 11 | 6-3 | 210 | TE/LB | 54 | 54 | Sam Gerteisen | 9 | 5-11 | 140 | OL / DE |
| 11 | 11 | Michael Lindauer | 11 | 6-3 | 185 | QB | 55 | 55 | Alex Lichlyter | 12 | 6-0 | 215 | OL / DE |
| 12 | 12 | Cole Foster | 12 | 5-10 | 190 | FB / DE | 57 | 57 | Austin Jones | 10 | 6-3 | 235 | OL / DL |
| 13 | 13 | Evan Janiga | 11 | 6-0 | 190 | WR / DB | 58 | 58 | Nick Virden | 12 | 6-1 | 235 | OL / DL |
| 14 | 14 | Alan Michael Stepto | 10 | 5-9 | 150 | QB / DB | 59 | 59 | Tate Cundiff | 9 | 5-7 | 175 | OL / DL |
| 16 | 16 | Jon Shafer | 12 | 6-1 | 185 | TE / LB | 61 | 61 | Tyler Wooldridge | 10 | 5-7 | 145 | OL / DL |
| 17 | 17 | Miguel Turnbaugh | 11 | 6-2 | 175 | WR / DB | 62 | 62 | Alex Hofman | 11 | 5-9 | 210 | OL / DL |
| 18 | 18 | Max Spradlin | 12 | 6-3 | 175 | WR / DB | 63 | 63 | Isaac Wetzel | 10 | 5-6 | 170 | OL / DL |
| 19 | 19 | Mason Auker | 10 | 6-0 | 168 | Wr / SS | 64 | 64 | Drew Fuqua | 9 | 6-0 | 180 | OL / DL |
| 21 | 21 | Kenyon Ervin | 12 | 5-3 | 185 | RB / LB | 65 | 65 | Jake Barnett | 12 | 5-6 | 220 | OL/DL |
| 23 | 23 | Darius Johnson | 11 | 6-0 | 175 | RB / DB | 66 | 66 | Payton Millsap | 10 | 5-9 | 160 | OL / DL |
| 24 | 24 | Max Goodwin | 11 | 5-11 | 200 | WR/LB | 67 | 67 | Austin Wright | 10 | 6-1 | 230 | OL / DL |
| 25 | 25 | Will Brackett | 10 | 6-0 | 160 | RB / LB | 68 | 68 | Daniel Mattingly | 10 | 5-10 | 190 | OL/DL |
| 26 | 26 | Hugh Rock | 11 | 5-5 | 142 | WR / DB | 71 | 71 | Jacob Hirsch | 11 | 6-2 | 215 | OL / DE |
| 27 | 27 | Ben DeLancey | 10 | 5-10 | 170 | WR / DB | 72 | 72 | Drew Hart | 12 | 6-7 | 315 | OL / DL |
| 28 | 28 | Maxon Green | 11 | 5-10 | 185 | TE / LB | 73 | 73 | Ryan Ohlsen | 12 | 6-0 | 275 | OL / DL |
| 29 | 29 | Charles McCool | 10 | 5-10 | 160 | WR / DB | 74 | 74 | Alex Delgman | 12 | 6-2 | 320 | OL/DL |
| 30 | 30 | Matt Clark | 11 | 5-10 | 150 | K | 76 | 76 | Daniel Vollmer | 10 | 5-9 | 185 | OL / DL |
| 31 | 31 | Logan McKinney | 11 | 6-2 | 170 | WR/DB | 77 | 77 | Zachary Pruitt | 10 | 6-3 | 235 | OL / DL |
| 32 | 32 | Jacob Flittner | 9 | 5-5 | 135 | WR/DB | 79 | 79 | De'Marko Vaughn | 9 | 5-8 | 200 | OL / DL |
| 34 | 34 | Evan Bockelman | 11 | 6-0 | 164 | K/DB | 80 | 80 | Alex Smith | 10 | 5-9 | 150 | WR / DB |
| 35 | 35 | Logan Blasch | 10 | 5-9 | 158 | WR/DB | 81 | 81 | Elias McCleary | 9 | 5-10 | 140 | WR/DB |
| 37 | 37 | Grant Claspell | 10 | 5-9 | 162 | RB / LB | 82 | 82 | Logan Lively | 10 | 5-11 | 150 | WR / DB |
| 38 | 38 | Dakota East | 12 | 5-8 | 155 | WR / DB | 83 | 83 | Nicholas Coleman | 9 | 5-11 | 155 | WR / DB |
| 39 | 39 | David Creech | 9 | 5-9 | 155 | RB / LB | 84 | 84 | Lucas Hoffman | 9 | 6-5 | 180 | WR / LB |
| 44 | 44 | Devon Merimee | 11 | 6-0 | 205 | TE / LB | 85 | 85 | Luke Montgomery | 12 | 6-1 | 160 | WR / DB |

Evansville Memorial Tigers

Class 3A



Team Statistics

| | Evansville Memorial | Opponents |
|--------------------------------|---------------------|------------|
| Total Points / Points Per Game | 520/37.1 | 248/17.7 |
| First Downs / Per Game | 234/16.7 | 193/13.8 |
| Rushing Yards / Per Game | 2287/163.4 | 1979/141.4 |
| Passing Yards / Per Game | 2891/206.5 | 2119/151.4 |
| Total Yards / Per Game | 5178/369.9 | 4098/292.8 |
| Fumbles Recovered By | 18 | 9 |
| Intercepted By | 19 | 6 |
| Total Punts / Average | 36/38.5 | 31/36.8 |
| Penalties / Yards | 108/1039 | 84/680 |

Individual Statistics

| Scoring | G | TD | 1-Pt. | 2-Pt. | FG | TP | PPG |
|--------------------|----|----|-------|-------|----|-----|-----|
| 21 Kenyon Ervin | 14 | 20 | - | - | - | 120 | 8.6 |
| 8 Branson Combs | 14 | 16 | - | - | - | 96 | 6.9 |
| 85 Luke Montgomery | 13 | 5 | 27 | - | - | 57 | 4.4 |
| 30 Matt Clark | 9 | - | 34 | - | 2 | 40 | 4.4 |
| 45 Keioni McGuire | 14 | 5 | - | 2 | - | 34 | 2.4 |

| Rushing | G | Att. | Yds. | TD | YPG | YPC | Long |
|---------------------|----|------|------|----|-------|-----|------|
| 21 Kenyon Ervin | 14 | 260 | 1589 | 18 | 113.5 | 6.1 | 61 |
| 11 Michael Lindauer | 14 | 48 | 179 | 5 | 12.8 | 3.7 | 58 |
| 37 Grant Claspell | 9 | 33 | 154 | - | 17.1 | 4.7 | 23 |
| 45 Keioni McGuire | 14 | 25 | 106 | 4 | 7.6 | 4.2 | 17 |
| 23 Darrius Johnson | 14 | 8 | 68 | 1 | 4.9 | 8.5 | 28 |

| Passing | G | Comp. | Att. | Int. | TD | Yds. | YPG |
|------------------------|----|-------|------|------|----|------|-------|
| 11 Michael Lindauer | 14 | 198 | 324 | 5 | 30 | 2738 | 195.6 |
| 14 Alan Michael Stepto | 10 | 13 | 15 | 0 | 2 | 101 | 10.1 |
| 18 Max Spradlin | 12 | 1 | 1 | 0 | 0 | 52 | 4.3 |

| Receiving | G | Rec. | Yds. | TD | YPG | YPC | Long |
|---------------------|----|------|------|------|------|------|------|
| 8 Branson Combs | 14 | 66 | 1073 | 12 | 76.6 | 16.3 | 60 |
| 18 Max Spradlin | 12 | 33 | 436 | 4 | 36.3 | 13.2 | 66 |
| 17 Miguel Turnbaugh | 14 | 30 | 343 | 3 | 24.5 | 11.4 | 38 |
| 82 Logan Lively | 13 | 19 | 280 | 3 | 21.5 | 14.7 | 85 |
| 21 Kenyon Ervin | 14 | 18 | 212 | 15.8 | 12.3 | 36 | |

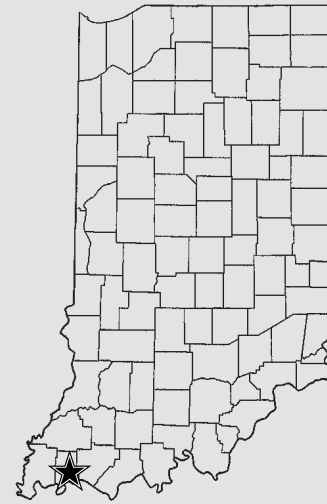
| Defense | G | Tackles | For Loss | Sacks | INT | FF | FR |
|-------------------|----|---------|----------|-------|-----|----|----|
| 24 Max Goodwin | 14 | 130 | 4 | - | 2 | 1 | 3 |
| 44 Devon Merimee | 14 | 127 | 9 | - | - | - | 2 |
| 6 Brock Combs | 14 | 109 | 14 | 5 | - | 2 | 4 |
| 55 Alex Lichlyter | 14 | 100 | 5 | 4 | - | - | - |
| 45 Keioni McGuire | 14 | 81 | 21 | 11 | - | - | 1 |
| 13 Evan Janiga | 12 | 76 | 2 | - | 1 | - | - |

State Finals History

Runner-Up: (2) 2008 (3A), 2009 (3A)
 Appearances: (3) 2008 (3A), 2009 (3A), 2017 (3A)



John Hurley
 Head Coach
 71-53 (10th year)
 71-53 (10th year overall)



Team Facts

City/Town: Evansville
 County: Vanderburgh
 Superintendent: Dr. Daryl Hagan
 President: Mr. John Browning
 Principal: Dr. Marie Williams
 Athletic Director: Mr. Charles Roberts
 Head Coach: John Hurley
 Assistant Coaches: Chad Rupp, Ben Johnson, Travis Cross, Bryce Fonner, Matt Carey, Martin Ohlsen, Harvey Robbins, Coy Hobson, Isaac Kessler, Zach McCall
 Student Managers: Angelo Hawa, Josh Horst
 Offensive Formation: Spread
 Defensive Formation: 4-3
 Colors: Royal Blue and White
 Conference: Southern Indiana
 Enrollment: 664
 Last Year's W-L Record: 9-4
 @MemAthletics

Season Results (13-1)

8/18 at Jasper W 18-7
 8/26 vs. Daviess County (KY) W 58-33
 9/1 Evansville North W 41-13
 9/8 at Evansville Mater Dei W 37-14
 9/15 Evansville Bosse W 43-0
 9/22 at Evansville Reitz W 41-21
 9/29 Evansville Central L 7-35
 10/6 Evansville Harrison W 42-6
 10/13 at Castle W 33-24

Sectional

10/20 at Heritage Hills W 41-21
 10/27 Washington W 49-15
 11/3 at Gibson Southern W 26-17

Regional

11/11 Lawrenceburg W 56-35

Semi-State

11/18 at Danville W 28-7

DEPTH CHART

Please list your two-deeps at each position.

Offense

| Pos. | No. | Name |
|------|-----|------------------|
| WR | 18 | Spradlin, Max |
| | 85 | Montgomery, Luke |

| | | |
|-----|----|---------------|
| WR` | 82 | Lively, Logan |
| | 29 | McCool, Finn |

| | | |
|----|----|-----------------|
| LT | 57 | Jones, Austin |
| | 55 | Lichlyter, Alex |

| | | |
|----|----|--------------|
| LG | 72 | Hart, Drew |
| | 62 | Hofman, Alex |

| | | |
|---|----|---------------|
| C | 65 | Barnett, Jake |
| | 72 | Hart, Drew |

| | | |
|----|----|---------------|
| RG | 74 | Delgman, Alex |
| | 58 | Virden, Nick |

| | | |
|----|----|---------------------|
| RT | 51 | Falkenstein, Trevor |
| | 71 | Hirsch, Jacob |

| | | |
|----|---|----------------|
| WR | 8 | Combs, Branson |
| | 3 | Pence, Colton |

| | | |
|----|----|-----------------|
| TB | 21 | Ervin, Kenyon |
| | 23 | Johnson, Darius |

| | | |
|----|----|-------------------|
| WR | 17 | Turnbaugh, Miguel |
| | 5 | Hurley, Dawson |

| | | |
|----|----|-----------------------|
| QB | 11 | Lindauer, Michael |
| | 14 | Stepito, Alan Michael |

Specialists

| Pos. | No. | Name |
|--------|-----|-------------------|
| Punter | 11 | Lindauer, Michael |
| | | |

| | | |
|-------------|----|-------------|
| Placekicker | 30 | Clark, Matt |
| | | |

| | | |
|----------|----|-------------|
| Kickoffs | 30 | Clark, Matt |
| | | |

| | | |
|--------------|----|-----------------|
| Long Snapper | 55 | Lichlyter, Alex |
| | | |

| | | |
|--------|---|----------------|
| Holder | 8 | Combs, Branson |
| | | |

| | | |
|----------|----|----------------|
| P/R & KR | 8 | Combs, Branson |
| | 29 | McCool, Finn |

| | | |
|-----------------|----|---------------|
| Kickoff Returns | 21 | Ervin, Kenyon |
| | | |

Defense

| Pos. | No. | Name |
|------|-----|-----------------|
| C | 23 | Johnson, Darius |
| | 38 | East, Dakota |

| | | |
|---|----|-------------------|
| C | 17 | Turnbaugh, Miguel |
| | 85 | Montgomery, Luke |

| | | |
|---|----|--------------|
| S | 13 | Janiga, Evan |
| | 16 | Shafer, John |

| | | |
|---|----|---------------|
| S | 29 | McCool, Finn |
| | 3 | Pence, Colton |

| | | |
|----|----|----------------|
| LB | 44 | Merimee, Devon |
| | 50 | Shea, Austin |

| | | |
|----|----|--------------|
| LB | 24 | Goodwin, Max |
| | 19 | Auker, Mason |

| | | |
|----|----|----------------|
| LB | 8 | Combs, Branson |
| | 25 | Backett, Will |

| | | |
|----|----|-----------------|
| DE | 55 | Lichlyter, Alex |
| | 57 | Jones, Austin |

| | | |
|----|----|---------------|
| DL | 73 | Ohlsen, Ryan |
| | 65 | Barnett, Jake |

| | | |
|----|----|---------------------|
| DL | 45 | McGuire, Keioni |
| | 51 | Falkenstein, Trevor |

| | | |
|----|----|--------------|
| DE | 6 | Combs, Brock |
| | 12 | Foster, Cole |

HEAD COACH PROFILE

| | |
|---|---|
| School : | Evansville Reitz Memorial High School |
| Name: | John Hurley |
| Age: | 46 |
| Spouse's Name: | Darby Lindauer-Hurley |
| Years Married: | 23 |
| Children's Names, Ages: | Dane 23, Drayton 20, Dawson 15 |
| Current Occupation, Employer: | Teacher / Coach Reitz Memorial High School |
| No. of Yrs.: | 23 |
| If a teacher, what subjects and grades do you teach: | Freshman – World History, Junior – US History |

| | |
|--|--|
| Education | |
| High School Attended, Year Graduated: | Reitz Memorial High School, 1989 |
| College Attended, Year Graduated: | University of Southern Indiana, Year Graduated: 1998 |
| Degree(s) / Major: | Major: Master of Secondary Education |

| | | |
|-------------------------------|---|--|
| Athletic Participation | | |
| Sport | High School Years (ie: 1972, 73) | College Years (ie: 1976, 77) |
| Football | 1985,86,87,88 | 1989, 90, 91,92 University of Evansville |
| | | |

| |
|--|
| As a high school or college player, have you ever competed in a State or National Championship Event in any sport? If yes, please give details: |
| No |

| | |
|--|-----------|
| Coaching Experience (Football Only) | |
| Years as Varsity Head Coach at Current School (ie: 5 years): | 10 years |
| Actual Years as Varsity Head Coach at Current School (ie: 1996-2000): | 2008-2017 |
| Record as Varsity Head Coach at Current School: | 71-53 |
| Overall Varsity Head Coaching Record: | 71-53 |
| Do you coach any other sports at your school? | No |

| | | | |
|---|---------------------|-----------------------------|--|
| Please list below where you've coached during your career starting with your current position: | | | |
| School | Head / Asst. | No. of Years (ie: 5) | Actual Years (ie: 1992-present) |
| Evansville Memorial | Head | 10 | 2008-present |
| Evansville Memorial | Asst. | 12 | 1996-2007 |
| University of Evansville | Asst. | 1 | 1995 |
| University of Evansville | Grad Asst. | 2 | 1993-94 |
| | | | |

| | |
|--|---------------------------|
| Tournament Championships (As the Varsity Head Coach, list years your team won): | |
| Sectional: | 2008,2009, 2011,2016,2017 |
| Regional: | 2008,2009,2017 |
| Semi-State: | 2008,2009,2017 |
| State Championship: | |

| |
|--|
| Something Interesting About You Personally or Professionally That People Might Not Know: |
| Had Emergency Spinal Fusion Surgery on Sunday after 2017 Regional Championship game on Vertebra C5 and C6. Oldest two children attended the United States Naval Academy. |



Lowell Red Devils

Class 4A



| Lt. | Dk. | Name | Gr. | Ht. | Wt. | Position(s) |
|-----|-----|-------------------|-----|------|-----|-------------|
| 1 | 1 | Collin Sutter | 11 | 6-1 | 163 | WR / DB |
| 2 | 2 | Jaeger Gill | 12 | 6-1 | 190 | WR / DB |
| 3 | 3 | Rylee Torrence | 11 | 5-4 | 165 | WR / DB |
| 4 | 4 | Shawn Mooney | 11 | 5-6 | 141 | QB / DB |
| 5 | 5 | Alex Longoria | 9 | 5-6 | 169 | QB/LB |
| 6 | 6 | Jordan Jusevitch | 12 | 6-0 | 205 | RB / DB |
| 7 | 7 | Tucker Greenholt | 12 | 5-10 | 154 | WR / DB |
| 9 | 9 | Matteo Cox | 12 | 6-1 | 156 | WR / DB |
| 10 | 10 | Logan O'Hanlon | 12 | 5-10 | 166 | QB / DB |
| 11 | 11 | Christopher Bozak | 10 | 6-0 | 167 | TE/LB |
| 12 | 12 | John Alessia III | 10 | 5-11 | 139 | QB/DB |
| 13 | 13 | Jeffrey Wallis | 10 | 5-9 | 157 | RB / LB |
| 14 | 14 | Bradley Goldsmith | 10 | 5-8 | 144 | WR/DB |
| 16 | 16 | Ethan Igras | 11 | 5-9 | 169 | QB / LB |
| 18 | 18 | Payton Schreiber | 11 | 6-1 | 218 | QB / LB |
| 20 | 20 | Branden Bertola | 12 | 5-11 | 168 | WR / DB |
| 21 | 21 | Robert Miller | 12 | 5-9 | 173 | FB / LB |
| 22 | 22 | Jared Sojka | 12 | 5-10 | 223 | FB / LB |
| 23 | 23 | Zachary Buss | 12 | 6-1 | 152 | WR / DB |
| 24 | 24 | Mitchell Wildman | 12 | 6-1 | 200 | TE / LB |
| 25 | 25 | Jacob Post | 12 | 5-9 | 182 | FB / LB |
| 26 | 26 | Cedric Caschetta | 12 | 5-8 | 189 | RB / LB |
| 29 | 29 | Austin Spudic | 12 | 5-10 | 178 | WR / DB |
| 30 | 30 | Michael Langen | 11 | 5-10 | 205 | TE / LB |
| 31 | 31 | Joel Dearing | 11 | 5-11 | 157 | WR / DB |
| 32 | 32 | Tyler Wildman | 11 | 5-9 | 163 | RB / DB |
| 34 | 34 | Riley Miller | 10 | 5-9 | 162 | FB / LB |
| 35 | 35 | Adam Bank | 9 | 5-8 | 142 | RB/LB |
| 37 | 37 | Cody Caschetta | 9 | 5-3 | 118 | WR/CB |
| 40 | 40 | Logan Charters | 12 | 6-3 | 180 | TE / LB |
| 42 | 42 | Joseph Hennessy | 9 | 5-9 | 132 | WR/CB |
| 43 | 43 | Kyler Newcom | 9 | 5-9 | 158 | RB/LB |
| 44 | 44 | Blake Jansky | 11 | 6-1 | 192 | TE / DE |
| 45 | 45 | Nathan Cubit | 10 | 5-9 | 168 | RB/LB |
| 46 | 46 | Jacob Hooley | 9 | 5-11 | 174 | TE/NG |
| 48 | 48 | Aaron DuBord | 10 | 6-2 | 184 | TE/LB |

| Lt. | Dk. | Name | Gr. | Ht. | Wt. | Position(s) |
|-----|-----|-------------------|-----|------|-----|-------------|
| 49 | 49 | Reec Ison | 9 | 5-8 | 121 | REC |
| 50 | 50 | Jacob Hennessy | 12 | 6-3 | 266 | OL / DL |
| 51 | 51 | Bryan Schantz | 11 | 5-11 | 180 | FB / LB |
| 52 | 52 | Blake Eastling | 10 | 5-11 | 237 | OL / DL |
| 53 | 53 | Ethan Difiore | 9 | 5-7 | 152 | TE/DE |
| 54 | 54 | John Smriga | 11 | 5-5 | 161 | OL / DL |
| 55 | 55 | Jake Steward | 11 | 5-11 | 203 | OL / DL |
| 56 | 56 | Kyle Eisensee | 11 | 6-0 | 232 | OL / DL |
| 57 | 57 | Kory King | 11 | 5-10 | 235 | OL / DL |
| 58 | 58 | Joseph Rebesco | 12 | 5-8 | 228 | OL / DL |
| 59 | 59 | Brandon Chocholek | 11 | 6-0 | 209 | TE / DE |
| 60 | 60 | Bryer Stoner | 10 | 5-10 | 228 | OL / DL |
| 61 | 61 | Ethan Aicher | 9 | 5-9 | 146 | G/T |
| 62 | 62 | Samuel Chandler | 10 | 5-10 | 223 | OL/DL |
| 64 | 64 | Nicholas Bozak | 10 | 5-10 | 191 | OL/DL |
| 65 | 65 | Diamond Artman | 12 | 5-9 | 192 | OL / DL |
| 66 | 66 | Ronald Bergstrom | 12 | 6-2 | 281 | OL / DL |
| 67 | 67 | Jake Lax | 9 | 5-8 | 180 | TE/DE |
| 68 | 68 | Zachary Hayden | 9 | 5-10 | 263 | RG/NG |
| 69 | 69 | Mark Stolte | 9 | 5-11 | 188 | RG/DT |
| 70 | 70 | Jacob Mitrisin | 12 | 6-2 | 300 | OL / DL |
| 72 | 72 | Trevor Matovina | 10 | 5-11 | 199 | OL/DL |
| 74 | 74 | Caleb Miranda | 9 | 6-0 | 186 | TE/DE |
| 75 | 75 | Joseph Hickey | 9 | 5-2 | 149 | LG/NG |
| 76 | 76 | Cooper Kersey | 12 | 6-4 | 272 | OL / DL |
| 77 | 77 | Thomas Browne | 9 | 5-7 | 137 | C/LB |
| 78 | 78 | Chandler Austgen | 11 | 6-1 | 281 | OL / DL |
| 80 | 80 | Randal DeValk | 12 | 6-1 | 173 | WR / LB |
| 81 | 81 | Logan Penman | 9 | 5-6 | 155 | RB/LB |
| 82 | 82 | Nolan Todd | 9 | 5-8 | 111 | WR/CB |
| 83 | 83 | Ryan Farmer | 9 | 5-10 | 130 | K/TB |
| 85 | 85 | Damian Rex | 9 | 6-4 | 178 | TE/DE |
| 87 | 87 | Jake Brill | 9 | 5-4 | 111 | WR/CB |
| 88 | 88 | Michael Hutton | 12 | 5-11 | 160 | PK |
| 99 | 99 | Riley Binkley | 9 | 6-1 | 168 | RB/NG |

Lowell Red Devils

Class 4A



Team Statistics

| | Lowell | Opponents |
|--------------------------------|------------|-----------|
| Total Points / Points Per Game | 419/29.9 | 89/6.4 |
| First Downs / Per Game | 175/12.5 | 88/6.2 |
| Rushing Yards / Per Game | 2849/203.5 | 822/58.7 |
| Passing Yards / Per Game | 1432/102.2 | 900/64.2 |
| Total Yards / Per Game | 4281/305.7 | 1722/123 |
| Fumbles Recovered By | 13 | 10 |
| Intercepted By | 18 | 7 |
| Total Punts / Average | 38/32.6 | 73/32.1 |
| Penalties / Yards | 84/671 | 65/436 |

Individual Statistics

| Scoring | G | TD | 1-Pt. | 2-Pt. | FG | TP | PPG |
|---------------------|----|----|-------|-------|----|----|-----|
| 6 Jordan Jusevitch | 14 | 14 | - | - | - | 84 | 6.0 |
| 2 Jaeger Gill | 13 | 12 | - | - | - | 72 | 5.5 |
| 32 Tyler Wildman | 14 | 11 | - | - | - | 66 | 4.7 |
| 26 Cedric Caschetta | 14 | 8 | - | - | - | 48 | 3.4 |
| 83 Ryan Farmer | 14 | - | 37 | - | - | 37 | 2.6 |

| Rushing | G | Att. | Yds. | TD | YPG | YPC | Long |
|---------------------|----|------|------|----|------|-----|------|
| 32 Tyler Wildman | 14 | 182 | 870 | 10 | 62.1 | 4.8 | 54 |
| 16 Ethan Igras | 13 | 125 | 574 | 3 | 44.1 | 4.6 | 50 |
| 26 Cedric Caschetta | 14 | 73 | 374 | 8 | 26.7 | 5.1 | 26 |
| 6 Jordan Jusevitch | 14 | 76 | 332 | 8 | 23.7 | 4.3 | 37 |
| 2 Jaeger Gill | 13 | 43 | 239 | 3 | 18.3 | 5.6 | 30 |

| Passing | G | Comp. | Att. | Int. | TD | Yds. | YPG |
|---------------------|----|-------|------|------|----|------|------|
| 16 Ethan Igras | 13 | 68 | 136 | 5 | 13 | 1272 | 97.8 |
| 18 Payton Schreiber | 4 | 17 | 7 | 3 | 2 | 135 | 33.8 |

| Receiving | G | Rec. | Yds. | TD | YPG | YPC | Long |
|---------------------|----|------|------|----|------|------|------|
| 2 Jaeger Gill | 13 | 22 | 615 | 6 | 47.3 | 28.0 | 78 |
| 6 Jordan Jusevitch | 14 | 20 | 317 | 2 | 22.6 | 15.9 | 50 |
| 24 Mitchell Wildman | 14 | 12 | 225 | 3 | 16.1 | 18.8 | 38 |
| 22 Jared Sojka | 14 | 10 | 98 | 0 | 7.0 | 9.8 | 22 |
| 20 Branden Bertola | 14 | 5 | 52 | | 3.7 | 10.4 | 26 |

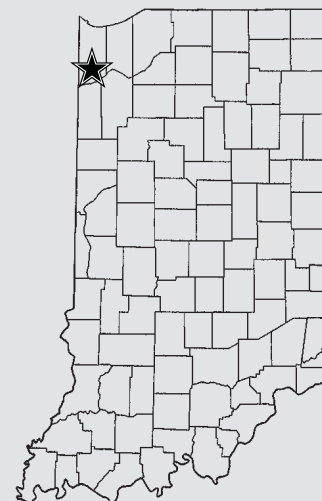
| Defense | G | Tackles | For Loss | Sacks | INT | FF | FR |
|---------------------|----|---------|----------|-------|-----|----|----|
| 6 Jordan Jusevitch | 14 | 101 | 7 | 3 | 8 | - | 2 |
| 40 Logan Charters | 14 | 80 | 10 | 2 | 0 | - | - |
| 44 Blake Jansky | 11 | 77 | 20 | 11 | 0 | - | - |
| 24 Mitchell Wildman | 14 | 82 | 9 | 1 | 0 | - | - |
| 10 Logan O'Hanlon | 14 | 77 | 7 | - | 3 | - | 2 |
| 21 Robert Miller | 14 | 91 | 3 | 1 | 0 | - | 1 |

State Finals History

| | |
|-----------------|--|
| State Champion: | (1) 2005 (4A) |
| Runner-Up: | (2) 2007 (4A), 2009 (4A) |
| Appearances: | (4) 2005 (4A), 2007 (4A), 2009 (4A), 2017 (4A) |



Keith Kilmer
Head Coach
65-29 (8th year)
65-29 (8th year overall)



Team Facts

City/Town: Lowell
County: Lake
Superintendent: Dr. Debra Howe
Principal: Lori Pavell
Athletic Director: Patti McCormack, CMAA
Asst. Athletic Director: Keith Kilmer, CAA
Asst. Athletic Director: Mike Magley, CAA
Head Coach: Keith Kilmer
Assistant Coaches: Jeremy Bilka, Jim Carlson, Chris Charters, Jim Kiechle, Jamie Kirin, Paul Lacy, TJ Lukasik, Ed Miracle, Derek Thompson, Dale Schultz, Eric Fleming
Offensive Formation: Multiple
Defensive Formation: 4-2-5
Colors: Black and Cardinal
Conference: Northwest Crossroads
Enrollment: 1,186
Last Year's W-L Record: 9-5
[@rdpathletics](#)

Season Results (14-0)

| | | | |
|-------|--------------------|---|-------|
| 8/18 | Crown Point | W | 27-13 |
| 8/25 | at Portage | W | 20-7 |
| 9/1 | at Hammond Morton | W | 19-0 |
| 9/8 | Hammond Clark | W | 63-6 |
| 9/15 | at Kankakee Valley | W | 27-13 |
| 9/22 | Highland | W | 27-0 |
| 9/29 | at Munster | W | 28-9 |
| 10/6 | Andrean | W | 16-0 |
| 10/13 | at Hobart | W | 30-7 |

Sectional

| | | | |
|-------|-------------|---|------|
| 10/20 | Gary West | W | 41-0 |
| 10/27 | at Highland | W | 35-0 |
| 11/3 | Griffith | W | 42-7 |

Regional

| | | | |
|-------|-------------|---|-------|
| 11/10 | New Prairie | W | 25-20 |
|-------|-------------|---|-------|

Semi-State

| | | | |
|-------|----------------------|---|------|
| 11/17 | at FW Bishop Dwenger | W | 21-7 |
|-------|----------------------|---|------|

DEPTH CHART

Please list your two-deeps at each position.

Offense

| Pos. | No. | Name |
|------|-----|------------------|
| QB | 16 | Ethan Igras |
| QB | 18 | Payton Schreiber |

| | | |
|----|----|-------------|
| FB | 22 | Jared Sojka |
| FB | 25 | Jake Poste |

| | | |
|----|----|------------------|
| TB | 32 | Tyler Wildman |
| TB | 26 | Cedric Caschetta |

| | | |
|----|----|--------------|
| WR | 2 | Jaeger Gill |
| WR | 80 | Randy DeValk |

| | | |
|----|----|------------------|
| WR | 6 | Jordan Jusevitch |
| WR | 20 | Brandon Bertola |

| | | |
|----|----|---------------|
| TE | 24 | Mitch Wildman |
| TE | 44 | Blake Jansky |

| | | |
|----|----|-------------------|
| OT | 76 | Cooper Kersey |
| OT | 59 | Brandon Chocholek |

| | | |
|----|----|---------------|
| OG | 51 | Bryan Schantz |
| OG | 57 | Kory King |

| | | |
|---|----|--------------|
| C | 58 | Joe Rebesco |
| C | 55 | Jake Steward |

| | | |
|----|----|----------------|
| OG | 65 | Diamond Artman |
| OG | 56 | Kyle Eisensee |

| | | |
|----|----|------------------|
| OT | 66 | Ronald Bergstrom |
| OT | 50 | Jake Hennessy |

Specialists

| Pos. | No. | Name |
|--------|-----|-------------|
| Punter | 23 | Zach Buss |
| | 16 | Ethan Igras |

| | | |
|-------------|----|-------------|
| Placekicker | 83 | Ryan Farmer |
| | 88 | Mike Hutton |

| | | |
|----------|----|-------------|
| Kickoffs | 88 | Mike Hutton |
| | 83 | Ryan Farmer |

| | | |
|--------------|----|------------------|
| Long Snapper | 12 | John Alessia III |
| | 78 | Chandler Austgen |

| | | |
|--------|----|----------------|
| Holder | 10 | Logan O'Hanlon |
| | 4 | Shawn Mooney |

| | | |
|--------------|---|------------------|
| Punt Returns | 6 | Jordan Jusevitch |
| | 2 | Jaeger Gill |

| | | |
|-----------------|---|------------------|
| Kickoff Returns | 6 | Jordan Jusevitch |
| | 2 | Jaeger Gill |

Defense

| Pos. | No. | Name |
|------|-----|--------------|
| DE | 44 | Blake Jansky |
| | 55 | Jake Steward |

| | | |
|----|----|---------------|
| DT | 70 | Jake Mitrinin |
| | 57 | Kory King |

| | | |
|----|----|------------------|
| DT | 78 | Chandler Austgen |
| | 66 | Ronald Bergstrom |

| | | |
|----|----|-------------------|
| DE | 30 | Mike Langen |
| | 59 | Brandon Chocholek |

| | | |
|-----|----|----------------|
| OLB | 10 | Logan O'Hanlon |
| | 3 | Rylee Torrence |

| | | |
|-----|----|---------------|
| ILB | 21 | Robert Miller |
| | 11 | Chris Bozak |

| | | |
|-----|----|---------------|
| ILB | 24 | Mitch Wildman |
| | 25 | Jake Post |

| | | |
|-----|----|----------------|
| OLB | 40 | Logan Charters |
| | 29 | Austin Spudic |

| | | |
|---|---|--------------|
| C | 2 | Jaeger Gill |
| | 4 | Shawn Mooney |

| | | |
|---|----|------------------|
| C | 7 | Tucker Greenholt |
| | 20 | Brandon Bertola |

| | | |
|---|----|------------------|
| S | 6 | Jordan Jusevitch |
| | 32 | Tyler Wildman |

HEAD COACH PROFILE

| | | | |
|---|--|--|--|
| School : | Lowell High School | | |
| Name: | Keith Kilmer | | |
| Age: | 45 | | |
| Spouse's Name: | Kimberly Kilmer | | |
| Years Married: | 9 | | |
| Children's Names, Ages: | NA | | |
| Current Occupation, Employer: | Teacher, Asst. Athletic Director, Head Football Coach – Lowell High School | | |
| No. of Yrs.: | 23 | | |
| If a teacher, what subjects and grades do you teach: | High School Physical Education | | |

| | |
|--|-----------------------------------|
| Education | |
| High School Attended, Year Graduated: | Fairfield JR/SR High School, 1991 |
| College Attended, Year Graduated: | Franklin College, 1995 |
| Degree(s) / Major: | BA Physical Education |

| | | |
|-------------------------------|---|-------------------------------------|
| Athletic Participation | | |
| Sport | High School Years (ie: 1972, 73) | College Years (ie: 1976, 77) |
| FOOTBALL | 1987, 1988, 1989, 1990 | 1991, 1992, 1993, 1994 |
| TRACK & FIELD | 1988, 1989, 1990, 1991 | |

| |
|--|
| As a high school or college player, have you ever competed in a State or National Championship Event in any sport? If yes, please give details: |
| NO |

| | |
|--|---------------|
| Coaching Experience (Football Only) | |
| Years as Varsity Head Coach at Current School (ie: 5 years): | 8 |
| Actual Years as Varsity Head Coach at Current School (ie: 1996-2000): | 2010-2017 |
| Record as Varsity Head Coach at Current School: | 65-29 |
| Overall Varsity Head Coaching Record: | 65-29 |
| Do you coach any other sports at your school? | Not Currently |

| | | | |
|---|---------------------|-----------------------------|--|
| Please list below where you've coached during your career starting with your current position: | | | |
| School | Head / Asst. | No. of Years (ie: 5) | Actual Years (ie: 1992-present) |
| Lowell High School | Head Coach | 8 | 2010 - Present |
| Lowell High School | Asst. Coach | 12 | 1999-2009 |
| Lowell Middle School | MS Coach | 3 | 1996-1998 |


| | |
|--|------------------------|
| Tournament Championships (As the Varsity Head Coach, list years your team won): | |
| Sectional: | 2014, 2015, 2016, 2017 |
| Regional: | 2016, 2017 |
| Semi-State: | 2017 |
| State Championship: | |

| |
|--|
| Something Interesting About You Personally or Professionally That People Might Not Know: |
| A passion of mine is working with individuals with varying needs and bridging the gap between them and sports. |



East Central Trojans

Class 4A



| Lt. | Dk. | Name | Gr. | Ht. | Wt. | Position(s) | Lt. | Dk. | Name | Gr. | Ht. | Wt. | Position(s) |
|-----|-----|-------------------|-----|------|-----|-------------|-----|-----|---------------------|-----|------|-----|-------------|
| 1 | 1 | Logan Storie | 12 | 5-11 | 175 | RB/DB | 49 | 49 | Parker Becknell | 9 | 5-9 | 158 | FB/DL |
| 2 | 2 | Noah Wheat | 10 | 5-9 | 145 | RB/LB | 50 | 50 | Keegan Gindling | 12 | 5-11 | 210 | OL/DL |
| 3 | 3 | Isaiah Wheat | 11 | 5-8 | 150 | QB/DB | 51 | 51 | Cody Bentley | 10 | 6-1 | 266 | OL/DL |
| 4 | 4 | Brady Spangler | 9 | 5-7 | 115 | K | 52 | 52 | Devin Salyers | 10 | 5-10 | 255 | OL/DL |
| 4 | 4 | Eli Kramer | 12 | 5-9 | 135 | QB/DB | 53 | 53 | Logan Adams | 9 | 6-2 | 255 | OL/DL |
| 5 | 5 | Kyle Krummen | 10 | 5-10 | 189 | RB/LB | 54 | 54 | Michael Medlock | 11 | 5-10 | 233 | OL/DL |
| 6 | 6 | Ryan Bond | 9 | 5-5 | 130 | QB/DB | 55 | 55 | Benjamin Kern | 10 | 5-6 | 194 | OL/DL |
| 7 | 7 | Devon Donawerth | 10 | 5-8 | 142 | RB/LB | 56 | 56 | Anthony Bartholomew | 11 | 5-9 | 203 | OL/DL |
| 8 | 8 | Brett Fox | 11 | 6-0 | 222 | RB/LB | 57 | 57 | Samuel Kirchgassner | 9 | 5-7 | 145 | OL/DL |
| 9 | 9 | Chase Ludwig | 10 | 6-0 | 143 | WR/DB | 58 | 58 | Jack Seaver | 9 | 6-1 | 220 | OL/DL |
| 10 | 10 | Derek Richter | 9 | 5-11 | 130 | TE/DB | 59 | 59 | Tyler Trammell | 11 | 5-9 | 223 | OL/DL |
| 10 | 10 | Trevor Becker | 10 | 6-3 | 160 | QB/DB | 60 | 60 | Garrett Grome | 9 | 5-6 | 150 | OL/DL |
| 11 | 11 | Cole Noel | 10 | 5-11 | 147 | WR/DB | 60 | 60 | Luke Collinsworth | 9 | 6-5 | 265 | TE/DL |
| 12 | 12 | Alex Maxwell | 11 | 6-1 | 180 | QB/DB | 61 | 61 | Philip Sims | 9 | 5-11 | 210 | OL/DL |
| 13 | 13 | Jake Fike | 9 | 5-11 | 175 | RB/LB | 62 | 62 | Gage Ertel | 10 | 5-10 | 200 | OL/DL |
| 14 | 14 | Eric Rosemeyer | 11 | 6-3 | 206 | RB/LB | 63 | 63 | Hunter Tidwell | 11 | 5-9 | 216 | OL/DL |
| 15 | 15 | Trey Werner | 9 | 6-0 | 156 | TE/LB | 64 | 64 | Mitch Robinson | 10 | 5-9 | 242 | OL/DL |
| 16 | 16 | Austin Messmore | 9 | 5-9 | 132 | QB/DB | 65 | 65 | Nathan Stevens | 10 | 6-3 | 237 | OL/DL |
| 17 | 17 | Evan Greiwe | 11 | 6-2 | 160 | WR/LB | 66 | 66 | Gaar Ertel | 11 | 6-1 | 228 | OL/DL |
| 18 | 18 | Elijah Harmeyer | 9 | 5-11 | 115 | WR/DB | 67 | 67 | Daniel Ludwig | 10 | 5-9 | 189 | OL/DL |
| 19 | 19 | Colton Lloyd | 9 | 5-5 | 109 | WR/DB | 68 | 68 | Tyler Berting | 9 | 5-10 | 205 | OL/DL |
| 20 | 20 | Peyton Wilhelm | 10 | 5-10 | 153 | K | 69 | 69 | Jack Isom | 10 | 5-9 | 148 | OL/DL |
| 21 | 21 | Matt Lewis | 12 | 5-11 | 160 | WR/DB | 70 | 70 | Duke Doll | 9 | 6-0 | 230 | OL/DL |
| 21 | 21 | Anthony Littleton | 9 | 5-7 | 118 | QB/DB | 70 | 70 | Nick Weigel | 11 | 6-2 | 229 | OL/DL |
| 22 | 22 | Jake Seiwert | 12 | 5-11 | 167 | WR/DB | 71 | 71 | Breanna Williams | 10 | 5-6 | 184 | OL/DL |
| 22 | 22 | Jackson Ibold | 9 | 5-9 | 135 | FB/LB | 72 | 72 | Devin Williams | 12 | 6-0 | 290 | OL/DL |
| 23 | 23 | Logan Moser | 12 | 6-0 | 175 | RB/LB | 72 | 72 | Gage Lainhart | 9 | 5-11 | 188 | OL/DL |
| 23 | 23 | Triston Roberts | 9 | 5-7 | 145 | RB/DB | 73 | 73 | Trevor Snipes | 12 | 5-10 | 219 | OL/DL |
| 24 | 24 | Corey Hoog | 11 | 5-10 | 170 | WR/DB | 73 | 73 | Austin Cox | 9 | 5-9 | 160 | OL/DL |
| 25 | 25 | Malachi Studer | 10 | 6-3 | 170 | WR/LB | 74 | 74 | Tyler Dickerson | 9 | 6-2 | 185 | OL/DL |
| 26 | 26 | Andrew Struewing | 10 | 5-6 | 120 | RB/DB | 75 | 75 | Hunter Getz | 12 | 6-2 | 295 | OL/DL |
| 27 | 27 | Erik Perkins | 9 | 5-8 | 140 | RB/DB | 76 | 76 | Logan Fowler | 9 | 5-8 | 222 | OL/DL |
| 27 | 27 | Nathan Carle | 12 | 5-9 | 196 | RB/DB | 77 | 77 | Cole Rosfeld | 11 | 6-2 | 230 | OL/DL |
| 28 | 28 | Tyler Brotherton | 9 | 5-5 | 105 | RB/DB | 78 | 78 | Dylan Bowman | 11 | 6-2 | 262 | OL/DL |
| 29 | 29 | Aaron Tillmann | 9 | 5-10 | 120 | WR/DB | 79 | 79 | Lane Collins | 9 | 5-10 | 185 | OL/DL |
| 31 | 31 | Ryan Douthit | 9 | 5-9 | 135 | RB/LB | 80 | 80 | Gunnar Seig | 11 | 6-2 | 164 | WR/DB |
| 32 | 32 | Zach Brown | 9 | 5-3 | 107 | WR/DB | 81 | 81 | Austin Riehle | 12 | 5-10 | 145 | WR/DB |
| 33 | 33 | Kole Viel | 9 | 5-7 | 135 | RB/DB | 81 | 81 | Andrew Toney | 9 | 5-10 | 130 | WR/DB |
| 34 | 34 | Brandon Sturwold | 10 | 5-7 | 127 | WR/DB | 82 | 82 | Liam Jones | 11 | 5-8 | 147 | WR/DB |
| 35 | 35 | Luke Kelly | 11 | 5-10 | 144 | WR/DB | 83 | 83 | Conner Wilson | 11 | 6-1 | 160 | WR/DB |
| 36 | 36 | Nathan Lloyd | 12 | 6-2 | 157 | WR/DB | 83 | 83 | Brayden Kuhn | 9 | 5-4 | 110 | WR/DB |
| 37 | 37 | Troy Teepe | 10 | 6-1 | 197 | TE/DL | 84 | 84 | Dayton Haft | 10 | 6-1 | 190 | TE/DL |
| 38 | 38 | Carson Warner | 10 | 5-9 | 132 | WR/DB | 85 | 85 | Justin Brown | 12 | 6-5 | 214 | TE/DL |
| 39 | 39 | Jayden Williamson | 12 | 5-10 | 192 | RB/DB | 86 | 86 | Jack Hutchins | 11 | 6-2 | 170 | TE/LB |
| 39 | 39 | Ethan Merk | 9 | 5-6 | 115 | RB/DB | 87 | 87 | Colton Colegate | 10 | 5-11 | 163 | TE/DL |
| 40 | 40 | Brady Rehage | 9 | 5-10 | 140 | RB/LB | 88 | 88 | David Badesco | 10 | 5-9 | 160 | WR/DB |
| 41 | 41 | Justin Ryan | 10 | 5-7 | 197 | TE/LB | 89 | 89 | Jacob Proctor | 12 | 5-5 | 151 | WR/DB |
| 42 | 42 | Carson Davis | 9 | 5-5 | 126 | FB/LB | 90 | 90 | Dylan Cherry | 9 | 5-9 | 120 | WR/DB |
| 42 | 42 | Landon Foster | 12 | 5-10 | 168 | RB/LB | 91 | 91 | Noah Wilhelm | 9 | 5-3 | 130 | TE/LB |
| 43 | 43 | Zac Riley | 10 | 5-7 | 135 | WR/LB | 92 | 92 | Justin Laymon | 10 | 6-0 | 221 | TE/DL |
| 44 | 44 | Nathan Griffin | 9 | 6-0 | 157 | FB/LB | 94 | 94 | Zach Henson | 11 | 6-0 | 200 | TE/DL |
| 45 | 45 | Nicholas Griffin | 10 | 5-10 | 170 | TE/LB | 95 | 95 | Mitch Behrle | 10 | 6-3 | 227 | TE/DL |
| 46 | 46 | Gabe Patton | 10 | 5-9 | 190 | TE/DL | 97 | 97 | Brandon Maness | 9 | 5-3 | 160 | RB/DB |
| 47 | 47 | Tanner Yocum | 12 | 5-10 | 185 | RB/LB | 98 | 98 | Jacob Poindexter | 10 | 5-9 | 174 | TE/DL |
| 47 | 47 | Dylan Kolde | 9 | 5-7 | 130 | RB/LB | 99 | 99 | Andrew Ober | 10 | 6-1 | 180 | TE/DL |
| 48 | 48 | Caden Browndyke | 11 | 5-11 | 155 | K | | | | | | | |

East Central Trojans

Class 4A



Team Statistics

| | East Central | Opponents |
|--------------------------------|--------------|------------|
| Total Points / Points Per Game | 465/33.1 | 164/11.7 |
| First Downs / Per Game | 211/15 | 157/11.2 |
| Rushing Yards / Per Game | 3620/258.57 | 1422/101.5 |
| Passing Yards / Per Game | 1012/72.3 | 1224/87.4 |
| Total Yards / Per Game | 4632/330.8 | 2646/189.0 |
| Fumbles Recovered By | 14 | 11 |
| Intercepted By | 13 | 4 |
| Total Punts / Average | 37/38.1 | 62/32.3 |
| Penalties / Yards | 91/810 | 80/674 |

Individual Statistics

| Scoring | G | TD | 1-Pt. | 2-Pt. | FG | TP | PPG |
|--------------------|----|----|-------|-------|----|-----|------|
| 1 Logan Storie | 14 | 23 | - | - | - | 140 | 10.0 |
| 12 Alex Maxwell | 13 | 19 | - | 1 | - | 116 | 8.9 |
| 48 Caden Browndyke | 14 | 0 | 49 | - | 8 | 73 | 5.2 |
| 85 Justin Brown | 14 | 5 | - | 1 | - | 32 | 2.3 |
| 14 Eric Rosemeyer | 14 | 5 | - | - | - | 30 | 2.1 |

| Rushing | G | Att. | Yds. | TD | YPG | YPC | Long |
|----------------------|----|------|------|----|-------|-----|------|
| 1 Logan Storie | 14 | 237 | 1922 | 22 | 137.3 | 8.1 | 83 |
| 12 Alex Maxwell | 13 | 162 | 989 | 19 | 76.0 | 6.1 | 56 |
| 14 Eric Rosemeyer | 14 | 69 | 330 | 5 | 23.5 | 4.8 | 33 |
| 37 Troy Teepe | 10 | 34 | 186 | 4 | 18.6 | 5.5 | 16 |
| 39 Jayden Williamson | 12 | 31 | 123 | 2 | 10.2 | 4.0 | 12 |

| Passing | G | Comp. | Att. | Int. | TD | Yds. | YPG |
|-----------------|----|-------|------|------|----|------|------|
| 12 Alex Maxwell | 13 | 53 | 89 | 2 | 4 | 607 | 46.7 |
| 3 Isaiah Wheat | 9 | 27 | 52 | 2 | 3 | 392 | 49.0 |

| Receiving | G | Rec. | Yds. | TD | YPG | YPC | Long |
|-------------------|----|------|------|----|------|------|------|
| 85 Justin Brown | 14 | 26 | 408 | 5 | 29.1 | 15.7 | 52 |
| 21 Matt Lewis | 14 | 14 | 157 | 0 | 11.2 | 11.2 | 42 |
| 22 Jake Seiwert | 14 | 15 | 140 | 1 | 10.0 | 9.3 | 25 |
| 1 Logan Storie | 14 | 10 | 210 | 1 | 15.0 | 21.0 | 66 |
| 14 Eric Rosemeyer | 14 | 6 | 38 | 0 | 2.7 | 6.3 | 17 |

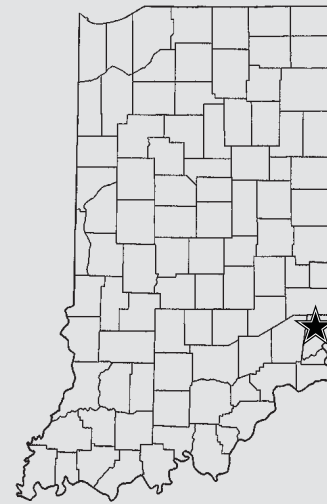
| Defense | G | Tackles | For Loss | Sacks | INT | FF | FR |
|----------------------|----|---------|----------|-------|-----|----|----|
| 42 Landon Foster | 14 | 78 | 8.5 | 3 | 0 | 1 | 1 |
| 47 Tanner Yocum | 13 | 75 | 9.0 | 3 | 1 | 1 | 1 |
| 23 Logan Moser | 13 | 64 | 12.0 | 2 | 1 | 2 | 1 |
| 50 Keegan Gindling | 13 | 67 | 9.5 | 5 | 0 | 0 | 1 |
| 39 Jayden Williamson | 11 | 54 | 7.0 | 1.5 | 1 | 0 | 0 |
| 7 Devon Donawerth | 13 | 52 | 4.0 | 0 | 3 | 2 | 1 |

State Finals History

State Champion: **(1)** 1994 (4A)
 Runner-Up: **(2)** 1993 (4A), 2015 (4A)
 Appearances: **(4)** 1993 (4A), 1994 (4A),
 2015 (4A), 2017 (4A)



Justin Roden
 Head Coach
 46-20 (5th year)
 46-20 (5th year overall)



Team Facts

City/Town: St. Leon
 County: Dearborn
 Superintendent: Dr. Andrew Jackson
 Principal: Kim Simonson
 Athletic Director: Don Stonefield
 Head Coach: Justin Roden
 Assistant Coaches: Tim Behlmer, Scott Hall,
 Doug Hoog, Tyler Elrod, Tyler Rohrbacker,
 Tyler Hall, Randy Maxwell, Dan Foster,
 Pat Hutchins, Scott Greiwe, Mike Wheat,
 Tony Henson, John Roth, David Browndyke,
 Dennis Stonefield, Spencer Powell
 Student Managers:
 Sara Miller, Bianca Camarena
 Offensive Formation: Multiple
 Defensive Formation: Odd Front
 Colors: Black and Red
 Conference: Eastern Indiana Athletic
 Enrollment: 1,305
 Last Year's W-L Record: 11-3
 @ECTrojansSports

Season Results (11-3)

8/18 at Lawrenceburg W 15-14
 8/25 Harrison (OH) (OT) L 24-27
 9/1 Cincinnati LaSalle (OH) L 0-13
 9/8 at Franklin County W 41-36
 9/15 at Batesville W 51-10
 9/22 South Dearborn W 34-0
 9/29 Connersville W 50-0
 10/6 Greensburg W 51-0
 10/13 at Indpls. Bishop Chatard L 14-31

Sectional

10/20 at Edgewood W 48-6
 10/27 South Dearborn W 51-0
 11/3 Silver Creek W 24-0

Regional

11/10 Evansville Central W 35-13

Semi-State

11/17 Greenwood W 27-14

DEPTH CHART

Please list your two-deeps at each position.

Offense

| Pos. | No. | Name |
|------|-----|--------------|
| QB | 12 | Alex Maxwell |
| | 3 | Isaiah Wheat |

| | | |
|----|---|--------------|
| TB | 1 | Logan Storie |
| | 2 | Noah Wheat |

| | | |
|-----------|----|-------------------|
| FB/ WB | 37 | Troy Teepe |
| | 39 | Jayden Williamson |

| | | |
|-----|----|----------------|
| Y-H | 85 | Justin Brown |
| | 14 | Eric Rosemeyer |

| | | |
|---|----|---------------|
| X | 22 | Jake Seiwert |
| | 86 | David Badesco |

| | | |
|---|----|------------|
| Z | 21 | Matt Lewis |
| | 25 | Mac Studer |

| | | |
|----|----|--------------|
| LT | 77 | Cole Rosfeld |
| | 53 | Logan Adams |

| | | |
|----|----|---------------|
| LG | 51 | Cody Bentley |
| | 73 | Trevor Snipes |

| | | |
|---|----|-----------------|
| C | 54 | Michael Medlock |
| | 59 | Tyler Trammel |

| | | |
|----|----|---------------------|
| RG | 63 | Hunter Tidwell |
| | 56 | Anthony Bartholomew |

| | | |
|----|----|--------------------|
| RT | 60 | Luke Collingsworth |
| | 75 | Hunter Getz |

Specialists

| Pos. | No. | Name |
|--------|-----|----------------|
| Punter | 14 | Eric Rosemeyer |

| | | |
|-------------|----|-----------------|
| Placekicker | 48 | Caden Browndyke |
| | 20 | Peyton Wilhelm |

| | | |
|----------|----|-----------------|
| Kickoffs | 48 | Caden Browndyke |
|----------|----|-----------------|

| | | |
|--------------|---|-----------|
| Long Snapper | 8 | Brett Fox |
|--------------|---|-----------|

| | | |
|--------|---|--------------|
| Holder | 3 | Isaiah Wheat |
|--------|---|--------------|

| | | |
|--------------|---|-----------------|
| Punt Returns | 7 | Devon Donawerth |
|--------------|---|-----------------|

| | | |
|-----------------|---|--------------|
| Kickoff Returns | 1 | Logan Storie |
|-----------------|---|--------------|

Defense

| Pos. | No. | Name |
|------|-----|-----------------|
| DT | 50 | Keegan Gindling |
| | 84 | Dayton Haft |

| | | |
|----|----|-------------|
| NT | 62 | Gage Ertel |
| | 41 | Justin Ryan |

| | | |
|----|----|------------|
| DT | 66 | Gaar Ertel |
| | 8 | Brett Fox |

| | | |
|------|----|---------------|
| Whip | 42 | Landon Foster |
| | 86 | Jack Hutchins |

| | | |
|------|----|--------------|
| Stud | 23 | Logan Moser |
| | 5 | Kyle Krummen |

| | | |
|------|----|------------------|
| Will | 47 | Tanner Yocum |
| | 45 | Nicholas Griffin |

| | | |
|-----|----|-------------------|
| Sam | 39 | Jayden Williamson |
| | 17 | Evan Greiwe |

| | | |
|----|----|-----------------|
| SS | 7 | Devon Donaworth |
| | 80 | Gunnar Seig |

| | | |
|----|----|----------------|
| FS | 44 | Nathan Griffin |
| | 24 | Corey Hoog |

| | | |
|------|----|--------------|
| B CB | 36 | Nathan Lloyd |
| | 35 | Luke Kelly |

| | | |
|------|---|--------------|
| F CB | 9 | Chase Ludwig |
| | 4 | Eli Kramer |

HEAD COACH PROFILE

| | | | |
|---|-----------------------------------|--|--|
| School : | East Central High School | | |
| Name: | Justin J. Roden | | |
| Age: | 41 | | |
| Spouse's Name: | Jennifer Roden | | |
| Years Married: | 18 | | |
| Children's Names, Ages: | Joseph Tanner (13) Hailey (16) | | |
| Current Occupation, Employer: | Teacher – US History East Central | | |
| No. of Yrs.: | 17 | | |
| If a teacher, what subjects and grades do you teach: | HS – World and US History | | |

| | |
|--|--------------------------------|
| Education | |
| High School Attended, Year Graduated: | Colerain (Cincinnati) 1995 |
| College Attended, Year Graduated: | Mt. St. Joseph University 2000 |
| Degree(s) / Major: | BA - History |

| | | |
|-------------------------------|---|-------------------------------------|
| Athletic Participation | | |
| Sport | High School Years (ie: 1972, 73) | College Years (ie: 1976, 77) |
| Colerain – Football/Track | 1994-1994 | |
| MSJ – Football | | 1995-2000 |
| | | |

| |
|---|
| As a high school or college player, have you ever competed in a State or National Championship Event in any sport? If yes, please give details: |
| HS – State Semis 1994 (Colerain HS) as a player State Champions as an Asst. Coach (Ohio-I 2004) Colerain HS State Runner-Up as a Head Coach (Indiana 4A 2015) East Central HS |

| | |
|--|-------------------|
| Coaching Experience (Football Only) | |
| Years as Varsity Head Coach at Current School (ie: 5 years): | 5 years |
| Actual Years as Varsity Head Coach at Current School (ie: 1996-2000): | 2013-2017 |
| Record as Varsity Head Coach at Current School: | 45-20 |
| Overall Varsity Head Coaching Record: | 45-20 |
| Do you coach any other sports at your school? | JV Girls Softball |

| | | | |
|---|---------------------|-----------------------------|--|
| Please list below where you've coached during your career starting with your current position: | | | |
| School | Head / Asst. | No. of Years (ie: 5) | Actual Years (ie: 1992-present) |
| East Central | Asst/Head | 2/5 | 2011-12/2013-present |
| Mt. St. Joseph | Asst | 2 | 2009-2010 |
| Cincinnati Oak Hills | Asst | 3 | 2006-08 |
| Cincinnati Mt. Healthy | Asst | 1 | 2005 |
| Cincinnati Colerain | Asst | 5 | 2000-04 |

| | |
|--|--------------------|
| Tournament Championships (As the Varsity Head Coach, list years your team won): | |
| Sectional: | 3-2015, 2016, 2017 |
| Regional: | 3-2015, 2016, 2017 |
| Semi-State: | 2-2015, 2017 |
| State Championship: | |

| |
|---|
| Something Interesting About You Personally or Professionally That People Might Not Know: |
| My brother is a defensive coordinator at Cincinnati LaSalle HS |



Kokomo Wildkats

Class 5A



| Lt. | Dk. | Name | Gr. | Ht. | Wt. | Position(s) |
|-----|-----|--------------------|-----|------|-----|-------------|
| 1 | 1 | Antonio Jones | 12 | 5-10 | 160 | RB/DB |
| 2 | 2 | Donte Smoot | 12 | 5-11 | 180 | RB/LB |
| 4 | 4 | Brady Wiese | 11 | 5-6 | 150 | WR/DB |
| 6 | 6 | Jack Perkins | 12 | 6-1 | 195 | RB/DB |
| 7 | 7 | Kyle Wade | 12 | 6-3 | 225 | QB/DB |
| 8 | 8 | Noah Cameron | 11 | 6-1 | 180 | TE/LB |
| 10 | 10 | Rylee Burnett | 11 | 6-0 | 175 | TE/LB |
| 11 | 11 | Ahbrahahm Jones | 10 | 5-11 | 175 | RB/DB |
| 12 | 12 | Jacob Ward | 9 | 5-6 | 140 | RB/DB |
| 14 | 14 | Luke Cameron | 12 | 6-1 | 205 | RB/DB |
| 15 | 15 | Trenton Price | 9 | 5-10 | 160 | TE/LB |
| 18 | 18 | Colt Munsey | 12 | 6-1 | 175 | WR/DB |
| 19 | 19 | Kohl Beard | 10 | 6-3 | 190 | WR/LB |
| 21 | 21 | Steven Edwards | 11 | 6-0 | 175 | RB/DB |
| 22 | 22 | Christopher Thomas | 10 | 5-9 | 160 | FB/LB |
| 23 | 23 | Jabrian Adams | 11 | 5-10 | 185 | RB/LB |
| 25 | 25 | Elrico Barbary | 11 | 5-7 | 160 | QB/DB |
| 26 | 26 | Dashaun Coleman | 9 | 5-10 | 145 | RB/DB |
| 27 | 27 | Noa Wainsscott | 9 | 5-10 | 150 | RB/DB |
| 28 | 28 | Broadric Smith | 12 | 6-0 | 180 | RB/LB |
| 30 | 30 | Max Waltemath | 12 | 5-9 | 155 | K/P |
| 31 | 31 | Torian Smith | 9 | 5-9 | 135 | RB/DB |
| 32 | 32 | Logan Caudill | 9 | 5-10 | 120 | QB/DB |
| 33 | 33 | Aion Jones | 12 | 5-10 | 180 | RB/DL |
| 34 | 34 | Andrew Jones | 11 | 6-0 | 165 | RB/LB |
| 38 | 38 | Dashawn Winston | 11 | 5-8 | 165 | RB/DB |
| 41 | 41 | Ethan Guire | 9 | 5-10 | 160 | TE/LB |
| 43 | 43 | Noah Hurlock | 12 | 5-11 | 195 | FB/LB |
| 44 | 44 | Mitchell Van Horn | 9 | 5-11 | 190 | FB/LB |

| Lt. | Dk. | Name | Gr. | Ht. | Wt. | Position(s) |
|-----|-----|-------------------|-----|------|-----|-------------|
| 45 | 45 | Arrick Behny | 11 | 5-10 | 160 | RB/DB |
| 48 | 48 | Ethan Marciniak | 10 | 5-7 | 165 | RB/DB |
| 50 | 50 | Cy Willis | 11 | 5-10 | 220 | OL/DL |
| 51 | 85 | James Bufkin | 11 | 6-0 | 185 | TE/LB |
| 52 | 90 | Javias Gray | 11 | 5-10 | 265 | OL/DL |
| 53 | 53 | Estevan Small | 10 | 5-6 | 210 | OL/DL |
| 54 | 54 | Cody Westerman | 10 | 5-11 | 190 | OL/LB |
| 55 | 55 | Varteese Mayfield | 12 | 5-11 | 220 | OL/LB |
| 57 | 57 | Myles Lenoir | 9 | 5-4 | 170 | OL/LB |
| 58 | 58 | Dalton Berry | 9 | 5-9 | 250 | OL/DL |
| 64 | 64 | Bronson Smith | 9 | 5-9 | 180 | OL/DL |
| 65 | 65 | Trevion Johnson | 10 | 5-9 | 240 | OL/DL |
| 66 | 66 | Cameron Julbert | 12 | 6-1 | 225 | OL/DL |
| 68 | 68 | Brook Bufkin | 9 | 6-0 | 225 | OL/DL |
| 70 | 70 | Nathan Pine | 12 | 6-5 | 290 | OL/DL |
| 71 | 71 | Sam Baity | 9 | 5-10 | 260 | OL/DL |
| 72 | 72 | Aeden Ligon | 12 | 6-0 | 225 | OL/DL |
| 73 | 73 | Kaleb Roberson | 11 | 5-11 | 225 | OL/DL |
| 74 | 74 | Jyson Purnell | 10 | 6-1 | 290 | OL/DL |
| 75 | 75 | Gavin Bitner | 12 | 6-1 | 270 | OL/DL |
| 76 | 76 | Chris White | 10 | 5-10 | 220 | OL/DL |
| 77 | 77 | Seth Stonebraker | 11 | 6-3 | 360 | OL/DL |
| 78 | 78 | Deonte Young | 10 | 5-10 | 240 | OL/DL |
| 79 | 79 | Anthony Fox | 12 | 6-1 | 270 | OL/DL |
| 80 | 80 | Noah Smalley | 9 | 6-4 | 200 | TE/DL |
| 81 | 81 | Bryson Shoemaker | 9 | 5-9 | 190 | TE/DL |
| 84 | 84 | Darius Thompson | 11 | 6-3 | 225 | TE/DL |
| 87 | 87 | Kaijon East | 12 | 6-1 | 220 | TE/DL |
| 88 | 88 | Caleb Selley | 9 | 5-9 | 160 | TE/LB |

Kokomo Wildkats

Class 5A



Team Statistics

| | Kokomo | Opponents |
|--------------------------------|--------------|--------------|
| Total Points / Points Per Game | 335 / 25.8 | 215 / 16.5 |
| First Downs / Per Game | 207 / 15.9 | 149 / 11.5 |
| Rushing Yards / Per Game | 2433 / 187.2 | 1619 / 124.5 |
| Passing Yards / Per Game | 1592 / 122.5 | 1370 / 105.4 |
| Total Yards / Per Game | 4025 / 309.6 | 2989 / 229.9 |
| Fumbles Recovered By | 13 | 14 |
| Intercepted By | 15 | 8 |
| Total Punts / Average | 39 / 34.1 | 49 / 33.5 |
| Penalties / Yards | 82 / 746 | 91 / 712 |

Individual Statistics

| Scoring | G | TD | 1-Pt. | 2-Pt. | FG | TP | PPG |
|-------------------|----|----|-------|-------|----|----|-----|
| 7 Kyle Wade | 13 | 11 | 0 | 0 | 0 | 66 | 5.1 |
| 21 Steven Edwards | 6 | 9 | 0 | 0 | 0 | 54 | 9 |
| 43 Noah Hurlock | 13 | 8 | 0 | 0 | 0 | 50 | 3.8 |
| 6 Jack Perkins | 8 | 8 | 0 | 1 | 0 | 48 | 6 |
| 30 Max Waltemath | 13 | 0 | 38 | 0 | 3 | 47 | 3.6 |

| Rushing | G | Att. | Yds. | TD | YPG | YPC | Long |
|-------------------|----|------|------|----|------|-----|------|
| 6 Jack Perkins | 8 | 108 | 552 | 7 | 69.0 | 5.1 | 74 |
| 7 Kyle Wade | 13 | 149 | 518 | 11 | 39.8 | 3.5 | 45 |
| 21 Steven Edwards | 6 | 38 | 312 | 3 | 52.0 | 8.2 | 89 |
| 2 Donte Smoot | 10 | 65 | 310 | 4 | 31.0 | 4.8 | 71 |
| 43 Noah Hurlock | 13 | 46 | 233 | 5 | 17.9 | 5.1 | 19 |

| Passing | G | Comp. | Att. | Int. | TD | Yds. | YPG |
|----------------|----|-------|------|------|----|------|-------|
| 7 Kyle Wade | 13 | 105 | 179 | 8 | 15 | 1583 | 121.8 |
| 6 Jack Perkins | 8 | 1 | 2 | 0 | 0 | 9 | 1.1 |
| 4 Brady Wiese | 8 | 1 | 1 | 0 | 0 | 0 | 0 |

| Receiving | G | Rec. | Yds. | TD | YPG | YPC | Long |
|-------------------|----|------|------|----|------|------|------|
| 6 Jack Perkins | 8 | 21 | 380 | 1 | 47.5 | 18.1 | 46 |
| 21 Steven Edwards | 6 | 16 | 377 | 6 | 62.8 | 23.6 | 59 |
| 8 Noah Cameron | 12 | 16 | 181 | 0 | 15.1 | 11.3 | 26 |
| 43 Noah Hurlock | 13 | 14 | 206 | 3 | 15.8 | 14.7 | 35 |
| 19 Kohl Beard | 12 | 8 | 154 | 3 | 12.8 | 19.2 | 39 |

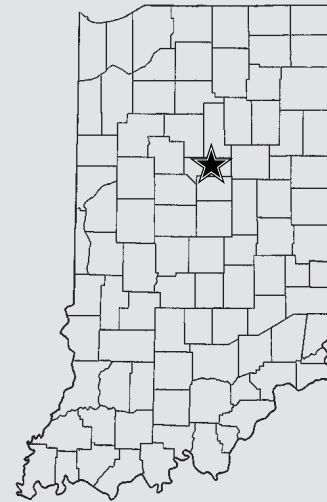
| Defense | G | Tackles | For Loss | Sacks | INT | FF | FR |
|------------------|----|---------|----------|-------|-----|----|----|
| 23 Jabrian Adams | 13 | 90 | 11.5 | 1.5 | 2 | 0 | 1 |
| 43 Noah Hurlock | 13 | 89 | 27.5 | 1.5 | 2 | 2 | 1 |
| 14 Luke Cameron | 13 | 69 | 3.0 | 0 | 3 | 1 | 1 |
| 28 Brody Smith | 13 | 48 | 6.0 | 0 | 3 | 1 | 1 |
| 90 Javias Gray | 13 | 46 | 8.0 | 1 | 0 | 0 | 1 |
| 33 Aion Jones | 13 | 43 | 4.5 | 1 | 0 | 0 | 1 |

State Finals History

First Appearance



Brett Colby
Head Coach
90-30 (11th year)
205-97 (28th year overall)



Team Facts

City/Town: Kokomo

County: Howard

Superintendent: Dr. Jeff Hauswald

Principal: Angela Blessing

Athletic Director: Jason Snyder

Asst. Athletic Directors: Sean Swan, Aaron Hyman

Head Coach: Brett Colby

Assistant Coaches: Richard Benberry, Jacob Bough, Austin Colby, Cameron Colby, Ron Colby, Andy Dicken, Brian Mikesell, Mike Miller, Bobby Pettigrew, Casey Price, Braxton Shelton, Ray Shepherd, Adrian Walker, Ryan Wells

Student Managers: Zoem Aviles Emily Bryant, Savannah Emmons, Breann Galaher, Branson Guge, Amaya Martin, Kolton Mickle, Isaiah Slaughter, Claire Smith

Offensive Formation: Double Wing

Defensive Formation: 4-2

Colors: Red and Blue

Conference: North Central

Enrollment: 1,853

Last Year's W-L Record: 8-3

@KHS_AD

Season Results (9-4)

| | | | |
|-------|------------------------------|---|-------|
| 8/18 | Hamilton Southeastern | L | 2-24 |
| 8/25 | at Hamilton Heights | W | 19-7 |
| 9/1 | at Marion | W | 17-14 |
| 9/8 | at McCutcheon | L | 10-26 |
| 9/15 | Lafayette Jefferson | L | 28-48 |
| 9/22 | Anderson | W | 56-7 |
| 9/29 | Logansport | W | 48-7 |
| 10/6 | at Harrison (West Lafayette) | L | 7-24 |
| 10/13 | Indpls. Arsenal Tech | W | 44-8 |

Sectional

| | | | |
|-------|---------------------------|---|------|
| 10/27 | Harrison (West Lafayette) | W | 13-8 |
| 11/3 | at McCutcheon | W | 37-7 |

Regional

| | | | |
|-------|---------------|---|-------|
| 11/10 | at Zionsville | W | 33-21 |
|-------|---------------|---|-------|

Semi-State

| | | | |
|-------|---------------|---|-------|
| 11/17 | Michigan City | W | 21-14 |
|-------|---------------|---|-------|

DEPTH CHART

Please list your two-deeps at each position.

Offense

| Pos. | No. | Name |
|------|-----|---------------|
| LTE | 10 | Rylee Burnett |
| LTE | 19 | Kohl Beard |

| | | |
|----|----|----------------|
| LT | 73 | Kaleb Roberson |
| LT | 75 | Gavin Bitner |

| | | |
|----|----|-----------------|
| LG | 66 | Cameron Julbert |
| LG | 5 | Cy Willis |

| | | |
|---|----|-------------|
| C | 72 | Aeden Ligon |
| C | 90 | Javias Gray |

| | | |
|----|----|-------------------|
| RG | 55 | Varteese Mayfield |
| RG | 85 | James Bufkin |

| | | |
|----|----|--------------|
| RT | 70 | Nathan Pine |
| RT | 75 | Gavin Bitner |

| | | |
|-----|----|--------------|
| RTE | 90 | Javias Gray |
| RTE | 85 | James Bufkin |

| | | |
|----|----|--------------|
| QB | 7 | Kyle Wade |
| QB | 25 | Rico Barbary |

| | | |
|----|----|--------------|
| FB | 43 | Noah Hurlock |
| FB | 33 | Aion Jones |

| | | |
|-----|----|-----------------|
| RWB | 14 | Luke Cameron |
| RWB | 38 | DeShawn Winston |

| | | |
|-----|---|--------------|
| LWB | 6 | Jack Perkins |
| LWB | 2 | Donte Smoot |
| | | |

Specialists

| Pos. | No. | Name |
|--------|-----|-------------|
| Punter | 7 | Kyle Wade |
| | 28 | Brody Smith |

| | | |
|-------------|----|---------------|
| Placekicker | 30 | Max Waltemath |
| | 65 | Tre Johnson |

| | | |
|----------|----|---------------|
| Kickoffs | 30 | Max Waltemath |
| | 65 | Tre Johnson |

| | | |
|--------------|----|-------------------|
| Long Snapper | 55 | Varteese Mayfield |
| | 7 | Kyle Wade |

| | | |
|--------|----|--------------|
| Holder | 7 | Kyle Wade |
| | 43 | Noah Hurlock |

| | | |
|--------------|----|--------------|
| Punt Returns | 14 | Luke Cameron |
| | 8 | Noah Cameron |

| | | |
|-----------------|----|--------------|
| Kickoff Returns | 28 | Brody Smith |
| | 8 | Noah Cameron |

Defense

| Pos. | No. | Name |
|------|-----|-----------------|
| SE | 87 | Kaijon East |
| SE | 66 | Cameron Julbert |

| | | |
|----|----|-------------|
| ST | 79 | Anthony Fox |
| ST | 50 | Cy Willis |

| | | |
|----|----|--------------|
| NG | 90 | Javias Gray |
| NG | 78 | Deonte Young |

| | | |
|-----|----|-------------|
| RAM | 33 | Aion Jones |
| RAM | 87 | Kaijon East |

| | | |
|-----|----|---------------|
| ILB | 23 | Jabrian Adams |
| ILB | 85 | James Bufkin |

| | | |
|-----|----|--------------|
| ILB | 43 | Noah Hurlock |
| ILB | 33 | Aion Jones |

| | | |
|-----|----|-------------|
| OLB | 28 | Brody Smith |
| OLB | 19 | Kohl Beard |

| | | |
|-----|----|-----------------|
| OLB | 19 | Kohl Beard |
| OLB | 38 | DeShawn Winston |

| | | |
|----|---|---------------|
| CB | 1 | Antonio Jones |
| CB | 6 | Jack Perkins |

| | | |
|----|----|--------------|
| CB | 8 | Noah Cameron |
| CB | 18 | Colt Munsey |

| | | |
|----|----|-----------------|
| FS | 14 | Luke Cameron |
| FS | 26 | Dashaun Coleman |

HEAD COACH PROFILE

| | | | |
|---|--|--|--|
| School: | Kokomo High School | | |
| Name: | Brett Colby | | |
| Age: | 54 | | |
| Spouse's Name: | Joni | | |
| Years Married: | 32 | | |
| Children's Names, Ages: | Austin and Cameron | | |
| Current Occupation, Employer: | Teacher, Kokomo School Corporation | | |
| No. of Yrs.: | 11 | | |
| If a teacher, what subjects and grades do you teach: | US History and Adv. PE (Weight Training) | | |

| | |
|--|--------------------------|
| Education | |
| High School Attended, Year Graduated: | Western High School 1981 |
| College Attended, Year Graduated: | Indiana University 1985 |
| Degree(s) / Major: | Business and Education |

| | | |
|-------------------------------|---|-------------------------------------|
| Athletic Participation | | |
| Sport | High School Years (ie: 1972, 73) | College Years (ie: 1976, 77) |
| Football | 1978-81 | |
| Wrestling | 1979-81 | |
| | | |

| |
|--|
| As a high school or college player, have you ever competed in a State or National Championship Event in any sport? If yes, please give details: |
| No |

| | |
|--|----------|
| Coaching Experience (Football Only) | |
| Years as Varsity Head Coach at Current School (ie: 5 years): | 11 years |
| Actual Years as Varsity Head Coach at Current School (ie: 1996-2000): | 28 years |
| Record as Varsity Head Coach at Current School: | 90-30 |
| Overall Varsity Head Coaching Record: | 205-97 |
| Do you coach any other sports at your school? | No |

| | | | |
|---|---------------------|-----------------------------|--|
| Please list below where you've coached during your career starting with your current position: | | | |
| School | Head / Asst. | No. of Years (ie: 5) | Actual Years (ie: 1992-present) |
| Western High School | Asst | 3 | 1986-1988 |
| Sheridan | Asst. | 1 | 1989 |
| South Newton | Head | 7 | 1990-1996 |
| Frankfort | Head | 10 | 1997-2006 |
| Kokomo | Head | 11 | 2007-present |

| | |
|--|--|
| Tournament Championships (As the Varsity Head Coach, list years your team won): | |
| Sectional: | 1992, 1997, 2001, 2006, 2015, 2016, 2017 |
| Regional: | 2015, 2017 |
| Semi-State: | 2017 |
| State Championship: | - |

| |
|--|
| Something Interesting About You Personally or Professionally That People Might Not Know: |
| Coached with my father as my assistant for 27 of my 28 years and both of my sons are on staff currently as well. |



Columbus East Olympians

Class 5A



| Lt. | Dk. | Name | Gr. | Ht. | Wt. | Position(s) | Lt. | Dk. | Name | Gr. | Ht. | Wt. | Position(s) |
|-----|-----|--------------------|-----|------|-----|-------------|-----|-----|--------------------|-----|------|-----|-------------|
| 2 | 2 | Josh Major | 12 | 5-11 | 160 | QB | 51 | 51 | Jacob Sitterding | 11 | 6-3 | 210 | OL/DL |
| 3 | 3 | Julian Greenwell | 11 | 6-0 | 200 | RB/LB | 52 | 52 | Dalton Anderson | 11 | 6-3 | 290 | OL |
| 4 | 4 | Caleb Pettit | 12 | 5-11 | 175 | DB | 53 | 53 | Jacob Bolte | 11 | 6-1 | 200 | OL |
| 5 | 5 | Thorne Ross | 10 | 5-5 | 160 | RB/LB | 54 | 54 | Mark Scitutto | 12 | 6-0 | 250 | OL |
| 6 | 6 | William Stainbrook | 12 | 5-5 | 150 | WR/DB | 55 | 55 | Jake O'Connor | 10 | 5-10 | 210 | OL/DL |
| 7 | 7 | Sam Thomasson | 11 | 6-1 | 175 | K/P | 56 | 56 | Ryan Smith | 10 | 5-7 | 160 | OL/DL |
| 8 | 8 | Trevor Foster | 11 | 5-10 | 145 | R/DB | 57 | 57 | Cole McCarter | 12 | 6-1 | 240 | OL/DL |
| 9 | 9 | Ethan Summa | 12 | 6-2 | 185 | R/DB | 58 | 58 | Brock Nolting | 11 | 6-0 | 205 | OL/DL |
| 10 | 10 | Tucker Schwarze | 10 | 5-9 | 160 | TE/LB | 59 | 59 | Zachary Black | 12 | 6-0 | 210 | DL |
| 11 | 11 | Tyler Settle | 10 | 5-11 | 150 | WR/DB | 60 | 60 | Nash Murphy | 11 | 6-1 | 210 | OL/LB |
| 12 | 12 | Jonah Wichman | 11 | 6-1 | 180 | R/DB | 61 | 61 | Hunter Hilderbrand | 10 | 6-1 | 235 | OL/DL |
| 14 | 14 | Zach O'Connor | 12 | 6-0 | 185 | LB | 62 | 62 | Thomas Key | 10 | 6-2 | 180 | OL/DL |
| 15 | 15 | Stephen Gilley | 10 | 6-0 | 185 | QB | 63 | 63 | Zach Clark | 12 | 6-3 | 260 | OL |
| 17 | 17 | Dalton Back | 10 | 5-9 | 170 | WR/DB | 64 | 64 | Dakota Burton | 12 | 5-8 | 240 | OL |
| 18 | 18 | Klayton Brummett | 12 | 5-9 | 165 | WR/DB | 65 | 65 | Xander Brotzman | 9 | 5-9 | 175 | OL/DL |
| 19 | 19 | Peyton Joy | 10 | 5-5 | 110 | WR/DB | 66 | 66 | Eduardo Garcia | 11 | 5-9 | 190 | OL/DL |
| 20 | 20 | Caleb Burton | 12 | 5-9 | 170 | R/DB | 68 | 68 | Ric Wooten | 12 | 6-1 | 200 | DL |
| 22 | 22 | Jaedin Miller | 12 | 5-7 | 190 | TB | 70 | 70 | Tyler Knoef | 10 | 6-1 | 225 | OL/DL |
| 23 | 23 | Jamon Hogan | 12 | 5-7 | 160 | TB | 71 | 71 | Degean Lambert | 11 | 6-0 | 260 | OL/DL |
| 24 | 24 | Mark McDonald | 9 | 5-9 | 165 | TB/DB | 72 | 72 | Nick Law | 11 | 6-1 | 265 | OL |
| 25 | 25 | Lance Greiwe | 10 | 5-10 | 155 | RB/DB | 73 | 73 | Adam Spurgeon | 11 | 6-1 | 250 | OL/DL |
| 26 | 26 | Carson Yoder | 10 | 5-8 | 175 | TE/LB | 75 | 75 | Justin Streeval | 10 | 6-1 | 200 | OL/DL |
| 27 | 27 | Hunter Dickmeyer | 11 | 5-8 | 175 | RB/LB | 76 | 76 | Bryant Kerns | 12 | 6-6 | 300 | OL |
| 28 | 28 | Carson Gilpin | 12 | 5-8 | 200 | DE | 78 | 78 | Matt Romig | 11 | 6-6 | 230 | TE/DE |
| 29 | 29 | Cody Horner | 11 | 5-6 | 145 | R/DB | 79 | 79 | Codie Hagerdon | 12 | 6-3 | 290 | OL |
| 30 | 30 | Luke Poindexter | 12 | 6-2 | 155 | R/DB | 80 | 80 | Isaac VanCuren | 11 | 6-3 | 190 | TE/DE |
| 32 | 32 | Steven Henderson | 12 | 5-9 | 170 | R/DB | 81 | 81 | Dontae Seniors | 12 | 5-10 | 200 | DL |
| 33 | 33 | Parker Harrison | 9 | 5-10 | 175 | TE/LB | 82 | 82 | Jose Meza | 11 | 5-6 | 140 | DB |
| 34 | 34 | Jackon Lowe | 10 | 5-10 | 195 | TE/DE | 83 | 83 | Zach Pierce | 11 | 5-11 | 135 | WR/DB |
| 35 | 35 | Elijah Wilson | 10 | 5-5 | 195 | TE/DE | 84 | 84 | Kaalob Schmidt | 10 | 6-3 | 185 | TE/LB |
| 36 | 36 | Thomas Jenkins | 11 | 6-2 | 210 | TE/DE | 85 | 85 | Zander Gentry | 10 | 6-0 | 150 | WR/DB |
| 37 | 37 | Jacob Crouse | 10 | 5-9 | 145 | DE | 86 | 86 | Seth Chandler | 10 | 6-5 | 170 | WR/DB |
| 38 | 38 | Collin Phillips | 10 | 5-7 | 125 | WR/DB | 87 | 87 | Jacob Spratley | 12 | 6-2 | 190 | TE/DE |
| 42 | 42 | Ethan Niese | 12 | 5-6 | 135 | DB | 90 | 90 | Cory Harden | 10 | 6-1 | 170 | TE/LB |
| 43 | 43 | Erick Briseno | 11 | 5-5 | 135 | DB | 93 | 93 | Ty Henderson | 12 | 6-4 | 240 | DE |
| 48 | 48 | Tyler Thomas | 12 | 6-6 | 235 | TE/DL | 96 | 96 | Marquis Green | 12 | 6-0 | 300 | DL |
| 50 | 50 | Nick Booth | 12 | 6-0 | 225 | DL | 99 | 99 | Wyatt Albertson | 10 | 5-6 | 155 | DE |

Columbus East Olympians

Class 5A



Team Statistics

| | Columbus East | Opponents |
|--------------------------------|---------------|------------|
| Total Points / Points Per Game | 665/51.2 | 185/14.2 |
| First Downs / Per Game | 260/18.6 | 159/11.4 |
| Rushing Yards / Per Game | 5119/365.6 | 2051/146.5 |
| Passing Yards / Per Game | 1503/107.4 | 1282/91.6 |
| Total Yards / Per Game | 7407/529.1 | 3333/238.1 |
| Fumbles Recovered By | 9 | 4 |
| Intercepted By | 13 | 1 |
| Total Punts / Average | 23/35.1 | 33/32.3 |
| Penalties / Yards | 83/667 | 43/357 |



Individual Statistics

| Scoring | G | TD | 1-Pt. | 2-Pt. | FG | TP | PPG |
|------------------|----|----|-------|-------|----|-----|-----|
| 23 Jamon Hogan | 14 | 35 | 0 | 0 | 0 | 210 | 15 |
| 2 Josh Major | 14 | 20 | 0 | 4 | 0 | 124 | 8.9 |
| 22 Jaedin Miller | 14 | 20 | 0 | 0 | 0 | 120 | 8.6 |
| 7 Sam Thomasson | 14 | 0 | 90 | 0 | 1 | 93 | 6.6 |
| 9 Ethan Summa | 14 | 4 | 0 | 0 | 0 | 24 | 1.7 |

| Rushing | G | Att. | Yds. | TD | YPG | YPC | Long |
|------------------|----|------|------|----|------|------|------|
| 23 Jamon Hogan | 14 | 209 | 2184 | 35 | 156 | 10.5 | 63 |
| 2 Josh Major | 14 | 145 | 1294 | 20 | 92.4 | 8.9 | 51 |
| 22 Jaedin Miller | 14 | 119 | 720 | 20 | 51.4 | 6.1 | 25 |
| 25 Lance Greiwe | 10 | 62 | 479 | 4 | 47.9 | 7.7 | 28 |
| 24 Mark McDonald | 12 | 52 | 314 | 3 | 26.2 | 6.0 | 76 |


| Passing | G | Comp. | Att. | Int. | TD | Yds. | YPG |
|-----------------|----|-------|------|------|----|------|------|
| 2 Josh Major | 14 | 71 | 92 | 1 | 12 | 1226 | 87.6 |
| 15 Cole Gilley | 14 | 13 | 24 | 0 | 2 | 277 | 19.8 |
| 11 Tyler Settle | 8 | 1 | 1 | 0 | 1 | 4 | .5 |

| Receiving | G | Rec. | Yds. | TD | YPG | YPC | Long |
|---------------------|----|------|------|----|------|------|------|
| 17 Dalton Back | 10 | 19 | 345 | 3 | 34.5 | 18.2 | 54 |
| 29 Cody Horner | 10 | 15 | 325 | 4 | 32.5 | 21.7 | 36 |
| 9 Ethan Summa | 14 | 12 | 286 | 4 | 20.4 | 23.8 | 45 |
| 18 Klayton Brummett | 9 | 12 | 241 | 2 | 26.8 | 20.1 | 33 |
| 12 Jonah Wichman | 14 | 10 | 91 | 1 | 6.5 | 9.1 | 23 |

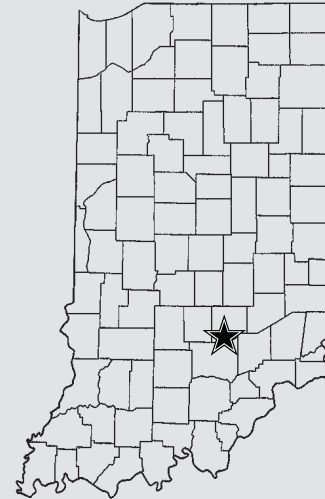
| Defense | G | Tackles | ForLoss | Sacks | INT | FF | FR |
|---------------------|----|---------|---------|-------|-----|----|----|
| 60 Nash Murphy | 14 | 126 | 13 | 11 | 0 | 0 | 1 |
| 9 Ethan Summa | 14 | 112 | 7 | 0 | 1 | 0 | 1 |
| 20 Charlie Burton | 14 | 84 | 13 | 0 | 2 | 2 | 0 |
| 3 Julian Greenwell | 14 | 75 | 3 | 1 | 1 | 0 | 0 |
| 93 Ty Henderson | 14 | 60 | 13 | 2 | 0 | 3 | 1 |
| 27 Hunter Dickmeyer | 11 | 62 | 7 | 0 | 0 | 0 | 1 |

State Finals History

State Champion: **(2)** 1979 (3A), 2013 (4A)
 Runner-Up: **(1)** 2016 (5A)
 Appearances: **(4)** 1979 (3A), 2013 (4A), 2016 (5A), 2017 (5A)



Bob Gaddis
 Head Coach
 184-24 (17th year)
 303-134 (39th year overall)



Team Facts

City/Town: Columbus
 County: Bartholomew
 Superintendent: Dr. Jim Roberts
 Principal: Mr. Mark Newell
 Athletic Director: Pete Huse
 Asst. Athletic Directors: Tyler Davis, Brent Chitty
 Head Coach: Bob Gaddis
 Assistant Coaches: Eddie Vogel, Jonathan Martin, David Miller, Pete Manowitz, Brian Muckerheide, Jarrod Pennycuff, John Sims, Scott Pherson, Dennis Pierce, Glen Brown, Bill Bergman, Jesse Asher, Rory McCoy, Thomas Smith, Tim Hilderbrand, Tony Harvey, Frank Anderson, Mark Dougherty, Tony Patterson, Dennis Brasher, Gunnar Ranard
 Student Managers: Steven Dornquast, Michael Tungate, Justin Mullins, Jordan Lane, Ashton Harper, Curtis Havard, Jenna Abraham, Jessica Thompson, Maddy Edgecomb
 Offensive Formation: Spread
 Defensive Formation: 4-3
 Colors: Orange and Brown
 Conference: Hoosier Hills
 Enrollment: 1540
 Last Year's W-L Record: 13-2

[@Col_East_Sports](#)

Season Results (13-1)

| | | | |
|-------|------------------------|---|-------|
| 8/18 | at Bloomington North | W | 42-17 |
| 8/25 | Columbus North | L | 17-34 |
| 9/1 | at Seymour | W | 44-6 |
| 9/8 | at Jennings County | W | 62-7 |
| 9/15 | New Albany | W | 77-34 |
| 9/22 | Floyd Central | W | 55-7 |
| 9/29 | at Madison | W | 56-3 |
| 10/6 | at Jeffersonville | W | 48-7 |
| 10/13 | Bedford North Lawrence | W | 48-24 |

Sectional

| | | | |
|-------|------------------------|---|-------|
| 10/20 | at Seymour | W | 63-0 |
| 10/27 | Bedford North Lawrence | W | 56-14 |
| 11/3 | at Floyd Central | W | 42-14 |

Regional

| | | | |
|-------|-------------------|---|-------|
| 11/10 | Terre Haute North | W | 49-18 |
|-------|-------------------|---|-------|

Semi-State

| | | | |
|-------|-------------------|---|-------|
| 11/17 | Indpls. Cathedral | W | 42-13 |
|-------|-------------------|---|-------|

DEPTH CHART

Please list your two-deeps at each position.

Offense

| Pos. | No. | Name |
|------|-----|-------------|
| X | 17 | Dalton Back |
| X | 9 | Ethan Summa |

| | | |
|---|----|--------------|
| H | 48 | Tyler Thomas |
| H | 29 | Cody Horner |

| | | |
|----|----|-------------|
| LT | 53 | Jacob Bolte |
| LT | 78 | Matt Romig |

| | | |
|----|----|----------------|
| LG | 64 | Dakota Burton |
| LG | 79 | Codie Hagerdon |

| | | |
|---|----|---------------|
| C | 57 | Cole McCarter |
| C | 60 | Nash Murphy |

| | | |
|----|----|---------------|
| RG | 54 | Marl Scitutto |
| RG | 72 | Nick Law |

| | | |
|----|----|-----------------|
| RT | 63 | Zach Clark |
| RT | 52 | Dalton Anderson |

| | | |
|---|----|----------------|
| Y | 80 | Isaac VanCuren |
| Y | 12 | Jonah Wichman |

| | | |
|---|----|------------------|
| Z | 18 | Klayton Brummett |
| Z | 83 | Zach Pierce |

| | | |
|----|----|-------------|
| QB | 2 | Josh Major |
| QB | 15 | Cole Gilley |

| | | |
|----|----|---------------|
| RB | 23 | Jamon Hogan |
| RB | 22 | Jaedin Miller |

Specialists

| Pos. | No. | Name |
|--------|-----|-------------|
| Punter | 15 | Cole Gilley |

| | | |
|-------------|---|---------------|
| Placekicker | 7 | Sam Thomasson |
|-------------|---|---------------|

| | | |
|----------|---|---------------|
| Kickoffs | 7 | Sam Thomasson |
|----------|---|---------------|

| | | |
|--------------|----|------------------|
| Long Snapper | 18 | Klayton Brummett |
|--------------|----|------------------|

| | | |
|--------|---|---------------|
| Holder | 8 | Jonah Wichman |
|--------|---|---------------|

| | | |
|--------------|---|------------------|
| Punt Returns | 3 | Julian Greenwell |
|--------------|---|------------------|

| | | |
|-----------------|----|---------------|
| Kickoff Returns | 25 | Lance Greiwe |
| | 24 | Mark McDonald |

Defense

| Pos. | No. | Name |
|------|-----|--------------|
| LE | 93 | Ty Henderson |
| LE | 90 | Cory Harden |

| | | |
|---|----|---------------|
| N | 50 | Nick Booth |
| N | 57 | Cole McCarter |

| | | |
|---|----|----------------|
| W | 20 | Charlie Burton |
| W | 22 | Jaedin Miller |

| | | |
|---|----|-----------------|
| M | 60 | Nash Murphy |
| M | 10 | Tucker Schwarze |

| | | |
|---|----|------------------|
| S | 14 | Zach O'Connor |
| S | 27 | Hunter Dickmeyer |

| | | |
|---|----|---------------|
| T | 48 | Tyler Thomas |
| T | 75 | Cole McCarter |

| | | |
|----|----|----------------|
| RE | 81 | Dontae Seniors |
| RE | 28 | Carson Gilpin |

| | | |
|----|----|-----------------|
| LC | 8 | Jonah Wichman |
| LC | 30 | Luke Poindexter |

| | | |
|---|----|-------------|
| F | 9 | Ethan Summa |
| F | 29 | Cody Horner |

| | | |
|---|----|------------------|
| O | 3 | Julian Greenwell |
| O | 11 | Tyler Settle |

| | | |
|----|----|----------------|
| RC | 4 | Caleb Pettit |
| RC | 32 | Nick Henderson |

HEAD COACH PROFILE

| | |
|---|---|
| School: | Columbus East |
| Name: | Bob Gaddis |
| Age: | 62 |
| Spouse's Name: | Karen Gaddis |
| Years Married: | 39 |
| Children's Names, Ages: | Alisha 36, Grant 30 |
| Current Occupation, Employer: | Guidance Department at CEHS/Bartholomew Consolidated School Corporation |
| No. of Yrs.: | 17 |
| If a teacher, what subjects and grades do you teach: | |

| | |
|--|---------------------------|
| Education | |
| High School Attended, Year Graduated: | Muncie South, 74 |
| College Attended, Year Graduated: | Ball State University, 78 |
| Degree(s) / Major: | BS/PE & Health |

| | | |
|-------------------------------|---|-------------------------------------|
| Athletic Participation | | |
| Sport | High School Years (ie: 1972, 73) | College Years (ie: 1976, 77) |
| Football | 1972-1974 | |
| Baseball | 1972-1974 | |
| | | |

As a high school or college player, have you ever competed in a State or National Championship Event in any sport? If yes, please give details:

| | |
|--|-----------|
| Coaching Experience (Football Only) | |
| Years as Varsity Head Coach at Current School (ie: 5 years): | 17 |
| Actual Years as Varsity Head Coach at Current School (ie: 1996-2000): | 2001-2017 |
| Record as Varsity Head Coach at Current School: | 184-24 |
| Overall Varsity Head Coaching Record: | 303-134 |
| Do you coach any other sports at your school? | NO |

| | | | |
|---|---------------------|-----------------------------|--|
| Please list below where you've coached during your career starting with your current position: | | | |
| School | Head / Asst. | No. of Years (ie: 5) | Actual Years (ie: 1992-present) |
| Columbus East | Head | 17 | 2001-present |
| Evansville Reitz | Head | 10 | 1991-2000 |
| Pike | Head | 2 | 1989-1990 |
| Danville | Head | 4 | 1985-1988 |
| South Putnam | Head | 3 | 1982-1984 |

| | |
|--|--|
| Tournament Championships (As the Varsity Head Coach, list years your team won): | |
| Sectional: | Danville ('86), Reitz ('92, '99), Columbus East ('04, '06, '07, '08, '11, '12, '13, '14, '16, '17) |
| Regional: | Danville ('86), Reitz ('92), Columbus East ('04, '06, '08, '11, '12, '13, '14, '16, '17) |
| Semi-State: | Columbus East (2013, 2016, & 2017) |
| State Championship: | Columbus East (2013) |

Something Interesting About You Personally or Professionally That People Might Not Know:

Assistant Executive Director of Indiana Football Coaches Association



Penn Kingsmen

Class 6A



| Lt. | Dk. | Name | Gr. | Ht. | Wt. | Position(s) | Lt. | Dk. | Name | Gr. | Ht. | Wt. | Position(s) |
|-----|-----|--------------------|-----|------|-----|-------------|-----|-----|--------------------------|-----|------|-----|-------------|
| 1 | 1 | Jackson Weston | 12 | 5-10 | 175 | DB | 52 | 52 | Benjamin Rairdon | 11 | 6-0 | 175 | DE |
| 3 | 3 | Ryan Lynch | 10 | 6-2 | 187 | QB | 53 | 53 | Benjamin Diedrich | 11 | 6-1 | 304 | OT |
| 4 | 2 | Zachariah Usenick | 12 | 6-3 | 190 | FL | 54 | 54 | Payton Humphreys | 11 | 6-2 | 238 | OG |
| 5 | 5 | Hunter Whitlow | 12 | 5-8 | 175 | RB | 55 | 51 | Alex Fish | 11 | 6-3 | 240 | C/OG |
| 6 | 6 | Andrew Schneider | 11 | 6-0 | 170 | OLB | 56 | 56 | Benjamin Boyer | 11 | 6-1 | 208 | OT |
| 7 | 7 | Johnny Ho | 11 | 5-11 | 170 | S | 57 | 57 | Yehezquel DeVault | 10 | 6-2 | 270 | DT |
| 8 | 8 | Caden Paquette | 11 | 6-1 | 205 | OLB | 59 | 59 | Caleb Suski | 10 | 5-11 | 200 | DT |
| 9 | 9 | Adam Berta | 11 | 6-0 | 205 | ILB | 60 | 60 | Cameron Besinger | 12 | 6-1 | 215 | ILB |
| 10 | 10 | Gavin Myers | 10 | 5-11 | 135 | DB | 61 | 61 | Liam McGuire | 10 | 5-10 | 160 | OLB |
| 11 | 11 | George Ohlson | 11 | 5-10 | 150 | FL | 62 | 62 | Carrington Neal | 12 | 6-4 | 305 | OG |
| 12 | 12 | Drake Mares | 11 | 5-10 | 170 | FL | 63 | 63 | Ty McCaskill | 12 | 6-6 | 310 | OT |
| 13 | 13 | Paula Moala | 12 | 6-1 | 200 | DB | 64 | 64 | Brandon Thomas | 11 | 6-4 | 260 | OG |
| 14 | 14 | Brock Zolman | 12 | 5-10 | 175 | RB | 65 | 65 | David (Mitchell) Bernard | 12 | 6-0 | 255 | C |
| 15 | 15 | Ronald Powlus | 9 | 6-3 | 227 | QB | 66 | 66 | Jared Riffel | 11 | 5-11 | 230 | DT |
| 16 | 16 | Noah Gefri | 10 | 5-7 | 150 | S | 67 | 67 | Eric (Ashton) Bradley | 11 | 6-5 | 300 | DT |
| 17 | 17 | Brock Boynton | 11 | 6-1 | 180 | FL | 68 | 68 | Joshua Schrader | 11 | 5-10 | 230 | OG |
| 18 | 18 | Caleb Serwatka | 12 | 6-0 | 155 | K | 69 | 69 | Vishal Turna | 10 | 5-11 | 235 | C |
| 19 | 19 | Andrew Koszegi | 10 | 5-9 | 147 | DB | 70 | 70 | John Kuspa | 10 | 5-10 | 280 | OG |
| 20 | 20 | Bryce Stone | 11 | 5-11 | 170 | OLB | 72 | 72 | Chase Wickham | 10 | 6-0 | 215 | C |
| 21 | 21 | Corey Warner | 12 | 6-1 | 195 | OLB | 73 | 73 | Zane Kight | 10 | 6-1 | 246 | OG |
| 22 | 22 | Collin Wilson | 12 | 5-11 | 170 | DB | 74 | 74 | Matthew Engdahl | 10 | 6-0 | 220 | OT |
| 23 | 23 | Cian Messner | 11 | 5-8 | 155 | CB | 75 | 75 | Ryan Williams | 10 | 6-1 | 295 | OG |
| 24 | 24 | Trenton Horvath | 11 | 5-4 | 145 | RB | 76 | 76 | Tate Johnson | 10 | 6-4 | 275 | OT |
| 25 | 25 | Carson Taege | 11 | 5-10 | 150 | C | 77 | 77 | Coby Roth | 10 | 6-3 | 310 | OT |
| 26 | 26 | Jackson Majerek | 11 | 5-7 | 165 | DB | 78 | 78 | Jacob Corwin | 10 | 6-2 | 235 | OT |
| 27 | 27 | Owen Bartus | 10 | 5-7 | 160 | FL | 79 | 79 | Tyler Graff | 10 | 6-4 | 240 | OT |
| 28 | 28 | Michael Garcia | 10 | 5-9 | 163 | RB | 80 | 80 | Devon Lafortune | 10 | 5-10 | 160 | ILB |
| 29 | 29 | Dante Roughton | 10 | 6-2 | 140 | FL | 81 | 81 | Eric Wood | 11 | 6-2 | 160 | FL |
| 30 | 30 | Lucas Small | 10 | 5-10 | 150 | RB | 82 | 82 | Collin Stanifer | 12 | 6-4 | 225 | TE |
| 31 | 31 | Christian Cornelis | 10 | 5-5 | 135 | ILB | 83 | 83 | Bryce Hampton | 11 | 6-4 | 180 | TE |
| 32 | 32 | Patrick Maclin | 10 | 5-6 | 152 | RB | 84 | 84 | Caleb Fischer | 9 | 6-4 | 190 | TE |
| 34 | 34 | Ryan Whiteman | 11 | 5-10 | 205 | RB | 85 | 85 | Jeremiah Gosztola | 12 | 6-0 | 205 | TE |
| 35 | 35 | Tiegan Bothun | 10 | 5-9 | 155 | FL | 86 | 86 | Nicholas Favilla | 9 | 5-11 | 160 | WR/DB |
| 36 | 36 | Cameron Maust | 10 | 5-8 | 176 | RB | 88 | 88 | Gregory Hurst | 11 | 6-3 | 195 | TE |
| 37 | 37 | Ryan Schmitt | 10 | 6-0 | 190 | ILB | 89 | 89 | Braden Black | 10 | 5-8 | 145 | FL |
| 38 | 38 | Edward Null | 11 | 6-0 | 165 | QB/DB | 90 | 90 | Alexander Searfoss | 11 | 6-0 | 185 | DE |
| 39 | 39 | Garrett Weston | 10 | 6-2 | 200 | OLB | 91 | 91 | Alexander Kennach | 10 | 6-1 | 235 | DT |
| 40 | 40 | Cole Danley | 10 | 5-10 | 165 | ILB | 92 | 92 | Andrew Daigneau | 10 | 6-0 | 190 | DE |
| 41 | 41 | Payton Voorde | 10 | 6-0 | 175 | OLB | 93 | 93 | Kyle Butler | 11 | 5-10 | 175 | ILB |
| 42 | 42 | Brenden Toombs | 10 | 5-11 | 190 | ILB | 94 | 94 | Paula (Leegrand) Alovili | 12 | 5-11 | 200 | DE |
| 43 | 43 | Bryce Huxford | 10 | 6-2 | 190 | DE | 95 | 95 | James Morris | 12 | 6-1 | 230 | DE |
| 44 | 44 | Dalton Bernard | 10 | 5-7 | 135 | ILB | 96 | 96 | Jordan Earl | 12 | 6-2 | 210 | DT/TE |
| 45 | 45 | Michael Do | 11 | 5-7 | 152 | K | 97 | 97 | Peni Vakalahi | 12 | 6-1 | 256 | DT |
| 46 | 46 | Max Chaffee | 12 | 6-0 | 185 | P/K | 98 | 98 | Camron Arendt | 11 | 6-4 | 170 | DE |
| 47 | 47 | Gabriel Yeoman | 12 | 5-10 | 200 | ILB | 99 | 99 | Jack (Rockne) Hurley | 11 | 6-2 | 190 | DE |
| 49 | 49 | Camryn Szynski | 10 | 6-1 | 195 | ILB | x43 | x43 | Hunter Evans | 12 | 6-1 | 210 | OLB |
| 51 | x51 | Christian Forsythe | 10 | 6-2 | 195 | DE | x5 | x5 | Nick Hardict | 10 | 5-8 | 149 | DB |

Penn Kingsmen

Class 6A



Team Statistics

| | Penn | Opponents |
|--------------------------------|--------------|--------------|
| Total Points / Points Per Game | 428 / 32.9 | 69 / 5.3 |
| First Downs / Per Game | 141 / 10.9 | 141 / 10.9 |
| Rushing Yards / Per Game | 2089 / 160.7 | 1174 / 90.3 |
| Passing Yards / Per Game | 1325 / 101.9 | 1332 / 102.5 |
| Total Yards / Per Game | 3408 / 262.2 | 2506 / 192.8 |
| Fumbles Recovered By | 9 | 1 |
| Intercepted By | 15 | 3 |
| Total Punts / Average | 44 / 37.5 | 61 / 30.3 |
| Penalties Yards | 621 | 445 |

Individual Statistics

| Scoring | G | TD | 1-Pt. | 2-Pt. | FG | TP | PPG |
|------------------|----|----|-------|-------|----|----|-----|
| 34 Ryan Whiteman | 13 | 15 | 0 | 1 | 0 | 92 | 7.1 |
| 4 Zach Usenick | 13 | 9 | 0 | 0 | 0 | 54 | 4.1 |
| 8 Caden Paquette | 13 | 2 | 35 | 0 | 2 | 53 | 4.1 |
| 13 Paul Moala | 13 | 7 | 0 | 0 | 0 | 42 | 3.2 |
| 5 Hunter Whitlow | 13 | 6 | 0 | 0 | 0 | 36 | 2.8 |

| Rushing | G | Att. | Yds. | TD | YPG | YPC | Long |
|--------------------|----|------|------|----|------|-----|------|
| 34 Ryan Whiteman | 13 | 97 | 773 | 14 | 59.5 | 8.0 | -- |
| 5 Hunter Whitlow | 13 | 68 | 402 | 6 | 30.9 | 5.9 | -- |
| 3 Ryan Lynch | 13 | 81 | 395 | 4 | 30.4 | 4.9 | -- |
| 24 Trenton Horvath | 13 | 32 | 245 | 4 | 18.5 | 7.7 | -- |
| 14 Brock Zolman | 13 | 42 | 178 | 3 | 13.7 | 4.2 | -- |

| Passing | G | Comp. | Att. | Int. | TD | Yds. | YPG |
|---------------|----|-------|------|------|----|------|------|
| 3 Ryan Lynch | 13 | 90 | 150 | 3 | 16 | 1260 | 96.9 |
| 15 Ron Powlus | 13 | 10 | 29 | 0 | 2 | 55 | 4.2 |

| Receiving | G | Rec. | Yds. | TD | YPG | YPC | Long |
|------------------|----|------|------|----|------|------|------|
| 4 Zach Usenick | 13 | 35 | 621 | 9 | 47.8 | 17.7 | -- |
| 17 Brock Boynton | 13 | 24 | 235 | 2 | 18.1 | 9.8 | -- |
| 11 George Ohlson | 13 | 23 | 193 | 3 | 14.8 | 8.4 | -- |
| 96 Jordan Earl | 13 | 7 | 70 | 0 | 5.4 | 10.0 | -- |
| 34 Ryan Whiteman | 13 | 2 | 85 | 1 | 6.5 | 42.5 | -- |

| Defense | G | Tackles | For Loss | Sacks | INT | FF | FR |
|--------------------|----|---------|----------|-------|-----|----|----|
| 13 Paul Moala | 13 | 72 | 0 | 0 | 1 | 1 | 2 |
| 6 Andrew Schneider | 13 | 72 | 2 | 1 | 4 | 0 | 1 |
| 47 Gabe Yeoman | 13 | 67 | 6 | 1 | 1 | 0 | 0 |
| 9 Adam Berta | 13 | 65 | 1 | 3 | 0 | 0 | 0 |
| 95 James Morris | 13 | 50 | 6 | 9.5 | 0 | 1 | 0 |
| 22 Colin Wilson | 13 | 46 | 0 | 0 | 2 | 0 | 0 |

State Finals History

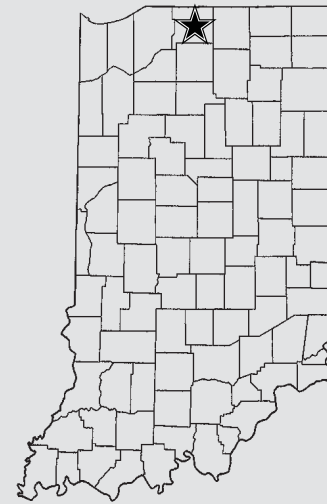
State Champion: **(5)** 1983 (4A), 1995 (5A), 1996 (5A), 1997 (5A), 2000 (5A)

Runner-Up: **(6)** 1989 (5A), 1991 (5A), 1999 (5A), 2003 (5A), 2011 (5A), 2015 (6A)

Appearances: **(12)** 1983 (4A), 1989 (5A), 1991 (5A), 1995 (5A), 1996 (5A), 1997 (5A), 1999 (5A), 2000 (5A), 2003 (5A), 2011 (5A), 2015 (6A), 2017 (6A)



Cory Yeoman
Head Coach
166-31 (15th year)
166-31 (15th year overall)



Team Facts

City/Town: Mishawaka
County: St. Joseph
Superintendent: Dr. Jerry Thacker
Principal: Sean Galihier
Athletic Director: Aaron Leniski
Asst. Athletic Director: Bridget Williams
Head Coach: Cory Yeoman
Assistant Coaches: Jon Carroll, Todd Crist, Frank Duong, Brian Griman, John Hedrick, Kevin Herrity, Eric Kline, Brent Laidig, Dave Manspeaker, Bryan Mattison, Jeremy McCaskill, Keith O'Connell, Jason Pikuza, Pete Riordan, Chris Shelly, Jeff Thompson, Brandon Tugmon, Gary Yeoman, Todd Yeoman, Trent Yeoman, Tyler Yeoman
Student Managers: Cassie Norris, Taylor Norris
Offensive Formation: Multiple
Defensive Formation: 4-4
Colors: Black, Gold and White
Conference: Northern Indiana
Enrollment: 3,330
Last Year's W-L Record: 12-1
[@The_Pennant](#)

Season Results (12-1)

8/18 at Valparaiso L 7-12
8/25 Merrillville W 7-0
9/1 at Birmingham Br. Rice (MI) W 38-0
9/8 Orchard Lake St. Mary's (MI) W 38-17
9/15 South Bend Adams W 35-0
9/22 at South Bend St. Joseph W 30-14
9/29 at South Bend Clay W 58-6
10/6 Elkhart Central W 47-3
10/13 at Mishawaka W 48-7

Sectional

10/27 at Valparaiso W 13-0
11/3 Warsaw W 40-0

Regional

11/10 at Crown Point W 33-3

Semi-State

11/17 at Carmel W 34-7

DEPTH CHART

Please list your two-deeps at each position.

Offense

| Pos. | No. | Name |
|------|-----|----------------------|
| TE | 96 | Jordan Earl |
| TE | 88 | Gregory (Greg) Hurst |

| | | |
|----|----|------------------------|
| RT | 63 | Ty McCaskill |
| RT | 74 | Matthew (Matt) Engdahl |

| | | |
|----|----|---------------|
| RG | 75 | Ryan Williams |
| RG | 55 | Alex Fish |

| | | |
|---|----|--------------------------|
| C | 65 | Mitchell (Mitch) Bernard |
| C | 68 | Joshua Schrader |

| | | |
|----|----|-----------------|
| LG | 62 | Carrington Neal |
| LG | 67 | Ashton Bradley |

| | | |
|----|----|------------------|
| LT | 76 | Tate Johnson |
| LT | 54 | Payton Humphreys |

| | | |
|----|----|--------------------------|
| SE | 4 | Zachariah (Zach) Usenick |
| SE | 86 | Nicholas (Nick) Favilla |

| | | |
|----|----|------------|
| QB | 3 | Ryan Lynch |
| QB | 15 | Ron Powlus |

| | | |
|----|----|-----------------|
| RB | 34 | Ryan Whiteman |
| RB | 24 | Trenton Horvath |

| | | |
|----|----|----------------|
| RB | 5 | Hunter Whitlow |
| RB | 14 | Brock Zolman |

| | | |
|----|----|---------------|
| FL | 11 | George Ohlson |
| FL | 17 | Brock Boynton |

Specialists

| Pos. | No. | Name |
|--------|-----|--------------------------|
| Punter | 46 | Max Chaffee |
| | 91 | Alexander (Alex) Kennach |

| | | |
|-------------|----|----------------|
| Placekicker | 8 | Caden Paquette |
| | 18 | Caleb Serwatka |

| | | |
|----------|----|----------------|
| Kickoffs | 8 | Caden Paquette |
| | 18 | Caleb Serwatka |

| | | |
|--------------|----|-----------------------|
| Long Snapper | 55 | Alex Fish |
| | 47 | Gabriel (Gabe) Yeoman |

| | | |
|--------|----|---------------|
| Holder | 11 | George Ohlson |
| | 17 | Brock Boynton |

| | | |
|--------------|----|---------------|
| Punt Returns | 13 | Paul Moala |
| | 17 | Brock Boynton |

| | | |
|-----------------|----|---------------|
| Kickoff Returns | 13 | Paul Moala |
| | 17 | Brock Boynton |

Defense

| Pos. | No. | Name |
|------|-----|---------------|
| DE | 99 | Rockne Hurley |
| DE | 50 | Joseph Apata |

| | | |
|----|----|--------------------------|
| DT | 95 | James Morris |
| DT | 91 | Alexander (Alex) Kennach |

| | | |
|----|----|---------------|
| DT | 91 | Peni Vakalahi |
| DT | 66 | Jared Riffel |

| | | |
|----|----|------------------|
| DE | 94 | Leegrand Alovili |
| DE | 21 | Corey Warner |

| | | |
|-----|----|----------------|
| OLB | 8 | Caden Paquette |
| OLD | 37 | Ryan Schmitt |

| | | |
|-----|----|----------------|
| ILB | 9 | Adam Berta |
| ILB | 49 | Camryn Szynski |

| | | |
|-----|----|-----------------------|
| ILB | 47 | Gabriel (Gabe) Yeoman |
| ILB | 42 | Brenden Toombs |

| | | |
|-----|----|-------------------------|
| OLB | 6 | Andrew (Drew) Schneider |
| OLB | 20 | Bryce Stone |

| | | |
|---|----|--------------|
| C | 22 | Colin Wilson |
| C | 23 | Cian Messner |

| | | |
|----|----|------------|
| FS | 13 | Paul Moala |
| FS | 7 | Johnny Ho |

| | | |
|---|----|----------------|
| C | 1 | Jackson Weston |
| C | 25 | Carson Taege |

HEAD COACH PROFILE

HEAD COACH PROFILE

Name: **Cory Yeoman**

Age: **56**

Spouse's Name: **Shawn**

Years Married: **31**

Children's Names and Ages: **Daughter - Erin (26) and Son - Gary (25)**

Current Occupation and Employer:

Teacher/Coach, Penn Harris Madison School Corporation

No. of Yrs.: **34**

If a teacher, what subjects and grades do you teach:

Sports Performance / Strength Training 9-12

Education:

College: **Miami of Ohio University**

Year Graduated: **1984**

Degree(s) **Industrial Education and Physical Education**

High School: **Penn High School**

Year Graduated: **1980**

Athletic Participation

| Sport | High School Years (ie: 1972, 73) | College Years (ie: 1976, 77) |
|------------------|-------------------------------------|---------------------------------|
| FOOTBALL | 1977 - 1979 SEASONS | 1980 - 1983 SEASONS |
| WRESTLING | 1977 - 1978 SEASONS | |
| | | |

As A High School Or College Player, Have You Ever Competed In A State Or National Championship Event In Any Sport? If Yes, Please Give Details:

Coached on Penn's 1989, 1991, 1995, 1996, 1997, 1999, 2000, 2003, 2011, 2015 State Championship games

Coaching Experience (Football Only)

Number of Years as Varsity Head Coach at Current School (ie: 5 years): **15 Years**

Actual Years as Varsity Head Coach at Current School (ie: 1996-2000): **2003-Present**

Won-Loss Record as Varsity Head Coach at Current School: **166-31**

Overall Varsity Head Coaching Record: **166-31**

Please list below where you've coached during your career starting with your current position:

| School | Head / Asst. | No. of Years (ie: 5) | Actual Years (ie: 1992-present) |
|-------------------------|------------------|-------------------------|------------------------------------|
| Penn High School | Assistant | 19 | 1984-2002 |
| Penn High School | Head | 15 | 2003-Present |

Tournament Championships (As the Varsity Head Coach, list years your team won):

Sectional: **2003, 2004, 2005, 2007, 2008, 2011, 2013, 2014, 2015, 2016, 2017**

Regional: **2003, 2004, 2008, 2011, 2013, 2014, 2015, 2016, 2017**

Semi-State: **2003, 2011, 2015, 2017**

State Championship:

Something Interesting About You Personally Or Professionally That People Might Not Know:

My high school playing and assistant coaching career have all been at Penn High for Legendary Hall of Fame Head Coach Chris Geesman. My parents, Wally and Marilyn Yeoman, and Jane and Chris Geesman all grew up in Rensselaer. Wally and Chris were both Assistant Football Coaches at Rensselaer High School, but at different times. My College playing career at Miami University was for Head Coach Tom Reed and assistant coach Tom Landsittel. Coach Geesman, Coach Reed and Coach Landittel all grew up together in Delaware, Ohio.



Ben Davis Giants

Class 6A



| <u>Lt. Dk.Name</u> | <u>Gr.</u> | <u>Ht.</u> | <u>Wt.</u> | <u>Pos.</u> | <u>Lt. Dk.Name</u> | <u>Gr.</u> | <u>Ht.</u> | <u>Wt.</u> | <u>Pos.</u> | <u>Lt. Dk.Name</u> | <u>Gr.</u> | <u>Ht.</u> | <u>Wt.</u> | <u>Pos.</u> |
|-----------------------|------------|------------|------------|-------------|----------------------------|------------|------------|------------|-------------|----------------------|------------|------------|------------|-------------|
| 1 Sir'Zion Dance | 12 | 5-11 | 217 | LB | 28 Jimmy Filsaime JR | 10 | 6-0 | 179 | LB | 64 Deon Aldridge | 10 | 5-10 | 190 | DL |
| 1 Spencer Parker | 12 | 6-1 | 189 | WR | 29 Nathan Golob | 11 | 5-9 | 140 | DB | 65 Randy Moran | 11 | 5-11 | 200 | OL |
| 2 Reese Taylor | 12 | 5-11 | 170 | QB | 29 Bailey Davidson | 12 | 6-0 | 190 | LB | 66 Andrew Zulu | 10 | 6-1 | 235 | OL |
| 3 Elijah Ball | 12 | 6-0 | 200 | DB | 30 Bradley Petty | 11 | 6-0 | 175 | LB | 68 Trevor Sims | 11 | 5-11 | 205 | OL |
| 3 Shamar Dabner | 10 | 6-0 | 175 | QB | 31 JoaQuinn Griffin | 10 | 5-9 | 200 | DL | 69 Homero Mojica | 12 | 6-3 | 240 | DL |
| 4 Trenton Gipson | 10 | 5-10 | 162 | QB | 32 Anthony Fowler JR | 12 | 5-8 | 134 | LB | 70 Rozell Reedy | 12 | 6-2 | 312 | DL |
| 4 Anicholas Brown | 12 | 5-11 | 163 | DB | 33 Jairo Yanes | 10 | 5-9 | 240 | OL | 71 Terron Thomas | 11 | 5-10 | 275 | OL |
| 5 Seth Johns | 12 | 5-7 | 140 | DB | 33 Tyreki Cushingberry | 11 | 5-8 | 190 | LB | 72 Skylar Fletcher | 12 | 6-3 | 245 | OL |
| 5 Brent Harris JR | 12 | 6-0 | 186 | WR | 33 Andre Brown | 10 | 5-10 | 158 | WR | 72 Anthony Torrence | 10 | 6-2 | 197 | DL |
| 6 Kameron Kelly | 10 | 6-0 | 215 | LB | 34 Delbert Mimms III | 11 | 5-10 | 200 | RB | 73 Du'Chan Cissell | 12 | 6-1 | 271 | OL |
| 6 Elijah Adams | 12 | 5-7 | 150 | DB | 35 Arrion Dodds | 11 | 5-6 | 135 | DB | 74 Aldrice McMillian | 12 | 6-3 | 297 | OL |
| 6 Garison Poteet | 12 | 6-1 | 167 | WR | 35 Isaiah Thomas | 11 | 5-10 | 200 | LB | 75 Wayne Vaughn JR | 10 | 5-10 | 284 | DL |
| 7 LeGrande Swanson | 11 | 5-10 | 150 | QB | 36 Richard Craig JR | 10 | 5-9 | 150 | LB | 76 Marques Bankhead | 11 | 6-3 | 317 | OL |
| 7 Ali Allen | 10 | 5-9 | 184 | LB | 37 Isaac Torres | 11 | 5-10 | 190 | K | 77 James Barker | 11 | 5-10 | 235 | OL |
| 8 Jaylen Dobson | 10 | 6-0 | 172 | DB | 37 Anthion Rogers | 11 | 5-8 | 188 | LB | 78 Tommy McDonald | 12 | 5-11 | 290 | OL |
| 8 Cameron Maul | 11 | 5-10 | 160 | WR | 38 Aaron Thompson | 11 | 6-0 | 160 | LB | 79 Dawand Jones | 11 | 6-8 | 363 | OL |
| 9 Bryce Wharton | 11 | 5-7 | 145 | WR | 40 Jadon Perkins | 10 | 5-9 | 218 | LB | 80 James Welch | 12 | 5-9 | 130 | WR |
| 9 Reon Garrett | 11 | 5-9 | 145 | DB | 41 Capone Powell | 10 | 5-8 | 145 | LB | 80 Domanick Hatch | 10 | 6-0 | 155 | WR |
| 10 Garrett Lucas | 12 | 5-9 | 155 | DB | 41 Darrious Davis | 12 | 5-8 | 148 | DB | 81 Jaden Brown | 10 | 6-4 | 190 | WR |
| 10 KeSean Tunstill | 12 | 5-8 | 142 | WR | 42 Marvin Brown | 10 | 5-8 | 175 | LB | 82 Micah Jeter | 11 | 6-3 | 180 | WR |
| 10 Alfred Moore | 10 | 6-0 | 186 | DL | 43 Keilan Laws | 12 | 6-3 | 190 | LB | 83 Zachary Fox | 10 | 5-9 | 148 | K |
| 11 Dorian Keys | 10 | 5-11 | 245 | DL | 43 Akintunde Babatunde-Ojo | 10 | 5-10 | 160 | LB | 84 Fabian Gibson JR | 12 | 6-3 | 217 | DL |
| 11 Donald Mitchell | 11 | 5-9 | 145 | WR | 44 Tyreese Crawford | 12 | 5-8 | 180 | LB | 84 Joshua Wilbert | 10 | 5-10 | 150 | WR |
| 12 Alijawon Hassel | 10 | 5-8 | 171 | RB | 44 Trenton Brookins | 10 | 5-10 | 189 | LB | 85 Dominic Day II | 11 | 5-11 | 170 | WR |
| 12 Jermaine Hoskins | 12 | 5-11 | 187 | WR | 45 Jahod Fair | 11 | 6-0 | 180 | WR | 86 Tyreese Nibbs | 11 | 6-2 | 160 | P |
| 13 Broc Thompson | 12 | 6-2 | 170 | WR | 45 Eric Vester | 12 | 5-6 | 152 | DL | 87 De'Jon Smith | 10 | 6-2 | 170 | WR |
| 13 Mason Dew | 12 | 5-8 | 130 | DB | 47 Darien Herbert | 11 | 5-8 | 140 | LB | 89 Even Hagos | 12 | 5-7 | 135 | WR |
| 14 Johnny Adams JR | 12 | 5-10 | 190 | RB | 47 MyNais Collins | 10 | 6-0 | 210 | DL | 90 Dustin Barnes | 10 | 5-10 | 213 | DL |
| 14 Daren Bunton | 11 | 5-10 | 145 | DB | 48 Christian Sanchez | 12 | 5-11 | 204 | LB | 91 Rayvion Tharpe | 11 | 6-2 | 227 | DL |
| 15 Christopher Peters | 10 | 5-8 | 150 | RB | 50 JaMichael Howleit | 12 | 5-10 | 195 | DL | 92 DaMarvin Royner | 11 | 6-2 | 235 | DL |
| 15 Darius Lewis | 11 | 5-9 | 145 | DB | 50 Muhammad Sidibe | 11 | 6-2 | 265 | OL | 93 Miguel Osorio JR | 12 | 5-11 | 231 | DL |
| 15 Malcolm Mitchell | 12 | 5-9 | 166 | LB | 51 Anthony Lackey | 11 | 6-0 | 215 | DL | 93 Miles Anderson | 10 | 5-10 | 170 | DL |
| 16 Tie Kwon Henderson | 12 | 5-8 | 158 | WR | 52 Mykeal Collins | 12 | 6-0 | 260 | DL | 94 Reyce Buchanan | 10 | 5-9 | 197 | K |
| 16 Keagan Baker | 10 | 5-9 | 150 | DB | 52 Demetrio Zarate | 11 | 5-8 | 225 | OL | 94 Cameron Whitis | 12 | 5-11 | 240 | DL |
| 17 Jaylen Dartis | 10 | 5-10 | 145 | DB | 53 Gilbert Minton III | 10 | 5-10 | 175 | DL | 95 Christian Reynoso | 10 | 5-11 | 205 | DL |
| 17 Ezra Davis | 12 | 5-8 | 125 | WR | 53 George Qualls | 12 | 5-11 | 225 | DL | 95 Aaron Granados | 12 | 5-10 | 247 | DL |
| 19 Adrian Reese II | 10 | 5-8 | 140 | WR | 54 Howard Harris | 11 | 6-0 | 215 | DL | 96 Damon Banks | 12 | 6-2 | 225 | DL |
| 19 Carl Brackin | 11 | 5-10 | 155 | LB | 55 Ka'Juan Emerson | 11 | 6-4 | 255 | DL | 97 Deondre McCollum | 12 | 5-10 | 220 | DL |
| 20 Trez Cushingberry | 10 | 5-8 | 180 | RB | 55 Joshua Roberts | 12 | 6-1 | 301 | OL | 97 Jared Miller | 10 | 5-10 | 155 | DL |
| 20 Kenneth Fairer | 11 | 6-0 | 155 | DB | 56 Curtis Covington JR | 11 | 5-11 | 210 | DL | 98 Willie Ervin III | 12 | 6-2 | 200 | DL |
| 21 Joey Person | 12 | 5-9 | 175 | RB | 57 Rae'kwon Richards | 10 | 5-11 | 235 | DL | 99 Malik Temple | 10 | 6-0 | 255 | DL |
| 21 Isaiah Miller | 12 | 5-10 | 161 | LB | 58 Isiah Johnson | 11 | 6-2 | 315 | OL | 2 Arnell Boatwright | 9 | 5-8 | 130 | DB |
| 22 MarShaw Colon | 12 | 5-9 | 189 | LB | 59 Tyree Upchurch | 9 | 6-1 | 197 | LB | 21 Daylan Carnell | 9 | 6-1 | 180 | DB |
| 22 Myles Williams | 11 | 5-8 | 160 | RB | 59 Gabriel Avraham | 10 | 5-9 | 180 | LB | 14 Brandon Fuentes | 9 | 5-6 | 170 | RB |
| 23 Norman Caudle | 10 | 5-8 | 168 | DB | 60 Brielle Payne | 10 | 5-9 | 248 | OL | 40 Bredan McGowan | 9 | 5-6 | 160 | RB |
| 23 Eric Moore | 10 | 5-10 | 160 | WR | 61 Dylan Finney | 10 | 6-2 | 240 | OL | 16 Trevor Nibbs | 9 | 6-2 | 175 | WR |
| 24 Jontae Dobson | 12 | 5-10 | 179 | DB | 62 Oscar Martinez | 11 | 6-0 | 250 | OL | 17 Robert Peters | 9 | 5-5 | 132 | WR |
| 25 Vicente Torres JR | 12 | 5-9 | 236 | K | 63 Jaylynn Helton | 10 | 5-10 | 200 | OL | 72 Romel Williams | 9 | 5-9 | 240 | DT |
| 26 Dalton Duncan | 12 | 5-10 | 175 | LB | 63 Owen Price | 12 | 6-1 | 325 | DL | | | | | |
| 27 Isaac Smith | 10 | 5-10 | 157 | DB | 64 David Morris | 12 | 6-1 | 290 | OL | | | | | |

Ben Davis Giants

Class 6A



Team Statistics

| | Ben Davis | Opponents |
|--------------------------------|------------|------------|
| Total Points / Points Per Game | 600 / 46.2 | 199 / 15.3 |
| First Downs / Per Game | 286 / 22 | 217 / 17 |
| Rushing Yards / Per Game | 3556 / 274 | 1549 / 119 |
| Passing Yards / Per Game | 2889 / 222 | 1929 / 148 |
| Total Yards / Per Game | 6445 / 46 | 3478 / 268 |
| Fumbles Recovered By | 6 | 3 |
| Intercepted By | 11 | 7 |
| Total Punts / Average | 12 / 34 | 39 / 35 |
| Penalties / Yards | 97 / 754 | 76 / 719 |

Individual Statistics

| Scoring | | G | TD | 1-Pt. | 2-Pt. | FG | TP | PPG |
|---------|------------------|----|----|-------|-------|----|-----|-----|
| 14 | Johnny Adams | 13 | 19 | 0 | 1 | 0 | 116 | 8.9 |
| 2 | Reese Taylor | 13 | 14 | 0 | 8 | 0 | 92 | 7.1 |
| 13 | Broc Thompson | 13 | 14 | 0 | 4 | 0 | 88 | 6.8 |
| 12 | Jermaine Hoskins | 13 | 10 | 0 | 0 | 0 | 60 | 4.6 |
| 37 | Isaac Torres | 0 | 0 | 51 | 0 | 3 | 60 | 4.6 |

| Rushing | | G | Att. | Yds. | TD | YPG | YPC | Long |
|---------|---------------|----|------|-------|----|-------|-------|------|
| 14 | Johnny Adams | 13 | 136 | 1,415 | 16 | 108.9 | 10.40 | 93 |
| 2 | Reese Taylor | 13 | 123 | 671 | 14 | 51.6 | 5.46 | 35 |
| 34 | Delbert Mimms | 13 | 64 | 692 | 5 | 53.2 | 10.81 | 77 |
| 21 | Joey Person | 13 | 65 | 487 | 10 | 40.6 | 7.49 | 51 |

| Passing | | G | Comp. | Att. | Int. | TD | Yds. | YPG |
|---------|--------------|----|-------|------|------|----|-------|-------|
| 2 | Reese Taylor | 13 | 197 | 274 | 7 | 35 | 2,810 | 216.2 |
| 4 | Trent Gipson | 4 | 10 | 22 | 0 | 0 | 79 | 3.6 |

| Receiving | | G | Rec. | Yds. | TD | YPG | YPC | Long |
|-----------|--------------------|----|------|-------|----|------|------|------|
| 13 | Broc Thompson | 13 | 67 | 1,055 | 14 | 81.2 | 15.8 | 54 |
| 12 | Jermaine Hoskins | 13 | 41 | 748 | 10 | 57.5 | 18.2 | 73 |
| 10 | Kesean Tunstill | 13 | 44 | 555 | 5 | 42.7 | 12.6 | 60 |
| 16 | Tie Kwon Henderson | 13 | 16 | 162 | 2 | 14.7 | 10.1 | 34 |
| 5 | Brent Harris | 13 | 11 | 74 | 0 | 8.2 | 6.7 | 24 |

| Defense | | G | Tackles | For Loss | Sacks | INT | FF | FR |
|---------|------------------|----|---------|----------|-------|-----|----|----|
| 1 | Sir Zion Dance | 13 | 124 | 7 | 2 | 1 | 0 | 0 |
| 43 | Keilan Laws | 13 | 103 | 6 | 0 | 1 | 1 | 0 |
| 24 | Jontae Dobson | 13 | 73 | 1 | 0 | 4 | 1 | 2 |
| 59 | Tyree Upchurch | 13 | 63 | 9 | 3 | 0 | 0 | 0 |
| 15 | Malcolm Mitchell | 13 | 69 | 4 | 0 | 1 | 0 | 0 |
| 3 | Elijah Ball | 13 | 54 | 0 | 0 | 0 | 0 | 0 |

State Finals History

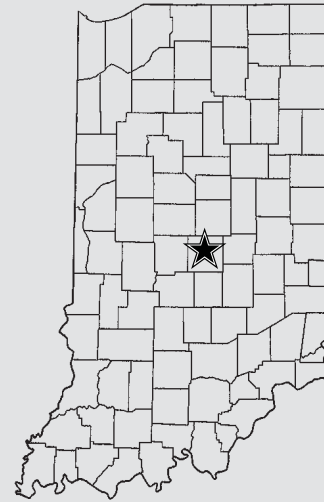
State Champion: (8) 1987 (5A), 1988 (5A), 1990 (5A), 1991 (5A), 1999 (5A), 2001 (5A), 2002 (5A), 2014 (6A)

Runner-Up: (2) 1992 (5A), 1996 (5A)

Appearances: (11) 1987 (5A), 1988 (5A), 1990 (5A), 1991 (5A), 1992 (5A), 1996 (5A), 1999 (5A), 2001 (5A), 2002 (5A), 2014 (6A), 2017 (6A)



Mike Kirschner
Head Coach
94-36 (11th year)
108-62 (15th year overall)



Team Facts

City/Town: Indianapolis

County: Marion

Superintendent: Dr. Jeff Butts

Principal: Sandra Squire

Athletic Director: John Clark

Asst. Athletic Director: Heather McGowan

Head Coach: Mike Kirschner

Assistant Coaches: Justin Faires, Dan Schwaneckamp, Jay Douglas, Michael Adams, Brandon Johnson, Dustin Stewart, Chuck Schwaneckamp, Andrew Weyler, Bo Thompson, Quinten Wilburn, Brett Waller, Terry Siddall, Mark Zackery, Brian Abney, Orlando Mason, Chad Strickland, Michael Malone, Avery Thompson, Robert Jackson, Jason Andrews, Kevin Vanderbush, Kyle Cox

Student Managers: Janae-Marie Loveless, Elizabeth Hicks, Taliya Rhodes, Kaleb Sweat, Deandra Curry-Golden, Deundra Curry-Golden

Offensive Formation: Spread

Defensive Formation: 4-2-5

Colors: Purple and White

Conference: Metropolitan Interscholastic

Enrollment: 4,362

Last Year's W-L Record: 9-4

[@GiantAthletics](#)

Season Results (13-0)

| | | | |
|-------|-------------------------|---|-------|
| 8/18 | at Indpls. Arsenal Tech | W | 49-7 |
| 8/25 | Avon | W | 52-20 |
| 9/1 | Pike | W | 69-34 |
| 9/8 | at Center Grove | W | 40-7 |
| 9/15 | Warren Central | W | 45-16 |
| 9/22 | at Lawrence North | W | 41-8 |
| 9/29 | Carmel | W | 28-10 |
| 10/6 | at Lawrence Central | W | 42-7 |
| 10/13 | North Central | W | 58-14 |

Sectional

| | | | |
|-------|---------------------|---|-------|
| 10/27 | at Lawrence Central | W | 33-20 |
| 11/3 | Warren Central | W | 36-29 |

Regional

| | | | |
|-------|------------|---|------|
| 11/10 | at Fishers | W | 50-7 |
|-------|------------|---|------|

Semi-State

| | | | |
|-------|------|---|-------|
| 11/17 | Avon | W | 57-20 |
|-------|------|---|-------|

DEPTH CHART

Please list your two-deeps at each position.

Offense

| Pos. | No. | Name |
|------|-----|--------------|
| QB | 2 | Reese Taylor |
| QB | 4 | Trent Gipson |

| | | |
|---|----|-----------------|
| T | 72 | Skylar Fletcher |
| T | 50 | Muhammad Sidibe |

| | | |
|---|----|--------------|
| G | 77 | James Barker |
| G | 55 | Josh Roberts |

| | | |
|---|----|----------------|
| C | 64 | David Morris |
| C | 52 | Mykeal Collins |

| | | |
|---|----|-------------------|
| G | 78 | Tommy McDonald |
| G | 74 | Aldrice McMillian |

| | | |
|---|----|-----------------|
| T | 73 | Du'Chan Cissell |
| T | 79 | Dawand Jones |

| | | |
|----|----|--------------|
| RB | 14 | Johnny Adams |
| RB | 21 | Joey Person |

| | | |
|----|----|------------------|
| WR | 12 | Jermaine Hoskins |
| WR | 5 | Brent Harris |

| | | |
|----|----|---------------|
| WR | 13 | Broc Thompson |
| WR | 85 | Dominic Day |

| | | |
|------|----|-----------------|
| Slot | 10 | KeSean Tunstill |
| Slot | 8 | Cameron Maul |

| | | |
|------|----|--------------------|
| Slot | 16 | Tie Kwon Henderson |
| Slot | 9 | Bryce Wharton |

Specialists

| Pos. | No. | Name |
|--------|-----|--------------|
| Punter | 86 | Ty Nibbs |
| Punter | 2 | Reese Taylor |

| | | |
|-------------|----|--------------|
| Placekicker | 87 | Isaac Torres |
| Placekicker | 83 | Zach Fox |

| | | |
|----------|----|----------------|
| Kickoffs | 25 | Vicente Torres |
| Kickoffs | 83 | Zach Fox |

| | | |
|--------------|----|----------------|
| Long Snapper | 46 | Darien Herbert |
| Long Snapper | 45 | Eric Vester |

| | | |
|--------|----|--------------|
| Holder | 86 | Ty Nibbs |
| Holder | 4 | Trent Gipson |

| | | |
|--------------|----|-----------------|
| Punt Returns | 10 | KeSean Tunstill |
| Punt Returns | 13 | Broc Thompson |

| | | |
|-----------------|----|------------------|
| Kickoff Returns | 21 | Joey Person |
| Kickoff Returns | 12 | Jermaine Hoskins |

Defense

| Pos. | No. | Name |
|------|-----|---------------|
| DE | 96 | Damen Banks |
| DE | 84 | Fabian Gibson |

| | | |
|----|----|---------------|
| DT | 99 | Malik Temple |
| DT | 93 | Miguel Osorio |

| | | |
|----|----|----------------|
| DT | 55 | Kajuan Emerson |
| DT | 70 | Rozell Reedy |

| | | |
|----|----|----------------|
| DE | 98 | Willie Ervin |
| DE | 91 | Rayvion Tharpe |

| | | |
|-----|----|-------------------|
| ILB | 1 | Sirzion Dance |
| ILB | 48 | Christian Sanchez |

| | | |
|-----|----|----------------|
| ILB | 59 | Tyree Upchurch |
| ILB | 22 | Marshaw Colon |

| | | |
|-----|----|------------------|
| OLB | 15 | Malcolm Mitchell |
| OLB | 21 | Isaiah Miller |

| | | |
|-----|----|---------------|
| OLB | 43 | Keilan Laws |
| OLB | 26 | Dalton Duncan |

| | | |
|---|----|-----------------|
| C | 24 | Jontae Dobson |
| C | 10 | KeSean Tunstill |

| | | |
|---|----|------------------|
| C | 12 | Jermaine Hoskins |
| C | 6 | Elijah Adams |

| | | |
|----|----|---------------|
| FS | 3 | Elijah Ball |
| FS | 24 | Jontae Dobson |

HEAD COACH PROFILE

| | | | |
|---|---|--|--|
| School: | Ben Davis High School | | |
| Name: | Mike Kirschner | | |
| Age: | 56 | | |
| Spouse's Name: | Terry | | |
| Years Married: | 34 | | |
| Children's Names, Ages: | Jonathan Kirschner (32), Monica Teegardin (29), and Katie Thompson (24) | | |
| Current Occupation, Employer: | Teacher, MSD Wayne Township | | |
| No. of Yrs.: | 18 years in Wayne Township and 28 years overall | | |
| If a teacher, what subjects and grades do you teach: | Physical Education | | |

| | |
|--|----------------------|
| Education | |
| High School Attended, Year Graduated: | Warren Central, 1979 |
| College Attended, Year Graduated: | Ball State, 1983 |
| Degree(s) / Major: | Accounting BS Degree |

| Athletic Participation | | |
|------------------------|-------------------------------------|---------------------------------|
| Sport | High School Years (ie: 1972, 73) | College Years (ie: 1976, 77) |
| Football | 1977, 1978 (Varsity) | |
| | | |
| | | |

| |
|--|
| As a high school or college player, have you ever competed in a State or National Championship Event in any sport? If yes, please give details: |
| No |

| | |
|--|----------------|
| Coaching Experience (Football Only) | |
| Years as Varsity Head Coach at Current School (ie: 5 years): | 11 Years |
| Actual Years as Varsity Head Coach at Current School (ie: 1996-2000): | 2007 - Present |
| Record as Varsity Head Coach at Current School: | 94 - 36 |
| Overall Varsity Head Coaching Record: | 108 - 62 |
| Do you coach any other sports at your school? | No |

| Please list below where you've coached during your career starting with your current position: | | | |
|--|--------------|-------------------------|------------------------------------|
| School | Head / Asst. | No. of Years (ie: 5) | Actual Years (ie: 1992-present) |
| Ben Davis High School | Head | 11 | 2007 - Present |
| Ben Davis High School | Assistant | 7 | 2000 - 2006 |
| Cascade High School | Head | 4 | 1996 - 1999 |
| Warren Central High School | Assistant | 6 | 1990 - 1995 |
| | | | |

| | |
|--|------------------------------|
| Tournament Championships (As the Varsity Head Coach, list years your team won): | |
| Sectional: | 2008, 2011, 2014, 2016, 2017 |
| Regional: | 2008, 2014, 2016, 2017 |
| Semi-State: | 2014, 2017 |
| State Championship: | 2014 |

| |
|---|
| Something Interesting About You Personally or Professionally That People Might Not Know: |
| I was a corporate accountant for six years upon graduation from college. |

IHSAA STATE CHAMPIONSHIP GAME SCORES

| Year | State Champion | Coach | Rec | Runner-Up | Coach | Rec | Score |
|---------|--------------------------------|-------------------|------|---------------------------|------------------|------|-----------|
| 1973-74 | 3A South Bend Washington | Bob Van Camp | 12-0 | Indianapolis Cathedral | Mike McGinley | 11-1 | 19-13 |
| | 2A Greenfield-Central | Clayton Myers | 12-0 | Blackford | Eldon Leeth | 9-3 | 21-12 |
| | A Mishawaka Marian | Mike Hecklinski | 10-2 | Providence | Gene Sartini | 11-1 | 21-14 |
| 1974-75 | 3A Indianapolis Washington | Bob Springer | 12-0 | Mishawaka | Bill Doba | 10-2 | 19-12 |
| | 2A Blackford | Eldon Leeth | 12-0 | Boonville | Bill Harrawood | 10-2 | 28-14 |
| | A Garrett | David Wiant | 11-0 | North Knox | Jim Beery | 9-3 | 20-6 |
| 1975-76 | 3A Valparaiso | Tom Stokes | 12-0 | Carmel | Dick Dullaghan | 11-1 | 14-13 |
| | 2A Mishawaka Marian | Mike Hecklinski | 11-0 | Greenfield-Central | Clayton Myers | 9-3 | 34-0 |
| | A Lawrenceburg | Dick Meador | 11-1 | Wes-Del | Dave Land | 11-1 | 28-14 |
| 1976-77 | 3A Merrillville | Ken Haupt | 11-1 | Indianapolis Cathedral | Mike McGinley | 12-1 | 28-24 |
| | 2A Mishawaka Marian | Mike Hecklinski | 12-0 | Jasper | Jerry Brewer | 12-1 | 34-7 |
| | A Lafayette Central Catholic | Paul LaRocca | 11-2 | Lawrenceburg | Dick Meador | 11-2 | 8-6 |
| 1977-78 | 3A Portage | Les Klein | 12-1 | Evansville Reitz | Bob Padgett | 12-1 | 33-14 |
| | 2A Plymouth | Bill Nixon | 13-0 | Jasper | Jerry Brewer | 12-1 | 21-14 2OT |
| | A Indianapolis Cardinal Ritter | Duffy Hagist | 11-1 | Tippecanoe Valley | Charles Smith | 12-1 | 15-6 |
| 1978-79 | 3A Carmel | Dick Dullaghan | 13-0 | Fort Wayne Bishop Dwenger | Larry Bartolameo | 12-1 | 35-18 |
| | 2A Goshen | Ken Mirer | 12-1 | Brownsburg | Vic Overman | 11-2 | 9-0 |
| | A Lawrenceburg | Dick Meador | 13-0 | Fountain Central | Dale Hummer | 11-2 | 34-6 |
| 1979-80 | 3A Columbus East | John Stafford | 13-0 | Hobart | Don Howell | 11-1 | 21-14 |
| | 2A Blackford | Charles Lori | 13-0 | Noblesville | Jim Belden | 12-1 | 24-22 |
| | A Tippecanoe Valley | Charles Smith | 13-0 | Hamilton Southeastern | David Enright | 12-1 | 44-14 |
| 1980-81 | 3A Carmel | Jim Belden | 13-0 | Hobart | Don Howell | 11-2 | 13-7 |
| | 2A Franklin Central | Chuck Stephens | 13-0 | NorthWood | Jim Andrews | 11-2 | 19-13 |
| | A Sheridan | Larry Wright | 13-0 | North Judson | Russ Radtke | 12-1 | 27-0 |
| 1981-82 | 3A Carmel | Jim Belden | 14-0 | Fort Wayne Snider | Mike Hawley | 13-1 | 27-0 |
| | 2A Franklin Central | Chuck Stephens | 12-1 | Goshen | Ken Mirer | 11-1 | 34-20 |
| | A Hamilton Southeastern | Dave Enright | 11-0 | Woodlan | Leland Etzler | 8-3 | 7-6 |
| 1982-83 | 3A Castle | John Lidy | 14-0 | Hobart | Don Howell | 13-1 | 26-23 |
| | 2A Franklin Central | Chuck Stephens | 12-2 | McCutcheon | Frank O'Shea | 13-1 | 40-13 |
| | A Oak Hill | Terry Lichtenberg | 13-1 | Southridge | Bob Hawkins | 11-3 | 14-7 |
| 1983-84 | 4A Penn | Chris Geesman | 14-0 | Indianapolis Washington | Bob Springer | 13-1 | 25-14 |
| | 3A Fort Wayne Bishop Dwenger | Andy Johns | 14-0 | Roncalli | Bill Kuntz | 12-2 | 22-21 |
| | 2A Indianapolis Bishop Chatard | Chuck Schwanekamp | 14-0 | Fort Wayne Bishop Luers | Steve Keefer | 9-5 | 20-16 |
| | A Fountain Central | Rick Malone | 13-1 | Churubusco | Rick Lightfoot | 11-3 | 12-3 |
| 1984-85 | 4A Warren Central | Jerry Stauffer | 14-0 | Hobart | Don Howell | 13-1 | 28-8 |
| | 3A Brownsburg | Mike Godan | 14-0 | Concord | Tom Conn | 10-4 | 17-12 |
| | 2A Indianapolis Bishop Chatard | Chuck Schwanekamp | 13-1 | West Lafayette | Ernie Beck | 11-3 | 35-7 |
| | A Sheridan | Larry Wright | 14-0 | North Judson | Russ Radtke | 13-1 | 19-10 |
| 1985-86 | 5A Warren Central | Jerry Stauffer | 14-0 | Valparaiso | Mark Hoffman | 12-2 | 41-7 |
| | 4A Brownsburg | Mike Godan | 14-0 | Hobart | Don Howell | 13-1 | 23-17 |
| | 3A Roncalli | Bill Kuntz | 13-1 | Wawasee | Myron Dickerson | 9-5 | 37-3 |
| | 2A Fort Wayne Bishop Luers | Steve Keefer | 11-3 | Lawrenceburg | Glenn Crocker | 13-1 | 25-7 |
| | A Eastern Hancock | Bob Copeland | 13-1 | Jimtown | Bill Sharpe | 11-2 | 20-7 |

| | | | | | | | | |
|---------|----|-----------------------------|-----------------|------|------------------------------|-----------------|------|----------|
| 1986-87 | 5A | Carmel | Jim Belden | 14-0 | Fort Wayne Snider | Mike Hawley | 13-1 | 20-17 OT |
| | 4A | DeKalb | Dale Hummer | 13-1 | Franklin Central | Chuck Stephens | 12-2 | 28-7 |
| | 3A | Indianapolis Cathedral | Mike McGinley | 12-2 | NorthWood | Jim Andrews | 12-2 | 12-0 |
| | 2A | Whitko | Bryan Sprunger | 14-0 | Tell City | Mike Spencer | 10-4 | 26-0 |
| | A | South Putnam | Mark Wildman | 11-3 | North Judson | Russ Radtke | 13-1 | 29-21 |
| 1987-88 | 5A | Ben Davis | Dick Dullaghan | 12-2 | Highland | Dave Shelbourne | 9-5 | 14-7 |
| | 4A | Hobart | Don Howell | 14-0 | Jasper | Jerry Brewer | 13-1 | 31-0 |
| | 3A | Zionsville | Rick Wimmer | 14-0 | Elwood | Mark Hughes | 12-2 | 23-7 |
| | 2A | Rochester | Mark Miller | 12-2 | Indianapolis Cardinal Ritter | Rick Carrico | 12-2 | 23-20 |
| | A | Sheridan | Larry Wright | 12-2 | Jimtown | Bill Sharpe | 12-1 | 10-0 |
| 1988-89 | 5A | Ben Davis | Dick Dullaghan | 14-0 | Marion | Mark Surface | 13-1 | 43-0 |
| | 4A | Goshen | Randy Robertson | 14-0 | Franklin Central | Chuck Stephens | 11-3 | 24-10 |
| | 3A | Roncalli | Bill Sylvester | 12-2 | Tipton | Mike Tolle | 11-3 | 14-13 |
| | 2A | Western Boone | Jeff Pearson | 13-1 | South Spencer | Jerry Denstorff | 12-2 | 14-7 |
| | A | Sheridan | Larry Wright | 14-0 | Bremen | Martin Huber | 11-3 | 59-0 |
| 1989-90 | 5A | Carmel | Jim Belden | 13-1 | Penn | Chris Geesman | 13-1 | 10-7 |
| | 4A | Hobart | Don Howell | 13-1 | Franklin Central | Chuck Stephens | 12-2 | 17-7 |
| | 3A | Hammond Bishop Noll | Jerry Vlastic | 13-1 | Roncalli | Bill Sylvester | 10-4 | 20-14 |
| | 2A | Fort Wayne Bishop Luers | Matt Lindsay | 12-2 | Tri-West Hendricks | Mike Gillin | 13-1 | 24-22 |
| | A | Bremen | John Kucela | 11-3 | Springs Valley | Bill Harris | 13-1 | 31-8 |
| 1990-91 | 5A | Ben Davis | Dick Dullaghan | 13-1 | Marion | Mark Surface | 13-1 | 37-3 |
| | 4A | Franklin Central | Chuck Stephens | 14-0 | Hobart | Don Howell | 13-1 | 34-14 |
| | 3A | Fort Wayne Bishop Dwenger | Andy Johns | 14-0 | New Palestine | Marvin Shepler | 12-2 | 56-14 |
| | 2A | Indianapolis Scecina | Ott Hurrle | 9-5 | River Forest | Tom Redman | 11-3 | 28-27 |
| | A | South Decatur | Ken Wendling | 13-0 | Southwood | David Wilhelm | 12-2 | 44-15 |
| 1991-92 | 5A | Ben Davis | Dick Dullaghan | 14-0 | Penn | Chris Geesman | 13-1 | 38-14 |
| | 4A | Hobart | Don Howell | 13-1 | Seymour | Joe Goodman | 12-2 | 20-0 |
| | 3A | Fort Wayne Bishop Dwenger | Andy Johns | 13-1 | Indianapolis Cathedral | Rick Streiff | 11-3 | 34-27 |
| | 2A | Indianapolis Scecina | Ott Hurrle | 11-3 | Fort Wayne Bishop Luers | Matt Lindsay | 8-6 | 20-17 |
| | A | Jimtown | Bill Sharpe | 12-1 | Indianapolis Cardinal Ritter | Vince Lorenzano | 9-5 | 13-7 |
| 1992-93 | 5A | Fort Wayne Snider | Russ Isaacs | 14-0 | Ben Davis | Dick Dullaghan | 12-2 | 24-21 |
| | 4A | Harrison (West Lafayette) | A.J. Rickard | 13-1 | Fort Wayne Wayne | Mark Newlin | 10-4 | 21-3 |
| | 3A | Indianapolis Cathedral | Rick Streiff | 12-2 | Northwestern | Dan Robinson | 13-1 | 33-14 |
| | 2A | Fort Wayne Bishop Luers | Matt Lindsay | 13-1 | Westfield | Dick Parker | 12-2 | 17-0 |
| | A | Sheridan | Larry Wright | 10-4 | Indianapolis Cardinal Ritter | Vince Lorenzano | 8-6 | 6-0 |
| 1993-94 | 5A | Bloomington South | Mo Moriarity | 14-0 | Lake Central | Elmer Britton | 11-3 | 33-27 |
| | 4A | Hobart | Don Howell | 13-1 | East Central | Rod Ballart | 13-1 | 31-18 |
| | 3A | Roncalli | Bruce Scifres | 14-0 | NorthWood | Rich Dodson | 13-1 | 14-12 |
| | 2A | West Lafayette | Ernie Beck | 14-0 | Providence | Gene Sartini | 11-3 | 22-7 |
| | A | North Miami | Bob Bridge | 11-3 | West Washington | Todd Pritchett | 11-3 | 37-16 |
| 1994-95 | 5A | Castle | John Lidy | 12-2 | Portage | Craig Buzea | 13-1 | 30-12 |
| | 4A | East Central | Rod Ballart | 14-0 | DeKalb | Ron Kock | 13-1 | 35-0 |
| | 3A | Roncalli | Bruce Scifres | 12-2 | Tipton | Mike Tolle | 12-2 | 35-14 |
| | 2A | Bremen | Martin Huber | 12-2 | Evansville Mater Dei | Frank Will | 11-3 | 38-10 |
| | A | North White | Jim Davis | 14-0 | Sheridan | Larry Wright | 11-3 | 34-7 |
| 1995-96 | 5A | Penn | Chris Geesman | 14-0 | Evansville North | Mike Wilson | 13-1 | 35-13 |
| | 4A | Fort Wayne Wayne | Mark Newlin | 12-2 | Franklin County | Kent Grider | 12-2 | 28-8 |
| | 3A | South Bend St. Joseph's | Frank Amato | 14-0 | Jasper | Jerry Brewer | 13-1 | 28-0 |
| | 2A | North Montgomery | Charley German | 13-1 | Bremen | Martin Huber | 12-2 | 20-17 |
| | A | Carroll (Flora) | John Hendryx | 13-1 | Tri-West Hendricks | Mark Haste | 12-2 | 26-13 |
| 1996-97 | 5A | Penn | Chris Geesman | 13-1 | Ben Davis | Dick Dullaghan | 12-2 | 17-14 |
| | 4A | Indianapolis Cathedral | Rick Streiff | 14-0 | Hobart | Don Howell | 12-2 | 27-7 |
| | 3A | Zionsville | Larry McWhorter | 14-0 | Fort Wayne Bishop Dwenger | Andy Johns | 12-2 | 14-7 |
| | 2A | North Montgomery | Charley German | 13-1 | Fort Wayne Bishop Luers | Matt Lindsay | 8-6 | 37-34 |
| | A | Tri-West Hendricks | Mark Haste | 14-0 | Carroll (Flora) | John Hendryx | 13-1 | 37-14 |
| 1997-98 | 5A | Penn | Chris Geesman | 14-1 | Bloomington South | Mo Moriarity | 14-1 | 21-20 |
| | 4A | Griffith | Russ Radtke | 14-1 | Hamilton Southeastern | Rob Cutter | 13-2 | 49-7 |
| | 3A | Indianapolis Bishop Chatard | Craig Barr | 14-1 | Andean | Ted Karras, Jr. | 12-2 | 27-24 |
| | 2A | Jimtown | Bill Sharpe | 15-0 | Clarksville | Dennis Hawkins | 10-4 | 63-0 |
| | A | Pioneer | Mike Johnson | 15-0 | Knightstown | Don Willard | 14-1 | 49-21 |
| 1998-99 | 5A | Bloomington South | Mo Moriarity | 14-0 | Homestead | Cary Cavacini | 14-1 | 35-14 |
| | 4A | Indianapolis Cathedral | Rick Streiff | 13-2 | Concord | Tim Dawson | 10-5 | 38-7 |
| | 3A | Indianapolis Bishop Chatard | Craig Barr | 13-2 | NorthWood | Rich Dodson | 11-4 | 23-6 |
| | 2A | Jimtown | Bill Sharpe | 15-0 | Western Boone | Jeff Pearson | 14-1 | 28-0 |
| | A | Sheridan | Larry Wright | 14-1 | North White | Jim Davis | 12-3 | 56-33 |
| 1999-00 | 5A | Ben Davis | Dick Dullaghan | 15-0 | Penn | Chris Geesman | 13-2 | 27-3 |
| | 4A | Indianapolis Cathedral | Rick Streiff | 13-2 | Goshen | Brad Park | 12-3 | 24-21 |
| | 3A | Roncalli | Bruce Scifres | 15-0 | Norwell | Gary Scott | 13-2 | 24-14 |
| | 2A | Fort Wayne Bishop Luers | Matt Lindsay | 13-2 | Danville | Bob Copeland | 14-1 | 38-6 |
| | A | Lafayette Central Catholic | Scott Muncy | 14-0 | Perry Central | Terry Wagner | 12-3 | 59-7 |

| | | | | | | | | | |
|--|----|------------------------------|-------------------|------|------------------------------|--------------------|------|-----------|--|
| 2000-01 | 5A | Penn | Chris Geesman | 14-1 | Center Grove | Eric Moore | 13-2 | 21-0 | |
| | 4A | East Noble | Tim Able | 14-1 | Plainfield | Chuck Schwaneckamp | 14-1 | 28-7 | |
| | 3A | Heritage Hills | Bob Clayton | 15-0 | Zionsville | Larry McWhorter | 11-4 | 27-24 OT | |
| | 2A | Evansville Mater Dei | Mike Goebel | 15-0 | Fort Wayne Bishop Luers | Matt Lindsay | 14-1 | 56-10 | |
| | A | Adams Central | Rick Minnich | 12-3 | Attica | David McDonald | 14-1 | 29-21 | |
| 2001-02 | 5A | Ben Davis | Dick Dullaghan | 15-0 | Valparaiso | Mark Hoffman | 13-2 | 35-16 | |
| | 4A | Jasper | Jerry Brewer | 13-1 | Delta | Grant Zgunda | 13-2 | 35-20 | |
| | 3A | Indianapolis Bishop Chatard | Tom Dilley | 11-4 | Andean | Jeff Karras | 13-2 | 3-0 | |
| | 2A | Fort Wayne Bishop Luers | Matt Lindsay | 14-0 | Evansville Mater Dei | Mike Goebel | 14-1 | 57-29 | |
| | A | Southern Wells 30 | Mark Lefebvre | 14-1 | Perry Central | Mike Spencer | 14-1 | 30-7 | |
| 2002-03 | 5A | Ben Davis | Dick Dullaghan | 12-3 | Fort Wayne Snider | Russ Isaacs | 13-1 | 31-7 | |
| | 4A | Roncalli | Bruce Scifres | 10-4 | Fort Wayne Bishop Dwenger | Chris Svarczkopf | 13-2 | 24-21 | |
| | 3A | Indianapolis Bishop Chatard | Tom Dilley | 15-0 | Andean | Wally McCormack | 13-2 | 31-12 | |
| | 2A | Fort Wayne Bishop Luers | Matt Lindsay | 12-3 | Southridge | Brad Hanner | 12-3 | 36-30 | |
| | A | Southwood | Terry Siddall | 13-1 | South Putnam | Mark Wildman | 12-3 | 17-14 | |
| 2003-04 | 5A | Warren Central | Kevin Wright | 13-2 | Penn | Cory Yeoman | 13-2 | 57-7 | |
| | 4A | Roncalli | Bruce Scifres | 12-3 | East Noble | Chris DePew | 14-1 | 17-0 | |
| | 3A | Indianapolis Bishop Chatard | Vince Lorenzano | 14-1 | NorthWood | Rich Dodson | 11-4 | 49-0 | |
| | 2A | Tri-West Hendricks | Mark Haste | 14-1 | Harding | Sherwood Haydock | 13-2 | 41-36 | |
| | A | Indianapolis Cardinal Ritter | Jim Boswell | 12-2 | Seeger | Brian Moore | 14-1 | 28-0 | |
| 2004-05 | 5A | Warren Central | Kevin Wright | 14-1 | Fort Wayne Snider | Russ Isaacs | 14-1 | 35-23 | |
| | 4A | Roncalli | Bruce Scifres | 13-2 | Wawasee | Joe Rietveld | 13-2 | 25-10 | |
| | 3A | Andean | Brett St. Germain | 13-2 | Heritage Hills | Bob Clayton | 14-1 | 21-14 | |
| | 2A | Tri-West Hendricks | Mark Haste | 15-0 | Eastbrook | Jeff Adamson | 14-1 | 62-21 | |
| | A | Seeger | Brian Moore | 15-0 | Indianapolis Cardinal Ritter | Jim Boswell | 10-5 | 20-7 | |
| 2005-06 | 5A | Warren Central | Kevin Wright | 14-1 | Hamilton Southeastern | Rob Cutter | 11-4 | 55-20 | |
| | 4A | Lowell | Kirk Kennedy | 11-4 | Roncalli | Bruce Scifres | 12-3 | 28-27 | |
| | 3A | NorthWood | Rich Dodson | 9-6 | Indianapolis Bishop Chatard | Vince Lorenzano | 12-3 | 7-0 | |
| | 2A | Jimtown | Bill Sharpe | 14-1 | North Posey | Joe Gengelbach | 12-3 | 35-7 | |
| | A | Sheridan | Larry Wright | 13-2 | Knightstown | Don Willard | 14-1 | 21-7 | |
| 2006-07 | 5A | Warren Central | Steve Tutsie | 15-0 | Carmel | Mo Moriarity | 12-3 | 35-14 | |
| | 4A | Indianapolis Cathedral | Jim O'Hara | 13-2 | Concord | Tim Dawson | 14-1 | 38-14 | |
| | 3A | Indianapolis Bishop Chatard | Vince Lorenzano | 14-1 | Norwell | Jeff Miller | 14-1 | 7-0 | |
| | 2A | Harding | Sherwood Haydock | 12-3 | Southridge | Kelly Murphy | 12-3 | 20-7 | |
| | A | Sheridan | Larry Wright | 15-0 | Indianapolis Cardinal Ritter | Ty Hunt | 13-2 | 34-28 OT | |
| 2007-08 | 5A | Carmel | Mo Moriarity | 13-2 | Pike | Derek Moyers | 14-1 | 16-7 | |
| | 4A | Evansville Reitz | John Hart | 15-0 | Lowell | Kirk Kennedy | 13-2 | 33-14 | |
| | 3A | Indianapolis Bishop Chatard | Vince Lorenzano | 12-3 | South Bend St. Joseph's | Kevin Downey | 12-3 | 31-7 | |
| | 2A | Fort Wayne Bishop Luers | Matt Lindsay | 11-4 | Heritage Christian | Ron Qualls | 13-2 | 21-6 | |
| | A | Sheridan | Larry Wright | 15-0 | Rockville | Herb King | 14-1 | 34-28 | |
| Lucas Oil Stadium, Indianapolis | | | | | | | | | |
| 2008-09 | 5A | Center Grove | Eric Moore | 14-1 | Carmel | Mo Moriarity | 13-2 | 36-33 | |
| | 4A | Indianapolis Cathedral | Rick Streiff | 12-2 | Fort Wayne Bishop Dwenger | Chris Svarczkopf | 14-1 | 10-7 | |
| | 3A | Bellmont | Toney Bergman | 14-1 | Evansville Memorial | John Hurley | 12-3 | 28-14 | |
| | 2A | Heritage Christian | Ron Qualls | 14-1 | Cass | Scott Mannering | 13-2 | 17-14 | |
| | A | Indianapolis Cardinal Ritter | Ty Hunt | 15-0 | Sheridan | Larry Wright | 13-2 | 34-27 | |
| 2009-10 | 5A | Warren Central | John Hart | 13-2 | Carmel | Mo Moriarity | 13-2 | 42-36 2OT | |
| | 4A | Evansville Reitz | Tony Lewis | 15-0 | Lowell | Kirk Kennedy | 13-2 | 23-9 | |
| | 3A | West Lafayette | Marshall Overley | 15-0 | Evansville Memorial | John Hurley | 11-4 | 24-10 | |
| | 2A | Fort Wayne Bishop Luers | Matt Lindsay | 10-5 | Monrovia | Kevin Hutchins | 14-1 | 24-17 | |
| | A | Lafayette Central Catholic | Kevin O'Shea | 15-0 | Fountain Central | Rick Malone | 14-1 | 52-0 | |
| 2010-11 | 5A | Fishers | Rick Wimmer | 14-1 | Lawrence Central | Jayson West | 13-2 | 38-19 | |
| | 4A | Indianapolis Cathedral | Rick Streiff | 12-3 | Fort Wayne Bishop Dwenger | Chris Svarczkopf | 13-1 | 31-20 | |
| | 3A | Indianapolis Bishop Chatard | Vince Lorenzano | 11-4 | South Bend St. Joseph's | Ben Downey | 9-6 | 28-14 | |
| | 2A | Fort Wayne Bishop Luers | Matt Lindsay | 14-1 | North Putnam | Greg Barrett | 14-1 | 26-14 | |
| | A | Lafayette Central Catholic | Kevin O'Shea | 15-0 | Fountain Central | Rick Malone | 13-2 | 31-6 | |
| 2011-12 | 5A | Carmel | Kevin Wright | 14-1 | Penn | Cory Yeoman | 14-1 | 54-0 | |
| | 4A | Indianapolis Cathedral | Rick Streiff | 12-3 | South Bend Washington | Antwon Jones | 11-4 | 42-7 | |
| | 3A | Indianapolis Bishop Chatard | Vince Lorenzano | 13-2 | South Bend St. Joseph's | Ben Downey | 12-3 | 21-7 | |
| | 2A | Fort Wayne Bishop Luers | Matt Lindsay | 13-1 | Evansville Mater Dei | Mike Goebel | 13-2 | 41-17 | |
| | A | Lafayette Central Catholic | Kevin O'Shea | 15-0 | Indianapolis Scecina | Ott Hurtle | 11-4 | 38-7 | |
| 2012-13 | 5A | Lawrence Central | Jayson West | 15-0 | Fort Wayne Snider | Kurt Tippmann | 14-1 | 39-14 | |
| | 4A | Indianapolis Cathedral | Rick Streiff | 10-5 | Mishawaka | Bart Curtis | 11-4 | 56-29 | |
| | 3A | Indianapolis Bishop Chatard | Vince Lorenzano | 13-2 | Hamilton Heights | Mitch Street | 13-2 | 30-13 | |
| | 2A | Fort Wayne Bishop Luers | Steve Keefer | 11-4 | Indianapolis Cardinal Ritter | Ty Hunt | 14-1 | 40-28 | |
| | A | Lafayette Central Catholic | Kevin O'Shea | 14-1 | Indianapolis Scecina | Ott Hurtle | 11-4 | 14-0 | |
| 2013-14 | 6A | Warren Central | Jayson West | 11-3 | Carmel | Kevin Wright | 10-4 | 7-6 | |
| | 5A | Indianapolis Cathedral | Rick Streiff | 10-5 | Westfield | Jake Gilbert | 12-2 | 42-18 | |
| | 4A | Columbus East | Bob Gaddis | 15-0 | Fort Wayne Bishop Dwenger | Chris Svarczkopf | 11-4 | 28-27 | |
| | 3A | Andean | Phil Mason | 15-0 | Brebeuf Jesuit | Mic Roessler | 11-4 | 35-27 | |
| | 2A | Indianapolis Cardinal Ritter | Ty Hunt | 13-2 | Tipton | Aaron Tolle | 11-4 | 56-6 | |
| | A | Tri-Central | George Gilbert | 14-1 | Eastern Hancock | Pat Echeverria | 14-1 | 20-10 | |

| | | | | | | | | |
|---------|----------------------------|------------------------------|-----------------|-----------------|----------------------|-----------------|-------|----------|
| 2014-15 | 6A | Ben Davis | Mike Kirschner | 12-2 | Carmel | Kevin Wright | 13-1 | 42-24 |
| | 5A | Indianapolis Cathedral | Rick Streiff | 9-5 | LaPorte | Bob Schellinger | 8-6 | 56-7 |
| | 4A | New Palestine | Kyle Ralph | 15-0 | New Prairie | Russ Radtke | 13-2 | 77-42 |
| | 3A | Tri-West Hendricks | Chris Coll | 14-1 | Andrean | Phil Mason | 14-1 | 49-27 |
| | 2A | Rensselaer Central | Chris Meeks | 15-0 | Evansville Mater Dei | Mike Goebel | 14-1 | 45-21 |
| A | North Vermillion | Brian Crabtree | 15-0 | Pioneer | Mike Johnson | 13-2 | 27-26 | |
| 2015-16 | 6A | Center Grove | Eric Moore | 14-0 | Penn | Cory Yeoman | 12-2 | 28-16 |
| | 5A | Fort Wayne Snider | Kurt Tippmann | 13-1 | New Palestine | Kyle Ralph | 13-1 | 64-61 |
| | 4A | Fort Wayne Bishop Dwenger | Ernie Bojrab | 14-1 | East Central | Justin Roden | 12-3 | 27-3 |
| | 3A | Indianapolis Bishop Chatard | Vince Lorenzano | 12-3 | West Lafayette | Shane Fry | 13-2 | 31-7 |
| | 2A | Monrovia | Kevin Hutchins | 14-1 | Whiting | Jeff Cain | 13-2 | 33-6 |
| A | Lafayette Central Catholic | Kevin O'Shea | 15-0 | Linton-Stockton | Brian Oliver | 13-2 | 34-7 | |
| 2016-17 | 6A | Carmel | John Hebert | 10-4 | Center Grove | Eric Moore | 12-2 | 16-13 OT |
| | 5A | Westfield | Jake Gilbert | 12-2 | Columbus East | Bob Gaddis | 13-2 | 16-13 |
| | 4A | Roncalli | Bruce Scifres | 15-0 | NorthWood | Nate Andrews | 14-1 | 34-22 |
| | 3A | Fort Wayne Concordia | Tim Mannigel | 13-2 | Lawrenceburg | Ryan Knigga | 13-2 | 56-14 |
| | 2A | Indianapolis Cardinal Ritter | Ty Hunt | 11-4 | Eastbrook | Jeff Adamson | 13-2 | 28-6 |
| A | Linton-Stockton | Brian Oliver | 15-0 | Pioneer | Adam Berry | 14-1 | 34-20 | |

PHIL N. ESKEW & BLAKE RESS MENTAL ATTITUDE AWARD RECIPIENTS

The IHSAA Executive Committee awards the Phil N. Eskew & Blake Ress Mental Attitude Awards to an outstanding senior participant in the Football State Finals of each classification. The 6A, 5A and 4A awards are named in honor of Eskew, the late third commissioner of the IHSAA, who guided the Association from 1962 to 1976. Under his direction, the IHSAA football tournament was initiated in 1973. Beginning in 2015, the 3A, 2A and 1A awards were re-named in honor of Ress, the IHSAA's seventh commissioner who led the organization from 2000 to 2011. The recipients of this award, nominated by their principal and coach, were determined to have best demonstrated mental attitude, scholarship, leadership and athletic ability in football. Indiana Farm Bureau Insurance will present \$1,000 to the general scholarship fund of the recipient's school.



| Year | Class | Recipient | School | Year | Class | Recipient | School | Year | Class | Recipient | School |
|---------|-----------------|----------------------------|-----------------------------|-----------------|-------------------------|------------------------------|-----------------------------|------------------|------------------------------|-----------------------------|------------------------------|
| 1973-74 | 3A | Dave Zapp | Indianapolis Cathedral | 1991-91 | 5A | Kasey Clevenger | Marion | 2004-05 | 5A | Andrew Gregory | Fort Wayne Snider |
| | 2A | Leroy Robbins | Blackford | | 4A | LaRon Moore | Franklin Central | | 4A | Kory Lantz | Wawasee |
| | A | John Davis | Mishawaka Marian | | 3A | Brian Baker | Fort Wayne Bishop Dwenger | | 3A | Bryce Pund | Heritage Hills |
| 1974-75 | 3A | Scot Shaw | Mishawaka | 1991-92 | 2A | Anthony Alfano | River Forest | 2005-06 | 2A | Rob Bragg | Eastbrook |
| | 2A | Richard Goings | Boonville | | A | Shawn Blaich | South Decatur | | A | Spencer King | Indianapolis Cardinal Ritter |
| | A | Paul Russell | Garrett | | 1992-93 | 5A | Chris Ings | | Ben Davis | 2006-07 | 5A |
| 1975-76 | 2A | Tom Smith | Valparaiso | 4A | | Frank Maggio | Hobart | 4A | Nick Banich | | Roncalli |
| | 3A | David O'Connor | Mishawaka Marian | 3A | | Marcus Thorne | Indianapolis Cathedral | 3A | Kevin Ball | | Indianapolis Bishop Chatard |
| | A | Kevin Keller | Wes-Del | 2A | Toby Jacobs | Indianapolis Seccina | 2A | Ryan Kerney | North Posey | | |
| 1976-77 | 2A | Kevin Altman | Jasper | A | Mark Franco | Indianapolis Cardinal Ritter | A | Matt Cox | Knightsdown | | |
| | 3A | Randall Shuman | Merrillville | 1992-93 | 5A | Chris Rickenbach | Ben Davis | 2006-07 | 5A | Ryan Murray | Carmel |
| | 2A | Kevin Altman | Jasper | | 4A | Chad Welch | Harrison (West Lafayette) | | 4A | Bobby Powers | Indianapolis Cathedral |
| A | Thomas Weber | Lafayette Central Catholic | 3A | | Jeremy VanKley | Northwestern | 3A | | Chandler Harnish | Norwell | |
| 1977-78 | 3A | Bob Stephenson | Evansville Reitz | 2A | Jeff Goeglein | Fort Wayne Bishop Luers | 2A | Jacob Kahle | Southridge | | |
| | 2A | Pete Buchanan | Plymouth | A | Shelly Zachery | Sheridan | A | Taylor Scott | Sheridan | | |
| | A | Ray Rockhill | Tippecanoe Valley | 1993-94 | 5A | Eli Stoddard | Bloomington South | 2007-08 | 5A | Cameron Lowry | Pike |
| 1978-79 | 3A | David Broecker | Carmel | | 4A | Kevin Hammonds | Hobart | | 4A | Zakary Kissel | Evansville Reitz |
| | 2A | Tom Bailey | Goshen | | 3A | Ryan Hartman | NorthWood | | 3A | Mitchell Speer | South Bend St. Joseph's |
| | A | Brian Way | Lawrenceburg | 2A | Daniel Provonsha | West Lafayette | 2A | Josh Mills | Heritage Christian | | |
| 1979-80 | 3A | Blair Kiel | Columbus East | A | Matthew Roland | North Miami | A | Zachary Clapp | Rockville | | |
| | 2A | Kent Shelby | Noblesville | 1994-95 | 5A | Vince Lidy | Castle | 2008-09 | 5A | Luke Swift | Center Grove |
| | A | Mark Shireman | Tippecanoe Valley | | 4A | Brad Weber | DeKalb | | 4A | Joe Colone | Fort Wayne Bishop Dwenger |
| 1980-81 | 3A | Scott Freckelton | Hobart | | 3A | Brian Winkleman | Tipton | | 3A | Andrew Theising | Evansville Memorial |
| | 2A | Kevin Mullet | NorthWood | 2A | Jim Schroeder | Evansville Mater Dei | 2A | Brady Tolle | Cass | | |
| | A | Jeff Greer | Sheridan | A | Doug Morris | North White | A | Brent Hume | Sheridan | | |
| 1981-82 | 3A | Mark Sarno | Carmel | 1995-96 | 5A | Matt Geesman | Penn | 2009-10 | 5A | Adam Shaffer | Carmel |
| | 2A | Kent Yoder | Goshen | | 4A | Wes Gillman | Franklin County | | 4A | Erik Bryant | Evansville Reitz |
| | A | Jeffrey Berning | Woodlan | | 3A | Greg Schnarr | Jasper | | 3A | Daniel Wodicka | West Lafayette |
| 1982-83 | 3A | Patrick Lockyear | Castle | 2A | Jason Guinn | North Montgomery | 2A | Timothy Connor | Monrovia | | |
| | 2A | Burt Austin | Franklin Central | A | James Hanlin | Tri-West Hendricks | A | Greg Burns | Lafayette Central Catholic | | |
| | A | Joel Martin | Oak Hill | 1996-97 | 5A | Scott Becker | Penn | 2010-11 | 5A | Koby Orris | Fishers |
| 1983-84 | 4A | Mark Plencner | Penn | | 4A | Durriell Brown | Indianapolis Cathedral | | 4A | Connor Barthel | Indianapolis Cathedral |
| | 3A | Pat Spencer | Roncalli | | 3A | Wesley Kendall | Zionsville | | 3A | Joe Fehribach | Indianapolis Bishop Chatard |
| | 2A | Mike Hackman | Indianapolis Bishop Chatard | 2A | Tim Flagg | North Montgomery | 2A | Travis Franklin | North Putnam | | |
| 1984-85 | 2A | Mike Hackman | Indianapolis Bishop Chatard | A | Michael Lowe | Carroll (Flora) | A | Cody Christopher | Lafayette Central Catholic | | |
| | A | Brian Nehrig | Fountain Central | 1997-98 | 5A | Brad Monhaut | Penn | 2011-12 | 5A | Patrick Adkins | Penn |
| | 4A | Antonino Maggio | Hobart | | 4A | Adam Clements | Hamilton Southeastern | | 4A | Jacob Bailey | Indianapolis Cathedral |
| 3A | Steve Gordon | Concord | 3A | | Robert Finn | Andean | 3A | | Max VanVliet | Indianapolis Bishop Chatard | |
| 1985-86 | 2A | Michael Funk | West Lafayette | 2A | Matt Lewinski | Jimtown | 2A | Andrew Morken | Fort Wayne Bishop Luers | | |
| | A | Derry Zachery | Sheridan | A | Tayt Odom | Pioneer | A | John Schrader | Lafayette Central Catholic | | |
| | 5A | Jeff George | Warren Central | 1998-99 | 5A | Manley Glick | Homestead | 2012-13 | 5A | Adam Whisler | Fort Wayne Snider |
| 4A | Patrick McEuen | Hobart | 4A | | Russ Mann | Concord | 4A | | Sam Schrader | Mishawaka | |
| 3A | Brad Traviolia | Wawasee | 3A | | Brad Greenlee | NorthWood | 3A | | Corey Beck | Hamilton Heights | |
| 1986-87 | 2A | Cal Miller | Fort Wayne Bishop Luers | 2A | Craig Hisey | Jimtown | 2A | Joseph Sweeney | Indianapolis Cardinal Ritter | | |
| | A | Cary Starnal | Jimtown | A | Travis Delph | Sheridan | A | Jimmy Mills | Lafayette Central Catholic | | |
| | 5A | Brock Rohrbacher | Fort Wayne Snider | 1999-00 | 5A | Jeremy Chandler | Ben Davis | 2013-14 | 6A | Vic Roe | Carmel |
| 4A | Tom Reasoner | Franklin Central | 4A | | Matt Hasbrook | Indianapolis Cathedral | 5A | | Mitch Turley | Westfield | |
| 3A | Phil Wilson | NorthWood | 3A | | Nicholas Worden | Norwell | 4A | | Seth Frownfelter | Columbus East | |
| 1987-88 | 2A | Gene Smith | Tell City | 2A | Jeremiah Lane | Danville | 3A | Eddie Barks | Brebeuf Jesuit | | |
| | A | Matt Vessely | North Judson | A | Zachary Wagner | Perry Central | 2A | Dan Fesenmeier | Indianapolis Cardinal Ritter | | |
| | 5A | Mike Stuckert | Highland | 2000-01 | 5A | Justin Smith | Penn | A | Sam Carlton | Eastern Hancock | |
| 4A | Mike Golarz | Hobart | 4A | | Cory Partlow | Plainfield | 2014-15 | 6A | Nate Thompson | Carmel | |
| 3A | Rob Schein | Zionsville | 3A | | Adam Kress | Heritage Hills | | 5A | Jared Thomas | Indianapolis Cathedral | |
| 2A | Tim Walker | Rochester | 2A | Dominic Faraone | Evansville Mater Dei | 4A | | David Walbring | New Prairie | | |
| 1988-89 | A | Jeff Durham | Sheridan | A | Josh Smith | Attica | 3A | Nick Sprecher | Tri-West Hendricks | | |
| | 5A | Brian Murphy | Ben Davis | 2001-02 | 5A | Matt Handlon | Valparaiso | 2A | Rylan Arithood | Rensselaer Central | |
| | 4A | Rick Mirer | Goshen | | 4A | Alex Hensley | Jasper | A | Parker Englert | Pioneer | |
| 3A | Jeff Beck | Tipton | 3A | | Casey Nowinski | Andean | 2015-16 | 6A | Camden Bohn | Penn | |
| 2A | David McClain | Western Boone | 2A | Kyle Lindsay | Fort Wayne Bishop Luers | 5A | | Alex Neligh | New Palestine | | |
| A | Brad Shields | Sheridan | A | Peter Wagner | Southern Wells | 4A | | Connor Lynch | East Central | | |
| 1989-90 | 5A | Eric Kline | Penn | 2002-03 | 5A | Marcus Heminger | Fort Wayne Snider | 3A | Jack Folkers | West Lafayette | |
| | 4A | Tim Back | Franklin Central | | 4A | Tyler Warner | Roncalli | 2A | John Williams | Monrovia | |
| | 3A | Stan Lawrie | Roncalli | | 3A | Michael Dury | Indianapolis Bishop Chatard | A | Dylan Morris | Linton-Stockton | |
| 2A | Rori Chaney | Tri-West Hendricks | 2A | Brett Bueltel | Southridge | 2016-17 | 6A | Logan Bratrager | Center Grove | | |
| A | Joe Clark | Springs Valley | A | Kole Ames | South Putnam | | 5A | Harry Crider | Columbus East | | |
| 2003-04 | 5A | Wade Iams | Penn | 2003-04 | 5A | | Wade Iams | Penn | 4A | Drew Minnich | NorthWood |
| | 4A | Jeff Wedding | East Noble | | 4A | Jeff Wedding | East Noble | 3A | Jacob Ruberg | Lawrenceburg | |
| | 3A | Josh Sabo | Northwood | | 3A | Josh Sabo | Northwood | 2A | John Ragan | Eastbrook | |
| 2A | T.J. Siple | Tri-West Hendricks | 2A | T.J. Siple | Tri-West Hendricks | A | Austin Harmon | Pioneer | | | |
| A | Thomas Marshall | Seeger | A | Thomas Marshall | Seeger | | | | | | |

STATE FINALS SUPERLATIVES

The Last Time It Happened in a State Championship Game...

INDIVIDUAL

Rushing

Rushed for 200 yards or more: 282 by James Young, New Palestine vs. New Prairie, 2014 (4A); 218 by Wesley Cook, Tri-West Hendricks vs. Andean, 2014 (3A).

Rushed for 250 yards or more: 282 by James Young, New Palestine vs. New Prairie, 2014 (4A).

Rushed for 300 yards or more: 317 by Desmond Tardy, Warren Central vs. Penn, 2003 (5A).

Quarterback rushed for 100 yards or more: 158 by Tyler Meurer, Linton-Stockton vs. Pioneer, 2016 (A); 154 by Derek O'Connor, Roncalli vs. NorthWood, 2016 (4A); 102 by Jack Kiser, Pioneer vs. Linton-Stockton, 2016 (A).

Quarterback rushed for 150 yards or more: 158 by Tyler Meurer, Linton-Stockton vs. Pioneer, 2016 (A); 154 by Derek O'Connor, Roncalli vs. NorthWood, 2016 (4A).

Rushed 30 times or more: 31 by Jack Kiser, Pioneer vs. Linton-Stockton, 2016 (A); 31 by Derek O'Connor, Roncalli vs. NorthWood, 2016 (4A).

Rushed for three TDs: Derek O'Connor, Roncalli vs. NorthWood, 2016 (4A).

Rushed for four TDs or more: 4 by Tyler Meurer, Linton-Stockton vs. Pioneer, 2016 (A).

Had a run of 50 yards or more: 72 by Brad Bacon, Indianapolis Cardinal Ritter vs. Eastbrook, 2016 (2A); 55 by Peterson Kerlegrand, Fort Wayne Concordia Lutheran vs. Lawrenceburg, 2016 (3A).

Had a run of 60 yards or more: 72 by Brad Bacon, Indianapolis Cardinal Ritter vs. Eastbrook, 2016 (2A).

Had a run of 70 yards or more: 72 by Brad Bacon, Indianapolis Cardinal Ritter vs. Eastbrook, 2016 (2A).

Had a run of 80 yards or more: 98 by James Young, New Palestine vs. New Prairie, 2014 (4A).

Had a run of 90 yards or more: 98 by James Young, New Palestine vs. New Prairie, 2014 (4A).

Passing

Passed for 300 yards or more: 376 by Peter Morrison, Fort Wayne Concordia Lutheran vs. Lawrenceburg, 2016 (3A).

Passed for 400 yards or more: 501 by Alex Neligh, New Palestine vs. Fort Wayne Snider, 2015 (5A).

Passed for 500 yards or more: 501 by Alex Neligh, New Palestine vs. Fort Wayne Snider, 2015 (5A).

Attempted 40 passes or more: 42 by Aaron Banks, Brebeuf Jesuit vs. Andean, 2013 (3A).

Attempted 50 passes or more: 53 by Jake Schiff, Evansville Mater Dei vs. Fort Wayne Bishop Luers, 2012 (2A).

Completed 20 passes or more: 20 by Alex Neligh, New Palestine vs. Fort Wayne Snider, 2015 (5A).

Completed 30 passes or more: 38 by Jake Schiff, Evansville Mater Dei vs. Fort Wayne Bishop Luers, 2001 (2A).

Threw four TDs: Alex Neligh, New Palestine vs. Fort Wayne Snider, 2015 (5A).

Threw five TDs: Alex Neligh, New Palestine vs. New Prairie, 2014 (4A).

Threw six TDs or more: 6 by Peter Morrison, Fort Wayne Concordia Lutheran vs. Lawrenceburg, 2016 (3A).

Completed a pass of 50 yards or more: 76 by Jack Kiser, Pioneer vs. Linton-Stockton, 2016 (A); 70 by Peter Morrison, Fort Wayne Concordia Lutheran vs. Lawrenceburg, 2016 (3A); 70 by Derek O'Connor, Roncalli vs. NorthWood, 2016 (4A); 60 by Jackson Liddick, Eastbrook vs. Indianapolis Cardinal Ritter, 2016 (2A); 55 by Diomoni Small, Indianapolis Cardinal Ritter vs. Eastbrook, 2016 (2A); 53 by Tyler Meurer, Linton-Stockton vs. Pioneer, 2016 (A).

Completed a pass of 60 yards or more: 76 by Jack Kiser, Pioneer vs. Linton-Stockton, 2016 (A); 70 by Peter Morrison, Fort Wayne Concordia Lutheran vs. Lawrenceburg, 2016 (3A); 70 by Derek O'Connor, Roncalli vs. NorthWood, 2016 (4A); 60 by Jackson Liddick, Eastbrook vs. Indianapolis Cardinal Ritter, 2016 (2A).

Completed a pass of 70 yards or more: 76 by Jack Kiser, Pioneer vs. Linton-Stockton, 2016 (A); 70 by Peter Morrison, Fort Wayne Concordia Lutheran vs. Lawrenceburg, 2016 (3A); 70 by Derek O'Connor, Roncalli vs. NorthWood, 2016 (4A).

Completed a pass of 80 yards or more: 81 by Jack Roberts, Brebeuf Jesuit vs. Andean, 2013 (3A).

Receiving

Caught seven passes or more: 8 by Kurt Rafdal, Carmel vs. Center Grove, 2016 (6A).

Caught 10 passes or more: 10 by Duke Blackwell, New Palestine vs. Fort Wayne Snider, 2015 (5A).

Had 100 yards receiving or more: 123 by Brad Bacon, Indianapolis Cardinal Ritter vs. Eastbrook, 2016 (2A); 117 by Kamari Anderson-Drew, Fort Wayne Concordia Lutheran vs. Lawrenceburg, 2016 (3A); 117 by Mark Mallers, Fort Wayne Concordia Lutheran vs. Lawrenceburg, 2016 (3A).

Had 150 yards receiving or more: 328 by Duke Blackwell, New Palestine vs. Fort Wayne Snider, 2015 (5A).

Had 200 yards receiving or more: 328 by Duke Blackwell, New Palestine vs. Fort Wayne Snider, 2015 (5A).

Had 250 yards receiving or more: 328 by Duke Blackwell, New Palestine vs. Fort Wayne Snider, 2015 (5A).

Had 300 yards receiving or more: 328 by Duke Blackwell, New Palestine vs. Fort Wayne Snider, 2015 (5A).

Caught three TDs or more: 3 by Duke Blackwell, New Palestine vs. Fort Wayne Snider, 2015 (5A).

Caught a pass of 50 yards or more: 76 by Nick Barkas, Pioneer vs. Linton-Stockton, 2016 (A); 70 by Andrew Bordner, Fort Wayne Concordia Lutheran vs. Lawrenceburg, 2016 (3A); 70 by Jacob Luedeman, Roncalli vs. NorthWood, 2016 (4A); 62 by Kamari Anderson-Drew, Fort Wayne Concordia Lutheran vs. Lawrenceburg, 2016 (3A); 60 by Andrew Barajas, Eastbrook vs. Indianapolis Cardinal Ritter, 2016 (2A); 53 by Brad Bacon, Indianapolis Cardinal Ritter vs. Eastbrook, 2016 (2A); 53 by William Smith, Linton-Stockton vs. Pioneer, 2016 (A).

Caught a pass of 60 yards or more: 76 by Nick Barkas, Pioneer vs. Linton-Stockton, 2016 (A); 70 by Andrew Bordner, Fort Wayne Concordia Lutheran vs. Lawrenceburg, 2016 (3A); 70 by Jacob Luedeman, Roncalli vs. NorthWood, 2016 (4A); 62 by Kamari Anderson-Drew, Fort Wayne Concordia Lutheran vs. Lawrenceburg, 2016 (3A); 60 by Andrew Barajas, Eastbrook vs. Indianapolis Cardinal Ritter, 2016 (2A).

Caught a pass of 70 yards or more: 76 by Nick Barkas, Pioneer vs. Linton-Stockton, 2016 (A); 70 by Andrew Bordner, Fort Wayne Concordia Lutheran vs. Lawrenceburg, 2016 (3A); 70 by Jacob Luedeman, Roncalli vs. NorthWood, 2016 (4A).

Caught a pass of 80 yards or more: 81 by Chandler Grau, Brebeuf Jesuit vs. Andean, 2013 (3A).

Total Offense

Had 300 yards total offense or more: 385 by Peter Morrison, Fort Wayne Concordia Lutheran vs. Lawrenceburg, 2016 (3A) (376 passing, 9 rushing); 313 by Derek O'Connor, Roncalli vs. NorthWood, 2016 (4A) (159 passing, 154 rushing).

Had 400 yards total offense or more: 667 by Alex Neligh, New Palestine vs. Fort Wayne Snider, 2015 (5A) (501 passing, 166 rushing).

Had 500 yards total offense or more: 667 by Alex Neligh, New Palestine vs. Fort Wayne Snider, 2015 (5A) (501 passing, 166 rushing).

Had 600 yards total offense or more: 667 by Alex Neligh, New Palestine vs. Fort Wayne Snider, 2015 (5A) (501 passing, 166 rushing).

Had 100 yards or more both passing and rushing: Derek O'Connor, Roncalli vs. NorthWood, 2016 (4A) (159 passing, 154 rushing); Jack Kiser, Pioneer vs. Linton-Stockton, 2016 (A) (153 passing, 102 rushing).

All-Purpose

Had 200 all-purpose yards or more: 250 by Peterson Kerlegrand, Fort Wayne Concordia Lutheran vs. Lawrenceburg, 2016 (3A).

Had 250 all-purpose yards or more: 250 by Peterson Kerlegrand, Fort Wayne Concordia Lutheran vs. Lawrenceburg, 2016 (3A).

Had 300 all-purpose yards or more: 339 by Duke Blackwell, New Palestine vs. Fort Wayne Snider, 2015 (5A).

Scoring

Accounted for four touchdowns or more: 6 by Peter Morrison, Fort Wayne Concordia Lutheran vs. Lawrenceburg, 2016 (3A) (6 passing); 5 by Tyler Meurer, Linton-Stockton vs. Pioneer, 2016 (A) (4 rushing, 1 passing); 4 by Derek O'Connor, Roncalli vs. NorthWood, 2016 (4A) (3 rushing, 1 passing).

Accounted for five touchdowns or more: 6 by Peter Morrison, Fort Wayne Concordia Lutheran vs. Lawrenceburg, 2016 (3A) (6 passing); 5 by Tyler Meurer, Linton-Stockton vs. Pioneer, 2016 (A) (4 rushing, 1 passing).

Accounted for six touchdowns or more: 6 by Peter Morrison, Fort Wayne Concordia Lutheran vs. Lawrenceburg, 2016 (3A) (6 passing).

Accounted for seven touchdowns or more: 8 by Alex Neligh, New Palestine vs. Fort Wayne Snider, 2015 (5A) (4 passing, 4 rushing).

Accounted for eight touchdowns or more: 8 by Alex Neligh, New Palestine vs. Fort Wayne Snider, 2015 (5A) (4 passing, 4 rushing).

Scored touchdowns three different ways: Mitchell Clayton, Lafayette Central Catholic vs. Perry Central, 1999 (1A) (2 receiving, 1 rushing, 1 interception return). Note: Passing TDs do not count in this category.

Scored touchdowns four different ways: None. Note: Passing TDs do not count in this category.

Defense

Intercepted two passes or more: 2 by Kayoni Griggs, Fort Wayne Concordia Lutheran vs. Lawrenceburg, 2016 (3A).

Intercepted three passes or more: 3 by Wes Kendall, Zionsville vs. Fort Wayne Bishop Dwenger, 1996 (3A).

Returned an interception for a TD: Vaughn DePugh, North Vermillion vs. Pioneer, 2014 (A) (95 yards).

Recovered two fumbles or more: 2 by Austin Fleming, Rensselaer Central vs. Evansville Mater Dei, 2014 (2A); 2 by Braeden Hollowell, North Vermillion vs. Pioneer, 2014 (A).

Returned a fumble recovery for a TD: 20 yard return by Logan Greene, New Palestine vs. Fort Wayne Snider, 2015 (5A).

Recovered a fumble in the endzone: R.C. Hauser, Fishers vs. Lawrence Central, 2010 (5A).

Recorded 15 tackles or more: 16 by Martin Petruf, Whiting vs. Monrovia, 2015 (2A).

Had two sacks or more: 3.5 by Chance Howard, Linton-Stockton vs. Pioneer, 2016 (A).

Had three sacks or more: 3.5 by Chance Howard, Linton-Stockton vs. Pioneer, 2016 (A).

Had four sacks or more: 4 by Taylor Halstead, Fishers vs. Lawrence Central, 2010 (5A).

Special Teams

Scored 7 points kicking or more: 10 by Conner Coghlan, Carmel vs. Center Grove, 2016 (6A); 10 by Will Harrison, Westfield vs. Columbus East, 2016 (5A); 7 by Luke Eckert, Center Grove vs. Carmel, 2016 (6A).

Scored 10 points kicking or more: 10 by Conner Coghlan, Carmel vs. Center Grove, 2016 (6A); 10 by Will Harrison, Westfield vs. Columbus East, 2016 (5A).

Scored 11 points kicking or more: 11 by Kyle Barton, New Palestine vs. New Prairie, 2014 (4A).

Kicked three field goals or more: 3 by Conner Coghlan, Carmel vs. Center Grove, 2016 (6A); 3 by Will Harrison, Westfield vs. Columbus East, 2016 (5A).

Kicked four field goals or more: 4 by Billy Stumbo, Carmel vs. Penn, 2011 (5A).

Kicked a field goal of 50 yards or more: 52 by Will Harrison, Westfield vs. Columbus East, 2016 (5A); 50 by Luke Eckert, Center Grove vs. Carmel, 2016 (6A).

Had a punt 50 yards or more: 66 by PJ Buck, Center Grove vs. Carmel, 2016 (6A); 54 by Jordan Houze, Lawrenceburg vs. Fort Wayne Concordia Lutheran, 2016 (3A).

Had a punt 60 yards or more: 66 by PJ Buck, Center Grove vs. Carmel, 2016 (6A).

Had a punt 70 yards or more: 71 by Dave Miller, Penn vs. Bloomington South, 1997 (5A).

Punted 10 times or more: 15 by Casey Miller, Bremen vs. Sheridan, 1988 (1A).

Returned a punt for a touchdown: 57 yards by Ben Stewart, Indianapolis Cathedral vs. LaPorte vs. 2014 (5A).

Totaled 100 punt return yards or more: 112 by Terry McLaurin, Indianapolis Cathedral vs. Mishawaka, 2012 (4A).

Scored a touchdown off a blocked punt: Jake Purichia, Indianapolis Cardinal Ritter vs. Tipton, 2013 (2A).

Returned a kickoff for a touchdown: 77 yards by Luke Neitzke, Evansville Mater Dei vs. Rensselaer Central, 2014 (2A).

Totaled 100 kickoff return yards or more: 103 by Brayton Yoder, NorthWood vs. Roncalli, 2016 (4A).

TEAM

Rushing

Rushed for 300 yards or more: 373 by Monrovia vs. Whiting, 2015 (2A); 331 by Indianapolis Bishop Chatard vs. West Lafayette, 2015 (3A); 312 by Center Grove vs. Penn, 2015 (6A).

Rushed for 400 yards or more: 462 by New Palestine vs. New Prairie, 2014 (4A); 415 by Pioneer vs. North Vermillion, 2014 (A).

Rushed for 500 yards or more: 575 by Warren Central vs. Penn, 2003 (5A).

Had 50 attempts or more: 55 by Roncalli vs. NorthWood, 2016 (4A); 53 by Columbus East vs. Westfield, 2016 (5A).

Had four TDs: Linton-Stockton vs. Pioneer, 2016 (A); Roncalli vs. NorthWood, 2016 (4A).

Had five TDs: Monrovia vs. Whiting, 2015 (2A).

Had six TDs or more: 6 by New Palestine vs. New Prairie, 2014 (4A); 6 by New Prairie vs. New Palestine, 2014 (4A); 6 by Rensselaer Central vs. Evansville Mater Dei, 2014 (2A).

Had two players with 100 yards or more: Monrovia vs. Whiting, 2015 (2A) (Dalton Smith 167, Jaden Rhea 122); Indianapolis Bishop Chatard vs. West Lafayette, 2015 (3A) (Gabe Coleman 118, Jarrod Stiver 108).

Passing

Had 400 yards or more: 501 by New Palestine vs. Fort Wayne, 2015 (5A).

Had 500 yards or more: 501 by New Palestine vs. Fort Wayne, 2015 (5A).

Had 45 attempts or more: 47 by Indianapolis Cardinal Ritter vs. Sheridan, 2008 (1A).

Had 30 completions or more: 39 by Evansville Mater Dei vs. Fort Wayne Bishop Luers, 2001 (2A).

Had four TDs or more: 6 by Fort Wayne Concordia Lutheran vs. Lawrenceburg, 2016 (3A).

Had five TDs or more: 6 by Fort Wayne Concordia Lutheran vs. Lawrenceburg, 2016 (3A).

Had six TDs or more: 6 by Fort Wayne Concordia Lutheran vs. Lawrenceburg, 2016 (3A).

Receiving

Had 300 yards or more receiving: 388 by Fort Wayne Concordia Lutheran vs. Lawrenceburg, 2016 (3A).

Had 400 yards or more receiving: 501 by New Palestine vs. Fort Wayne Snider, 2015 (5A).

Had 500 yards or more receiving: 501 by New Palestine vs. Fort Wayne Snider, 2015 (5A).

Had two players with 100 yards or more: Fort Wayne Concordia Lutheran vs. Lawrenceburg, 2016 (3A) (Kamari Anderson-Drew 117; Mark Mallers 117).

Combination Offense

Had a 200-yard passer and 100-yard rusher: Fort Wayne Concordia Lutheran vs. Lawrenceburg, 2016 (3A) (Peter Morrison 376 passing & Peterson Kerlegrand 208 rushing).

Had a 100-yard receiver and a 100-yard rusher: Fort Wayne Concordia Lutheran vs. Lawrenceburg, 2016 (3A) (Kamari Anderson-Drew 117 receiving, Mark Mallers 117 receiving, Peterson Kerlegrand 208 rushing).

Total Offense

Had 300 yards or more of total offense: 614 by Fort Wayne Concordia Lutheran vs. Lawrenceburg, 2016 (3A) (226 rushing, 388 passing); 417 by Roncalli vs. NorthWood, 2016 (4A) (258 rushing, 159 passing); 411 by Indianapolis Cardinal Ritter vs. Eastbrook, 2016 (2A) (208 rushing, 203 passing); 371 by Carmel vs. Center Grove, 2016 (6A) (174 rushing, 197 passing); 369 by Linton-Stockton vs. Pioneer (274 rushing, 95 passing).

Had 400 yards or more of total offense: 614 by Fort Wayne Concordia Lutheran vs. Lawrenceburg, 2016 (3A) (226 rushing, 388 passing); 417 by Roncalli vs. NorthWood, 2016 (4A) (258 rushing, 159 passing); 411 by Indianapolis Cardinal Ritter vs. Eastbrook, 2016 (2A) (208 rushing, 203 passing).

Had 500 yards or more of total offense: 614 by Fort Wayne Concordia Lutheran vs. Lawrenceburg, 2016 (3A) (226 rushing, 388 passing).

Had 600 yards or more of total offense: 614 by Fort Wayne Concordia Lutheran vs. Lawrenceburg, 2016 (3A) (226 rushing, 388 passing).

Had 700 yards or more of total offense: 757 by New Palestine vs. Fort Wayne Snider, 2015 (5A) (256 rushing, 501 passing).

Scoring

Scored 40 points or more: 56 by Fort Wayne Concordia Lutheran vs. Lawrenceburg, 2016 (3A).

Scored 50 points or more: 56 by Fort Wayne Concordia Lutheran vs. Lawrenceburg, 2016 (3A).

Scored 60 points or more: 64 by Fort Wayne Snider vs. New Palestine, 2015 (5A); 61 by New Palestine vs. Fort Wayne Snider, 2015 (5A).

Scored 70 points or more: 77 by New Palestine vs. New Prairie, 2014 (4A).

Turnovers/Takeaways

Did not commit a turnover: Columbus East vs. Westfield, 2016 (5A); Fort Wayne Concordia Lutheran vs. Lawrenceburg, 2016 (3A).

Recovered three fumbles or more: 4 by Center Grove vs. Carmel, 2016 (6A).

Recovered four fumbles or more: 4 by Center Grove vs. Carmel, 2016 (6A).

Intercepted three passes or more: 4 by Fort Wayne Bishop Dwenger vs. East Central, 2015 (4A); 3 by West Lafayette vs. Indianapolis Bishop Chatard, 2015 (3A).

Intercepted four passes or more: 4 by Fort Wayne Bishop Dwenger vs. East Central, 2015 (4A).

Intercepted five passes or more: 5 by Indianapolis Bishop Chatard vs. West Lafayette, 1984 (2A).

Recorded five takeaways or more: 6 by Center Grove vs. Carmel, 2016 (6A).

Defense

Held opponent to 50 rushing yards or fewer: 47 by Carmel vs. Warren Central, 2013 (6A).

Held opponent to 50 passing yards or fewer: 46 by Westfield vs. Columbus East, 2016 (5A).

Held opponent to 200 yards or fewer of total offense: 168 by Lafayette Central Catholic vs. Linton-Stockton, 2015 (A); 172 by Fort Wayne Bishop Dwenger vs. East Central, 2015 (4A).

Scored a safety: Penn vs. Bloomington South, 1997 (5A); Andean vs. Indianapolis Bishop Chatard, 1997 (3A).

Recorded four or more sacks: 6 by Linton-Stockton vs. Pioneer, 2016 (A); 4 by Westfield vs. Columbus East, 2016 (5A).

Special Teams

Blocked a punt: Linton-Stockton vs. Pioneer, 2016 (A).

Blocked a field goal: Carmel vs. Warren Central, 2013 (6A).

Blocked a PAT kick: Westfield vs. Columbus East, 2016 (5A); Indianapolis Cardinal Ritter vs. Eastbrook, 2016 (2A); Linton-Stockton vs. Pioneer, 2016 (A); Pioneer vs. Linton-Stockton, 2016 (A).

Scored a 2-point conversion: NorthWood vs. Roncalli, 2016 (4A); Linton-Stockton vs. Pioneer, 2016 (A); Pioneer vs. Linton-Stockton, 2016 (A).

Did not punt: New Palestine vs. New Prairie, 2014 (4A).

Recovered an onside kick: Fort Wayne Concordia Lutheran vs. Lawrenceburg, 2016 (3A); Eastbrook vs. Indianapolis Cardinal Ritter, 2016 (2A); Indianapolis Cardinal Ritter vs. Eastbrook 2016 (2A).

Miscellaneous

Had a play from scrimmage go for 80 yards or more: 98 yard run by James Young, New Palestine vs. New Prairie, 2014 (4A).

Had a play from scrimmage go for 90 yards or more: 98 yard run by James Young, New Palestine vs. New Prairie, 2014 (4A).

A state championship game go to overtime: Carmel 16, Center Grove 13, 2016 (6A).

Game-winning field goal with 0:00 left in regulation: Fort Wayne Bishop Luers 24, Tri-West Hendricks 22. Tim Wilson with 18 yard FG, 1989 Class 2A; Carmel 10, Penn 7. Kent Miller with 18 yard FG, 1989 Class 5A.

Game-winning touchdown with 0:00 left in regulation: Brownsburg 23, Hobart 17. Scott Wells 48 yard pass from Dan Gatlin, 1985, Class 4A.

Committed six turnovers and won game: Carmel vs. Center Grove, 2016 (6A),

Game-Winning Scores at End of Regulation

1985 Class 4A: Brownsburg 23, Hobart 17.

Brownsburg's QB Dan Gatlin finds split end Scott Wells who caught a 48-yard touchdown pass on one knee in the endzone as time expired. Wells had streaked past the cornerback down the sideline and the Hobart safety stumbled getting over to cover on the play. It was the Bulldogs second consecutive title having won the 3A championship a year earlier.

1989 Class 2A: Fort Wayne Bishop Luers 24, Tri-West Hendricks 22.

Senior placekicker Tim Wilson nails an 18-yard field goal as time expires to give Bishop Luers its second state championship. Wilson had missed attempts from 36 and 51 earlier in the game.

1989 Class 5A: Carmel 10, Penn 7.

That same weekend, Kent Miller kicks an 18-yard field goal as time expires handing Carmel its record fifth state championship. The winning kick was set up by a 43-yard punt return by Ron Herrmann and a flat snap saved by holder Dan Schmidt.

Top 10 Most Rushing Yards

1. 317 Desmond Tardy, Warren Central vs. Penn, 2003 (5A).
2. 301 Brett Law, Sheridan vs. Bremen, 1988 (A).
3. 282 James Young, New Palestine vs. New Prairie, 2014 (4A).
4. 261 Fred Moore, Fort Wayne Bishop Luers vs. Tri-West Hendricks, 1989 (2A).
5. 255 Danny Anthrop, Lafayette Central Catholic vs. Indianapolis Sccecina, 2011 (A).
6. 252 Vaughn Dunbar, Fort Wayne Snider vs. Carmel, 1986 (5A).
- T7. 247 Mike Bohn, Roncalli vs. NorthWood, 1993 (3A).
- T7. 247 Ryan Kleinschmidt, Indianapolis Bishop Chatard vs. South Bend St. Joseph's, 2010 (3A).
9. 241 Burt Austin, Franklin Central, vs. Goshen, 1981 (2A).
10. 236 Shakir Bell, Warren Central vs. Carmel, 2009 (5A).

Top 10 Most Passing Yards

1. 501 Alex Neligh, New Palestine vs. Fort Wayne Snider, 2015 (5A).
2. 439 Jake Schiff, Evansville Mater Dei vs. Fort Wayne Bishop Luers, 2001 (2A).
3. 423 Ross Hendrickson, Indianapolis Cardinal Ritter vs. Sheridan, 2008 (A).
4. 395 Rick Mirer, Goshen vs. Franklin Central, 1988 (4A).
5. 376 Peter Morrison, Fort Wayne Concordia Lutheran vs. Lawrenceburg, 2016 (3A).
6. 352 Scott Stanski, Fort Wayne Bishop Luers vs. North Montgomery, 1996 (2A).
7. 346 Isaac Stiebeling, Fort Wayne Snider vs. New Palestine, 2015 (5A).
8. 335 Connor Barthel, Indianapolis Cathedral vs. Fort Wayne Bishop Dwenger, 2010 (4A).
9. 323 T.J. Siple, Tri-West Hendricks vs. Harding, 2003 (2A).
10. 302 Tyler Bruce, Tri-West Hendricks vs. Eastbrook, 2004 (2A).

Top 10 Most Receiving Yards

1. 328 Duke Blackwell, New Palestine vs. Fort Wayne Snider, 2015 (5A).
2. 192 Patrick Mallory, Evansville Mater Dei vs. Fort Wayne Bishop Luers, 2001 (2A).
3. 183 Tyrone Walker, Indianapolis Cardinal Ritter vs. Sheridan, 2008 (A).
4. 175 Zach Rainey, Ben Davis vs. Fort Wayne Snider, 2002 (5A).
- T5. 168 Gehrig Dieter, South Bend Washington vs. Indianapolis Cathedral, 2011 (4A).
- T5. 168 Chandler Grau, Brebeuf Jesuit vs. Andrean, 2013 (3A).
- T5. 168 Brad Hunt, West Lafayette vs. Providence, 1993 (2A).
8. 159 Nick Logan, Carmel vs. Warren Central, 2009 (5A).
9. 156 Josh Parker, South Decatur vs. Southwood, 1990 (A).
10. 150 Morgan Cook, Heritage Christian vs. Cass, 2008 (2A).