

IHSAA News Release



Indiana High School Athletic Association, Inc.

9150 N. Meridian Street, PO Box 40650, Indianapolis, Indiana 46240-0650
317-846-6601 • Fax: 317-575-4244 • IHSAA.org • IHSAAtv.org • @IHSAA1

TICKETS

\$15.00 per day. All seats general admission. Pre-school children admitted at no charge. Single day tickets may be purchased at participating schools. Contact schools for ticket distribution hours. *Purchase tickets in advance through a participating school and \$1.00 for every ticket sold will be reimbursed to that school.* Tickets also will be available game day at the Lucas Oil Stadium Ticket Office located on the southeast side of the venue at street level nearest Capitol Avenue.

GATES OPEN

Gates open beginning at 11 am ET each day (one hour prior to kickoff).

TELEVISION & WEBSTREAM

The Class A, 2A, 3A, 4A and 5A games will air live on Fox Sports Indiana while Friday night's 6A game broadcast will air on Fox Sports Indiana Plus, an alternate channel, due to overlap with the Indiana Pacers broadcast that evening. Check IHSAA.org this week for a list of specific channels by television provider. Each game also will be streamed at IHSAAtv.org.



FRIDAY BROADCAST ASSIGNMENTS

Class 2A

- Play-by-Play Mark Jaynes
- Color Analyst Lance Scheib
- Sideline Reporter Jeremiah Johnson

Class 4A

- Play-by-Play Greg Rakestraw
- Color Analyst Jan Boser
- Sideline Reporter Mark Jaynes

Class 6A

- Play-by-Play Jerry Baker
- Color Analyst Dick Dullaghan
- Sideline Reporter Greg Rakestraw

SATURDAY BROADCAST ASSIGNMENTS

Class A

- Play-by-Play Mark Jaynes
- Color Analyst Lance Scheib
- Sideline Reporter Jeremiah Johnson

Class 3A

- Play-by-Play Jerry Baker
- Color Analyst Jan Boser
- Sideline Reporter Mark Jaynes

Class 5A

- Play-by-Play Jerry Baker
- Color Analyst Dick Dullaghan
- Sideline Reporter Jeremiah Johnson

THE 44TH ANNUAL IHSAA FOOTBALL STATE FINALS



presented by the Indianapolis Colts

November 25-26, 2016

Lucas Oil Stadium, Indianapolis, Ind.

CLASS 2A

EASTBROOK (13-1) vs. INDIANAPOLIS CARDINAL RITTER (10-4)

FRIDAY, NOV. 25, 2016 • 12 PM ET • LUCAS OIL STADIUM • FOX SPORTS INDIANA



EASTBROOK PANTHERS
Head Coach: Jeff Adamson
Record at Eastbrook: 242-82 (28th Year)
Overall: 242-82 (28th Year)

RITTER RAIDERS
Head Coach: Ty Hunt
Record at Ritter: 116-30 (11th Year)
Overall: 116-30 (11th Year)



CLASS 4A

NORTHWOOD (14-0) vs. RONCALLI (14-0)

FRIDAY, NOV. 25, 2016 • 3:30 PM ET • LUCAS OIL STADIUM • FOX SPORTS INDIANA



NORTHWOOD PANTHERS
Head Coach: Nate Andrews
Record at NorthWood: 28-9 (3rd Year)
Overall: 68-48 (10th Year)

RONCALLI REBELS
Head Coach: Bruce Sciffes
Record at Roncalli: 247-88 (27th Year)
Overall: 247-88 (27th Year)



CLASS 6A

CARMEL (9-4) vs. CENTER GROVE (12-1)

FRIDAY, NOV. 25, 2016 • 7:05 PM ET • LUCAS OIL STADIUM • FOX SPORTS INDIANA PLUS



CARMEL GREYHOUNDS
Head Coach: John Hebert
Record at Carmel: 19-7 (2nd Year)
Overall: 19-7 (2nd Year)

CENTER GROVE TROJANS
Head Coach: Eric Moore
Record at CG: 173-55 (18th Year)
Overall: 221-60 (22nd Year)



CLASS A

PIONEER (14-0) vs. LINTON-STOCKTON (14-0)

SATURDAY, NOV. 26, 2016 • 12 PM ET • LUCAS OIL STADIUM • INDIANAPOLIS, IN • FOX SPORTS INDIANA



PIONEER PANTHERS
Head Coach: Adam Berry
Record at Pioneer: 14-0 (1st Year)
Overall: 14-0 (1st Year)

LINTON-STOCKTON MINERS
Head Coach: Brian Oliver
Record at Linton: 51-5 (4th Year)
Overall: 51-5 (4th Year)



CLASS 3A

FORT WAYNE CONCORDIA (12-2) vs. LAWRENCEBURG (13-1)

SATURDAY, NOV. 26, 2016 • 3:30 PM ET • LUCAS OIL STADIUM • INDIANAPOLIS, IN • FOX SPORTS INDIANA



CONCORDIA LUTHERAN CADETS
Head Coach: Tim Mannigel
Record at Concordia: 33-45 (7th Year)
Overall: 33-45 (7th Year)

LAWRENCEBURG TIGERS
Head Coach: Ryan Knigga
Record at Lawrenceburg: 50-20 (6th Year)
Overall: 50-20 (6th Year)



CLASS 5A

WESTFIELD (11-2) vs. COLUMBUS EAST (13-1)

SATURDAY, NOV. 26, 2016 • 7:05 PM ET • LUCAS OIL STADIUM • INDIANAPOLIS, IN • FOX SPORTS INDIANA



WESTFIELD SHAMROCKS
Head Coach: Jake Gilbert
Record at WL: 45-27 (6th Year)
Overall: 75-63 (12th Year)

COLUMBUS EAST OLYMPIANS
Head Coach: Bob Gaddis
Record at East: 172-32 (16th Year)
Overall: 290-132 (38th Year)



IHSAA CHAMPIONS RADIO NETWORK



The radio network affiliates listed below will carry one or more of the six state championship games. Check IHSAA.org this week for further details.

FRIDAY BROADCAST ASSIGNMENTS

Class 2A

- Play-by-Play Pat Boylan
- Color Analyst Matt Surface
- Sideline Reporter Matt Hicks

Class 4A

- Play-by-Play Matt Taylor
- Color Analyst Matt Surface
- Sideline Reporter Mark Foerster

Class 6A

- Play-by-Play Matt Taylor
- Color Analyst Matt Surface
- Sideline Reporter Mark Foerster

SATURDAY BROADCAST ASSIGNMENTS

Class A

- Play-by-Play Will Haskett
- Color Analyst Jan Boser
- Sideline Reporter Tony Donohue

Class 3A

- Play-by-Play Greg Rakestraw
- Color Analyst Lance Scheib
- Sideline Reporter Tony Donohue

Class 5A

- Play-by-Play Greg Rakestraw
- Color Analyst Jan Boser
- Sideline Reporter Matt Hicks

| License City, State | Call Letters | Frequency |
|---------------------|--------------|-----------|
| Anderson | WHBU | 1240 AM |
| Attica | WFWR | 91.5 FM |
| Austin | WXKU | 92.7 FM |
| Batesville | WRBI | 103.9 FM |
| Baugh City | WYIR | 96.9 FM |
| Bedford | WQRK | 105.5 FM |
| Bedford | WPHZ | 102.5 FM |
| Bedford | WBIW | 1340 AM |
| Boonville | WBNI | 1540 AM |
| Boonville | WBNI | 97.7 FM |
| Evansville | WJLT | 105.3 FM |
| Hammond | WJOB | 1230 AM |
| Hammond | WJOB | 104.7 FM |
| Hardinsburg | WKLO | 96.9 FM |
| Indianapolis | WFNI | 107.5 FM |
| Indianapolis | WFNI | 1070 AM |
| Jasper | WITZ | 104.7 FM |
| Jasper | WQKZ | 98.5 FM |
| Jeffersonville | WXVW | 1450 AM |
| Knox | WKVI | 99.3 FM |
| Knox | WYMR | 98.3 FM |
| Muncie | WXFN | 102.9 FM |
| Muncie | WXFN | 1340 AM |
| New Castle | WLTJ | 1550 AM |
| Paoli | WUME | 95.3 FM |
| Plymouth | WTCA | 1050 AM |
| Plymouth | WTCA | 106.1 FM |
| Richmond | WKBV | 1490 AM |
| Salem | WSLM | 1220 AM |
| Salem | WSLM | 97.9 FM |
| Shelbyville | WSVX | 1520 AM |
| Shelbyville | WSVX | 96.5 FM |
| Sullivan | WNDI | 95.3 FM |
| Warsaw | WRSW | 107.3 FM |
| Warsaw | WRSW | 1480 AM |
| Winchester | WZZY | 98.3 FM |

MEDIA INFORMATION

MEDIA CREDENTIALS: For media outlets intending to cover the football state finals, please apply for credentials (with name of individual(s) applying) through IHSAA Sports Information Director Jason Wille at jwille@ihsaa.org. Requests MUST originate from a recognized business account; e-mails from personal accounts (ie: yahoo.com, gmail.com, etc.) will not be accepted. **The deadline for requests is 4 pm ET / 3 pm CT on Wednesday, Nov. 23.** Credentials will not be granted after that time. Please note that the football state finals require a specific credential. Any passes issued previously will not allow admission to this event. Approved requests will be available at media will-call located inside the northwest entrance to Lucas Oil Stadium nearest the corner of Missouri and South streets on game day. Credentials will not be mailed.

NO CHILDREN, PLEASE: With the exception of high school students representing their school's newspaper, yearbook, radio or television station, and who have a team participating, no young people or children will be issued media credentials or be allowed in the working media area.

MEDIA PARKING: There is no designated parking area for media for this event though there are numerous parking options within short walking distance of the stadium. For a map, visit www.lucasoilstadium.com.

MEDIA WILL-CALL/ENTRANCE: Approved credential requests will be available for pickup at media will-call at Lucas Oil Stadium on either game day. Media will-call will be located inside the northwest entrance to the stadium nearest the corner of Missouri and South streets. Credentials may be claimed both days beginning at 9:30 am ET. Please have identification available and be prepared to have bags and equipment checked by security officials. From that location, you may take the adjacent elevators to the press box or field level.

SEAT ASSIGNMENTS: Except where permanent lines have been installed for those that have ordered them, an open seating policy will be used in the press box. Specific booth/seating assignments for television, radio and internet broadcasters will be posted in the press box.

WIRELESS INTERNET: Wireless internet access is available in the Lucas Oil Stadium press box through the facility service provider Smart City for a fee of \$12.95 per 24 hours and payable by credit card.

BROADCAST PHONE LINES: Those requiring phone line installation in the press box should order online directly through Lucas Oil Stadium here: <http://www.icclos.com/orderforms/utility.asp>. Select the IHSAA State Finals link and follow instructions. Once completed, you will also need to request media credentials using the procedure listed above.

HIGH-SPEED BROADBAND: For media seeking a higher-speed connection or alternative services at Lucas Oil Stadium, please make arrangements in advance by ordering online directly through Lucas Oil Stadium here: <https://orders.smartcitynetworks.com/Ordering.aspx>.

TEAM BENCH AREA: All credentialed media will have access to the field level. However, we solicit cooperation in keeping the sidelines as clean as possible during the games. The defined team bench area between the 30-yard lines is a restricted area for the teams only. Your cooperation is appreciated. During the games, all media personnel must observe the field markings and work behind the **white-painted** area that is approximately two yards wide around the perimeter of the field on the sides and in the end zones. Photographers may work from the end zone to the 30-yard-line at each end of the field from either sideline.

LIVE TELEVISION CUT-INS: Showing live game action is prohibited. Stand-up reports for newscasts are permitted from inside the stadium provided that no live action is shown.

POST-GAME GUIDELINES: Due to contractual obligations, the IHSAA network personnel will have priority in conducting interviews with coaches and players on the field immediately following each game. If time permits before the awards ceremony, additional interviews may be conducted with the assistance of IHSAA media stewards. No formal press conference is scheduled and all interviews will be conducted off the field following the awards ceremony and team photograph session. We solicit your continued cooperation with this policy. The post-game ceremonies order will be as follows:

- Mental Attitude Award presentation
- Runner-Up medals and trophy presentation
- Championship medals and trophy presentation
- Team Photographs by ChampionsIllustrated.com

HOSPITALITY: The IHSAA will provide a hospitality area with food and drinks on Friday and Saturday in the press box for all credentialed media personnel.

GAME DAY WEBSITE / TWITTER UPDATES: Scores will be updated throughout the game at IHSAA.org. Final box scores, play-by-play and recaps will be posted at the conclusion of each championship game. Also follow us on Twitter: [@IHSAA1](https://twitter.com/IHSAA1).



2016-17 IHSAA STATE CHAMPIONSHIPS

FALL SPORTS

| | |
|----------------------|---|
| Sept. 30-Oct. 1 | GIRLS GOLF @ <i>Prairie View Golf Club, Carmel</i> Team: Evansville North Indiv: Holly Anderson, Columbus North |
| Oct. 14-15 | BOYS TEAM TENNIS @ <i>North Central HS, Indianapolis</i> Team: Carmel |
| Oct. 21-22 | BOYS SINGLES & DOUBLES @ <i>Park Tudor HS, Indianapolis</i> Singles: Patrick Fletchall, Carmel Doubles: Ethan McAndrews/Jay Natarajan, Carmel |
| Oct. 29 | BOYS & GIRLS SOCCER @ <i>Carroll Stadium, IUPUI, Indianapolis</i> Class A Boys: Mishawaka Marian Class A Girls: Andread Class 2A Boys: Evansville Memorial Class 2A Girls: Penn |
| Oct. 29 | BOYS & GIRLS CROSS COUNTRY @ <i>LaVern Gibson Course, Terre Haute</i> Girls Team: Carmel Girls Indiv: Taylor Schwartz, DeKalb Boys Team: Carroll (Fort Wayne) Boys Indiv: Curtis Eckstein, Oldenburg Acad |
| Nov. 5 | VOLLEYBALL @ <i>Worthen Arena, Ball State Univ, Muncie</i> Class A: Fort Wayne Blackhawk Christ. Class 2A: Wapahani Class 3A: Yorktown Class 4A: Indianapolis Cathedral |
| Nov. 25-26 | FOOTBALL @ <i>Lucas Oil Stadium, Indianapolis</i> |
| WINTER SPORTS | |
| Feb. 10-11 | GIRLS SWIMMING & DIVING @ <i>IU Natatorium, IUPUI, Indianapolis</i> |
| Feb. 17-18 | WRESTLING @ <i>Bankers Life Fieldhouse, Indianapolis</i> |
| Feb. 24-25 | BOYS SWIMMING & DIVING @ <i>IU Natatorium, IUPUI, Indianapolis</i> |
| Feb. 25 | GIRLS BASKETBALL @ <i>Bankers Life Fieldhouse, Indianapolis</i> |
| March 11 | GYMNASTICS @ <i>Worthen Arena, Ball State University, Muncie</i> |
| March 25 | BOYS BASKETBALL @ <i>Bankers Life Fieldhouse, Indianapolis</i> |
| SPRING SPORTS | |
| June 2 | BOYS TRACK & FIELD @ <i>Haugh Track & Field Complex, Indiana University, Bloomington</i> |
| June 3 | GIRLS TRACK & FIELD @ <i>Haugh Track & Field Complex, Indiana University, Bloomington</i> |
| June 3 | UNIFIED TRACK & FIELD @ <i>Haugh Track & Field Complex, Indiana University, Bloomington</i> |
| June 2-3 | GIRLS TEAM TENNIS @ <i>North Central HS, Indianapolis</i> |
| June 9-10 | GIRLS SINGLES & DOUBLES @ <i>Park Tudor HS, Indianapolis</i> |
| June 10 | SOFTBALL @ <i>Ben Davis HS, Indianapolis</i> |
| June 13-14 | BOYS GOLF @ <i>Prairie View Golf Club, Carmel</i> |
| June 16-17 | BASEBALL <i>Victory Field, Indianapolis</i> |

ASSOCIATED PRESS FINAL REGULAR SEASON POLL

| | | |
|--|--------------------------------------|----------------|
| Class 6A | | |
| 1. | Warren Central (15) | 8-1 354 |
| 2. | Penn (3) | 9-0 316 |
| 3. | Center Grove | 8-1 300 |
| 4. | Ben Davis | 6-3 214 |
| 5. | Brownsburg | 8-1 190 |
| 6. | Columbus North | 8-1 176 |
| 7. | Carmel | 5-4 114 |
| 8. | LaPorte | 8-1 102 |
| 9. | Hamilton Southeastern | 6-3 72 |
| 10. | Indianapolis Cathedral | 5-4 64 |
| Others: Homestead 56, Lawrence Central 8, Lawrence North 6, Avon 4, Carroll (Fort Wayne) 2, Fishers 2. | | |
| Class 5A | | |
| 1. | Fort Wayne Snider (15) | 9-0 354 |
| 2. | New Palestine (3) | 9-0 328 |
| 3. | Bloomington South | 8-1 264 |
| 4. | Columbus East | 8-1 242 |
| 5. | Westfield | 7-2 216 |
| 6. | Mishawaka | 7-2 210 |
| 7. | McCutcheon | 7-2 112 |
| 8. | Decatur Central | 7-2 106 |
| 9. | Kokomo | 6-2 50 |
| 10. | Castle | 6-3 40 |
| Others: Goshen 26, Michigan City 22, Harrison (West Lafayette) 6, Floyd Central 2, Zionsville 2. | | |
| Class 4A | | |
| 1. | Roncalli (16) | 9-0 374 |
| 2. | NorthWood (2) | 9-0 342 |
| 3. | Evansville Reitz (1) | 8-1 276 |
| 4. | New Haven | 8-0 250 |
| 5. | Mississinewa | 9-0 182 |
| 6. | Evansville Central | 8-1 176 |
| 7. | East Central | 7-2 170 |
| 8. | Fort Wayne Bishop Dwenger | 6-3 146 |
| 9. | New Prairie | 7-2 78 |
| 10. | East Chicago Central | 7-1 40 |
| Others: Hobart 16, Shelbyville 16, Beech Grove 8, East Noble 8, Seymour 8. | | |
| Class 3A | | |
| 1. | Gibson Southern (16) | 9-0 372 |
| 2. | Mishawaka Marian (1) | 8-1 300 |
| 3. | Guerin Catholic | 7-2 246 |
| 4. | West Lafayette | 7-2 232 |
| 5. | Tri-West Hendricks | 8-1 192 |
| 6. | Southridge | 8-1 188 |
| 7. | Fort Wayne Concordia Lutheran | 7-2 180 |
| 8. | Indianapolis Bishop Chatard | 4-5 112 |
| 9. | Brownstown Central | 8-1 108 |
| 10. | Hanover Central | 9-0 50 |
| Others: Evansville Memorial 34, Charlestown 18, Lawrenceburg 16, Heritage Hills 14, Fort Wayne Bishop Luers 10, Greensburg 6, Brebeuf Jesuit 4, Garrett 4, Sullivan 4. | | |
| Class 2A | | |
| 1. | Woodlan (18) | 9-0 360 |
| 2. | Whiting | 8-1 304 |
| 3. | Eastbrook | 8-1 270 |
| 4. | Indianapolis Sccecina | 7-2 252 |
| 5. | Indianapolis Cardinal Ritter | 5-4 198 |
| 6. | Evansville Mater Dei | 5-4 164 |
| 7. | Monrovia | 5-4 94 |
| 8. | Bremen | 6-3 86 |
| 9. | Knox | 7-2 64 |
| T10. | Eastside | 6-3 46 |
| T10. | Milan | 7-2 46 |
| Others: North Newton 42, Churubusco 36, Providence 8, Northeastern 4, Lapel 4, Triton Central 2. | | |
| Class A | | |
| 1. | Lafayette Central Catholic (18) | 9-0 360 |
| 2. | Linton-Stockton | 9-0 322 |
| 3. | Pioneer | 9-0 290 |
| 4. | West Washington | 9-0 226 |
| 5. | Monroe Central | 9-0 198 |
| 6. | Adams Central | 8-1 176 |
| 7. | Carroll (Flora) | 9-0 154 |
| 8. | Northfield | 8-1 82 |
| 9. | Fountain Central | 8-1 64 |
| 10. | Shenandoah | 8-1 32 |
| Others: LaVille 24, North Vermillion 18, Indianapolis Lutheran 16, Easter Greene 6, North Miami 6, South Decatur 4, North Decatur 2. | | |

INDIANA FOOTBALL COACHES ASSOC. FINAL REGULAR SEASON POLL

| | | |
|--|--|----------------|
| Class 6A | | |
| 1. | Warren Central (9) | 8-1 99 |
| T2. | Penn (1) | 9-0 85 |
| T2. | Center Grove | 8-1 85 |
| 4. | Ben Davis | 6-3 68 |
| 5. | Brownsburg | 8-1 51 |
| 6. | Carmel | 5-4 45 |
| 7. | Indianapolis Cathedral | 5-4 34 |
| 8. | Hamilton Southeastern | 6-3 27 |
| 9. | Columbus North | 8-1 26 |
| 10. | LaPorte | 8-1 23 |
| Others: Lawrence Central 6, Avon 3, Homestead 2. | | |
| Class 5A | | |
| 1. | Fort Wayne Snider (10) | 9-0 100 |
| 2. | New Palestine | 9-0 89 |
| T3. | Bloomington South | 8-1 73 |
| T3. | Westfield | 7-2 73 |
| 5. | Columbus East | 8-1 63 |
| 6. | Mishawaka | 7-2 49 |
| 7. | Decatur Central | 7-2 39 |
| 8. | McCutcheon | 7-2 18 |
| 9. | Michigan City | 6-3 10 |
| T10. | Castle | 6-3 9 |
| T10. | Goshen | 7-2 9 |
| Others: Whiteland 7, Kokomo 5, Harrison (West Lafayette) 4, Concord 2. | | |
| Class 4A | | |
| 1. | Roncalli (10) | 9-0 100 |
| 2. | NorthWood | 9-0 84 |
| 3. | New Haven | 8-0 77 |
| 4. | Evansville Reitz | 8-1 69 |
| 5. | Evansville Central | 7-2 51 |
| 6. | Fort Wayne Bishop Dwenger | 6-3 45 |
| 7. | East Central | 7-2 31 |
| T8. | New Prairie | 7-2 27 |
| T8. | Mississinewa | 9-0 27 |
| 10. | Hobart | 7-2 13 |
| Others: East Chicago Central 10, East Noble 9, Kankakee Valley 8, Franklin County 3, Shelbyville 2. | | |
| Class 3A | | |
| 1. | Gibson Southern (9) | 9-0 99 |
| 2. | Mishawaka Marian | 8-1 86 |
| 3. | West Lafayette | 7-2 73 |
| 4. | Fort Wayne Concordia Lutheran (1) | 7-2 69 |
| 5. | Guerin Catholic | 7-2 68 |
| 6. | Tri-West Hendricks | 8-1 49 |
| 7. | Indianapolis Bishop Chatard | 4-5 38 |
| 8. | Lawrenceburg | 8-1 25 |
| 9. | Brebeuf Jesuit | 4-5 22 |
| 10. | Southridge | 8-1 6 |
| Others: Evansville Memorial 5, Brownstown Central 5, Hanover Central 3, Fort Wayne Bishop Luers 2, Heritage Hills 1, Batesville 1. | | |
| Class 2A | | |
| 1. | Woodlan (10) | 9-0 100 |
| 2. | Eastbrook | 8-1 76 |
| 3. | Whiting | 8-1 75 |
| 4. | Indianapolis Sccecina Memorial | 7-2 73 |
| 5. | Evansville Mater Dei | 5-4 51 |
| 6. | Indianapolis Cardinal Ritter | 5-4 41 |
| 7. | Knox | 7-2 35 |
| T8. | Bremen | 6-3 25 |
| T8. | Monrovia | 5-4 25 |
| 10. | Churubusco | 7-2 14 |
| Others: Eastside 8, Milan 8, North Newton 7, Whitko 3, Indianapolis Howe 3, Triton Central 2, Lapel 2, Manchester 2. | | |
| Class A | | |
| 1. | Lafayette Central Catholic (9) | 9-0 99 |
| 2. | Linton-Stockton | 9-0 90 |
| 3. | Pioneer | 9-0 79 |
| 4. | West Washington | 9-0 59 |
| 5. | Monroe Central | 9-0 53 |
| 6. | Carroll (Flora) | 9-0 49 |
| 7. | Adams Central | 8-1 43 |
| 8. | LaVille | 8-1 28 |
| 9. | Northfield | 8-1 23 |
| 10. | North Miami | 8-1 15 |
| Others: Fountain Central 12, Indianapolis Lutheran 8, Shenandoah 2. | | |

LOGANSPORT'S BUTCH JONES TO BE HONORED AS 2016 OUTSTANDING FOOTBALL OFFICIAL

Larry "Butch" Jones of Logansport is the recipient of the 2016 Interscholastic Athletic Officials Association Award for excellence in the sport of football. Jones will be honored in a special ceremony at this weekend's state finals.

Each year, the Indiana High School Athletic Association, in cooperation with the National Federation of Interscholastic Officials Association, recognizes and honors an outstanding official in each of 11 sports during the school year.



During his career, Butch has officiated 41 sectionals, 32 regionals, 20 semi-states, and ten state finals.

Jones was selected for this honor by a committee representing the officials' associations. In Indiana there are 24 associations made up of men and women who assist in providing wholesome, worthwhile, and healthy activities for the student athletes in our state. Statewide, there are more than 8,000 officials licensed by the IHSAA in 11 sports.

A licensed football referee for 51 years, Jones is a member of the North Central Officials Association, for whom he has served as a clinician, rules interpreter, and even president. Butch, also an IHSAA clinician and rules interpreter, is a licensed referee in basketball for which he has also officiated multiple State Finals.

Larry "Butch" Jones is a 1958 graduate of Logansport High School. He holds both Bachelor's and Master's degrees from Ball State University and is a business teacher for the Logansport School Corporation. He has also been both an Assistant Coach and Head Coach for the Berries' baseball team, helping guide them to multiple state finals during his coaching career. Jones and his wife Judy have been married for 52 years and have three children: Lori, Hayley, and Matthew.

#MYREASONWHY

My Team

They are like my second family.

After practices, we all go out to eat together. On weekends, we meet up to ride bikes or swim.



And when we play, it's not for the people up in the stands. It's not for the victory. It's just for us.




MAHLIK H.
*Student from Bloomington, IL
Football, Wrestling*

What's Your Reason?

High school activities allow you to connect to yourself, your community and your future. Find your place. Find yourself. Find your reason why.

Learn more and join in at nfhs.org/myreasonwhy



#MyReasonWhy   



The last time Center Grove and Carmel met for the big school state championship in 2008, a record crowd attended in the first year the state finals were played at Lucas Oil Stadium.

Pure Spirit. Pure Sport. Pure Indiana.

STATE CHAMPIONSHIP NOTABLES

STATE CHAMPIONSHIPS

| No. | School |
|-----|-------------------------------------|
| 13 | Indianapolis Bishop Chatard |
| 12 | Indianapolis Cathedral |
| 11 | Fort Wayne Bishop Luers |
| 9 | Sheridan |
| 8 | Ben Davis |
| 8 | Roncalli |
| 8 | Warren Central |
| 7 | Carmel |
| 7 | Lafayette Central Catholic |
| 5 | Penn |
| 4 | Fort Wayne Bishop Dwenger |
| 4 | Franklin Central |
| 4 | Hobart |
| 4 | Indianapolis Cardinal Ritter |
| 4 | Jimtown |
| 4 | Tri-West Hendricks |
| 3 | Mishawaka Marian |
| 2 | Andean |
| 2 | Blackford |
| 2 | Bloomington South |
| 2 | Bremen |
| 2 | Brownsburg |
| 2 | Castle |
| 2 | Center Grove |
| 2 | Columbus East |
| 2 | Evansville Reitz |
| 2 | Fort Wayne Snider |
| 2 | Goshen |
| 2 | Indianapolis Scecina |
| 2 | Lawrenceburg |
| 2 | North Montgomery |
| 2 | West Lafayette |
| 2 | Zionsville |

RUNNERS-UP

| No. | School |
|-----|-------------------------------------|
| 7 | Hobart |
| 6 | Carmel |
| 6 | Fort Wayne Bishop Dwenger |
| 6 | Indianapolis Cardinal Ritter |
| 6 | Penn |
| 5 | Fort Wayne Snider |
| 5 | NorthWood |
| 4 | Andean |
| 4 | Evansville Mater Dei |
| 4 | Fort Wayne Bishop Luers |
| 4 | Jasper |
| 3 | Concord |
| 3 | Fountain Central |
| 3 | Franklin Central |
| 3 | Hamilton Southeastern |
| 3 | Indianapolis Cathedral |
| 3 | North Judson |
| 3 | Roncalli |
| 3 | South Bend St. Joseph's |
| 3 | Southridge |
| 3 | Tipton |
| 2 | Ben Davis |
| 2 | Bremen |
| 2 | East Central |
| 2 | Evansville Memorial |
| 2 | Goshen |
| 2 | Indianapolis Scecina |
| 2 | Jimtown |
| 2 | Knightsstown |
| 2 | Lawrenceburg |
| 2 | Lowell |
| 2 | Marion |
| 2 | Mishawaka |
| 2 | New Palestine |
| 2 | Norwell |
| 2 | Perry Central |
| 2 | Providence |
| 2 | Sheridan |
| 2 | Tri-West Hendricks |
| 2 | Valparaiso |
| 2 | Wawasee |
| 2 | West Lafayette |
| 2 | Westfield |

STATE FINALS APPEARANCES

| No. | School |
|-----|-------------------------------------|
| 15 | Fort Wayne Bishop Luers |
| 15 | Indianapolis Cathedral |
| 14 | Carmel |
| 14 | Indianapolis Bishop Chatard |
| 12 | Roncalli |
| 11 | Hobart |
| 11 | Indianapolis Cardinal Ritter |
| 11 | Penn |
| 11 | Sheridan |
| 10 | Ben Davis |
| 10 | Fort Wayne Bishop Dwenger |
| 8 | Warren Central |
| 7 | Fort Wayne Snider |
| 7 | Franklin Central |
| 7 | Lafayette Central Catholic |
| 7 | NorthWood |
| 6 | Andean |
| 6 | Jimtown |
| 6 | Tri-West Hendricks |
| 5 | Evansville Mater Dei |
| 5 | Jasper |
| 5 | Lawrenceburg |
| 4 | Bremen |
| 4 | Center Grove |
| 4 | Fountain Central |
| 4 | Goshen |
| 4 | Hamilton Southeastern |
| 4 | Indianapolis Scecina |
| 4 | South Bend St. Joseph's |
| 4 | West Lafayette |

STATE CHAMPIONSHIP BY A COACH

| No. | Coach |
|-----|-----------------------|
| 10 | Streiff, Rick |
| 9 | Lindsay, Matt |
| 9 | Wright, Larry "Bud" |
| 8 | Dullaghan, Dick |
| 7 | Lorenzano, Vince |
| 6 | Scifres, Bruce |
| 5 | Geesman, Chris |
| 5 | O'Shea, Kevin |
| 4 | Belden, Jim |
| 4 | Howell, Don |
| 4 | Sharpe, Bill |
| 4 | Stephens, Chuck |
| 4 | Wright, Kevin |

CONSECUTIVE STATE TOURNAMENT WINS

| | |
|----|--------------------------------------|
| 32 | Indianapolis Cathedral, 2010-2015 |
| 26 | Fort Wayne Bishop Luers, 2009-13 |
| 26 | Warren Central, 2003-07 |
| 25 | Lafayette Central Catholic, 2009-13 |
| 23 | Roncalli, 2002-05 |
| 23 | Sheridan, 2005-08 |
| 22 | Indianapolis Bishop Chatard, 2001-04 |
| 22 | Penn, 1995-98 |
| 21 | Indianapolis Bishop Chatard, 2010-13 |

CURRENT STATE FINALISTS

Defending State Champions in the Field (1)
Center Grove (6A)

2015 State Runners-Up in the Field (1)
Linton-Stockton (A)

Returning State Finalists (2)
Center Grove (6A), Linton-Stockton (A)

Playing for First State Championship (5)
Linton-Stockton (A)
Eastbrook (2A)
Fort Wayne Concordia Lutheran (3A)
Westfield (5A)

First Time Participants (1)
Fort Wayne Concordia Lutheran (3A)

Consecutive State Finals Appearances
2: Center Grove (6A), Linton-Stockton (A)

Consecutive Victories
14: Linton-Stockton
14: NorthWood
14: Pioneer
14: Roncalli
12: Center Grove
12: Columbus East
11: Fort Wayne Concordia
9: Eastbrook
9: Indianapolis Cardinal Ritter
9: Lawrenceburg
7: Westfield
5: Carmel

Consecutive State Tournament Victories
9: Center Grove
5: Columbus East
5: Eastbrook
5: Fort Wayne Concordia
5: Indianapolis Cardinal Ritter
5: Lawrenceburg
5: Linton-Stockton
5: NorthWood
5: Pioneer
5: Roncalli
4: Carmel
4: Westfield



*The IHSAA State Football
Tournament is proudly
presented by the
Indianapolis Colts.*

STATE LEADERS

Information courtesy of John Harrell's Indiana High School Football website

WINNINGEST ACTIVE COACHES

| Coach | Current School | Year | Won | Lost | Pct. |
|----------------------|------------------------------|-----------|------------|------------|-------------|
| Larry Wright | Sheridan | 52 | 401 | 189 | .680 |
| Russ Radtke | New Prairie | 40 | 339 | 132 | .720 |
| Mike Gillin | Indian Creek | 38 | 305 | 117 | .723 |
| Bob Gaddis | Columbus East | 38 | 290 | 132 | .687 |
| Mo Moriarity | Bloomington South | 31 | 284 | 84 | .772 |
| John Hart | Brownsburg | 32 | 276 | 84 | .767 |
| Bruce Scifres | Indianapolis Roncalli | 27 | 247 | 88 | .737 |
| Rick Wimmer | Fishers | 34 | 245 | 129 | .655 |
| Tim Roth | Winamac | 36 | 243 | 142 | .631 |
| Jeff Adamson | Eastbrook | 28 | 242 | 82 | .747 |
| Reed May | Brownstown Central | 24 | 240 | 48 | .833 |
| Rick Streiff | Indianapolis Cathedral | 27 | 235 | 103 | .695 |
| Scott Mannering | Twin Lakes | 31 | 227 | 117 | .660 |
| Leroy Marsh | Munster | 38 | 224 | 160 | .583 |
| Eric Moore | Center Grove | 22 | 221 | 60 | .786 |
| George Gilbert | Tri-Central | 36 | 218 | 170 | .562 |
| Vince Lorenzano | Indianapolis Chatard | 26 | 217 | 108 | .668 |
| Mike Johnson | Logansport | 26 | 216 | 86 | .715 |
| Kevin O'Shea | Lafayette Central Catholic | 24 | 214 | 73 | .746 |
| Jim Davis | North White | 38 | 212 | 184 | .535 |
| Mark Bless | Avon | 27 | 205 | 93 | .688 |
| Mike Goebel | Evansville Mater Dei | 20 | 204 | 57 | .782 |
| Scot Shaw | Elkhart Memorial | 28 | 202 | 84 | .706 |
| Brett Colby | Kokomo | 27 | 196 | 93 | .678 |
| Bart Curtis | Mishawaka | 26 | 195 | 97 | .668 |
| John Hendryx | Knox | 24 | 190 | 85 | .691 |
| Kirk Kennedy | Franklin County | 26 | 186 | 117 | .614 |
| Jeff Cain | Whiting | 23 | 176 | 79 | .690 |
| Sherwood Haydock | Woodlan | 29 | 176 | 145 | .548 |
| Ott Hurrle | Indianapolis Sccecina | 27 | 170 | 136 | .556 |
| Larry McWhorter | Covenant Christian | 21 | 164 | 66 | .713 |
| Herb King | Seeger | 26 | 164 | 119 | .580 |
| Tim Able | Triton Central | 24 | 159 | 113 | .585 |
| Reggie Glon | Mishawaka Marian | 23 | 156 | 98 | .614 |
| Cory Yeoman | Penn | 14 | 154 | 30 | .837 |
| Darrin Fisher | Whiteland | 26 | 148 | 122 | .548 |
| Mark Lefebvre | North Miami | 24 | 146 | 123 | .543 |
| Chris Meeks | Rensselaer Central | 18 | 145 | 74 | .662 |
| Steve Weber | Bedford North Lawrence | 17 | 142 | 56 | .717 |
| Chris Svarczkopf | Fort Wayne Dwenger | 14 | 139 | 45 | .755 |
| Tony Ahrens | Jasper | 14 | 130 | 36 | .783 |
| Dave Pasch | Indianapolis Lutheran | 20 | 130 | 100 | .565 |
| Phil Jensen | Warsaw | 21 | 127 | 92 | .580 |
| Tim Bless | Columbus North | 19 | 125 | 88 | .587 |
| John Hochstetler | Monroe Central | 20 | 121 | 105 | .535 |
| Phil Mason | Michigan City | 16 | 120 | 65 | .649 |
| Bud Ozmun | Oak Hill | 18 | 120 | 74 | .619 |
| Scott Helms | North Daviess | 22 | 119 | 116 | .506 |
| Patrick Parks | Shelbyville | 22 | 119 | 117 | .504 |
| Chris DePew | Garrett | 16 | 117 | 60 | .661 |
| Ty Hunt | Indianapolis Ritter | 11 | 116 | 30 | .795 |
| Jim O'Hara | Eastern Hancock | 15 | 112 | 58 | .659 |
| Chad Zolman | Homestead | 13 | 110 | 35 | .759 |
| Andy Dorrel | Culver Academy | 19 | 109 | 98 | .527 |
| Jim Rowland | New Haven | 16 | 105 | 78 | .574 |
| Andy Thomas | Angola | 17 | 104 | 83 | .556 |
| Tom Dilley | Guerin Catholic | 17 | 104 | 87 | .545 |
| Bob Prescott | Peru | 22 | 104 | 127 | .450 |
| John Barron | Plymouth | 13 | 103 | 43 | .705 |
| Mike Roeder | Northeastern | 20 | 103 | 112 | .479 |
| Brian Glesing | Floyd Central | 16 | 102 | 78 | .567 |
| Steve Stirn | North Decatur | 14 | 101 | 58 | .635 |

ALL-TIME WINNINGEST COACHES

| Coach | Won | Lost |
|----------------------|------------|------------|
| Larry Wright | 401 | 189 |
| Jerry Brewer | 368 | 105 |
| Chris Geesman | 339 | 66 |
| Russ Radtke | 339 | 132 |
| Bob Clayton | 320 | 74 |
| Don Howell | 314 | 73 |
| Richard Dullaghan | 312 | 59 |
| Mike Gillin | 305 | 117 |
| Denny Pelley | 290 | 134 |
| Bob Gaddis | 290 | 132 |
| Bill Sharpe | 288 | 54 |
| Leland Etzler | 287 | 117 |
| Mo Moriarity | 284 | 84 |
| Jim Belden | 283 | 81 |
| Gene Sartini | 279 | 168 |
| Tom Kurth | 278 | 140 |
| John Hart | 276 | 84 |
| Bill Siderewicz | 269 | 101 |
| Phil Teegarden | 261 | 178 |
| A.J. Rickard | 257 | 87 |
| Mark Surface | 257 | 135 |
| Joe Gengelbach | 256 | 193 |
| Bob Springer | 253 | 106 |
| Bruce Scifres | 247 | 88 |
| Rick Wimmer | 245 | 129 |
| Tim Roth | 243 | 142 |
| Jeff Adamson | 242 | 82 |
| Elmer Britton | 241 | 163 |
| Mark Hoffman | 240 | 161 |
| Reed May | 240 | 48 |
| John Hart | 238 | 70 |
| Rick Minnich | 236 | 136 |
| Jim Plummer | 235 | 141 |
| Rick Streiff | 235 | 103 |
| Herman Byers | 234 | 105 |
| Matt Lindsey | 229 | 99 |
| Scott Mannering | 227 | 117 |
| John Broughton | 226 | 186 |
| Bob Copeland | 224 | 85 |
| Leroy Marsh | 224 | 160 |
| Mark Miller | 221 | 146 |
| Eric Moore | 221 | 60 |
| Mike Tolle | 220 | 85 |
| Art Rolfe | 219 | 120 |
| Kermit Davis | 218 | 102 |
| George Gilbert | 218 | 170 |
| Don Willard | 217 | 180 |
| Vince Lorenzano | 217 | 108 |
| Ken Haupt | 216 | 124 |
| Marvin Shepler | 216 | 148 |
| Mike Johnson | 216 | 86 |
| Rod Ballart | 215 | 81 |
| Al Harants | 215 | 120 |
| Paul (Spike) Kelly | 214 | 82 |
| Kevin O'Shea | 214 | 73 |
| Jim Davis | 212 | 184 |
| Charles Fisher | 211 | 124 |
| Dave Shelbourne | 211 | 142 |
| John Lidy | 209 | 111 |
| Mark Bless | 205 | 93 |
| Grant Zgunda | 204 | 61 |
| Mike Spencer | 204 | 100 |
| Mike Goebel | 204 | 57 |
| Tony Berto | 203 | 150 |
| Joe Goodman | 202 | 133 |
| Scot Shaw | 202 | 84 |

STATE LEADERS

Information courtesy of John Harrell's Indiana High School Football website

POINTS SCORED PER GAME

| | | |
|-----|----------------------|--------------|
| 1. | New Palestine | 52.00 |
| 2. | Linton | 51.71 |
| 3. | Milan | 49.15 |
| 4. | Fountain Cent. | 49.00 |
| 5. | Lawrenceburg | 47.29 |
| | Pioneer | 47.29 |
| 7. | New Haven | 47.25 |
| 8. | Brownstown | 47.14 |
| 9. | Columbus East | 46.86 |
| 10. | Gibson Southern | 45.90 |
| 11. | Attica | 45.08 |
| 12. | NorthWood | 44.93 |
| 13. | Lafayette CC | 44.92 |
| 14. | Lebanon | 44.55 |
| 15. | West Lafayette | 44.23 |
| 16. | Charlestown | 43.90 |
| 17. | W. Washington | 43.75 |
| 18. | Mississinewa | 43.45 |
| 19. | FW Concordia | 42.79 |
| 20. | FW Snider | 42.00 |
| 21. | Decatur Central | 41.90 |
| 22. | Clinton Prairie | 41.30 |
| 23. | Covenant Chr. | 41.27 |
| 24. | Columbus North | 41.18 |
| 25. | Beech Grove | 41.10 |
| 26. | Hagerstown | 41.00 |
| 27. | Ben Davis | 40.92 |
| 28. | Woodlan | 40.91 |
| 29. | Eastbrook | 40.64 |
| 30. | Northeastern | 40.40 |
| 31. | LaVille | 40.08 |
| 32. | South Decatur | 39.80 |
| 33. | Sullivan | 39.50 |
| 34. | Ev. Central | 39.09 |
| 35. | North Miami | 38.90 |
| 36. | Princeton | 38.78 |
| 37. | Ev. Reitz | 38.69 |
| 38. | East Noble | 38.64 |
| 39. | Warren Central | 38.33 |
| 40. | Blgtn. South | 37.77 |
| 41. | Mt. Carmel (Ill.) | 37.36 |
| 42. | Monroe Central | 37.33 |
| 43. | East Chicago | 37.11 |
| 44. | Indpls. Arlington | 36.89 |
| 45. | Muncie Central | 36.82 |
| 46. | Homestead | 36.75 |
| 47. | Carroll (Flora) | 36.55 |
| 48. | Monrovia | 36.29 |
| 49. | Mish. Marian | 36.15 |
| 50. | New Prairie | 36.08 |

POINTS ALLOWED PER GAME

| | | |
|-----|-------------------------|--------------|
| 1. | Monroe Central | 4.92 |
| 2. | Pioneer | 7.71 |
| 3. | Linton | 8.14 |
| 4. | Northfield | 9.20 |
| 5. | North Newton | 9.27 |
| 6. | Indpls. Arlington | 9.44 |
| 7. | Penn | 9.62 |
| 8. | Woodlan | 10.64 |
| 9. | Mish. Marian | 11.00 |
| 10. | W. Washington | 11.17 |
| 11. | Hanover Cent. | 11.18 |
| 12. | Adams Central | 12.43 |
| | Whiting | 12.43 |
| 14. | Indiana Deaf | 12.60 |
| | Northview | 12.60 |
| 16. | Center Grove | 12.77 |
| 17. | East Chicago | 12.78 |
| 18. | Gibson Southern | 12.90 |
| 19. | Mississinewa | 13.00 |
| 20. | Lafayette CC | 13.15 |
| 21. | Churubusco | 13.33 |
| 22. | Fountain Cent. | 13.38 |
| 23. | Lowell | 13.50 |
| 24. | Mishawaka | 13.54 |
| 25. | Carroll (Flora) | 14.00 |
| 26. | Eastbrook | 14.07 |
| | Indpls. Roncalli | 14.07 |
| 28. | Ev. Reitz | 14.08 |
| 29. | FW Snider | 14.31 |
| 30. | New Haven | 14.42 |
| 31. | LaVille | 14.50 |
| 32. | Westfield | 14.77 |
| 33. | Knox | 14.83 |
| 34. | S. Central (UM) | 15.09 |
| 35. | Angola | 15.30 |
| 36. | Covington | 15.40 |
| 37. | Covenant Chr. | 15.45 |
| 38. | Crown Point | 15.67 |
| 39. | Heritage Hills | 15.70 |
| 40. | Monrovia | 15.71 |
| 41. | Indpls. Scecina | 15.82 |
| 42. | Eastside | 15.90 |
| | Wes-Del | 15.90 |
| 44. | Columbus North | 15.91 |
| | McCutcheon | 15.91 |
| | Mt. Carmel (Ill.) | 15.91 |
| 47. | Charlestown | 16.10 |
| 48. | Columbus East | 16.50 |
| 49. | Shenandoah | 16.55 |
| 50. | New Prairie | 16.58 |

AVERAGE MARGIN OF VICTORY

| | | |
|-----|----------------------|--------------|
| 1. | Linton | 43.57 |
| 2. | Pioneer | 39.57 |
| 3. | Fountain Cent. | 35.62 |
| 4. | New Palestine | 34.80 |
| 5. | Gibson Southern | 33.00 |
| 6. | New Haven | 32.83 |
| 7. | W. Washington | 32.58 |
| 8. | Monroe Central | 32.42 |
| 9. | Lafayette CC | 31.77 |
| 10. | Milan | 31.00 |
| 11. | Mississinewa | 30.45 |
| 12. | Columbus East | 30.36 |
| 13. | Woodlan | 30.27 |
| 14. | Brownstown | 30.00 |
| 15. | Lawrenceburg | 28.71 |
| 16. | Charlestown | 27.80 |
| 17. | FW Snider | 27.69 |
| 18. | Indpls. Arlington | 27.44 |
| 19. | Eastbrook | 26.57 |
| 20. | NorthWood | 26.43 |
| 21. | Covenant Chr. | 25.82 |
| 22. | LaVille | 25.58 |
| 23. | Columbus North | 25.27 |
| 24. | Northfield | 25.20 |
| 25. | Mish. Marian | 25.15 |
| 26. | Ev. Reitz | 24.62 |
| 27. | East Chicago | 24.33 |
| 28. | Center Grove | 23.08 |
| 29. | Hanover Cent. | 23.00 |
| 30. | FW Concordia | 22.71 |
| 31. | Northeastern | 22.60 |
| 32. | Carroll (Flora) | 22.55 |
| 33. | West Lafayette | 22.00 |
| 34. | Hagerstown | 21.75 |
| 35. | Mt. Carmel (Ill.) | 21.45 |
| 36. | Penn | 20.92 |
| 37. | Monrovia | 20.57 |
| 38. | Blgtn. South | 19.77 |
| 39. | New Prairie | 19.50 |
| | North Miami | 19.50 |
| 41. | Ben Davis | 19.46 |
| 42. | Whiting | 19.07 |
| 43. | Warren Central | 19.00 |
| 44. | Churubusco | 18.75 |
| 45. | Attica | 18.67 |
| 46. | Lowell | 18.64 |
| 47. | Ev. Central | 18.45 |
| 48. | Indpls. Lutheran | 18.00 |
| 49. | Decatur Central | 17.90 |
| 50. | Westfield | 17.38 |

STATE FINALS ATTENDANCE

Top 5 Six-Game Attendance (2013-current)

| | | |
|----|--------|------|
| 1. | 44,503 | 2014 |
| 2. | 43,985 | 2013 |
| 3. | 42,666 | 2015 |

Top 5 Five-Game Attendance (1985-2012)

| | | |
|----|--------|------|
| 1. | 56,050 | 2008 |
| 2. | 51,217 | 2007 |
| 3. | 46,162 | 2009 |
| 4. | 44,303 | 2005 |
| 5. | 43,701 | 1993 |

Top 5 Three-Game Attendance (1985-current)

| | | |
|----|--------|-------------------|
| 1. | 40,680 | 2008 (3A, 4A, 5A) |
| 2. | 38,478 | 2007 (3A, 4A, 5A) |
| 3. | 31,964 | 2005 (3A, 4A, 5A) |
| 4. | 31,650 | 2009 (3A, 4A, 5A) |
| 5. | 30,682 | 1997 (3A, 4A, 5A) |

Top 5 Two-Game Attendance (1984-2012)

| | | |
|----|--------|---------------|
| 1. | 23,278 | 1984 (3A, 4A) |
| 2. | 21,596 | 1985 (4A, 5A) |
| 3. | 20,989 | 1986 (4A, 5A) |
| 4. | 20,700 | 1989 (4A, 5A) |
| 5. | 20,629 | 1993 (4A, 5A) |

Top 5 Class A, 2A Attendance (1995-2012)

| | | |
|----|--------|------|
| 1. | 15,633 | 1995 |
| 2. | 15,370 | 2008 |
| 3. | 15,137 | 2000 |
| 4. | 14,753 | 2001 |
| 5. | 14,512 | 2009 |

Top 5 Class 3A, 4A, 5A Attendance (1995-2012)

| | | |
|----|--------|------|
| 1. | 40,680 | 2008 |
| 2. | 38,478 | 2007 |
| 3. | 31,964 | 2005 |
| 4. | 31,650 | 2009 |
| 5. | 30,682 | 1997 |

| Year | 1A | 2A | 3A | Total |
|---------|-------|-------|--------|--------|
| 1973-74 | NA | NA | NA | NA |
| 1974-75 | 2,005 | 3,434 | 4,428 | 9,867 |
| 1975-76 | 2,592 | 3,613 | 10,773 | 16,978 |
| 1976-77 | 2,049 | 2,993 | 6,915 | 11,957 |
| 1977-78 | 3,574 | 4,005 | 6,701 | 14,280 |
| 1978-79 | 3,098 | 5,803 | 9,039 | 17,940 |
| 1979-80 | 3,876 | 5,128 | 7,068 | 16,072 |
| 1980-81 | 3,090 | 4,471 | 10,777 | 18,338 |
| 1981-82 | 3,458 | 4,995 | 8,026 | 16,479 |
| 1982-83 | 3,452 | 4,300 | 7,992 | 15,744 |

| Year | 1A | 2A | 3A | 4A | Total |
|---------|-------|-------|-------|-------|--------|
| 1983-84 | 3,555 | 3,863 | 5,703 | 5,104 | 18,225 |

| Year | 1A, 2A | 3A, 4A | Total |
|---------|--------|--------|--------|
| 1984-85 | 10,900 | 23,278 | 34,178 |

| Year | 1A, 2A, 3A | 4A, 5A | Total |
|---------|------------|--------|--------|
| 1985-86 | 14,240 | 21,596 | 35,836 |
| 1986-87 | 16,893 | 20,989 | 37,882 |
| 1987-88 | 20,938 | 18,119 | 39,057 |
| 1988-89 | 21,050 | 18,048 | 39,098 |
| 1989-90 | 16,692 | 20,700 | 37,392 |
| 1990-91 | 23,887 | 18,730 | 42,617 |
| 1991-92 | 20,013 | 20,317 | 40,330 |
| 1992-93 | 20,396 | 16,082 | 36,478 |
| 1993-94 | 23,072 | 20,629 | 43,701 |
| 1994-95 | 21,478 | 19,954 | 41,432 |

| Year | 1A, 2A | 3A, 4A, 5A | Total |
|---------|------------|------------|--------|
| 1995-96 | 15,633 | 25,072 | 40,705 |
| 1996-97 | 12,593 | 27,211 | 39,804 |
| 1997-98 | 12,655 | 30,682 | 43,337 |
| 1998-99 | 14,269 | 26,085 | 40,354 |
| 1999-00 | 13,035 | 25,579 | 38,614 |
| 2000-01 | 15,137 | 27,744 | 42,881 |
| 2001-02 | 14,753 | 26,807 | 41,560 |
| 2002-03 | 10,891 | 27,787 | 38,678 |
| 2003-04 | 10,954 | 27,419 | 38,373 |
| 2004-05 | 12,931 | 26,148 | 39,079 |
| 2005-06 | 12,339 | 31,964 | 44,303 |
| 2006-07 | 10,603 | 29,395 | 39,998 |
| 2007-08 | 12,739 | 38,478 | 51,217 |
| 2008-09 | 15,370 | 40,680 | 56,050 |
| 2009-10 | 14,512 | 31,650 | 46,162 |
| 2010-11 | 10,809 | 28,832 | 39,641 |
| 2011-12 | 11,736 | 23,102 | 34,838 |
| 2012-13 | 8,828 | 18,543 | 27,371 |
| Year | 1A, 3A, 5A | 2A, 4A, 6A | Total |
| 2013-14 | 22,136 | 21,849 | 43,985 |
| 2014-15 | 18,064 | 26,439 | 44,503 |
| 2015-16 | 17,264 | 25,402 | 42,666 |



CLASS A STATE CHAMPIONSHIP NOTABLES

PIONEER PANTHERS (14-0)

Associated Press Poll: #3

IFCA Coaches Poll: #3

- Pioneer playing in the Class A state championship game for the second time in three years and seeking school's second state title and first since 1997.
- That 1997 Panthers team also finished the season 15-0.
- One of four undefeated teams competing this weekend and will face fellow unbeaten Linton-Stockton, last year's state runner-up.
- Adam Berry is in his first year as head coach.
- Panthers rank second in the state in margin of victory at 39.6 ppg, second in points allowed at 7.7 ppg and tied for fifth in points scored at 47.3 ppg.
- Pioneer defeated top-ranked Lafayette Central Catholic 28-27 to win the regional crown and at #6 Adams Central 22-8 for the semi-state title.
- Champions of the Hoosier North Conference this season with an 8-0 record.
- Sophomore Jack Kiser FB ranks sixth in the state with 32 TD this year. He also ranks ninth in scoring 209 points (15.0 ppg).
- Panthers are 54-28 (.659) all-time in state tournament games.

Football State Tournament History

IHSAA Member School Since: 1963

First Football State Tournament: 1985 (A) (first year of all-in format)

State Champion (1) 1997 (A)

Runner-Up (1) 2014 (A)

State Finals Appearances (3) 1997 (A), 2014 (A), 2016 (A)

Semi-State Champion (3) 1997 (A), 2014 (A), 2016 (A)

Regional Champion (5) 1997 (A), 2001 (A), 2002 (A), 2014 (A), 2016 (A)

Sectional Champion (9) 1997 (A), 2001 (A), 2002 (A), 2006 (A), 2008 (A), 2013 (A), 2014 (A), 2015 (A), 2016 (A)

School's IHSAA State Championship History (1)

Football (1) 1997 (A)

LINTON-STOCKTON MINERS (14-0)

Associated Press Poll: #2

IFCA Coaches Poll: #2

- Linton-Stockton returns to the Class A state championship after settling for a runner-up finish a year ago.
- Team attempting to win school's second state championship ever and first in 105 years (1910 boys track team).
- Miners rank first in the state in margin of victory (43.6 ppg), second in scoring (51.7) and third in scoring allowed (8.1).
- Linton has shut out five opponents this season putting up 57.4 ppg in those contests.
- Pioneer will be the first ranked opponent that Linton-Stockton has faced in this year's state tournament.
- Team won sixth straight sectional crown with big win over North Central (Farmersburg).
- Third Miners boys team to play in a state championship game and fifth overall. Boys basketball team finished as 2013 2A state runner-up while softball team finished as Class 2A runner-up in 2009 and 2010.
- Team has had 16 straight years of seven or more victories in a season.
- Senior Tyler Meurer ranks among the state leaders scoring 29 TD and 174 points this year.
- Senior Kendall Williams ranks among the state leaders with 7 INT this season.
- School is 66-33 (.667) all-time in state tournament action.
- Miners will play in Class 2A the next two seasons due to the Tournament Success Factor after advancing to the state title game for the second consecutive year.

Football State Tournament History

IHSAA Member School Since: 1905

First Football State Tournament: 1982 (A)

State Runner-Up (1) 2015 (A)

State Finals Appearances (2) 2015 (A), 2016 (A)

Semi-State Champion (2) 2015 (A), 2016 (A)

Regional Champion (10) 1986 (A), 1997 (A), 1998 (A), 2004 (A), 2008 (A), 2011 (A), 2012 (A), 2013 (A), 2015 (A), 2016 (A)

Sectional Champion (14) 1984 (A), 1986 (A), 1997 (A), 1998 (A), 2004 (A), 2007 (A), 2008 (A), 2009 (A), 2011 (A), 2012 (A), 2013 (A), 2014 (A), 2015 (A), 2016 (A)


School's IHSAA State Championship History (1)

Boys Track (1) 1910



Pioneer Panthers

Class A



| Lt. | Dk. | Name | Gr. | Ht. | Wt. | Position(s) |
|-----|-----|------------------|-----|------|-----|-------------|
| 1 | 1 | Tim Cearing | 9 | 5-6 | 122 | RB/DB |
| 2 | 2 | Levi Blackman | 10 | 5-5 | 110 | RB/DB |
| 2 | 2 | Jacob Morris | 12 | 5-11 | 150 | SE/DB |
| 3 | 3 | Calahan Kindley | 10 | 5-10 | 129 | SE/DB |
| 4 | 4 | Jack Kiser | 10 | 6-0 | 189 | QB/DB |
| 5 | 5 | Mason Hayden | 10 | 5-8 | 166 | QB/DB |
| 7 | 12 | Owen Bice | 10 | 6-0 | 152 | RB/DB |
| 10 | 10 | Nate Johnson | 11 | 5-9 | 155 | RB/DB |
| 14 | 14 | Keith Nies | 12 | 5-10 | 179 | RB/LB |
| 15 | 15 | Levi Hoffman | 11 | 5-6 | 132 | RB/DB |
| 16 | 16 | Matthew Nusbaum | 11 | 6-2 | 152 | K/DB |
| 17 | 17 | Miles Von Tobel | 9 | 5-9 | 150 | RB/DB |
| 18 | 18 | Derek Wireman | 9 | 5-4 | 129 | RB/DB |
| 20 | 20 | Austin Mersch | 11 | 5-7 | 146 | RB/DB |
| 21 | 21 | Nick Barkas | 12 | 6-1 | 175 | TE/LB |
| 22 | 22 | Brenton Mersch | 9 | 6-1 | 137 | TE/DL |
| 23 | 23 | Damon Montgomery | 9 | 5-6 | 128 | RB/LB |
| 24 | 24 | Danny Gregorich | 10 | 5-9 | 180 | RB/LB |
| 30 | 30 | Isiah Hardy | 10 | 5-6 | 159 | RB/DB |
| 32 | 32 | Koby James | 9 | 5-10 | 142 | TE/LB |
| 34 | 34 | Levi Speicher | 11 | 5-7 | 121 | RB/DB |
| 40 | 40 | Cory Gotshall | 11 | 5-11 | 168 | TE/LB |
| 44 | 44 | Brock Smith | 10 | 5-9 | 165 | TE/LB |
| 45 | 45 | Hunter Hellyer | 12 | 5-8 | 152 | TE/LB |
| 49 | 49 | Keaton Schroder | 9 | 5-11 | 133 | TE/DB |
| 52 | 52 | Gavin James | 10 | 5-7 | 195 | OL/DL |
| 54 | 58 | Bryce Juby | 11 | 6-0 | 190 | OL/DL |
| 55 | 55 | Nic Rogers | 11 | 6-1 | 193 | OL/DL |
| 56 | 56 | Austin Harmon | 12 | 5-10 | 193 | OL/DL |
| 57 | 57 | Dean Shaw | 11 | 5-11 | 191 | OL/DL |

| Lt. | Dk. | Name | Gr. | Ht. | Wt. | Position(s) |
|-----|-----|------------------|-----|------|-----|-------------|
| 61 | 61 | Juan Solano | 11 | 5-11 | 209 | OL/DL |
| 62 | 67 | Nathan Adams | 9 | 5-8 | 148 | OL/DL |
| 63 | 63 | Garrett Schroder | 11 | 6-0 | 232 | OL/DL |
| 64 | 64 | Alex Smith | 11 | 5-5 | 145 | OL/DL |
| 64 | 64 | Conner Walker | 10 | 6-1 | 220 | OL/DL |
| 65 | 65 | Wyatt Felker | 10 | 5-9 | 192 | OL/DL |
| 65 | 70 | Paxton Miller | 9 | 6-2 | 195 | OL/DL |
| 67 | 67 | Robbie Carlson | 11 | 6-1 | 210 | OL/DL |
| 68 | 68 | Jonathan Beckley | 9 | 5-7 | 245 | OL/DL |
| 69 | 69 | Tanner Sparks | 10 | 6-0 | 350 | OL/DL |
| 72 | 72 | Kevin Hines | 12 | 5-10 | 278 | OL/DL |
| 74 | 74 | Bryce Layman | 10 | 5-10 | 252 | OL/DL |
| 75 | 75 | Jayson Mersch | 11 | 5-9 | 168 | OL/DL |
| 76 | 76 | Tracy Clark | 9 | 5-10 | 237 | OL/DL |
| 77 | 77 | Markell Hill | 9 | 5-11 | 210 | OL/DL |
| 78 | 78 | Brady Smith | 10 | 5-9 | 216 | OL/DL |
| 80 | 80 | Dustin Sparks | 10 | 6-1 | 161 | TE/LB |
| 86 | 86 | Brian Powell | 9 | 5-8 | 190 | OL/DL |
| 90 | 74 | Colby Juby | 9 | 6-0 | 204 | OL/DL |

Pioneer Panthers

Class A



Team Statistics

| | Pioneer | Opponents |
|--------------------------------|---------------|-----------|
| Total Points / Points Per Game | 662 / 47.3 | 108 / 7.7 |
| First Downs / Per Game | -- | -- |
| Rushing Yards / Per Game | 4,815 / 343.9 | -- |
| Passing Yards / Per Game | 1,209 / 86.4 | -- |
| Total Yards / Per Game | 6,024 / 430.3 | -- |
| Fumbles Recovered By | 2 | 12 |
| Intercepted By | 4 | 13 |
| Total Punts / Average | 6 / 35.7 | -- |
| Penalties / Yards | -- | -- |

Individual Statistics

| Scoring | G | TD | 1-Pt. | 2-Pt. | FG | TP | PPG |
|--------------------|----|----|-------|-------|----|-----|------|
| 4 Jack Kiser | 14 | 34 | 0 | 3 | 0 | 210 | 15.0 |
| 14 Keith Nies | 13 | 17 | 0 | 4 | 0 | 110 | 8.5 |
| 24 Danny Gregorich | 13 | 15 | 0 | 4 | 0 | 98 | 7.5 |
| 20 Austin Mersch | 12 | 9 | 0 | 0 | 0 | 54 | 4.5 |
| 16 Matt Nusbaum | 13 | 0 | 55 | 0 | 0 | 55 | 4.2 |

| Rushing | G | Att. | Yds. | TD | YPG | YPC | Long |
|--------------------|----|------|-------|----|-------|------|------|
| 4 Jack Kiser | 14 | 198 | 1,576 | 33 | 112.6 | 8.0 | 55 |
| 24 Danny Gregorich | 13 | 180 | 1,445 | 12 | 111.2 | 8.0 | 55 |
| 14 Keith Nies | 13 | 91 | 848 | 10 | 65.2 | 9.3 | 81 |
| 20 Austin Mersch | 12 | 39 | 472 | 6 | 39.3 | 12.1 | 67 |
| 18 Derek Wireman | 10 | 28 | 137 | 3 | 13.7 | 4.9 | 24 |

| Passing | G | Comp. | Att. | Int. | TD | Yds. | YPG |
|--------------|----|-------|------|------|----|-------|------|
| 4 Jack Kiser | 14 | 70 | 122 | 3 | 24 | 1,209 | 86.4 |

| Receiving | G | Rec. | Yds. | TD | YPG | YPC | Long |
|------------------|----|------|------|----|------|------|------|
| 2 Jacob Morris | 14 | 14 | 283 | 6 | 20.2 | 20.2 | 25 |
| 20 Austin Mersch | 12 | 15 | 253 | 3 | 21.1 | 16.9 | 55 |
| 14 Keith Nies | 13 | 16 | 245 | 7 | 18.8 | 15.3 | 30 |
| 10 Nate Johnson | 10 | 12 | 152 | 2 | 15.2 | 12.7 | 20 |
| 21 Nick Barkas | 14 | 4 | 145 | 3 | 11.2 | 36.3 | 65 |

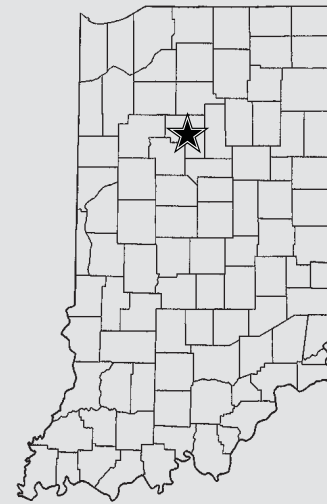
| Defense | G | Tackles | For Loss | Sacks | INT | FF | FR |
|--------------------|----|---------|----------|-------|-----|----|----|
| 4 Jack Kiser | 14 | 93 | 6.5 | 0 | 4 | 3 | 1 |
| 14 Keith Nies | 13 | 92 | 6.5 | 3.5 | 0 | 3 | 1 |
| 21 Nick Barkas | 14 | 72 | 6.0 | 1.5 | 1 | 2 | 0 |
| 24 Danny Gregorich | 13 | 71 | 6.5 | 2.0 | 0 | 4 | 4 |
| 75 Jayson Mersch | 14 | 66 | 18.5 | 9.0 | 1 | 3 | 2 |
| 2 Jacob Morris | 14 | 51 | 1 | 0 | 1 | 0 | 0 |

State Finals History

State Champion: **(1)** 1997 (A)
 Runner-Up: **(1)** 2014 (A)
 Appearances: **(3)** 1997 (A), 2014 (A), 2016 (A)



Adam Berry
 Head Coach
 14-0 (1st year)
 14-0 (1st year overall)



Team Facts

City/Town: Royal Center
 County: Cass
 Superintendent: Dr. David Bess
 Principal: Jeremy Tucker
 Athletic Director: John Bingaman
 Head Coach: Adam Berry
 Assistant Coaches: David Gregorich, Steve Berkshire, Matt Vianco, Matt Gates, Aaron Kiser, Tom Shaw & John Christy
 Student Managers: Emily Brooke, Gabrielle Falcon & Rachel Miller
 Offensive Formation: Wing-T
 Defensive Formation: 4-3
 Colors: Black & Gold
 Conference: Hoosier North Athletic Conference
 Enrollment: 273
 Last Year's W-L Record: 12-1

Season Results (14-0)

8/19 at Lewis Cass W 47-0
 8/26 Winamac W 41-12
 9/2 at Triton W 50-7
 9/9 Caston W 62-0
 9/16 at West Central W 68-0
 9/23 LaVille W 42-14
 9/30 at Knox W 48-6
 10/7 Culver W 48-14
 10/14 at North Judson-San Pierre W 48-0

Sectional

10/21 Tri-County W 49-13
 10/28 at Lake Station W 62-0
 11/4 at North Judson-San Pierre W 47-7

Regional

11/11 Lafayette Central Catholic W 28-27

Semi-State

11/18 at Adams Central W 22-8

HEAD COACH PROFILE

Name: Adam Berry

Age: 29

Spouse's Name: Krystle

Years Married: 5

Children's Names, Ages: Tate (3) & Easton (11 months)

Current Occupation, Employer: Physical Education Teacher @ Pioneer Regional School Corporation

No. of Yrs.: 7

If a teacher, what subjects and grades do you teach: Physical Education (7-12)

Education

High School Attended, Year Graduated: Pioneer Junior-Senior High School (2006)

College Attended, Year Graduated: Ball State University (2010)

Degree(s) / Major: Bachelor of Arts in Elementary & Physical Education

Athletic Participation

| Sport | High School Years (ie: 1972, 73) | College Years (ie: 1976, 77) |
|--------------|---|---|
| Football | 2002-2005 | |
| Basketball | 2002-2006 | |
| Baseball | 2003-2006 | |

**As a high school or college player, have you ever competed in a State or National Championship Event in any sport?
If yes, please give details:**

No

Coaching Experience (Football Only)

Years as Varsity Head Coach at Current School (ie: 5 years): 1 year

Actual Years as Varsity Head Coach at Current School (ie: 1996-2000): 2016

Record as Varsity Head Coach at Current School: 14-0

Overall Varsity Head Coaching Record: 14-0

Do you coach any other sports at your school? Junior High Track & Field

Please list below where you've coached during your career starting with your current position:

| School | Head / Asst. | No. of Years (ie: 5) | Actual Years (ie: 1992-present) |
|---------------|---------------------|---------------------------------|--|
| Pioneer | Head | 1 | 2016 |
| Pioneer | Assistant Coach | 2 | 2014-2015 |

Tournament Championships (As the Varsity Head Coach, list years your team won):

Sectional: 2016

Regional: 2016

Semi-State: 2016

State Championship:

Something Interesting About You Personally Or Professionally That People Might Not Know:

Adam Berry was a member of the Ball State University Water Ski Team.

PIONEER DEPTH CHART

Offense

| Pos. | No. | Name |
|------|-----|------------------|
| QB | 4 | Jack Kiser |
| FB | 14 | Keith Nies |
| HB | 10 | Nate Johnson |
| HB | 20 | Austin Mersch |
| TE | 21 | Nick Barkas |
| SE | 2 | Jacob Morris |
| OL | 63 | Garrett Schroder |
| OL | 52 | Gavin James |
| OL | 72 | Kevin Hines |
| OL | 64 | Conner Walker |
| OL | 56 | Austin Harmon |

| | | |
|----|----|------------------|
| QB | 2 | Jacob Morris |
| FB | 18 | Derek Wireman |
| HB | 17 | Miles Von Tobel |
| HB | 23 | Damon Montgomery |
| TE | 80 | Dustin Sparks |
| SE | 3 | Calahan Kindley |
| OL | 76 | Tracy Clark |
| OL | 57 | Dean Shaw |
| OL | 78 | Brady Smith |
| OL | | Bryce Juby |
| OL | 55 | Nic Rogers |

Defense

| Pos. | No. | Name |
|------|-----|------------------|
| DL | 63 | Garrett Schoder |
| DL | 52 | Gavin James |
| DL | | Jayson Mersch |
| DL | 72 | Kevin Hines |
| LB | 56 | Austin Harmon |
| LB | 14 | Keith Nies |
| LB | 21 | Nick Barkas |
| DB | 4 | Jack Kiser |
| DB | 10 | Nate Johnson |
| DB | 20 | Austin Mersch |
| DB | 2 | Jacob Morris |
| DL | 64 | Conner Walker |
| DL | | Bryce Juby |
| DL | 76 | Tracy Clark |
| DL | 65 | Wyatt Felker |
| DL | 78 | Brady Smith |
| LB | 80 | Dustin Sparks |
| LB | 23 | Damon Montgomery |
| DB | 18 | Derek Wireman |
| DB | 17 | Miles Von Tobel |
| DB | 7 | Owen Bice |
| DB | 3 | Calahan Kindley |

Specialists

| Pos. | No. | Name |
|-----------------|-----|-----------------|
| Punter | 14 | Keith Nies |
| | 4 | Jack Kiser |
| Placekicker | 16 | Matthew Nusbaum |
| | 7 | Owen Bice |
| Kickoffs | 16 | Matthew Nusbaum |
| | 76 | Tracy Clark |
| Long Snapper | 24 | Danny Gregorich |
| | 4 | Jack Kiser |
| Holder | 2 | Jacob Morris |
| | 5 | Mason Hayden |
| Punt Returns | 4 | Jack Kiser |
| | 14 | Keith Nies |
| Kickoff Returns | 4 | Jack Kiser |
| | 20 | Austin Mersch |



Linton-Stockton Miners

Class A



| Lt. | Dk. | Name | Gr. | Ht. | Wt. | Position(s) | Lt. | Dk. | Name | Gr. | Ht. | Wt. | Position(s) |
|-----|-----|-------------------|-----|------|-----|-------------|-----|-----|-------------------|-----|------|-----|-------------|
| 2 | 2 | Dreydon Ward | 11 | 5-9 | 160 | WR/LB | 50 | 50 | Ian Fonceca | 12 | 5-6 | 150 | OL/LB |
| 3 | 3 | Tyler Meurer | 12 | 5-8 | 175 | QB/DB | 51 | 51 | Tyler Moore | 10 | 5-2 | 190 | OL/DL |
| 4 | 4 | Keaton Cox | 11 | 5-9 | 175 | WB/LB | 52 | 52 | Chance Howard | 11 | 6-0 | 175 | OL/LB |
| 5 | 5 | Lance Dyer | 9 | 5-7 | 175 | WB/DB | 53 | 53 | Robert Ratcliff | 9 | 5-6 | 240 | OL/DL |
| 6 | 6 | Luke Wilson | 12 | 6-2 | 180 | K | 54 | 54 | Bryer Pope | 12 | 6-0 | 275 | OL/DL |
| 7 | 7 | Chase Howard | 10 | 5-6 | 110 | WB/LB | 55 | 55 | Cayden Walker | 12 | 6-0 | 205 | OL/DE |
| 8 | 8 | Luke Lannan | 9 | 5-6 | 165 | WB/LB | 56 | 56 | Kole Padgett | 10 | 5-1 | 160 | OL/LB |
| 9 | 9 | Benjamin Lewellyn | 12 | 5-9 | 135 | WR/DB | 57 | 57 | William Raybern | 12 | 6-0 | 195 | OL/DE |
| 10 | 10 | Justin Riggleman | 10 | 5-8 | 180 | WB/LB | 58 | 58 | Craig Gretlein | 11 | 5-10 | 270 | OL/DL |
| 11 | 11 | Trevor Dyer | 9 | 5-7 | 175 | QB/DB | 59 | 59 | Matthew Ketchem | 9 | 5-8 | 210 | OL/DE |
| 12 | 12 | Drake Cunningham | 10 | 5-6 | 175 | FB/LB | 60 | 60 | Trayton Tannehill | 10 | 5-8 | 160 | OL/DL |
| 18 | 18 | Devyn Robertson | 9 | 5-7 | 145 | WR/DB | 61 | 61 | Trevor Hill | 11 | 6-3 | 225 | OL/DE |
| 20 | 20 | Dylan Smith | 9 | 5-6 | 160 | WR/DB | 62 | 62 | Hayden Norris | 11 | 5-10 | 215 | OL/DL |
| 21 | 21 | Caleb Clark | 9 | 5-7 | 165 | WB/LB | 63 | 63 | Ryan Figg | 11 | 6-0 | 200 | OL/DE |
| 22 | 22 | Kendall Williams | 12 | 5-9 | 160 | WB/LB | 64 | 64 | Hunter Boldrey | 9 | 5-10 | 220 | OL/DL |
| 23 | 23 | William Smith | 12 | 5-4 | 125 | WB/DB | 65 | 65 | Michael Lowell | 9 | 5-7 | 165 | OL/DL |
| 25 | 25 | Trey Passen | 12 | 5-10 | 135 | WB/DB | 67 | 67 | Braxton Robinson | 11 | 6-0 | 185 | OL/DL |
| 26 | 26 | Braden Jackson | 9 | 5-4 | 140 | WB/DB | 68 | 68 | Robert Heacox | 10 | 5-8 | 220 | OL/DL |
| 27 | 27 | Cody Corbin | 12 | 5-10 | 160 | WB/LB | 70 | 70 | Owen Sparks | 12 | 5-8 | 215 | OL/DL |
| 28 | 28 | Clayton Hauser | 9 | 5-5 | 150 | WB/DB | 72 | 72 | Benjamin Burris | 10 | 6-0 | 165 | OL/DE |
| 30 | 30 | Justin Rippy | 12 | 6-1 | 180 | WB/DB | 73 | 73 | Jarrett Hazlewood | 12 | 5-6 | 165 | OL/DE |
| 31 | 31 | Avery Gentry | 12 | 6-0 | 190 | TE/LB | 74 | 74 | Joshua Warnock | 11 | 6-0 | 275 | OL/DL |
| 33 | 33 | Garrett Mason | 12 | 5-7 | 190 | FB/DE | 75 | 75 | Daymeon Alsman | 11 | 5-11 | 225 | OL/DL |
| 34 | 34 | Noah Ricketts | 10 | 5-5 | 160 | WR/DB | 76 | 76 | Alec Mckee | 10 | 5-8 | 245 | OL/DL |
| 35 | 35 | Avery Puckett | 9 | 6-2 | 165 | TE/DE | 77 | 77 | Levi Jerrells | 11 | 6-2 | 280 | OL/DL |
| 41 | 41 | Luke Miller | 12 | 5-10 | 185 | TE/DB | 79 | 79 | Tyler Mongeau | 9 | 6-2 | 185 | OL/DL |
| 43 | 43 | Cash Howard | 9 | 5-5 | 155 | FB/LB | 80 | 80 | Noah Clark | 11 | 6-3 | 180 | WR/DE |
| 44 | 44 | Braiden Irish | 11 | 5-10 | 210 | TE/LB | 88 | 88 | Alexander Rogers | 10 | 5-8 | 165 | WR/DB |
| 45 | 45 | Dalton Smith | 9 | 5-6 | 165 | TE/LB | | | | | | | |

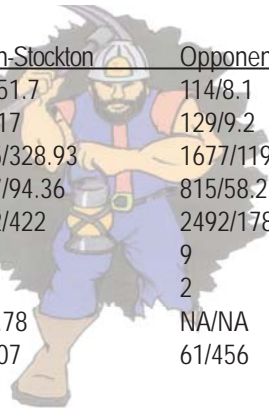
Linton-Stockton Miners

Class A



Team Statistics

| | Linton-Stockton | Opponents |
|--------------------------------|-----------------|-------------|
| Total Points / Points Per Game | 724/51.7 | 114/8.1 |
| First Downs / Per Game | 237/17 | 129/9.2 |
| Rushing Yards / Per Game | 4605/328.93 | 1677/119.79 |
| Passing Yards / Per Game | 1307/94.36 | 815/58.21 |
| Total Yards / Per Game | 5912/422 | 2492/178 |
| Fumbles Recovered By | 16 | 9 |
| Intercepted By | 18 | 2 |
| Total Punts / Average | 9/33.78 | NA/NA |
| Penalties / Yards | 77/707 | 61/456 |



Individual Statistics

| Scoring | G | TD | 1-Pt. | 2-Pt. | FG | TP | PPG |
|---------------------|----|----|-------|-------|----|-----|------|
| 3 Tyler Meurer | 14 | 28 | 0 | 2 | 0 | 170 | 12.1 |
| 33 Garrett Mason | 14 | 20 | 0 | 2 | 0 | 122 | 8.7 |
| 22 Kendall Williams | 14 | 20 | 0 | 0 | 0 | 120 | 8.5 |
| 4 Keaton Cox | 14 | 12 | 0 | 0 | 0 | 72 | 5.1 |
| 6 Luke Wilson | 14 | 0 | 87 | 0 | 3 | 95 | 6.7 |

| Rushing | G | Att. | Yds. | TD | YPG | YPC | Long |
|---------------------|----|------|------|----|------|------|------|
| 3 Tyler Meurer | 14 | 99 | 1357 | 28 | 96.9 | 13.7 | 87 |
| 33 Garret Mason | 14 | 139 | 1167 | 20 | 62.6 | 8.4 | 55 |
| 4 Keaton Cox | 13 | 85 | 814 | 6 | 77.5 | 9.5 | 58 |
| 22 Kendall Williams | 14 | 88 | 719 | 15 | 51.3 | 8.1 | 58 |

| Passing | G | Comp. | Att. | Int. | TD | Yds. | YPG |
|----------------|----|-------|------|------|----|------|------|
| 3 Tyler Meurer | 14 | 53 | 109 | 2 | 20 | 1307 | 93.3 |

| Receiving | G | Rec. | Yds. | TD | YPG | YPC | Long |
|---------------------|----|------|------|----|------|------|------|
| 22 Kendall Williams | 14 | 12 | 358 | 5 | 25.5 | 29.8 | 75 |
| 4 Keaton Cox | 14 | 11 | 290 | 6 | 22.3 | 26.3 | 69 |

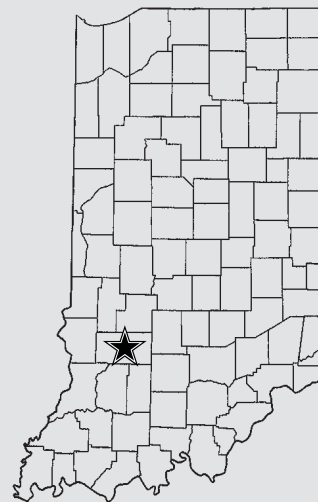
| Defense | G | Tackles | For Loss | Sacks | INT | FF | FR |
|--------------------|----|---------|----------|-------|-----|----|----|
| 31 Avery Gentry | 12 | 81 | 2 | 1 | 0 | 0 | 0 |
| 52 Chance Howard | 13 | 81 | 14 | 1 | 0 | 0 | 2 |
| 50 Ian Fonceca | 12 | 78 | 6 | 1 | 0 | 0 | 2 |
| 4 Kendall Williams | 14 | 53 | 8 | 0 | 7 | 0 | 1 |
| 77 Levi Jerrells | 14 | 53 | 6 | 0 | 0 | 0 | 0 |
| 3 Tyler Meurer | 14 | 47 | 2 | 0 | 5 | 0 | 1 |

State Finals History

State Champion: **(1)** 2015 (A)
 Appearances: **(2)** 2015 (A), 2016 (A)



Brian Oliver
 Head Coach
 51-5 (4th year)
 51-5 (4th year overall)



Team Facts

City/Town: Linton
 County: Greene
 Superintendent: Nick Karaszia
 Principal: Nathan Moore
 Athletic Director: Charlie Karaszia
 Head Coach: Brian Oliver
 Assistant Coaches: Mark Gennicks, Jake Gennicks, Joe Lorig, Scott Padgett, Andrew Bredeweg, Dennis Gentry, Kyle Eslinger, Nick Trabant
 Student Managers: Brooklyn Smith, Aubrey Davenport, Bailey Scharbrough, Jackson Haynes
 Offensive Formation: Wing T
 Defensive Formation: 4-4
 Colors: Red and Royal Blue
 Conference: Independent
 Enrollment: 377
 Last Year's W-L Record: 13-2

Season Results (14-0)

8/19 at Speedway W 49-8
 8/26 at Sullivan W 48-7
 9/2 Monrovia W 24-21
 9/10 vs. North Vermillion W 55-0
 9/16 Springs Valley W 59-6
 9/23 at North Daviess W 68-7
 9/30 North Knox W 61-0
 10/7 Eastern Greene W 49-0
 10/14 at North Central (Farmersburg) W 52-8

Sectional

10/21 Tecumseh W 56-15
 10/28 North Knox W 56-6
 11/4 at North Central (Farmersburg) W 48-14

Regional

11/11 at Eastern Greene W 56-7

Semi-State

11/18 Indianapolis Lutheran W 43-14

HEAD COACH PROFILE

Name: Brian Oliver

Age: 39

Spouse's Name: Lindsey Oliver

Years Married: 15

Children's Names, Ages: Lillie 13 Paul 9

Current Occupation, Employer: Teacher, Linton-Stockton

No. of Yrs.: 8

If a teacher, what subjects and grades do you teach: Technology Education/PLTW

Education

High School Attended, Year Graduated: Linton-Stockton 1996

College Attended, Year Graduated: Indiana State, 2001 and Indiana Wesleyan 2008

Degree(s) / Major: BS/MA Education

Athletic Participation

| Sport | High School Years (ie: 1972, 73) | College Years (ie: 1976, 77) |
|------------|-------------------------------------|---------------------------------|
| Football | 1992-1995 | |
| Basketball | 1992-1996 | |

As a high school or college player, have you ever competed in a State or National Championship Event in any sport? If yes, please give details: NO

Coaching Experience (Football Only)

Years as Varsity Head Coach at Current School (ie: 5 years): 4

Actual Years as Varsity Head Coach at Current School (ie: 1996-2000):

4

Record as Varsity Head Coach at Current School: 51-5

Overall Varsity Head Coaching Record: 51-5

Do you coach any other sports at your school? No

Please list below where you've coached during your career starting with your current position:

| School | Head / Asst. | No. of Years (ie: 5) | Actual Years (ie: 1992-present) |
|-----------|--------------|-------------------------|------------------------------------|
| Linton | Head | 4 | 2013-present |
| Linton | Asst | 14 | 1996-2000 and 2002-2012 |
| Northview | Asst | 1 | 2001 |

Tournament Championships (As the Varsity Head Coach, list years your team won):

Sectional: 4

Regional: 3

Semi-State: 2

State Championship:

Something Interesting About You Personally Or Professionally That People Might Not Know:

When it comes to game day, I am very superstitious. For the past 4 years, I start my game day eating breakfast with my son, Paul, and nephews, Hunter and Hank Gennicks. I eat the same lunch and talk to specific people throughout the day. In addition, I have a pre-game ritual that I follow

LINTON-STOCKTON DEPTH CHART

Offensive Starters

| | | |
|----|----------------------|----------------------|
| LT | #50 Ian Fonceca | #63 Ryan Figg |
| LG | #57 Billy Rayburn | |
| C | #54 Bryer Pope | #70 Owen Sparks |
| RG | #55 Cayden Walker | #61 Trevor Hill |
| RT | #70 Owen Sparks | |
| TE | #31 Avery Gentry | #41 Luke Miller |
| WR | #23 Bill Smith | #80 Noah Clark |
| WB | #22 Kendall Williams | #22 Kendall Williams |
| FG | #33 Garret Mason | #27 Cody Corbin |
| WB | #4 Keaton Cox | |
| QB | #3 Tyler Meurer | #22 Kendall Williams |

Specialists

Punter

#22 Kendall Williams

Placekicker

#6 Luke Wilson

Kickoffs

#6 Luke Wilson

Long Snapper

#22 Kendall Williams

#27 Cody Corbin

Holder

#24 Trey Passen

Punt Returns

#3 Tyler Meurer

#4 Keaton Cox

Kickoff Returns

#3 Tyler Meurer

#23 Bill Smith

Subs:

Defensive Starters

| | | |
|-----|----------------------|----------------------|
| DE | #33 Garrett Mason | #55 Cayden Walker |
| DT | #52 Chance Howard | |
| DT | #77 Levi Jerrells | #54 Bryer Pope |
| DE | #5 Zach Phegley | |
| OLB | #22 Kendall Williams | #27 Cody Corbin |
| OLB | #4 Keaton Cox | |
| ILB | #31 Avery Gentry | #12 Drake Cunningham |
| ILB | #50 Ian Fonceca | #41 Luke Miller |
| DB | #30 Justin Riy | #23 Bill Smith |
| DB | #24 Trey Passen | |
| FS | #3 Tyler Meurer | |

CLASS 2A STATE CHAMPIONSHIP NOTABLES

EASTBROOK PANTHERS (13-1)

Associated Press Poll: #3

IFCA Coaches Poll: #2

- Eastbrook playing in second football state championship game and aiming for school's first crown in any sport.
- Team rebounded from last year's 11-1 season and has won nine straight games to this point claiming first regional and semi-state titles since the 2004 state runner-up season.
- Panthers scored go-ahead TD with :18.7 remaining to defeat #2 Whiting on the road to win the semi-state title.
- Finished second in the Central Indiana Conference this season with a 7-1 record. Lone loss was a 24-6 setback at 4A Mississinewa on Sept. 16.
- Team ranks #19 in the state in margin of victory at 26.6 ppg scoring 40.6 ppg and allowing only 14.1 ppg.
- Head coach Jeff Adamson is in his 28th season at Eastbrook is ranks 10th among winningest active coaches (242-82, .747).
- School is 54-31 (.635) all-time in state tournament games.

Football State Tournament History

IHSAA Member School Since: 1965

First Football State Tournament: 1985 (first year of all-in format)

State Runner-Up (1) 2004 (2A)

State Finals Appearances (2) 2004 (2A), 2016 (2A)

Semi-State Champion (2) 2004 (2A), 2016 (2A)

Regional Champion (4) 1999 (2A), 2001 (2A), 2004 (2A), 2016 (2A)

Sectional Champion (12) 1993 (2A), 1994 (2A), 1997 (2A), 1999 (2A), 2001 (2A), 2002 (2A), 2003 (2A), 2004 (2A), 2005 (2A), 2009 (3A), 2012 (3A), 2016 (2A)

School's IHSAA State Championship History (0)

This would be the school's first state championship in any sport.

INDIANAPOLIS CARDINAL RITTER RAIDERS (10-4)

Associated Press Poll: #5

IFCA Coaches Poll: #6

- Cardinal Ritter playing in its third state championship game in five seasons.
- Raiders hoping to hoist fifth state championship trophy in school history - all in football.
- One of nine schools in state history to have played in 11 state championship games.
- Team started season 0-3 and were 1-4 after Week 5 but have reeled off nine consecutive victories to play for the state title.
- Ritter avenged a one-point loss in the season opener to Monrovia by defeating the Bulldogs by one point 18-17 in Friday's semi-state.
- Have defeated three top 10 teams during its state tournament run - topped #4 Indianapolis Scecina 20-0 in the sectional semifinals, won at #10 Milan 40-6 for the regional title and #7 Monrovia 14-13 in the semi-state.
- Senior RB Avery Hall ranks ninth in state with 1,923 yards rushing (137.4 ypg).
- Eleventh year head coach Ty Hunt has won .795 of his games with a 116-30 record and is 2-2 in state championship games.
- Raiders are 84-28 (.750) all-time in state tournament games.

Football State Tournament History

IHSAA Member School Since: 1966

First Football State Tournament: 1977 (A)

State Champion (4) 1977 (A), 2003 (A), 2008 (A), 2013 (2A)

Runner-Up (6) 1987 (2A), 1991 (A), 1992 (A), 2004 (A), 2006 (A), 2012 (2A)

State Finals Appearances (11) 1977 (A), 1987 (2A), 1991 (A), 1992 (A), 2003 (A), 2004 (A), 2006 (A), 2008 (A), 2012 (2A), 2013 (2A), 2016 (2A)

Semi-State Champion (10) 1987 (2A), 1991 (A), 1992 (A), 2003 (A), 2004 (A), 2006 (A), 2008 (A), 2012 (2A), 2013 (2A), 2016 (2A)

Regional Champion (14) 1977 (A), 1985 (2A), 1987 (2A), 1991 (A), 1992 (A), 1999 (A), 2003 (A), 2004 (A), 2006 (A), 2007 (A), 2008 (A), 2012 (2A), 2013 (2A), 2016 (2A)

Sectional Champion (16) 1977 (A), 1985 (2A), 1986 (2A), 1987 (2A), 1991 (A), 1992 (A), 1999 (A), 2003 (A), 2004 (A), 2006 (A), 2007 (A), 2008 (A), 2009 (2A), 2012 (2A), 2013 (2A), 2016 (2A)

School's IHSAA State Championship History (4)

Football (4) 1977 (A), 2003 (A), 2008 (A), 2013 (2A)



Eastbrook Panthers

Class 2A



| Lt. | Dk. | Name | Gr. | Ht. | Wt. | Position(s) | Lt. | Dk. | Name | Gr. | Ht. | Wt. | Position(s) |
|-----|-----|--------------------|-----|------|-----|-------------|-----|-----|-----------------|-----|------|-----|-------------|
| 2 | 2 | Zane Shilts | 10 | 5-9 | 135 | K | 57 | 57 | Jacob Clupper | 10 | 6-0 | 195 | OL, DL |
| 6 | 6 | Tamas Loos | 11 | 5-11 | 160 | OL, DL | 58 | 58 | Kam McGriff | 9 | 5-9 | 195 | OL, DL |
| 7 | 7 | Saxon Malonek | 11 | 5-11 | 160 | RB, DB | 58 | 58 | John Ragan | 12 | 6-2 | 210 | OL, DL |
| 9 | 9 | Wyatt Stephenson | 9 | 5-3 | 140 | FB, LB | 59 | 59 | Isaac Roush | 10 | 5-8 | 160 | OL, DB |
| 11 | 11 | Justen Mantz | 10 | 5-10 | 145 | RB, LB | 60 | 60 | Jakob Donaldson | 10 | 5-8 | 220 | OL, DL |
| 12 | 12 | Jackson Liddick | 12 | 5-10 | 185 | QB, P | 61 | 61 | Brandon Davis | 10 | 5-9 | 160 | OL, DL |
| 13 | 13 | Ethan Cramer | 12 | 5-8 | 155 | K | 62 | 62 | Ross DeBonis | 12 | 6-0 | 210 | OL, DL |
| 15 | 15 | Justin Singer | 10 | 5-10 | 150 | RB, DB | 64 | 64 | Damon Bell | 11 | 5-11 | 165 | OL, DL |
| 16 | 16 | Dylan Bragg | 9 | 6-0 | 165 | QB, LB | 65 | 65 | Matt Hollars | 11 | 6-2 | 175 | OL, DL |
| 18 | 18 | Mason Hale | 10 | 5-10 | 175 | QB, DE | 66 | 66 | Dylan Dearth | 9 | 5-8 | 215 | OL, DL |
| 20 | 20 | Anthony Murray | 11 | 5-10 | 155 | WR, DB | 67 | 67 | Andrew Cochran | 10 | 5-8 | 175 | OL, LB |
| 21 | 21 | Ezekiel Binkerd | 9 | 5-10 | 140 | RB, LB | 67 | 67 | Parker Kelly | 9 | 5-6 | 170 | OL, DL |
| 22 | 22 | Andrew Barajas | 11 | 5-8 | 155 | RB, DB | 68 | 68 | Andrew Ellis | 12 | 5-9 | 175 | OL, DL |
| 24 | 24 | Xaine Kirby | 10 | 5-7 | 170 | FB, LB | 68 | 68 | Klayton Kitts | 9 | 5-5 | 185 | OL, DL |
| 25 | 25 | Kris Fairbanks | 12 | 6-1 | 145 | RB, DB | 69 | 69 | Dalton Smith | 9 | 5-8 | 160 | OL, DL |
| 26 | 26 | Jackson Ailstock | 9 | 5-7 | 140 | WR, DB | 71 | 71 | Jake Taylor | 11 | 6-1 | 255 | OL, DL |
| 28 | 28 | Edward Keasling | 10 | 5-7 | 150 | RB, DB | 72 | 72 | Joshua Rogers | 10 | 5-9 | 155 | OL, DL |
| 29 | 29 | Ian Thomas | 10 | 5-10 | 155 | WR, DB | 73 | 73 | Josh Kessler | 11 | 5-11 | 200 | OL, DL |
| 33 | 33 | Michael Buff | 11 | 5-11 | 165 | WR, LB | 75 | 75 | Chandler Lynch | 11 | 6-0 | 285 | OL, DL |
| 36 | 36 | Christian Bratcher | 11 | 5-10 | 160 | QB, DL | 76 | 76 | Josef Lawvere | 12 | 6-0 | 220 | OL, DL |
| 37 | 37 | Davon Wallace | 11 | 5-7 | 150 | FB, DB | 77 | 77 | Gabe Sizemore | 11 | 6-2 | 210 | OL, DL |
| 42 | 42 | Dylan Joseph | 10 | 5-8 | 145 | WR, DB | 78 | 78 | Cobee Rice | 9 | 6-3 | 215 | OL, DL |
| 44 | 44 | Gavin Bright | 9 | 5-7 | 130 | RB, DB | 79 | 79 | Trevor Brane | 10 | 5-10 | 225 | OL, DL |
| 45 | 45 | Blayne Altum | 12 | 6-1 | 200 | FB, DE | 79 | 79 | Jacob McCoy | 9 | 6-0 | 300 | OL, DL |
| 47 | 47 | Bryce Miller | 11 | 5-11 | 150 | TE, DL | 80 | 80 | Bradley Cuddie | 11 | 5-11 | 165 | WR, DB |
| 48 | 48 | Deven Fear | 10 | 5-6 | 145 | WR, DL | 81 | 81 | Luke Boren | 10 | 6-0 | 160 | WR, DB |
| 49 | 49 | Clay Dalton | 10 | 5-11 | 175 | TE, LB | 82 | 82 | Bryce Chamber | 9 | 6-2 | 165 | TE, DE |
| 50 | 50 | Zac Ketring | 12 | 6-1 | 180 | OL, LB | 84 | 84 | Alexander Baker | 9 | 6-3 | 165 | WR, DE |
| 51 | 51 | Jeffrey Duckwall | 11 | 5-10 | 210 | OL, DL | 88 | 88 | Cole Keasling | 10 | 5-9 | 155 | TE, DE |
| 52 | 52 | Zoe Richards | 12 | 6-2 | 220 | OL, DL | | | | | | | |
| 54 | 54 | Gabriel Sanchez | 9 | 5-8 | 155 | OL, DL | | | | | | | |


Eastbrook Panthers

Class 2A



Team Statistics

| | Eastbrook | Opponents |
|---------------------------------|------------|------------|
| TTotal Points / Points Per Game | 569/40.6 | 197/14.1 |
| First Downs / Per Game | 246/17.57 | 165/11.78 |
| Rushing Yards / Per Game | 4695/335.4 | 1686/120.4 |
| Passing Yards / Per Game | 751/53.6 | 1564/111.7 |
| Total Yards / Per Game | 5446/389 | 3250/232.1 |
| Fumbles Recovered By | 17 | N/A |
| Intercepted By | 14 | N/A |
| Total Punts / Average | 27/32.1 | 69/29.3 |
| Penalties / Yards | 73/547 | 80/655 |



Individual Statistics

| Scoring | G | TD | 1-Pt. | 2-Pt. | FG | TP | PPG |
|--------------------|----|----|-------|-------|----|-----|-----|
| 37 Devon Wallace | 13 | 18 | 0 | 0 | 0 | 108 | 7.7 |
| 15 Justin Singer | 14 | 15 | 0 | 0 | 0 | 90 | 6.4 |
| 22 Andrew Barajas | 12 | 12 | 0 | 1 | 0 | 74 | 6.2 |
| 2 Zane Shilts | 14 | 0 | 51 | 0 | 3 | 60 | 4.3 |
| 28 Edward Keasling | 14 | 10 | 0 | 0 | 0 | 60 | 4.3 |

| Rushing | G | Att. | Yds. | TD | YPG | YPC | Long |
|--------------------|----|------|------|----|------|------|------|
| 37 Devon Wallace | 13 | 202 | 994 | 18 | 71 | 4.9 | -- |
| 15 Justin Singer | 14 | 115 | 944 | 13 | 67.4 | 8.2 | -- |
| 22 Andrew Barajas | 12 | 50 | 596 | 10 | 42.6 | 11.9 | -- |
| 28 Edward Keasling | 14 | 72 | 580 | 7 | 41.4 | 8.1 | -- |
| 45 Blayne Altum | 12 | 75 | 456 | 2 | 32.6 | 6.1 | -- |

| Passing | G | Comp. | Att. | Int. | TD | Yds. | YPG |
|--------------------|----|-------|------|------|----|------|------|
| 12 Jackson Liddick | 14 | 41 | 98 | 4 | 9 | 751 | 53.6 |

| Receiving | G | Rec. | Yds. | TD | YPG | YPC | Long |
|-----------------------|----|------|------|----|------|------|------|
| 49 Clay Dalton | 14 | 8 | 187 | 2 | 13.4 | 23.4 | -- |
| 15 Justin Singer | 14 | 8 | 182 | 1 | 13.0 | 22.8 | -- |
| 28 Edward Keasling | 14 | 5 | 89 | 2 | 6.4 | 17.8 | -- |
| 37 Devon Wallace | 13 | 8 | 86 | 0 | 6.1 | 10.8 | -- |
| 36 Christian Bratcher | 14 | 3 | 57 | 2 | 4.1 | 19.0 | -- |

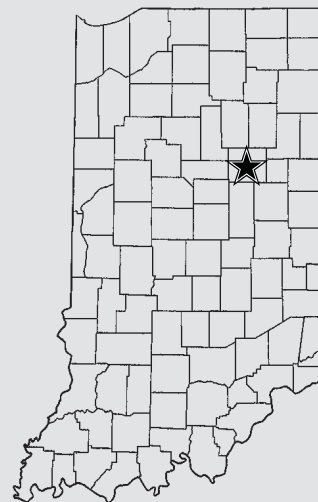
| Defense | G | Tackles | For Loss | Sacks | INT | FF | FR |
|-----------------------|----|---------|----------|-------|-----|----|----|
| 18 Mason Hale | 14 | 96 | 15 | 1 | -- | -- | -- |
| 58 John Ragan | 11 | 84.5 | 17 | 5 | -- | -- | -- |
| 71 Jake Taylor | 14 | 69.5 | 7 | 5 | -- | -- | -- |
| 36 Christian Bratcher | 14 | 68.5 | 7 | 1 | -- | -- | -- |
| 45 Blayne Altum | 12 | 61.5 | 17 | 3 | -- | -- | -- |
| 49 Clay Dalton | 14 | 55 | 5 | 0 | -- | -- | -- |

State Finals History

Runner-Up: (1) 2004 (2A)
 Appearances: (2) 2004 (2A), 2016 (2A)



Jeff Adamson
 Head Coach
 241-82 (28th year)
 241-82 (28th year overall)



Team Facts

City/Town: Marion
 County: Grant
 Superintendent: Brett Garrett
 Principal: Pat McLaughlin
 Athletic Director: Brad Yordy
 Head Coach: Jeff Adamson
 Assistant Coaches: Nate Brown, Brian Childs, Harold Coates, Stu Goble, Todd Farr, Jeff Liddick, Pat McLaughlin
 Offensive Formation: Spread Option
 Defensive Formation: 3-3
 Colors: Black & Red
 Conference: Central Indiana Conference
 Enrollment: 525
 Last Year's W-L Record: 11-1

Season Results (12-1)

8/19 Norwell W 72-13
 8/26 at Huntington W 47-7
 9/2 Elwood W 42-0
 9/9 at Madison-Grant W 49-28
 9/16 at Mississinewa L 24-6
 9/23 at Oak Hill W 49-14
 9/30 Frankton W 24-20
 10/7 at Alexandria W 55-7
 10/14 Blackford W 65-26

Sectional

10/21 Eastern W 44-3
 10/28 Winchester W 31-21
 11/4 at Elwood W 37-0

Regional

11/11 South Adams W 28-21

Semi-State

11/18 at Whiting W 20-13

HEAD COACH PROFILE

Name: Jeff Adamson

Age: 53

Spouse's Name: Kandi Adamson

Years Married: 29

Children's Names, Ages: Anthony Adamson 27

(Son), Sarah Gressley, 23 (Daughter), Seth

Gressley, 23 (Son-in-law), Jeremy Porter 25

(Son)

Current Occupation, Employer: Eastbrook

Community Schools

No. of Yrs.: 30

If a teacher, what subjects and grades do you teach:

Former Social studies teacher, now HS Assistant Principal

Education

High School Attended, Year Graduated: Eastbrook HS 1982'

College Attended, Year Graduated: Manchester 1986'

Degree(s) / Major: Socials Studies Ed.

Athletic Participation

| Sport | High School Years (ie: 1972, 73) | College Years (ie: 1976, 77) |
|-------|-------------------------------------|---------------------------------|
| | FB: 78-81 | FB: 82-85 |
| | Wr: 79'-82 | Wr: 82-83 |
| | Base: 79'-82 | |

As a high school or college player, have you ever competed in a State or National Championship Event in any sport? If yes, please give details:

Coach Adamson and the Eastbrook Panthers were the 2004 State Finals Runner-Up.

Coaching Experience (Football Only)

Years as Varsity Head Coach at Current School (ie: 5 years): 28

Actual Years as Varsity Head Coach at Current School (ie: 1996-2000): 1989-2016

Record as Varsity Head Coach at Current School: 241-82

Overall Varsity Head Coaching Record: 241-82

Do you coach any other sports at your school? No

Please list below where you've coached during your career starting with your current position:

| School | Head / Asst. | No. of Years (ie: 5) | Actual Years (ie: 1992-present) |
|-----------------------|-----------------------------|-------------------------|------------------------------------|
| Eastbrook High School | 9 th Grade Coach | 2 | 1987-1989 |
| Eastbrook High School | Head Coach | 28 | 1989-2016 |

Tournament Championships (As the Varsity Head Coach, list years your team won):

Sectional: 93,94,97,99,01,02,03,04,05,09,12,16

Regional: 99,01,04,16

Semi-State: 04

State Championship: 0

Something Interesting About You Personally Or Professionally That People Might Not Know:

EASTBROOK DEPTH CHART**2 DEEP OFFENSE**

| POS | # | NAME | POS | # | NAME |
|------------|----------|--------------------|------------|----------|----------------|
| T | 58 | JOHN RAGAN | T | 57 | JACOB CLUPPER |
| G | 71 | JAKE TAYLOR | G | 68 | ANDREW ELLIS |
| C | 51 | JEFFREY DUCKWALL | C | 61 | BRANDON DAVIS |
| G | 50 | ZACK KETRING | G | 77 | GABE SIZEMORE |
| T | 65 | MATT HOLLARS | T | 62 | ROSS DEBNIS |
| TE | 49 | CLAY DALTON | TE | 88 | COLE KEASLING |
| QB | 12 | JACKSON LIDDICK | QB | 18 | MASON HALE |
| SLOT | 28 | EDDIE KEASLING | SLOT | 24 | XAINE KIRBY |
| SLOT | 15 | JUSTIN SINGER | SLOT | 22 | ANDREW BARAJAS |
| FB | 45 | BLAYNE ALTUM | FB | 37 | DAVON WALLACE |
| SE | 36 | CHRISTIAN BRATCHER | SE | 20 | ANTHONY MURRAY |

2 DEEP DEFENSE

| POS | # | NAME | POS | # | NAME |
|------------|----------|--------------------|------------|----------|----------------|
| E | 88 | COLE KEASLING | E | 25 | KRIS FAIRBANKS |
| E | 18 | MASON HALE | E | 65 | MATT HOLLARS |
| T | 58 | JOHN RAGAN | T | 75 | CHANDLER LYNCH |
| N | 71 | JAKE TAYLOR | N | 61 | BRANDON DAVIS |
| T | 45 | BLAYNE ALTUM | T | 77 | GABE SIZEMORE |
| LB | 36 | CHRISTIAN BRATCHER | LB | 24 | XAINE KIRBY |
| LB | 50 | ZACK KETRING | LB | 33 | MICHAEL BUFF |
| LB | 49 | CLAY DALTON | LB | 11 | JUSTIN MANTZ |
| C | 15 | JUSTIN SINGER | C | 7 | SAXON MALONEK |
| C | 28 | EDDIE KEASLING | C | 37 | DAVON WALLACE |
| S | 22 | ANDREW BARAJAS | S | 15 | JUSTIN SINGER |



Indpls. Cardinal Ritter Raiders

Class 2A



| Lt. | Dk. | Name | Gr. | Ht. | Wt. | Position(s) |
|-----|-----|--------------------|-----|------|-----|-------------|
| 2 | 2 | Small, Diomoni | 11 | 6-2 | 160 | QB / DB |
| 3 | 3 | Price, Kyle | 11 | 5-7 | 155 | WR / DB |
| 4 | 4 | Adams, Sam | 12 | 5-11 | 160 | WR / DB |
| 6 | 6 | Timmons, Stephen | 12 | 6-0 | 210 | FB / DE |
| 7 | 7 | Stubbs, Trey | 11 | 6-0 | 145 | WR / DB |
| 8 | 8 | Bacon, Brad | 11 | 5-11 | 150 | WR / DB |
| 9 | 9 | Egenolf, Ben | 11 | 5-11 | 160 | WR / DB |
| 10 | 10 | Browder, Trevor | 12 | 5-10 | 170 | WR / DB |
| 11 | 11 | Malatestnic, Jarek | 10 | 5-9 | 140 | RB / DB |
| 12 | 12 | Egenolf Max | 12 | 5-10 | 180 | WR / DB |
| 13 | 13 | Henninger, Jack | 9 | 5-11 | 160 | QB / DB |
| 14 | 14 | Rodriquez, Gabe | 10 | 5-9 | 140 | QB / DB |
| 15 | 15 | Roberts, Christian | 10 | 6-1 | 165 | TE / DE |
| 16 | 16 | Szeszycki, Ben | 12 | 6-5 | 170 | QB / DE |
| 17 | 17 | Swails, Reid | 10 | 5-10 | 160 | TE / LB |
| 18 | 18 | Kluemper, Jake | 11 | 5-9 | 150 | WR / LB |
| 19 | 19 | Olejniak, Dillon | 11 | 6-0 | 180 | QB / DB |
| 20 | 20 | Knutson, Seth | 11 | 5-8 | 150 | RB / DB |
| 21 | 21 | Dalverny, Kendall | 11 | 5-10 | 170 | WR / DB |
| 22 | 22 | Sanchez, Hilton | 10 | 5-10 | 145 | WR / DB |
| 23 | 23 | Sanders, Jajuan | 10 | 5-9 | 150 | WR / DB |
| 24 | 24 | Roberson, Darrell | 10 | 5-7 | 145 | RB / DB |
| 25 | 25 | Hall, Avery | 12 | 5-10 | 215 | RB / LB |
| 26 | 26 | Mead, Parker | 9 | 5-7 | 155 | WR / LB |
| 27 | 27 | Eifert, Grant | 10 | 5-9 | 145 | RB / LB |
| 28 | 28 | Russell, Xion | 11 | 5-10 | 160 | RB / LB |
| 29 | 29 | Woods, LaDarryl | 9 | 5-8 | 150 | RB / DB |
| 30 | 30 | Hicks, Austin | 10 | 5-8 | 145 | WR / LB |
| 32 | 32 | Morris, Donovan | 10 | 5-9 | 140 | WR / DB |
| 33 | 33 | Brock, Jaden | 9 | 5-10 | 160 | RB / LB |
| 34 | 34 | Anderson, Marlon | 10 | 5-9 | 180 | RB / LB |
| 35 | 35 | Robinson, Aiden | 9 | 5-7 | 140 | WR / DB |
| 37 | 37 | Majors, Kenneth KJ | 9 | 5-7 | 150 | WR / LB |
| 40 | 40 | Saloane, Malcolm | 12 | 5-9 | 180 | RB / LB |
| 41 | 41 | Johnson, Ethan | 10 | 5-10 | 160 | TE / DE |
| 43 | 43 | Wilson, Mitchell | 9 | 5-7 | 160 | FB / LB |
| 44 | 44 | Hunt, Trey | 11 | 5-10 | 195 | RB / LB |

| Lt. | Dk. | Name | Gr. | Ht. | Wt. | Position(s) |
|-----|-----|-------------------|-----|------|-----|-------------|
| 45 | 45 | Tillery, Kevin | 9 | 5-9 | 205 | FB/TE/DE |
| 48 | 48 | Salmon, Nicholas | 9 | 5-10 | 155 | WR / DB |
| 49 | 49 | Yetter, Zach | 12 | 5-10 | 190 | RB / LB |
| 50 | 50 | Nowlin, Liam | 12 | 5-10 | 170 | C / DL |
| 51 | 51 | Young, Jacob | 9 | 6-1 | 220 | OL / DL |
| 52 | 52 | Gerth, Elie | 9 | 5-9 | 200 | OL / DL |
| 53 | 53 | Peterson, Sam | 10 | 5-9 | 150 | OL / DL |
| 54 | 54 | Johnson, Kevin | 12 | 6-1 | 170 | OL / DL |
| 55 | 55 | Giebel, Bryce | 11 | 6-0 | 230 | OL / DL |
| 56 | 56 | Vasquez, Jared | 9 | 5-10 | 225 | OL / DL |
| 57 | 57 | Rodgers, Javon | 10 | 6-2 | 230 | OL / DL |
| 58 | 58 | Jost, Thomas | 10 | 6-1 | 190 | OL / DL |
| 59 | 59 | Murrell, Artece | 9 | 6-1 | 170 | OL / DL |
| 60 | 60 | Bennett, Sean | 11 | 6-2 | 210 | OL / DL |
| 61 | 61 | Roberts, Will | 11 | 6-1 | 210 | OL / DL |
| 62 | 62 | Fraze, Alec | 10 | 5-10 | 180 | RB / LB |
| 63 | 63 | Hood, Sam | 9 | 5-8 | 140 | OL / DL |
| 65 | 65 | Leverenz, Trevor | 11 | 5-10 | 160 | OL / DL |
| 66 | 66 | Suazo, Manolo | 11 | 5-11 | 230 | OL / DL |
| 68 | 68 | Gomez, Derek | 10 | 5-9 | 220 | OL / DL |
| 69 | 69 | Ramirez, Luis | 10 | 5-9 | 180 | OL / DL |
| 70 | 70 | Johnson, Michael | 12 | 5-9 | 190 | OL / DL |
| 73 | 73 | McDonald, Daniel | 12 | 6-2 | 240 | OL / DL |
| 74 | 74 | Smith, Shawn | 9 | 5-9 | 220 | OL / DL |
| 75 | 75 | Krumm, Eric | 11 | 5-10 | 185 | OL / DL |
| 78 | 78 | Valladares, Mario | 9 | 5-9 | 160 | OL / DL |
| 80 | 80 | Woodcock, Henry | 11 | 6-3 | 210 | TE / DE |
| 81 | 81 | Williams, Connor | 9 | 5-10 | 160 | TE / DE |
| 84 | 84 | Feltz, Zach | 10 | 5-5 | 130 | WR / DB |
| 86 | 86 | Kibirige, Mark | 9 | 5-8 | 150 | WR / DB |
| 88 | 88 | Hudak, Nick | 9 | 5-8 | 155 | WR / DB |
| 95 | 95 | Eisele, Brian | 12 | 5-9 | 155 | K |

Indpls. Cardinal Ritter Raiders

Class 2A



Team Statistics

| | Indpls. Cardinal Ritter | Opponents |
|--------------------------------|-------------------------|---------------|
| Total Points / Points Per Game | 298 / 21.3 | 250 / 17.8 |
| First Downs / Per Game | 168 / 12 | 140 / 10 |
| Rushing Yards / Per Game | 2,679 / 191.4 | 1,989 / 142.1 |
| Passing Yards / Per Game | 1,515 / 108 | 1,560 / 111.4 |
| Total Yards / Per Game | 4,194 / 299.6 | 3,549 / 253.5 |
| Fumbles Recovered By | 8 | 13 |
| Intercepted By | 11 | 15 |
| Total Punts / Average | 40 / 34.8 | -- |
| Penalties / Yards | 93 / 520 | 88 / 480 |

Individual Statistics

| Scoring | G | TD | 1-Pt. | 2-Pt. | FG | TP | PPG |
|-------------------|----|----|-------|-------|----|-----|-----|
| 25 Avery Hall | 14 | 22 | 0 | 0 | 0 | 132 | 9.4 |
| 95 Brian Eisele | 14 | 0 | 26 | 0 | 3 | 36 | 2.6 |
| 2 Diomoni Small | 14 | 5 | 0 | 0 | 0 | 30 | 2.1 |
| 6 Stephen Timmons | 14 | 5 | 0 | 0 | 0 | 30 | 2.1 |
| 10 Trevor Browder | 14 | 3 | 0 | 0 | 0 | 20 | 1.4 |
| 80 Henry Woodcock | 10 | 5 | 0 | 0 | 0 | 30 | 3.0 |

| Rushing | G | Att. | Yds. | TD | YPG | YPC | Long |
|-------------------|----|------|-------|----|-------|-----|------|
| 25 Avery Hall | 14 | 347 | 1,923 | 22 | 137.4 | 5.5 | 75 |
| 2 Diomoni Small | 14 | 140 | 430 | 5 | 30.7 | 3.1 | 42 |
| 6 Stephen Timmons | 14 | 26 | 177 | 2 | 12.6 | 6.8 | 33 |
| 28 Xion Russell | 6 | 21 | 99 | 1 | 16.5 | 4.7 | 24 |

| Passing | G | Comp. | Att. | Int. | TD | Yds. | YPG |
|-------------------|----|-------|------|------|----|------|-----|
| 2 Diomoni Small | 14 | 110 | 185 | 11 | 9 | 1499 | 107 |
| 10 Trevor Browder | 14 | 1 | 1 | 0 | 0 | 16 | 1.2 |

| Receiving | G | Rec. | Yds. | TD | YPG | YPC | Long |
|-------------------|----|------|------|----|------|------|------|
| 10 Trevor Browder | 14 | 25 | 232 | 3 | 16.6 | 9.3 | -- |
| 80 Henry Woodcock | 10 | 27 | 443 | 4 | 44.3 | 16.4 | -- |
| 16 Ben Szeszycki | 7 | 7 | 135 | 0 | 19.3 | 19.3 | -- |
| 3 Kyle Price | 12 | 15 | 156 | 0 | 13 | 10.4 | -- |
| 6 Stephen Timmons | 14 | 12 | 180 | 3 | 12.8 | 15.0 | -- |

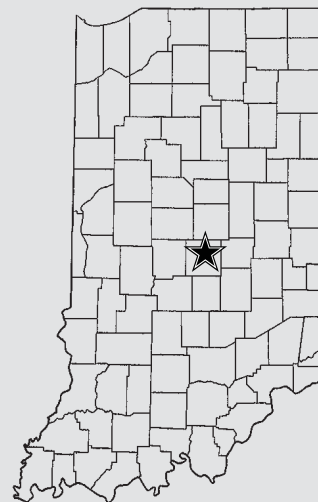
| Defense | G | Tackles | For Loss | Sacks | INT | FF | FR |
|-------------------|----|---------|----------|-------|-----|----|----|
| 6 Stephen Timmons | 14 | 118 | 5 | 9 | 0 | 2 | 0 |
| 12 Max Egenolf | 14 | 100 | 5 | 3 | 1 | 0 | 0 |
| 49 Zach Yetter | 14 | 98 | 3 | 2 | 0 | 3 | 2 |
| 10 Trevor Browder | 14 | 93 | 6 | 2 | 4 | 3 | 4 |
| 44 Trey Hunt | 14 | 93 | 3 | 0 | 0 | 2 | 2 |
| 9 Ben Egenolf | 14 | 82 | 0 | 0 | 2 | 0 | 0 |

State Finals History

State Champion: (4) 1977 (A), 2003 (A), 2008 (A), 2013 (2A)
Runner-Up: (6) 1987 (2A), 1991 (A), 1992 (A), 2004 (A), 2006 (A), 2012 (2A)
Appearances: (11) 1977 (A), 1987 (2A), 1991 (A), 1992 (A), 2003 (A), 2004 (A), 2006 (A), 2008 (A), 2012 (2A), 2013 (2A), 2016 (2A)



Ty Hunt
 Head Coach
 116-30 (11th year)
 116-30 (11th year overall)



Team Facts

City/Town: Indianapolis
County: Marion
Superintendent: Gina Fleming
President: Jo Hoy
Principal: Matt Hollowell
Athletic Director: Jim Martin
Asst. Athletic Directors: John Roach and Dave Scott
Priest: Father Matt Tucci
Head Coach: Ty Hunt
Assistant Coaches: Kyle Powers, Paul Douglass, Austin Crapo, Randy DeGolyer, Jason Pedigo, Greg Gough, Joe Strickler, Rob Gibson, Joe Pfennig
Student Managers: Shebly Morgan, Shannon Van Noy, Maddie Potts
Offensive Formation: Multi-Pro
Defensive Formation: 4-4 Base
Colors: Red, Black
Conference: Indiana Crossroads
Enrollment: 559
Last Year's W-L Record: 6-5

Season Results (10-4)

| | | | |
|-------|--------------------------|---|-------|
| 8/19 | vs. Monrovia | L | 17-18 |
| 8/26 | At Indianapolis Lutheran | L | 14-21 |
| 9/2 | At Brebeuf | L | 7-33 |
| 9/9 | At Speedway | W | 10-8 |
| 9/16 | Indianapolis Chatard | L | 6-45 |
| 9/23 | Triton Central | W | 25-14 |
| 9/30 | At Beech Grove | W | 27-20 |
| 10/7 | Indianapolis Sccecina | W | 21-18 |
| 10/14 | Park Tudor | W | 36-20 |

Sectional

| | | | |
|-------|--------------------------|---|-------|
| 10/21 | At Heritage Christian | W | 35-13 |
| 10/28 | At Indianapolis Sccecina | W | 20-0 |
| 11/4 | Lapel | W | 26-21 |

Regional

| | | | |
|-------|----------|---|------|
| 11/11 | At Milan | W | 40-6 |
|-------|----------|---|------|

Semi-State

| | | | |
|-------|----------|---|-------|
| 11/18 | Monrovia | W | 14-13 |
|-------|----------|---|-------|

HEAD COACH PROFILE

Name: Ty Hunt
Age: 45
Spouse's Name: Elizabeth
Years Married: 19 years
Children's Names, Ages: Trey 16, Emma 12, Tatum 8
Current Occupation, Employer: **Dean of Student Cardinal Ritter High School**
No. of Yrs.: 12
If a teacher, what subjects and grades do you teach: N/A

Education

High School Attended, Year Graduated: Monrovia High School
College Attended, Year Graduated: 1990
Degree(s) / Major: BS Kinesiology Major in Physical Education / Science

Athletic Participation

| Sport | Football, Baseball, Track | High School Years (1986 -1990) | College Years (ie: 1976, 77) |
|-------|------------------------------|-----------------------------------|---------------------------------|
|-------|------------------------------|-----------------------------------|---------------------------------|

As a high school or college player, have you ever competed in a State or National Championship Event in any sport?
If yes, please give details: I have coached in 6 previous State Championships this will be number 7. 2003 Def Coord, 2204 Def Coord., 2006 Head Coach, 2008 Head Coach, 2012 Head Coach, 2013 Head Coach, 2016 Head Coach

Coaching Experience (Football Only)

Years as Varsity Head Coach at Current School (ie: 5 years): 11 years
Actual Years as Varsity Head Coach at Current School (ie: 1996-2000): 11 years
Record as Varsity Head Coach at Current School: 116 - 30
Overall Varsity Head Coaching Record: 116 - 30
Do you coach any other sports at your school? N/A

Please list below where you've coached during your career starting with your current position:

| School | Head / Asst. | No. of Years (ie: 5) | Actual Years (ie: 1992-present) |
|--------|--------------|-------------------------|------------------------------------|
|--------|--------------|-------------------------|------------------------------------|

Cardinal Ritter High School
since 1995

Tournament Championships (As the Varsity Head Coach, list years your team won):

Sectional : 2006, 2007, 2008, 2009, 2012, 2013, 2016
Regional: 2006, 2007, 2008, 2012, 2013, 2016
Semi-State: 2006, 2008, 2012, 2013, 2016
State Championship: 2008, 2013

Something Interesting About You Personally Or Professionally That People Might Not Know: I am a huge Pittsburgh Steelers fan. I am interested in joke telling but not very good at it. Just ask!

CARDINAL RITTER DEPTH CHART

Offense

| Pos. | No. | Name |
|------|-----|-------------------|
| QB | 2 | Diomoni Small |
| QB | 11 | Jarek Malatestnic |
| RB | 25 | Avery Hall |
| RB | 28 | Xion Russell |
| FB | 6 | Stephen Timmons |
| FB | 40 | Malcolm Saloane |
| TE | 16 | Ben Szeszycki |
| TE | 44 | Trey Hunt |
| WR | 10 | Trevor Browder |
| WR | | Kyle Price |
| WR | 12 | Max Egenolf |
| WR | 9 | Ben Egenolf |
| WR | 8 | Brad Bacon |
| OG | 66 | Manolo Suazo |
| OG | 50 | Liam Nowlin |
| C | 60 | Sean Bennett |
| C | 58 | Thomas Jost |
| OG | 55 | Bryce Giebel |
| OG | 70 | Michael Johnson |
| OT | 61 | Will Roberts |
| OT | 62 | Alec Frazee |
| OT | 73 | Dan McDonald |
| OT | 54 | Kevin Johnson |

Specialists

| Pos. | No. | Name |
|-----------------|-----|----------------|
| Punter | 12 | Max Egeonlf |
| | 29 | LaDarryl Woods |
| Placekicker | 95 | Brian Eisele |
| Kickoffs | 95 | Brian Eisele |
| | 29 | LaDarryl Woods |
| Long Snapper | 54 | Kevin Johnson |
| | 10 | Trevor Browder |
| Holder | 3 | Kyle Price |
| Punt Returns | 9 | Ben Egenolf |
| | 10 | Trevor Browder |
| Kickoff Returns | 8 | Brad Bacon |
| | 20 | Seth Knutson |

Defense

| Pos. | No. | Name |
|------|--------|-------------------------------|
| DE | 6 | Stephen Timmons |
| DE | 66 | Manolo Suazo |
| DT | 55 | Bryce Giebel |
| DT | 50 | Liam Nowlin |
| DT | 73 | Dan McDonald |
| DT | 70 | Michael Johnson |
| DE | 16 | Ben Szeszycki |
| DE | 34 | Marlon Anderson |
| OLB | 10 | Trevor Browder |
| OLB | 21 | Kendall Dalverny |
| MLB | 49 | Zach Yetter |
| MLB | 62 /43 | Alec Frazee / Mitchell Wilson |
| MLB | 44 | Trey Hunt |
| MLB | 25 | Avery Hall |
| OLB | 12 | Max Egenolf |
| OLB | 28 | Xion Russell |
| DB | 18 | Jake Kluemper |
| DB | 8 | Brad Bacon |
| DB | 20 | Seth Knutson |
| DB | 3 | Kyle Price |
| FS | 9 | Ben Egnolf |
| FS | 11 | Jarek Malatestnic |

CLASS 3A STATE CHAMPIONSHIP NOTABLES

FORT WAYNE CONCORDIA LUTHERAN CADETS (12-2)

Associated Press Poll: #7

IFCA Coaches Poll: #4

- Fort Wayne Concordia Lutheran playing in its first football state championship game in school history and the only school in this year's state finals making its first appearance.
- Cadets started season 1-2 but have reeled off 11 straight wins to reach the final game.
- Team ranks 19th in the state scoring 42.8 ppg and defeating teams by a margin of 22.7 ppg.
- Lawrenceburg will be the second top 10 team Concordia has played this post-season. Defeated #4 West Lafayette 62-27 to win its first regional in nine years on Nov. 11.
- Concordia finished tied for second place in the Summit Athletic Conference with a 7-2 record. The Cadets are one of two 3A teams in that conference along with 4A, 5A and 6A schools.
- According to MaxPreps.com, senior QB Peter Morrison ranks second in the state with 3,615 total passing yards and eighth with 258.2 ypg.
- Senior WR Mark Mallers ranks 11th in the state with 1,117 receiving yards (79.7 ypg). Junior WR Colton Grahovac is 15th in state with 1,055 receiving yards (81.2 ypg).
- Senior teammates Drew Bordner and Mark Mallers each rank among the state leaders with 7 and 6 INT, respectively.
- School is 35-31 (.530) all-time in state tournament contests.

Football State Tournament History

IHSAA Member School Since: 1942

First Football State Tournament: 1985 (first year of all-in format)

State Finals Appearances (1) 2016 (3A)

Semi-State Champion (1) 2016 (3A)

Regional Champion (3) 2002 (3A), 2007 (3A), 2016 (3A)

Sectional Champion (4) 2002 (3A), 2007 (3A), 2013 (3A), 2016 (3A)

School's IHSAA State Championship History (5)

Girls Basketball (2) 2010 (3A), 2012 (3A)

Girls Cross Country (1) 1983

Boys Track (1) 1999

Volleyball (1) 2014 (3A)

LAWRENCEBURG TIGERS (13-1)

Associated Press Poll: NR

IFCA Coaches Poll: #8

- Lawrenceburg playing in its fifth football state championship game and first since 1985.
- The Tigers are 2-2 in state championship games and are seeking their first title since 1978 when teams had to qualify for the post-season state tournament. Tigers were one of eight teams in Class A that year and defeated Fountain Central 34-6 to claim the title in a game played at Lawrence Central HS.
- Second appearance in a state championship setting this fall for the school after the girls soccer team finished as Class A state runner-up on Oct. 29.
- Team will play its second ranked team this tournament in #7 Fort Wayne Concordia after defeating #9 Brownstown Central 41-40 last Friday to claim its first semi-state crown since 1985.
- Tigers has won 10 straight games and won the 3A Division of the Eastern Indiana Conference with a 3-0 record this season. Team suffered its only loss of the year by a 34-20 count at 4A conference rival Franklin County on Sept. 16.
- Team ranks fifth in the state at 47.3 ppg and is outscoring opponents by 28.7 ppg for the year.
- Senior RB Austin Bowling leads the state in rushing (3,016 yards), rushing TD (52 TD) and scoring (312 points, 22.3 ppg) and is third with 215.4 ypg.
- School is 66-36 (.647) all-time in state tournament action.

Football State Tournament History

IHSAA Member School Since: 1908

First Football State Tournament: 1975 (A)

State Champion (2) 1975 (A), 1978 (A)

Runner-Up (2) 1976 (A), 1985 (2A)

State Finals Appearances (5) 1975 (A), 1976 (A), 1978 (A), 1985 (2A), 2016 (3A)

Semi-State Champion (2) 1985 (2A), 2016 (3A)

Regional Champion (5) 1976 (A), 1978 (A), 1984 (2A), 1985 (2A), 2016 (3A)

Sectional Champion (17) 1975 (A), 1976 (A), 1978 (A), 1979 (A), 1980 (A), 1981 (A), 1984 (2A), 1985 (2A), 1986 (2A), 1988 (3A), 1991 (3A), 1992 (3A), 1998 (2A), 1999 (2A), 2005 (2A), 2012 (2A), 2016 (3A)

School's IHSAA State Championship History (2)

Football (2) 1975 (A), 1978 (A)



FW Concordia Lutheran Cadets

Class 3A



| Lt. | Dk. | Name | Gr. | Ht. | Wt. | Position(s) |
|-----|-----|----------------------|-----|------|-----|-------------|
| 1 | 1 | Colton Grahovac | 11 | 5-11 | 165 | WR/DB |
| 2 | 2 | Peter Morrison | 12 | 5-10 | 165 | QB/DB |
| 3 | 3 | Noah Parish | 12 | 6-1 | 170 | WR |
| 4 | 4 | Peterson Kerlegrand | 12 | 5-10 | 180 | RB/DB |
| 5 | 5 | Kayoni Griggs | 11 | 6-0 | 165 | WR/DB |
| 6 | 6 | Andrew Fortmeyer | 11 | 5-9 | 160 | DB |
| 7 | 7 | Andrew Bordner | 12 | 6-3 | 190 | WR/LB |
| 8 | 8 | Nathan Linnemeier | 12 | 5-9 | 160 | WR |
| 9 | 9 | Nicholas Bradley | 12 | 5-10 | 170 | WR/LB |
| 10 | 10 | Bryce Woods | 11 | 5-11 | 150 | WR/DB |
| 11 | 11 | Tysen Chambers | 11 | 6-2 | 185 | WR |
| 12 | 12 | Keaton Koehlinger | 11 | 6-0 | 180 | WR/LB |
| 15 | 15 | Jacob Doerffler | 11 | 6-2 | 140 | QB |
| 16 | 16 | James McGlaston | 12 | 5-7 | 155 | WR |
| 17 | 17 | William Kammeyer | 10 | 5-11 | 180 | QB/LB |
| 20 | 20 | Marcus Morrow | 11 | 5-9 | 155 | RB |
| 21 | 21 | Keontre' Hughes | 12 | 5-10 | 160 | DB |
| 22 | 22 | Trey King | 12 | 5-7 | 140 | DB |
| 24 | 24 | Chad Grover | 11 | 5-8 | 150 | DB |
| 25 | 25 | Joseph Chandler | 10 | 5-8 | 140 | WR/DB |
| 30 | 30 | Nicholas Craddock | 10 | 5-7 | 155 | RB/DB |
| 31 | 31 | Preston Kerlegrand | 11 | 5-8 | 165 | DB |
| 32 | 32 | Alec Quinn | 10 | 5-7 | 150 | WR/DB |
| 33 | 33 | Liam Fletcher | 10 | 6-1 | 165 | WR/DL |
| 34 | 34 | Mark Mallers | 12 | 6-0 | 155 | WR/DB |
| 35 | 35 | Kamari Anderson-Drew | 10 | 6-1 | 160 | WR/DR |
| 40 | 40 | Deo Veon Wriden | 12 | 6-5 | 190 | DL |
| 42 | 42 | Michael Fairfield | 10 | 5-9 | 170 | WR/LB |

| Lt. | Dk. | Name | Gr. | Ht. | Wt. | Position(s) |
|-----|-----|--------------------|-----|------|-----|-------------|
| 44 | 44 | Andrew Travis | 10 | 5-11 | 205 | DL |
| 50 | 50 | Jacob Doll | 11 | 6-2 | 205 | OL/LB |
| 51 | 51 | Nicholas Anderson | 11 | 5-8 | 185 | DL |
| 52 | 52 | Gabriel Vohs | 12 | 5-8 | 150 | OL/LB |
| 53 | 53 | Javier Bailey | 12 | 5-8 | 265 | OL |
| 54 | 54 | Zachary Byrd-Leach | 10 | 6-0 | 185 | OL |
| 56 | 56 | Vershawn Starks | 12 | 6-1 | 285 | OL/DL |
| 57 | 57 | Collin Webb | 12 | 5-10 | 190 | OL |
| 63 | 63 | Treyon Freeman | 11 | 6-0 | 200 | OL/DL |
| 64 | 64 | Mattheos Lee | 11 | 5-9 | 200 | OL/DL |
| 65 | 65 | Andrew Smith | 10 | 5-10 | 305 | DL |
| 67 | 67 | Mark Stafford | 10 | 6-0 | 250 | OL/DL |
| 68 | 68 | Malachi Cowan | 12 | 6-3 | 235 | OL/DL |
| 70 | 70 | Tristan Chambers | 10 | 6-0 | 215 | OL/DL |
| 71 | 71 | Jackson Spires | 10 | 6-0 | 185 | OL |
| 72 | 72 | Kasey Codling | 10 | 6-0 | 215 | DL |
| 73 | 73 | Luke Freigang | 12 | 6-1 | 175 | OL/DL |
| 74 | 74 | Chase Mertz | 12 | 5-7 | 170 | OL/DL |
| 75 | 75 | Lucas Johnson | 10 | 6-6 | 240 | OL |
| 76 | 76 | Wyatt Compton | 10 | 6-2 | 205 | DL |
| 77 | 77 | Nicholas Webb | 12 | 6-4 | 180 | WR |
| 78 | 78 | Andrew Wade | 12 | 5-11 | 145 | WR/DB |
| 80 | 80 | Maxwell Imler | 11 | 6-4 | 155 | WR |
| 81 | 81 | Christian Lucas | 10 | 6-3 | 180 | DL |
| 82 | 82 | Corde' Jones | 12 | 5-10 | 160 | WR/DB |
| 83 | 83 | Theodore Rockrohr | 12 | 6-2 | 175 | K |
| 85 | 85 | Benjamin Henschen | 10 | 5-10 | 160 | WR/DB |
| 91 | 91 | Mason Kaschinske | 10 | 6-2 | 175 | K |

FW Concordia Lutheran Cadets

Class 3A



Team Statistics

| | FW Concordia Lutheran | Opponents |
|--------------------------------|-----------------------|------------|
| Total Points / Points Per Game | 599/42.8 | 281/20.1 |
| First Downs / Per Game | 278 | 184 |
| Rushing Yards / Per Game | 2248/160.6 | 1997/142.6 |
| Passing Yards / Per Game | 3790/270.7 | 1773/126.6 |
| Total Yards / Per Game | 6038/431.3 | 3770/269.3 |
| Fumbles Recovered By | 6 | 10 |
| Intercepted By | 24 | 4 |
| Total Punts / Average | 23/31.6 | 56/32.0 |
| Penalties / Yards | 67/586 | 80/725 |

Individual Statistics

| Scoring | G | TD | 1-Pt. | 2-Pt. | FG | TP | PPG |
|-------------------------|----|----|-------|-------|----|-----|-------|
| 4 Peterson Kerlegrand | 14 | 26 | 0 | 0 | 0 | 156 | 11.14 |
| 34 Mark Mallers | 14 | 24 | 0 | 0 | 0 | 144 | 10.29 |
| 2 Peter Morrison | 14 | 5 | 58 | 0 | 0 | 88 | 6.29 |
| 1 Colton Grahovac | 14 | 10 | 0 | 0 | 0 | 60 | 4.29 |
| 35 Kamari Anderson-Drew | 14 | 7 | 0 | 0 | 0 | 42 | 3.00 |

| Rushing | G | Att. | Yds. | TD | YPG | YPC | Long |
|-----------------------|----|------|------|----|-------|------|------|
| 4 Peterson Kerlegrand | 14 | 183 | 1187 | 23 | 84.8 | 6.49 | - |
| 20 Marcus Morrow | 8 | 67 | 498 | 3 | 62.25 | 7.43 | - |
| 2 Peter Morrison | 14 | 91 | 301 | 5 | 21.5 | 3.31 | - |
| 30 Nick Craddock | 14 | 36 | 203 | 1 | 5.6 | 5.64 | - |
| 34 Mark Mallers | 14 | 9 | 51 | 0 | 5.7 | 5.67 | - |

| Passing | G | Comp. | Att. | Int. | TD | Yds. | YPG |
|--------------------|----|-------|------|------|----|------|-------|
| 2 Peter Morrison | 14 | 227 | 341 | 4 | 46 | 3604 | 257.4 |
| 15 Jacob Doerffler | 14 | 13 | 22 | 1 | 0 | 69 | 4.9 |

| Receiving | G | Rec. | Yds. | TD | YPG | YPC | Long |
|-------------------------|----|------|------|----|------|------|------|
| 34 Mark Mallers | 14 | 61 | 1117 | 24 | 79.8 | 18.3 | - |
| 1 Colton Grahovac | 14 | 64 | 1055 | 9 | 75.4 | 16.5 | - |
| 35 Kamari Anderson-Drew | 14 | 30 | 472 | 7 | 33.7 | 15.7 | - |
| 4 Peterson Kerlegrand | 14 | 24 | 364 | 2 | 15.2 | 15.2 | - |
| 11 Tysen Chambers | 14 | 11 | 177 | 2 | 12.6 | 16.1 | - |

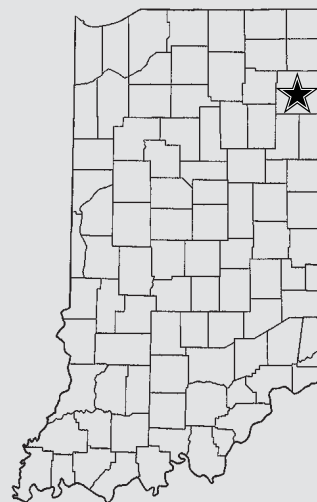
| Defense | G | Tackles | For Loss | Sacks | INT | FF | FR |
|-----------------------|----|---------|----------|-------|-----|----|----|
| 7 Drew Bordner | 14 | 75.5 | 7.5 | 1 | 7 | 2 | 0 |
| 52 Gabe Vohs | 14 | 65 | 9.5 | .5 | 1 | 0 | 1 |
| 21 Keontre Hughes | 14 | 55.5 | 1 | 0 | 0 | 0 | 2 |
| 63 Trey Freeman | 14 | 47 | 21.5 | 6.5 | 0 | 1 | 0 |
| 31 Preston Kerlegrand | 14 | 43 | 0.5 | 0 | 2 | 0 | 1 |
| 4 Peterson Kerlegrand | 14 | 40.5 | 3 | 0 | 2 | 0 | 3 |

State Finals History

First Appearance



Tim Mannigel
Head Coach
32-45 (7th year)
32-45 (7th year overall)



Team Facts

City/Town: Fort Wayne

County: Allen

Head of School: Mychal Thom

Principal: Patrick Frerking

Athletic Director: Dean Doerffler

Asst. Athletic Director: Stephanie Marks

Head Coach: Tim Mannigel

Assistant Coaches: Andy Morris, Mark Koehlinger, John Nommay, Matt Hicks, Seth Bennett, Lance Hoffman, Chris Brune, Jerry Ratzburg, Bruce Kilpatrick, Paul Fluegge, Jacob Scare

Student Managers: Lauren Ratzburg, Layla Jones, Savannah Codling, Keyanna Gaines, Abbey Dunno, Alonna Dixie

Offensive Formation: Spread

Defensive Formation: 4-2-5

Colors: Maroon and White

Conference: Summit Athletic

Enrollment: 789

Last Year's W-L Record: 5-6

Season Results (12-2)

| | | | |
|-------|------------------------|---|-------|
| 8/19 | at F.W. South Side | W | 40-7 |
| 8/26 | Homestead | L | 26-27 |
| 9/02 | at F.W. Snider | L | 21-41 |
| 9/09 | F.W. Bishop Luers | W | 34-16 |
| 9/16 | F.W. Northrop | W | 56-22 |
| 9/23 | at F.W. Bishop Dwenger | W | 28-21 |
| 9/30 | F.W. Wayne | W | 55-32 |
| 10/07 | at Carroll | W | 33-3 |
| 10/14 | at F.W. North Side | W | 42-0 |

Sectional

| | | | |
|-------|----------------------|---|-------|
| 10/21 | Yorktown | W | 54-14 |
| 10/28 | Bellmont | W | 47-7 |
| 11/04 | at F.W. Bishop Luers | W | 45-22 |

Regional

| | | | |
|-------|----------------|---|-------|
| 11/11 | West Lafayette | W | 62-27 |
|-------|----------------|---|-------|

Semi-State

| | | | |
|-------|------------|---|-------|
| 11/18 | at Garrett | W | 56-42 |
|-------|------------|---|-------|

HEAD COACH PROFILE

Name: Tim Mannigel

Age: 42

Spouse's Name: Adrienne Mannigel

Years Married: 7

Children's Names, Ages: Aidan – 11 & Micah - 2

Current Occupation, Employer: Teacher/Coach – Concordia Lutheran High School

No. of Yrs.: 19

If a teacher, what subjects and grades do you teach: AP English Literature – 12th & English Literature – 12th

Education

High School Attended, Year Graduated: Sewerd High School – 1992

College Attended, Year Graduated: Concordia University – Nebraska – 1996

Degree(s) / Major: B.S. – Education & M.ED – Administration - Major – Secondary Education

Athletic Participation

| Sport | High School Years (ie: 1972, 73) | College Years (ie: 1976, 77) |
|--------------|---|---|
| Football | 1988-1992 | --- |
| Basketball | 1988-1992 | --- |
| Baseball | 1988-1992 | --- |

As a high school or college player, have you ever competed in a State or National Championship Event in any sport?

If yes, please give details:

No

Coaching Experience (Football Only)

| | |
|--|-----------|
| Years as Varsity Head Coach at Current School (ie: 5 years): | 7 |
| Actual Years as Varsity Head Coach at Current School (ie: 1996-2000): | 2010-2016 |
| Record as Varsity Head Coach at Current School: | 32-45 |
| Overall Varsity Head Coaching Record: | 32-45 |
| Do you coach any other sports at your school? | No |

Please list below where you've coached during your career starting with your current position:

| School | Head / Asst. | No. of Years (ie: 5) | Actual Years (ie: 1992-present) |
|--------------------------------|---------------------|---------------------------------|--|
| Concordia Lutheran High School | Head Coach | 7 | 2010-2016 |
| Concordia Lutheran High School | Asst. Coach | 12 | 1997-2009 |

Tournament Championships (As the Varsity Head Coach, list years your team won):

| | |
|----------------------------|-------------|
| Sectional: | 2013 & 2016 |
| Regional: | 2016 |
| Semi-State: | 2016 |
| State Championship: | |

Something Interesting About You Personally Or Professionally That People Might Not Know:

Played Captain Jack Ross in a university-wide performance of the drama “A Few Good Men” while in college.

CONCORDIA DEPTH CHART

Offense

| Pos. | No. | Name |
|------|-----|----------------------|
| QB | 2 | Peter Morrison |
| | 15 | Jacob Doerffler |
| RB | 4 | Peterson Kerlegrand |
| | 30 | Nick Craddock |
| WR | 11 | Tysen Chambers |
| | 8 | Nathan Linnemeier |
| WR | 34 | Mark Mallers |
| | 9 | Nick Bradley |
| WR | 7 | Colton Grahovac |
| | 5 | Kayonni Griggs |
| WR | 35 | Kamari Anderson Drew |
| | 3 | Noah Parish |
| OT | 77 | Nick Webb |
| | 75 | Lucas Johnson |
| OT | 63 | Trey Freeman |
| | 78 | Andy Wade |
| C | 56 | Jacob Doll |
| | 72 | Kasey Codling |
| OG | 56 | Vershawn Starks |
| | 52 | Gabe Vohs |
| OG | 70 | Tristan Chambers |
| | 57 | Collin Webb |

Defense

| Pos. | No. | Name |
|------|-----|---------------------|
| DL | 78 | Andy Wade |
| | 33 | Liam Fletcher |
| DL | 63 | Trey Freeman |
| | 53 | Javier Bailey |
| DL | 68 | Malachi Cowan |
| | 74 | Chase Mertz |
| DL | 33 | Liam Fletcher |
| | 83 | Ted Rockrohr |
| LB | 52 | Gabe Vohs |
| | 17 | Will Kammeyer |
| LB | 7 | Drew Bordner |
| | 42 | Michael Fairfield |
| CB | 31 | Preston Kerlegrand |
| | 25 | Joseph Chandler |
| CB | 5 | Kayonni Griggs |
| | 2 | Peter Morrison |
| S | 4 | Peterson Kerlegrand |
| | 1 | Colton Grahovac |
| S | 34 | Mark Mallers |
| | 85 | Ben Henschen |
| S | 21 | Keontre Hughes |
| | 81 | Christian Lucas |

Specialists

| Pos. | No. | Name |
|-----------------|-----|----------------------|
| Punter | 8 | Nathan Linnemeier |
| Placekicker | 2 | Peter Morrison |
| Kickoffs | 2 | Peter Morrison |
| Long Snapper | 22 | Trey King |
| Holder | 7 | Drew Bordner |
| Punt Returns | 34 | Mark Mallers |
| | 35 | Kamari Anderson-Drew |
| Kickoff Returns | 4 | Peterson Kerlegrand |



Lawrenceburg Tigers

Class 3A



| Lt. | Dk. | Name | Gr. | Ht. | Wt. | Position(s) |
|-----|-----|------------------|-----|------|-----|-------------|
| 1 | 1 | Jordan Houze | 12 | 6-1 | 165 | WR/DB |
| 2 | 2 | Kalyb Selmeier | 10 | 5-4 | 125 | WR/DB |
| 3 | 3 | Jacob Hinds | 12 | 5-6 | 139 | WR/DB |
| 6 | 6 | Parker Hahn | 12 | 5-8 | 139 | K |
| 7 | 7 | Mason Parris | 11 | 6-2 | 220 | TE/LB |
| 8 | 8 | Gavin Yoon | 9 | 5-9 | 143 | WR/DB |
| 9 | 9 | Austin Weimer | 10 | 6-0 | 172 | QB/LB |
| 11 | 11 | Dawson Craig | 11 | 6-0 | 195 | WR/DB |
| 12 | 12 | Mitch McCool | 9 | 5-2 | 107 | QB/WR |
| 13 | 13 | Mason Kennedy | 9 | 5-8 | 168 | RB/DB |
| 15 | 15 | Reid Strobl | 12 | 6-1 | 205 | QB/DB |
| 16 | 16 | Marshall Kinnard | 9 | 5-6 | 185 | RB/LB |
| 18 | 18 | Wyatt Thatcher | 9 | 5-9 | 160 | RB/DL |
| 19 | 19 | Jayden Isham | 10 | 6-1 | 146 | WR/DB |
| 20 | 20 | Jalen Parks | 10 | 5-5 | 121 | WR/DB |
| 21 | 21 | Andrew Roth | 9 | 5-9 | 160 | WR/LB |
| 22 | 22 | Kamar Chenault | 9 | 5-11 | 135 | WR/DB |
| 23 | 23 | Ben Murphy | 12 | 6-0 | 150 | WR/DB |
| 24 | 24 | Blake Markland | 9 | 5-7 | 145 | RB/LB |
| 25 | 25 | Brody Denison | 10 | 6-0 | 150 | WR/DB |
| 28 | 28 | Gregory Pruitt | 11 | 5-11 | 150 | WR/DE |
| 29 | 29 | Seth Lampert | 9 | 5-11 | 130 | WR/DB |
| 30 | 30 | Andrew Rennekamp | 9 | 5-8 | 137 | WR/DB |
| 32 | 32 | Jacob Ruberg | 12 | 5-10 | 175 | WR/LB |
| 33 | 33 | Logan Tingle | 10 | 5-11 | 180 | RB/LB |
| 34 | 34 | Jack Fette | 10 | 5-8 | 175 | WR/OLB |
| 35 | 35 | Drew Kent | 12 | 5-9 | 150 | RB/DB |
| 38 | 38 | Savion Partee | 12 | 5-8 | 157 | WR/DB |
| 40 | 40 | Austin Bowling | 12 | 6-0 | 220 | RB/DL |
| 42 | 42 | Jake Schwarz | 9 | 5-4 | 117 | WR/DB |
| 43 | 43 | Hunter Privett | 11 | 5-11 | 200 | RB/LB |
| 44 | 44 | Mason Sauers | 9 | 5-8 | 120 | WR/DB |
| 45 | 45 | Trevor Owens | 12 | 5-9 | 200 | OL/DL |
| 46 | 46 | Logan Hensley | 9 | 5-9 | 150 | RB/LB |

| Lt. | Dk. | Name | Gr. | Ht. | Wt. | Position(s) |
|-----|-----|------------------|-----|------|-----|-------------|
| 48 | 48 | Jack Bradley | 9 | 5-10 | 170 | TE/LB |
| 50 | 50 | Caleb Craft | 12 | 6-1 | 260 | OL/DL |
| 51 | 51 | Eyan Peelman | 11 | 6-2 | 225 | OL/DL |
| 52 | 52 | Devin Ott | 9 | 5-7 | 193 | OL/DL |
| 53 | 53 | Sam Tibbetts | 12 | 5-10 | 189 | OL/DL |
| 54 | 54 | Brogan Blondell | 12 | 5-9 | 151 | OL/DL |
| 55 | 55 | Max Morgan | 9 | 5-7 | 200 | OL/DL |
| 56 | 56 | Mike Westrich | 10 | 5-8 | 180 | OL/DL |
| 57 | 57 | Jason Carroll | 9 | 5-11 | 229 | OL/DL |
| 58 | 58 | Zack Bill | 9 | 5-7 | 135 | OL/LB |
| 59 | 59 | Dalton Collins | 10 | 6-1 | 221 | OL/LB |
| 60 | 60 | Darin Ricketts | 11 | 6-0 | 200 | OL/LB |
| 61 | 61 | Stanley Robinson | 9 | 6-0 | 220 | OL/DL |
| 63 | 63 | Brett Miller | 11 | 5-10 | 220 | OL/DL |
| 67 | 67 | Noah Boyd | 12 | 6-1 | 220 | OL/DL |
| 68 | 68 | Dylan Huddleston | 10 | 5-8 | 155 | OL/DL |
| 69 | 69 | Dylan Jones | 10 | 5-8 | 150 | OL/DL |
| 70 | 70 | Elijah Gannaway | 12 | 5-10 | 241 | OL/DL |
| 71 | 71 | Baylin Heidorn | 10 | 6-4 | 202 | OL/DL |
| 73 | 73 | Sam Thayer | 9 | 5-9 | 180 | OL/LB |
| 74 | 74 | Jonah Rolfes | 11 | 6-1 | 200 | OL/DL |
| 75 | 75 | Ayden Wehmeyer | 9 | 5-10 | 200 | OL/DL |
| 78 | 78 | Cory Quicksall | 12 | 5-10 | 220 | OL/DL |
| 79 | 79 | Daulton Dixon | 9 | 6-0 | 300 | OL/DL |
| 80 | 80 | Justin Mcdole | 9 | 6-0 | 155 | WR/DL |
| 81 | 81 | Peyton Hartman | 9 | 6-1 | 160 | WR/DB |
| 82 | 82 | Taylor Gregory | 12 | 5-6 | 140 | WR/DB |
| 83 | 83 | Micah McMullen | 12 | 6-0 | 165 | WR/DB |
| 85 | 85 | Alex Goffena | 12 | 5-11 | 190 | WR/DB |
| 89 | 89 | Noah Steuer | 11 | 6-1 | 145 | WR/DB |
| 90 | 90 | Tristin Plunkett | 11 | 5-10 | 270 | OL/DL |
| 93 | 93 | Aaron Nerlinger | 12 | 5-11 | 234 | OL/DL |

Lawrenceburg Tigers

Class 3A



Team Statistics

| | Team | Opponents |
|--------------------------------|-------------|-------------|
| Total Points / Points Per Game | 662 / 47.3 | 260 / 18.6 |
| First Downs / Per Game | 246 / 18 | 198 / 14 |
| Rushing Yards / Per Game | 3,906 / 279 | 1,646 / 118 |
| Passing Yards / Per Game | 2,217 / 158 | 1,934 / 138 |
| Total Yards / Per Game | 6,123 / 437 | 3,580 / 256 |
| Fumbles Recovered By | 25 | 10 |
| Intercepted By | 18 | 7 |
| Total Punts / Average | 22 / 36.23 | 39 / 28.2 |
| Penalties / Yards | 9.2 / 81.7 | 6.4 / 66.7 |

Individual Statistics

| Scoring | | G | TD | 1-Pt. | 2-Pt. | FG | TP | PPG |
|---------|----------------|----|----|-------|-------|----|-----|-------|
| 40 | Austin Bowling | 14 | 52 | 0 | 0 | 0 | 312 | 22.28 |
| 6 | Parker Hahn | 14 | 0 | 78 | 0 | 0 | 87 | 6.2 |
| 1 | Jordan Houze | 12 | 11 | 0 | 0 | 0 | 66 | 4.7 |
| 23 | Ben Murphy | 12 | 11 | 0 | 0 | 0 | 66 | 4.7 |
| 7 | Mason Parris | 14 | 6 | 0 | 0 | 0 | 36 | 2.5 |

| Rushing | | G | Att. | Yds. | TD | YPG | YPC | Long |
|---------|----------------|----|------|------|----|--------|-------|------|
| 40 | Austin Bowling | 14 | 359 | 3003 | 52 | 214.50 | 8.36 | 78 |
| 23 | Ben Murphy | 12 | 19 | 288 | 3 | 24.0 | 15.16 | 83 |
| 15 | Reid Strobl | 14 | 62 | 236 | 2 | 16.86 | 3.81 | 48 |
| 7 | Mason Parris | 13 | 14 | 86 | 1 | 6.62 | 6.14 | 19 |
| 85 | Alex Goffena | 11 | 12 | 72 | 1 | 6.55 | 6.0 | 16 |

| Passing | | G | Comp. | Att. | Int. | TD | Yds. | YPG |
|---------|--------------|----|-------|------|------|----|-------|-----|
| 15 | Reid Strobl | 14 | 97 | 153 | 6 | 28 | 2,157 | 154 |
| 1 | Jordan Houze | 12 | 2 | 3 | 0 | 1 | 36 | 3.0 |

| Receiving | | G | Rec. | Yds. | TD | YPG | YPC | Long |
|-----------|---------------|----|------|------|----|-------|-------|------|
| 1 | Jordan Houze | 12 | 31 | 778 | 12 | 64.83 | 25.10 | 77 |
| 23 | Ben Murphy | 12 | 32 | 605 | 8 | 50.42 | 18.91 | 62 |
| 7 | Mason Parris | 13 | 10 | 246 | 3 | 18.92 | 24.60 | 65 |
| 43 | Huner Privett | 9 | 6 | 169 | 1 | 18.78 | 28.17 | 71 |
| 25 | Brody Denison | 11 | 2 | 60 | 1 | 5.45 | 30.00 | 47 |

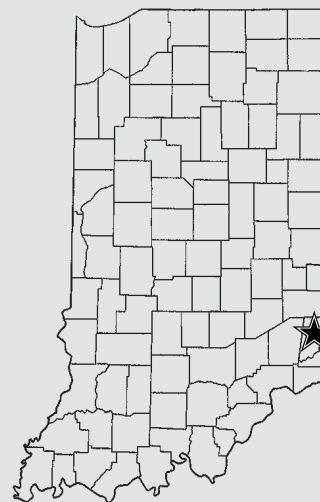
| Defense | | G | Tackles | For Loss | Sacks | INT | FF | FR |
|---------|----------------|----|---------|----------|-------|-----|----|----|
| 7 | Mason Parris | 14 | 180 | 15 | 7 | 3 | 6 | 3 |
| 70 | Eli Gannaway | 14 | 54 | 14 | 5 | 0 | 3 | 0 |
| 53 | Sam Tibbetts | 14 | 52 | 7 | 3 | 0 | 1 | 0 |
| 32 | Jake Ruberg | 14 | 50 | 8 | 1 | 2 | 2 | 0 |
| 74 | Jonah Rolfes | 14 | 47 | 14 | 4 | 0 | 0 | 1 |
| 43 | Hunter Privett | 9 | 36 | 6 | 2 | 0 | 3 | 1 |

State Finals History

State Champion: **(2)** 1975 (A), 1978 (A)
 Runner-Up: **(2)** 1976 (A), 1985 (2A)
 Appearances: **(5)** 1975 (A), 1976 (A), 1978 (A), 1985 (2A), 2016 (3A)



Ryan Knigga
 Head Coach
 50-20 (6th year)
 50-20 (6th year overall)



Team Facts

City/Town: Lawrenceburg
 County: Dearborn
 Superintendent: Karl Galey
 Principal: Bill Snyder
 Athletic Director: Joe Vogelgesang
 Head Coach: Ryan Knigga
 Assistant Coaches: Mike Manford, Mark Kirchgassner, Dave Selmeyer, Jared Leiker, Thom Blondell, Jason Boyd, Brad Seymour, Scott Schwarz, Rodney Weaver, Derek Leiker, Mark Parris, Scottie Ricketts, Mike Lanning
 Student Managers: Bridget Blondell, Trevor Craft, Tyler Schwarz, Jessi Schwarz
 Offensive Formation: Spread
 Defensive Formation: Odd Stack 3-5
 Colors: Orange & Black
 Conference: EIAC
 Enrollment: 620
 Last Year's W-L Record: 7-5

Season Results (13-1)

8/19 at Indian Creek W 42-21
 8/26 Taylor (OH) W 37-3
 9/2 Milan W 68-34
 9/9 Greensburg W 42-21
 9/16 at Franklin County L 20-34
 9/23 at Batesville W 38-6
 9/30 Rushville W 48-22
 10/7 Connersville W 69-6
 10/14 at South Dearborn W 61-6

Sectional

10/21 Indianapolis Manual W 68-6
 10/28 at Indian Creek W 44-21
 11/4 Greensburg W 47-20

Regional

11/11 at Danville W 37-20

Semi-State

11/18 Brownstown W 41-40

HEAD COACH PROFILE

Name: Ryan Knigga

Age: 38

Spouse's Name: Staci Knigga

Years Married: 13

Children's Names, Ages: Noah Knigga (10) Natalie Knigga (10) Twins

Current Occupation, Employer: Lawrenceburg Community Schools

No. of Yrs.: 16

If a teacher, what subjects and grades do you teach: Technology Education & Drivers Education

Education

High School Attended, Year Graduated:

Lawrenceburg High School – 1996

College Attended, Year Graduated:

Indiana State University – 2001

Degree(s) / Major: Technology Education

Athletic Participation

| Sport | High School Years | College Years |
|------------|-------------------|--------------------|
| Football | 1992,93,94,95 | 1996,97,98,99,2000 |
| Basketball | 1992,93,94,95 | |
| Baseball | 1993,93,94,95 | |

As a high school or college player, have you ever competed in a State or National Championship Event in any sport? If yes, please give details:

Coaching Experience (Football Only)

Years as Varsity Head Coach at Current School (ie: 5 years): 6 Years

Actual Years as Varsity Head Coach at Current School (ie: 1996-2000): 6 Years (2011 – Present)

Record as Varsity Head Coach at Current School: 50-20

Overall Varsity Head Coaching Record: 50-20

Do you coach any other sports at your school? Middle School Basketball

Please list below where you've coached during your career starting with your current position:

| School | Head / Asst. | No. of Years | Actual Years |
|--------------|--------------|--------------|--------------|
| Lawrenceburg | Head Coach | 6 | 2011-present |
| Lawrenceburg | Assistant | 1 | 2011 |
| East Central | Assistant | 5 | 2005-2010 |
| Lawrenceburg | Assistant | 4 | 2001-2004 |

Tournament Championships (As the Varsity Head Coach, list years your team won):

Sectional: 2012, 2016

Regional: 2016

Semi-State: 2016

State Championship:

Something Interesting About You Personally Or Professionally That People Might Not Know:

-I am an only child

-I am the father of twins

-My wife and I both received Athletic Scholarships from Indiana State University

DEPTH CHART Please list your two-deeps at each position.

| Offense | | |
|-------------|-----|-----------------|
| Pos. | No. | Name |
| C | #50 | Caleb Craft |
| C | #74 | Jonah Rolfes |
| RG | #78 | Cory Quicksall |
| RG | #57 | Jason Carroll |
| LG | #67 | Noah Boyd |
| LG | #70 | Elijah Gannaway |
| RT | #60 | Darin Ricketts |
| RT | #79 | Dalton Dixon |
| LT | #63 | Brett Miller |
| LT | #51 | Eyan Peelman |
| TE | #7 | Mason Parris |
| TE | #53 | Sam Tibbetts |
| H | #43 | Hunter Privett |
| H | #32 | Jake Ruberg |
| WR | #1 | Jordan Houze |
| WR | #89 | Noah Steuer |
| WR | #23 | Ben Murphy |
| WR | #25 | Brody Denison |
| RB | #40 | Austin Bowling |
| RB | #7 | Mason Parris |
| QB | #15 | Reid Strobl |
| QB | #9 | Austin Weimer |
| Specialists | | |
| Pos. | No. | Name |
| Punter | #1 | Jordan Houze |
| Punter | #6 | Parker Hahn |
| Placekicker | #6 | Parker Hahn |
| Placekicker | #40 | Austin Bowling |
| Kickoffs | #6 | Parker Hahn |
| Kickoffs | #40 | Austin Bowling |

| Long Snapper | #54 | Brogan Blondell |
|-----------------|-----|------------------|
| Long Snapper | #67 | Noah Boyd |
| Holder | #15 | Reid Strobl |
| Holder | #23 | Ben Murphy |
| Punt Returns | #1 | Jordan Houze |
| Punt Returns | #23 | Ben Murphy |
| Kickoff Returns | #40 | Austin Bowling |
| Kickoff Returns | #25 | Brody Denison |
| Defense | | |
| Pos. | No. | Name |
| DE | #74 | Jonah Rolfes |
| DE | #51 | Eyan Peelman |
| NG | #70 | Elijah Gannaway |
| NG | #78 | Cory Quicksall |
| DE | #67 | Noah Boyd |
| DE | #54 | Brogan Blondell |
| LB | #11 | Dawson Craig |
| LB | #30 | Andrew Rennekamp |
| LB | #32 | Jake Ruberg |
| LB | #21 | Andrew Roth |
| LB | #43 | Hunter Privett |
| LB | #60 | Darin Ricketts |
| LB | #53 | Sam Tibbetts |
| LB | #9 | Austin Weimer |
| LB | #7 | Mason Parris |
| LB | #33 | Logan Tingle |
| C | #1 | Jordan Houze |
| C | #38 | Savion Partee |
| C | #23 | Ben Murphy |
| C | #89 | Noah Steuer |
| FS | #19 | Jayden Isham |
| FS | #3 | Jacob Hinds |

HEAD COACH PROFILE

Name: Ryan Knigga

Age: 38

Spouse's Name: Staci Knigga

Years Married: 13

Children's Names, Ages: Noah Knigga (10) Natalie Knigga (10) Twins

Current Occupation, Employer: Lawrenceburg Community Schools

No. of Yrs.: 16

If a teacher, what subjects and grades do you teach: Technology Education & Drivers Education

Education

High School Attended, Year Graduated:

Lawrenceburg High School – 1996

College Attended, Year Graduated:

Indiana State University – 2001

Degree(s) / Major: Technology Education

Athletic Participation

| Sport | High School Years | College Years |
|------------|-------------------|--------------------|
| Football | 1992,93,94,95 | 1996,97,98,99,2000 |
| Basketball | 1992,93,94,95 | |
| Baseball | 1993,93,94,95 | |

As a high school or college player, have you ever competed in a State or National Championship Event in any sport? If yes, please give details:

Coaching Experience (Football Only)

Years as Varsity Head Coach at Current School (ie: 5 years): 6 Years

Actual Years as Varsity Head Coach at Current School (ie: 1996-2000): 6 Years (2011 – Present)

Record as Varsity Head Coach at Current School: 50-20

Overall Varsity Head Coaching Record: 50-20

Do you coach any other sports at your school? Middle School Basketball

Please list below where you've coached during your career starting with your current position:

| School | Head / Asst. | No. of Years | Actual Years |
|--------------|--------------|--------------|--------------|
| Lawrenceburg | Head Coach | 6 | 2011-present |
| Lawrenceburg | Assistant | 1 | 2011 |
| East Central | Assistant | 5 | 2005-2010 |
| Lawrenceburg | Assistant | 4 | 2001-2004 |

Tournament Championships (As the Varsity Head Coach, list years your team won):

Sectional: 2012, 2016

Regional: 2016

Semi-State: 2016

State Championship:

Something Interesting About You Personally Or Professionally That People Might Not Know:

-I am an only child

-I am the father of twins

-My wife and I both received Athletic Scholarships from Indiana State University

CLASS 4A STATE CHAMPIONSHIP NOTABLES

NORTHWOOD PANTHERS (14-0)

Associated Press Poll: #2

IFCA Coaches Poll: #2

- NorthWood competing in its seventh state championship game and first since 2005 3A championship season.
- School aiming for second football state title and third overall.
- Panthers enter Friday's game as one of only four teams in the state with a perfect 14-0 record (also Roncalli, Pioneer, Linton-Stockton).
- This is the second meeting between the two schools on the gridiron with NorthWood falling 14-12 in the 1993 Class 3A state championship game.
- Friday's matchup with top-ranked Roncalli will be second ranked foe NorthWood has faced this tournament. Defeated #4 New Haven 52-28 to win its first regional crown since 2008 on Nov. 11.
- Won the Northern Lakes Conference championship with a 7-0 record this fall.
- Panthers rank 12th in the state in scoring (44.9 ppg) and 20th in margin of victory (26.4 ppg).
- Third year NorthWood coach Nate Andrews is the son of the late Jim Andrews who coached the Panthers to state runner-up finishes in 1980 and 1986.
- Senior QB Trey Bilinski ranks seventh in the state with 3,127 passing yards and 38 TD (240.5 ypg).
- Junior WR Deandre Smart and sophomore WR Bronson Yoder rank among the state leaders with 1,022 (78.6 ypg) and 985 (75.8 ypg) receiving yards, respectively.
- School is 92-33 (.736) all-time in state tournament games.

Football State Tournament History

IHSAA Member School Since: 1969

First Football State Tournament: 1974 (2A)

State Champion (1) 2005 (3A)

Runner-Up (5) 1980 (2A), 1986 (3A), 1993 (3A), 1998 (3A), 2003 (3A)

State Finals Appearances (7) 1980 (2A), 1986 (3A), 1993 (3A), 1998 (3A), 2003 (3A), 2005 (3A), 2016 (4A)

Semi-State Champion (6) 1986 (3A), 1993 (3A), 1998 (3A), 2003 (3A), 2005 (3A), 2016 (4A)

Regional Champion (11) 1980 (2A), 1984 (2A), 1986 (3A), 1993 (3A), 1996 (3A), 1998 (3A), 2000 (3A), 2003 (3A), 2005 (3A), 2008 (3A), 2016 (4A)

Sectional Champion (18) 1980 (2A), 1984 (2A), 1986 (3A), 1987 (3A), 1988 (3A), 1989 (3A), 1993 (3A), 1996 (3A), 1997 (3A), 1998 (3A), 1999 (3A), 2000 (3A), 2001 (3A), 2003 (3A), 2005 (3A), 2008 (3A), 2011 (4A), 2016 (4A)

School's IHSAA State Championship History (2)

Girls Basketball (1) 1999 (3A)

Football (1) 2005 (3A)

RONCALLI REBELS (14-0)

Associated Press Poll: #1

IFCA Coaches Poll: #1

- Top-ranked, undefeated Roncalli returns to a state championship game for the first time in 11 years after appearing in four straight from 2002 to 2005.
- Rebels are one of only five schools to appear in at least 12 state championship games.
- School is 8-3 in state championship games including a 14-12 win over NorthWood in 1993 for the 3A crown. With a victory, Roncalli would become one of five teams with nine or more crowns.
- Team will take on fellow unbeaten NorthWood which is the second consecutive ranked opponent Roncalli has faced this tournament. Took out #7 East Central 24-21 on the road on a 30 yard FG as time expired.
- Head coach Bruce Scifres is in his 27th season at Roncalli and ranks seventh among winningest active coaches with a record of 247-88 (.737).
- Champions of the newly-formed Circle City Conference with a 3-0 record this season.
- With a victory this Friday, Roncalli would play in Class 5A the next two seasons due to the Tournament Success Factor.
- School is 105-27 (.795) all-time in state tournament competition.

Football State Tournament History

IHSAA Member School Since: 1969

First Football State Tournament: 1976 (2A)

State Champion (8) 1985 (3A), 1988 (3A), 1993 (3A), 1994 (3A), 1999 (3A), 2002 (4A), 2003 (4A), 2004 (4A)

Runner-Up (3) 1983 (3A), 1989 (3A), 2005 (4A)

State Finals Appearances (12) 1983 (3A), 1985 (3A), 1988 (3A), 1989 (3A), 1993 (3A), 1994 (3A), 1999 (3A), 2002 (4A), 2003 (4A), 2004 (4A), 2005 (4A), 2016 (4A)

Semi-State Champion (12) 1983 (3A), 1985 (3A), 1988 (3A), 1989 (3A), 1993 (3A), 1994 (3A), 1999 (3A), 2002 (4A), 2003 (4A), 2004 (4A), 2005 (4A), 2016 (4A)

Regional Champion (15) 1983 (3A), 1985 (3A), 1988 (3A), 1989 (3A), 1993 (3A), 1994 (3A), 1995 (3A), 1999 (3A), 2000 (3A), 2002 (4A), 2003 (4A), 2004 (4A), 2005 (4A), 2015 (4A), 2016 (4A)

Sectional Champion (19) 1976 (2A), 1983 (3A), 1984 (3A), 1985 (3A), 1988 (3A), 1989 (3A), 1993 (3A), 1994 (3A), 1995 (3A), 1996 (3A), 1999 (3A), 2000 (3A), 2002 (4A), 2003 (4A), 2004 (4A), 2005 (4A), 2014 (4A), 2015 (4A), 2016 (4A)

School's IHSAA State Championship History (15)

Baseball (1) 2016 (4A)

Football (8) 1985 (3A), 1988 (3A), 1993 (3A), 1994 (3A), 1999 (3A), 2002 (4A), 2003 (4A), 2004 (4A)

Softball (3) 1999 (2A), 2001 (2A), 2011 (3A)

Volleyball (3) 1981, 1998 (3A), 2006 (3A)



Northwood Panthers

Class 4A



| Lt. | Dk. | Name | Gr. | Ht. | Wt. | Position(s) |
|-----|-----|-------------------|-----|------|-----|-------------|
| 2 | 2 | Brock Flickinger | 9 | 5-6 | 131 | QB/DB |
| 3 | 3 | Trey Bilinski | 12 | 6-4 | 194 | QB/DB |
| 4 | 4 | Jacob Chupp | 11 | 5-5 | 159 | RB/LB |
| 5 | 5 | DeAndre Smart | 11 | 6-2 | 171 | WR/DB |
| 7 | 7 | Jaden Miller | 9 | 5-8 | 166 | RB/DB |
| 8 | 8 | Landen Gessinger | 11 | 5-10 | 160 | WR/DB |
| 9 | 9 | Bronson Yoder | 10 | 5-11 | 177 | WR/DB |
| 10 | 10 | Alex Mullins | 11 | 5-5 | 165 | RB/LB |
| 11 | 11 | Drew Minnich | 12 | 5-11 | 193 | TE/LB |
| 17 | 17 | Jason Borkholder | 9 | 6-2 | 167 | WR/LB |
| 20 | 20 | Mason Feenstra | 12 | 5-11 | 167 | WR/DB |
| 21 | 21 | Ethan Miller | 10 | 5-7 | 170 | RB/DB |
| 22 | 22 | Garrett Griffin | 12 | 6-0 | 167 | RB/DB |
| 23 | 23 | Kyler Hauptli | 10 | 5-8 | 164 | QB/DB |
| 24 | 24 | Nic Bontrager | 10 | 5-11 | 168 | TE/LB |
| 25 | 25 | Veshon Malone | 9 | 5-9 | 165 | RB/LB |
| 26 | 26 | Brayton Yoder | 11 | 5-9 | 176 | RB/DB |
| 27 | 27 | Jake Stump | 12 | 6-3 | 202 | TE/LB |
| 28 | 28 | Spencer Brubacher | 11 | 5-9 | 143 | RB/LB |
| 29 | 29 | Griffin Robinette | 11 | 5-9 | 140 | RB/LB |
| 30 | 30 | Chandler Martz | 11 | 5-8 | 144 | RB/LB |
| 31 | 31 | Evan Bonne | 11 | 5-8 | 171 | RB/LB |
| 32 | 32 | Jarrett Spahr | 11 | 5-10 | 166 | RB/LB |
| 33 | 33 | Lane Flowers | 11 | 5-8 | 143 | RB/DL |
| 34 | 34 | Payton Bear | 11 | 6-0 | 201 | RB/LB |
| 35 | 35 | Conner Yoder | 12 | 5-10 | 165 | RB/LB |
| 40 | 40 | Jake Lone | 9 | 6-0 | 165 | TE/LB |
| 41 | 41 | Michael Leonard | 12 | 5-9 | 215 | RB/DL |
| 42 | 42 | Ethan Hochstetler | 11 | 5-9 | 155 | TE/LB |
| 44 | 44 | Dylan Brugh | 12 | 5-6 | 169 | TE/DL |
| 47 | 47 | Will Ingle | 11 | 5-4 | 211 | RB/DL |

| Lt. | Dk. | Name | Gr. | Ht. | Wt. | Position(s) |
|-----|-----|--------------------|-----|------|-----|-------------|
| 48 | 48 | Kyle Yoder | 12 | 6-0 | 175 | TE/LB |
| 50 | 50 | Braden Mikel | 10 | 5-10 | 172 | OL/LB |
| 51 | 51 | Zachery Miller | 9 | 5-9 | 191 | OL/DL |
| 52 | 52 | Lorenzo Rocha | 12 | 6-0 | 236 | OL/DL |
| 53 | 53 | Noah Alexander | 10 | 5-3 | 153 | OL/LB |
| 54 | 54 | Cameron Lentine | 11 | 5-9 | 228 | OL/DL |
| 55 | 55 | Jon Nelson | 11 | 6-1 | 165 | OL/DL |
| 56 | 56 | Lennix Yates | 10 | 5-5 | 193 | OL/DL |
| 57 | 57 | Dylan Miller | 11 | 5-10 | 287 | OL/DL |
| 58 | 58 | Cannon Yates | 11 | 5-6 | 255 | OL/DL |
| 59 | 59 | Cooper Middaugh | 11 | 5-9 | 203 | OL/DL |
| 60 | 60 | Garrett Anglemeyer | 9 | 5-9 | 208 | OL/DL |
| 61 | 61 | Sergio Vargas | 12 | 5-5 | 184 | OL/LB |
| 62 | 62 | Caleb Newcomer | 12 | 6-3 | 247 | OL/DL |
| 63 | 63 | Bailey Coleman | 12 | 5-9 | 213 | OL/DL |
| 64 | 64 | Joshua Miller | 10 | 6-0 | 187 | OL/DL |
| 65 | 65 | Trevor Tuttle | 9 | 5-8 | 160 | OL |
| 67 | 67 | Andrew Miller | 12 | 5-11 | 249 | OL/DL |
| 68 | 68 | Bailey Peachey | 11 | 5-6 | 189 | OL/DL |
| 70 | 70 | Dylan Mangel | 12 | 5-9 | 370 | OL/DL |
| 71 | 71 | Micah Lehman | 11 | 6-1 | 244 | OL/DL |
| 72 | 72 | Reese Dudzinski | 10 | 6-2 | 188 | OL/DL |
| 74 | 74 | Cooper Davis | 9 | 5-10 | 170 | OL |
| 76 | 76 | Jacob Wilson | 9 | 5-9 | 200 | OL |
| 78 | 78 | Drew Bradford | 10 | 6-1 | 231 | OL/DL |
| 80 | 80 | Skyler Duerksen | 9 | 5-10 | 130 | WR/K |
| 84 | 84 | Zane Kidder | 12 | 6-1 | 206 | OL/DL |
| 86 | 86 | Adler Chamberlin | 11 | 6-0 | 158 | K |
| 87 | 87 | Kyle Luster | 10 | 5-9 | 149 | K |
| 88 | 88 | Brock Lehman | 10 | 5-8 | 140 | WR/DB |
| 89 | 89 | Dustin Bingham | 10 | 6-0 | 165 | WR/DB |

Northwood Panthers

Class 4A



Team Statistics

| | Team | Opponents |
|--------------------------------|------------|------------|
| Total Points / Points Per Game | 629/44.9 | 259/18.5 |
| First Downs / Per Game | 249/18 | 176/13 |
| Rushing Yards / Per Game | 3637/259.7 | 2260/161.4 |
| Passing Yards / Per Game | 3200/228.6 | 1976/141.1 |
| Total Yards / Per Game | 6676/476.9 | 3901/278.6 |
| Fumbles Recovered By | 17/8 | 25/12 |
| Intercepted By | 5 | 15 |
| Total Punts / Average | 27/937 | 49/1753 |
| Penalties / Yards | 101/1064 | 90/756 |



Individual Statistics

| Scoring | G | TD | 1-Pt. | 2-Pt. | FG | TP | PPG |
|--------------------|----|----|-------|-------|----|-----|------|
| 9 Bronson Yoder | 14 | 20 | 0 | 21 | 0 | 162 | 11.6 |
| 26 Brayton Yoder | 14 | 16 | 0 | 5 | 0 | 112 | 8.0 |
| 5 DeAndre Smart | 14 | 15 | 0 | 3 | 0 | 96 | 6.9 |
| 8 Landen Gessinger | 14 | 10 | 0 | 0 | 0 | 60 | 6.0 |
| 34 Payton Bear | 14 | 2 | 0 | 5 | 0 | 58 | 4.1 |

| Rushing | G | Att. | Yds. | TD | YPG | YPC | Long |
|--------------------|----|------|------|----|------|-----|------|
| 26 Brayton Yoder | 14 | 146 | 1302 | 14 | 93 | 8.8 | 60 |
| 9 Bronson Yoder | 14 | 163 | 870 | 11 | 62.3 | 5.1 | 43 |
| 34 Payton Bear | 14 | 109 | 656 | 6 | 46.9 | 6.0 | 63 |
| 3 Trey Bilinski | 14 | 66 | 388 | 6 | 27.7 | 4.9 | 54 |
| 8 Landen Gessinger | 14 | 30 | 223 | 4 | 15.9 | 7.4 | 31 |

| Passing | G | Comp. | Att. | Int. | TD | Yds. | YPG |
|-----------------|----|-------|------|------|----|------|-------|
| 3 Trey Bilinski | 14 | 194 | 329 | 5 | 39 | 3183 | 227.4 |

| Receiving | G | Rec. | Yds. | TD | YPG | YPC | Long |
|--------------------|----|------|------|----|------|------|------|
| 5 DeAndre Smart | 14 | 57 | 1036 | 15 | 74.0 | 18.2 | 79 |
| 9 Bronson Yoder | 14 | 52 | 1008 | 9 | 72.0 | 19.4 | 89 |
| 8 Landen Gessinger | 14 | 34 | 433 | 6 | 30.9 | 12.7 | 45 |
| 11 Drew Minnich | 14 | 27 | 402 | 6 | 28.7 | 14.9 | 51 |
| 34 Payton Bear | 14 | 15 | 174 | 2 | 12.4 | 11.6 | 24 |

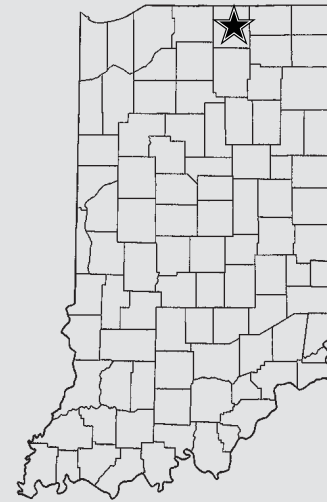
| Defense | G | Tackles | For Loss | Sacks | INT | FF | FR |
|-----------------|----|---------|----------|-------|-----|----|----|
| 11 Drew Minnich | 14 | 118 | 15 | 4 | 3 | 0 | 1 |
| 9 Bronson Yoder | 14 | 83 | 3 | 1 | 3 | 0 | 0 |
| 4 Jacob Chupp | 14 | 80 | 7 | 3.5 | 1 | 0 | 2 |
| 47 Will Ingle | 14 | 80 | 14 | 0.5 | 0 | 0 | 2 |
| 34 Payton Bear | 14 | 76 | 8 | 3.5 | 0 | 0 | 1 |
| 44 Dylan Brugh | 14 | 71 | 14 | 3.5 | 0 | 0 | 0 |

State Finals History

State Champion: **(1)** 2005 (3A)
 Runner-Up: **(5)** 1980 (2A), 1986 (3A), 1993 (3A), 1998 (3A), 2003 (3A)
 Appearances: **(7)** 1980 (2A), 1986 (3A), 1993 (3A), 1998 (3A), 2003 (3A), 2005 (3A), 2016 (4A)



Nate Andrews
 Head Coach
 28-9 (3rd year)
 68-48 (10th year overall)



Team Facts

City/Town: Nappanee
 County: Elkhart
 Superintendent: Joe Sabo
 Principal: David Mangel
 Athletic Director: Norm Sellers
 Head Coach: Nate Andrews
 Assistant Coaches: Willy Will, Dave Wilson, Boonie Booher, Patrick Thompson, Doug Odiorne, Jon Andrews, Michael Furfaro, Kyle Stickley, Amos Frye, Scott Mikel
 Student Managers: McGwire Nickerson, Tony Braden
 Offensive Formation: Power spread
 Defensive Formation: Multiple
 Colors: Black/ Scarlet Red
 Conference: Northern Lakes
 Enrollment: 892
 Last Year's W-L Record: 8-4

Season Results (14-0)

8/19 at Jimtown W 46-30
 8/26 at Fairfield W 54-6
 9/2 Concord W 50-32
 9/9 at Goshen W 35-12
 9/16 at Wawasee W 53-30
 9/23 Northridge W 14-0
 9/30 Elkhart Memorial W 52-21
 10/7 Warsaw W 61-24
 10/14 at Plymouth W 43-12

Sectional

10/21 Columbia City W 52-13
 10/28 Northridge W 44-13
 11/4 at East Noble W 52-24

Regional

11/11 New Haven W 52-28

Semi-State

11/18 at Lowell W 21-14

HEAD COACH PROFILE

Name: Nate Andrews

Age:39

Spouse's Name: Kati

Years Married: 9

Children's Names, Ages: Viviana-7, Cooper-4, Porter-6 months

Current Occupation, Employer: Wane Community Schools

No. of Yrs.:3

If a teacher, what subjects and grades do you teach: Physical Education

Education

High School Attended, Year Graduated: NorthWood High School 1996

College Attended, Year Graduated: Ball State 2001

Degree(s) / Major: Bachelors in Education

Athletic Participation

| Sport | High School Years | College Years |
|-------|-------------------|------------------|
| | Football 93-96 | Football 96-2000 |
| | Wrestling 93-96 | |

As a high school or college player, have you ever competed in a State or National Championship Event in any sport? If yes, please give details:

Nate was a state finalist in 94-95-96 and Nate was a state champion wrestler 1996 @ 171 lbs.

Nate was a member of the state finalist football team in 1993.

Nate was a state finalist in boys track in the 300 hurdles – 100 m dash & 4x100 relay

Coaching Experience (Football Only)

Years as Varsity Head Coach at Current School (ie: 5 years): 3

Actual Years as Varsity Head Coach at Current School : 2014-2015-2016

Record as Varsity Head Coach at Current School: 28-9

Overall Varsity Head Coaching Record: 68-48

Do you coach any other sports at your school? No

Please list below where you've coached during your career starting with your current position:

| School | Head / Asst. | No. of Years | Actual Years |
|------------|--------------|--------------|--------------|
| NorthWood | Head | 3 | 3 |
| Western | Head | 2 | 2 |
| Lapel | Head | 5 | 5 |
| Zionsville | Assistant | 6 | 6 |

Tournament Championships (As the Varsity Head Coach, list years your team won):

Sectional: 2008 (Lapel)

Regional:

Semi-State:

State Championship:

NORTHWOOD DEPTH CHART

DEFENSE

| POS | # | 1 | # | 2 |
|-----|----|-----------------|----|-------------------|
| E | 67 | Andrew Miller | 71 | Micah Lehman |
| N | 57 | William Ingle | 70 | Dylan Mangel |
| E | 44 | Dylan Brugh | 62 | Caleb Newcomer |
| D | 27 | Jacob Stump | 17 | Jason Borkholder |
| SLB | 11 | Drew Minnich | 24 | Nic Bontrager |
| MLB | 4 | Jacob Chupp | 50 | Braden Mikel |
| WLB | 34 | Payton Bear | 53 | Noah Alexander |
| R | 22 | Garrett Griffin | 42 | Ethan Hochstetler |
| C | 5 | DeAndre Smart | 3 | Trey Bilinski |
| A | 9 | Bronson Yoder | 25 | Veshon Malone |
| C | 26 | Brayton Yoder | 8 | Landen Gessinger |
| PK | 87 | Kyle Luster | 86 | Adler Chamberlin |
| H | 3 | Trey Bilinski | 8 | Landen Gessinger |
| P | 9 | Bronson Yoder | 3 | Trey Bilinski |
| KO | 87 | Kyle Luster | 86 | Adler Chamberlin |

OFFENSE

| POS | # | 1 | # | 2 |
|-----|----|------------------|----|------------------|
| QB | 3 | Trey Bilinski | 8 | Landen Gessinger |
| F | 34 | Payton Bear | 26 | Brayton Yoder |
| TE | 11 | Drew Minnich | 84 | Zake Kidder |
| WR | 5 | DeAndre Smart | 17 | Jason Borkholder |
| WR | 8 | Landen Gessinger | 80 | Skyler Duerksen |
| WR | 9 | Bronson Yoder | 4 | Jacob Chupp |
| RT | 71 | Micah Lehman | 72 | Reece Dudzinski |
| RG | 67 | Andrew Miller | 59 | Cooper Middaugh |
| C | 57 | Dylan Miller | 58 | Cannon Yates |
| LG | 52 | Lorenzo Rocha | 68 | Bailey Peachey |
| LT | 62 | Caleb Newcomer | 64 | Josh Miller |
| KR | 26 | Brayton Yoder | 9 | Bronson Yoder |
| PR | 8 | Landen Gessinger | 11 | Drew Minnich |
| LS | 11 | Drew Minnich | 57 | William Ingle |

Specialists

| Pos. | No. | Name |
|-----------------|-----|------------------|
| Punter | 9 | Bronson Yoder |
| Placekicker | 86 | Adler Chamberlin |
| Kickoffs | 87 | Kyle Luster |
| Long Snapper | 11 | Drew Minnich |
| Holder | 3 | Trey Bilinski |
| Punt Returns | 11 | Drew Minnich |
| Kickoff Returns | 26 | Brayton Yoder |



Roncalli Rebels

Class 4A



| Lt. | Dk. | Name | Gr. | Ht. | Wt. | Position(s) | Lt. | Dk. | Name | Gr. | Ht. | Wt. | Position(s) |
|-----|-----|------------------|-----|------|-----|-------------|-----|-----|----------------------|-----|------|-----|-------------|
| 1 | 1 | Nick Fischer | 12 | 5-7 | 142 | WR/DB | 47 | 47 | Tom Hodge | 10 | 5-11 | 211 | RB/LB |
| 2 | 2 | Michael Dill | 11 | 5-10 | 152 | WR/LB | 48 | 48 | Cade Morgan | 11 | 6-2 | 182 | TE/LB |
| 3 | 3 | Tyler Swiezy | 12 | 5-10 | 143 | WR/DB | 49 | 49 | Christian Bueggemann | 12 | 5-11 | 200 | RB/LB |
| 4 | 4 | Pete Baker | 11 | 5-8 | 152 | WR/DB | 49 | 49 | Jacob West | 10 | 5-11 | 182 | RB/LB |
| 5 | 5 | Murphy McManama | 11 | 6-1 | 176 | WR/DB | 50 | 50 | Nate Comley | 11 | 6-0 | 206 | OL/DL |
| 6 | 6 | Chris Teney | 12 | 6-2 | 173 | WR/LB | 51 | 51 | Demarcus Smith | 11 | 6-2 | 185 | RB/DL |
| 7 | 7 | Hayden Moran | 11 | 6-3 | 170 | WR/DB | 52 | 52 | Ben Walesky | 12 | 5-10 | 247 | OL/DL |
| 8 | 8 | Cameron Fath | 11 | 5-9 | 153 | WR/DB | 53 | 53 | Nolan Hoffman | 10 | 5'10 | 184 | OL/LB |
| 9 | 9 | Zane Wagner | 12 | 5-9 | 201 | RB/DL | 54 | 54 | Josh Vannoy | 10 | 6-0 | 179 | OL/DL |
| 10 | 10 | Patrick Sandler | 12 | 5-11 | 164 | K/P | 55 | 55 | Jerzy Pawlak | 10 | 6-1 | 195 | OL/DL |
| 11 | 11 | Derek O'Connor | 12 | 6-3 | 176 | QB/DB | 56 | 56 | Christopher Norris | 10 | 6-1 | 169 | OL/DL |
| 12 | 12 | Conner Gore | 11 | 5-11 | 161 | QB/DB | 58 | 58 | Paul Agresta | 12 | 5-11 | 270 | OL/DL |
| 13 | 13 | Luke Tippett | 11 | 6-2 | 182 | TE/LB | 59 | 59 | Max Foster | 11 | 6-4 | 215 | OL/DL |
| 14 | 14 | Alex Kuntz | 12 | 6-1 | 173 | QB/DB | 61 | 61 | Simon Dias | 10 | 5-9 | 217 | OL/DL |
| 15 | 15 | Matthew Gaskill | 10 | 5-10 | 140 | WR/LB | 63 | 63 | Clayton Schura | 10 | 6-0 | 247 | OL/DL |
| 15 | 15 | Gabe Otley | 12 | 6-1 | 184 | WR/DB | 64 | 64 | Tyler Muse | 10 | 6-2 | 183 | OL/DL |
| 16 | 16 | Jacob Luedeman | 11 | 6-1 | 163 | WR/DB | 65 | 65 | Andrew Shelby | 11 | 6-1 | 253 | OL/DL |
| 17 | 17 | Kurt Cunningham | 12 | 5-9 | 170 | WR/DB | 66 | 66 | Luke Keller | 11 | 5-9 | 319 | OL/DL |
| 18 | 18 | Ethan Newett | 11 | 6-0 | 175 | WR/DB | 67 | 67 | Christian Walker | 11 | 6-1 | 215 | OL/DL |
| 19 | 19 | Alex Volk | 10 | 6-1 | 164 | QB/DB | 68 | 68 | Michael Cento | 11 | 6-0 | 230 | OL/LB |
| 20 | 20 | Sammy Matis | 12 | 6-2 | 161 | WR/DB | 70 | 70 | Marc Roland | 12 | 6-4 | 260 | OL/DL |
| 21 | 21 | Nate Fischer | 12 | 5-11 | 160 | RB/LB | 71 | 71 | Nate O'Mara | 11 | 6-3 | 278 | OL/DL |
| 21 | 21 | Logan Rohrman | 10 | 5-9 | 141 | RB/DB | 72 | 72 | Will English | 12 | 6-3 | 252 | OL/DL |
| 22 | 22 | Dylan Williams | 11 | 6-1 | 172 | WR/DB | 73 | 73 | Connor DeMoss | 10 | 6-5 | 253 | OL/DL |
| 23 | 23 | Hunter Miller | 11 | 5-8 | 139 | RB/LB | 74 | 74 | Joe Mullin | 10 | 6-1 | 222 | OL/DL |
| 24 | 24 | Andrew Lockard | 10 | 5-11 | 159 | RB/DB | 75 | 75 | Robbie Butts | 10 | 5-11 | 203 | OL/DL |
| 25 | 25 | Josh Swan | 12 | 6-0 | 182 | WR/DB | 76 | 76 | Josh Fryar | 9 | 6-5 | 255 | OL |
| 25 | 25 | Eric West | 10 | 5-8 | 138 | WR/DB | 77 | 77 | Dominic Clouse | 11 | 6-4 | 330 | OL/DL |
| 26 | 26 | Patrick McManama | 11 | 6-1 | 188 | RB/DB | 78 | 78 | Guerin Wilkerson | 11 | 5-10 | 219 | OL/DL |
| 27 | 27 | Will Allen | 11 | 5-9 | 165 | WR/DB | 79 | 79 | Sean Hornek | 11 | 6-0 | 260 | OL/DL |
| 28 | 28 | Kenny Gillum | 12 | 6-1 | 195 | RB/LB | 80 | 80 | Nick Johnson | 10 | 6-0 | 151 | WR/DB |
| 28 | 28 | Garett Huelskamp | 10 | 5-9 | 173 | WR/DB | 81 | 81 | Jacob Fryar | 12 | 6-3 | 245 | TE/DL |
| 29 | 29 | Luke Parrett | 11 | 5-11 | 162 | WR/DB | 82 | 82 | Brandon White | 10 | 5-10 | 138 | WR/DB |
| 30 | 30 | Sam Sedgwick | 11 | 6- | 166 | RB/DB | 83 | 83 | Dylan Lewis | 10 | 6-0 | 160 | WR/DB |
| 31 | 31 | Michael Otley | 12 | 5-11 | 163 | RB/DB | 84 | 84 | Aidan Parker | 12 | 6-3 | 193 | WR/LB |
| 31 | 31 | Max Quebe | 10 | 5-2 | 135 | WR/DL | 85 | 85 | Luke Smock | 12 | 6-2 | 164 | WR/DB |
| 32 | 32 | Mark Cobb | 11 | 5-11 | 148 | RB/DB | 86 | 86 | Nick Parrett | 12 | 6-0 | 160 | WR/DB |
| 33 | 33 | Grant Utley | 11 | 5-10 | 144 | WR/DB | 87 | 87 | Antonio Saylor | 10 | 5-11 | 154 | WR/DB |
| 34 | 34 | Jackson Annee | 11 | 6-0 | 150 | WR/DB | 88 | 88 | Patrick Cherry | 10 | 5-11 | 146 | WR/DB |
| 35 | 35 | Luke Dill | 10 | 5-9 | 142 | WR/DB | 89 | 89 | Devin Edwards | 10 | 6-1 | 201 | TE/DL |
| 36 | 36 | Luke Hanley | 11 | 5-8 | 188 | RB/LB | 90 | 90 | Will King | 10 | 6-1 | 170 | TE/DL |
| 37 | 37 | Jones Asher | 11 | 6-3 | 207 | TE/LB | 91 | 91 | Austin Johnson | 10 | 5-11 | 141 | WR/DB |
| 38 | 38 | Sam Peats | 10 | 5-11 | 147 | WR/DB | 92 | 92 | Tommy Hansen | 10 | 5-8 | 178 | RB/LB |
| 40 | 40 | Gavin Snyder | 10 | 6-9 | 158 | RB/DB | 93 | 93 | Ethan Lockard | 10 | 6-0 | 198 | TE/DL |
| 41 | 41 | Alex Martinez | 12 | 6-9 | 199 | LB/RB | 94 | 94 | Peter Kim | 12 | 5-8 | 169 | K/P |
| 42 | 42 | Jack Baker | 11 | 6-10 | 171 | TE/LB | 95 | 95 | Connor Kuntz | 10 | 6-1 | 154 | TE/LB |
| 43 | 43 | Matthew Waugh | 10 | 6-10 | 148 | RB/LB | 96 | 96 | Conley Jones | 11 | 6-0 | 238 | TE/DL |
| 44 | 44 | Tony Schott | 11 | 6-3 | 190 | TE/LB | 97 | 97 | John Harris | 10 | 6-3 | 221 | TE/DL |
| 45 | 45 | Brandon Berger | 10 | 6-3 | 178 | RB/LB | 98 | 98 | Drew Strader | 10 | 6-2 | 211 | TE/DL |
| 46 | 46 | Elijah Mahan | 10 | 5-10 | 162 | RB/DB | 99 | 99 | Merrick Strykowski | 11 | 6-0 | 150 | K/P |

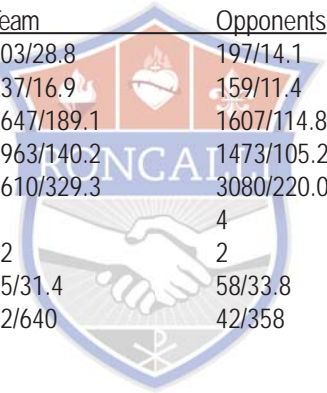
Roncalli Rebels

Class 4A



Team Statistics

| | Team | Opponents |
|--------------------------------|------------|------------|
| Total Points / Points Per Game | 403/28.8 | 197/14.1 |
| First Downs / Per Game | 237/16.9 | 159/11.4 |
| Rushing Yards / Per Game | 2647/189.1 | 1607/114.8 |
| Passing Yards / Per Game | 1963/140.2 | 1473/105.2 |
| Total Yards / Per Game | 4610/329.3 | 3080/220.0 |
| Fumbles Recovered By | 5 | 4 |
| Intercepted By | 12 | 2 |
| Total Punts / Average | 35/31.4 | 58/33.8 |
| Penalties / Yards | 82/640 | 42/358 |



Individual Statistics

| Scoring | G | TD | 1-Pt. | 2-Pt. | FG | TP | PPG |
|---------------------|----|----|-------|-------|----|-----|-----|
| 28 Kenny Gillum | 12 | 19 | 0 | 0 | 0 | 114 | 9.5 |
| 10 Patrick Sandler | 14 | 0 | 47 | 0 | 7 | 68 | 4.9 |
| 26 Patrick McManama | 14 | 10 | 0 | 0 | 0 | 60 | 4.3 |
| 11 Derek O'Connor | 14 | 8 | 0 | 1 | 0 | 50 | 3.6 |
| 16 Jacob Luedeman | 14 | 5 | 0 | 0 | 0 | 30 | 2.1 |

| Rushing | G | Att. | Yds. | TD | YPG | YPC | Long |
|---------------------|----|------|------|----|-------|-----|------|
| 28 Kenny Gillum | 12 | 190 | 1212 | 17 | 101.0 | 6.4 | 52 |
| 26 Patrick McManama | 14 | 120 | 751 | 10 | 53.6 | 6.3 | 32 |
| 11 Derek O'Connor | 14 | 143 | 520 | 7 | 37.1 | 3.6 | 51 |
| 1 Nate Fischer | 14 | 38 | 125 | 0 | 8.9 | 3.3 | 10 |
| 23 Hunter Miller | 5 | 13 | 41 | 0 | 8.2 | 3.2 | 10 |

| Passing | G | Comp. | Att. | Int. | TD | Yds. | YPG |
|-------------------|----|-------|------|------|----|------|-------|
| 11 Derek O'Connor | 14 | 148 | 212 | 2 | 17 | 1850 | 132.1 |
| 12 Conner Gore | 9 | 12 | 25 | 0 | 1 | 102 | 11.3 |
| 19 Alex Volk | 2 | 1 | 1 | 0 | 0 | 11 | 5.5 |

| Receiving | G | Rec. | Yds. | TD | YPG | YPC | Long |
|-------------------|----|------|------|----|------|------|------|
| 16 Jacob Luedeman | 14 | 35 | 541 | 5 | 38.6 | 15.5 | 71 |
| 85 Luke Smock | 14 | 34 | 484 | 3 | 34.6 | 14.2 | 46 |
| 1 Nate Fischer | 14 | 13 | 154 | 1 | 11.0 | 11.8 | 42 |
| 81 Jacob Fryar | 14 | 14 | 142 | 2 | 10.1 | 10.1 | 31 |
| 84 Aidan Parker | 14 | 18 | 133 | 1 | 9.5 | 7.4 | 15 |

| Defense | G | Tackles | For Loss | Sacks | INT | FF | FR |
|--------------------------|----|---------|----------|-------|-----|----|----|
| 48 Cade Morgan | 14 | 141 | 4 | 4.5 | 0 | 2 | 0 |
| 49 Christian Brueggemann | 14 | 100 | 1 | 3 | 0 | 0 | 1 |
| 25 Josh Swan | 14 | 67 | 6 | 1 | 2 | 1 | 1 |
| 14 Alex Kuntz | 14 | 63 | 3 | 0 | 3 | 0 | 0 |
| 37 Jones Asher | 14 | 54 | 2 | 5 | 0 | 1 | 1 |
| 6 Chris Teney | 14 | 51 | 3 | 0 | 0 | 0 | 0 |

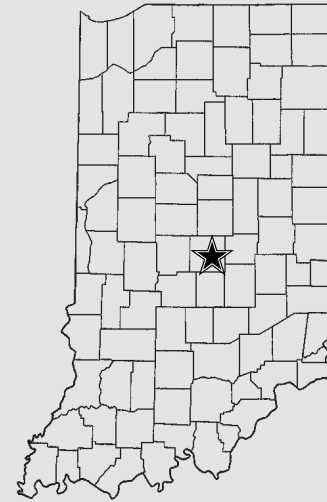
State Finals History

State Champion: **(8)** 1985 (3A), 1988 (3A), 1993 (3A), 1994 (3A), 1999 (3A), 2002 (4A), 2003 (4A), 2004 (4A)

Runner-Up: **(3)** 1983 (3A), 1989 (3A), 2005 (4A)
 Appearances: **(12)** 1983 (3A), 1985 (3A), 1988 (3A), 1989 (3A), 1993 (3A), 1994 (3A), 1999 (3A), 2002 (4A), 2003 (4A), 2004 (4A), 2005 (4A), 2016 (4A)



Bruce Scifres
 Head Coach
 247-88 (27th year)
 247-88 (27th year overall)



Team Facts

City/Town: Indianapolis
 County: Marion
 Superintendent: Gina Fleming
 Principal: Chuck Weisenbach
 Athletic Director: David Lauck
 Head Coach: Bruce Scifres
 Assistant Coaches: Scott Marsh, Chris Strykowski, Chris Belch, David Burton, Jeff Fryar, Vince Guerrini, Justin Hornek, Dan Lauck, Sam Otley, Tim Puntarelli, Luke Scifres, Aaron Strader
 Student Managers: Devon Belcher, Aleksey Oehrle, Casey Donovan
 Offensive Formation: Power Spread
 Defensive Formation: 3-4
 Colors: Red, White, and Blue
 Conference: Circle City
 Enrollment: 1,188
 Last Year's W-L Record: 9-5

Season Results (14-0)

| | | | |
|-------------------|--------------------------|---|-------|
| 8/19 | at Southport | W | 25-21 |
| 8/26 | Franklin Central | W | 22-14 |
| 9/2 | Indpls. Bishop Chatard | W | 21-14 |
| 9/9 | at Plainfield | W | 7-0 |
| 9/16 | Indpls. Seccina Memorial | W | 31-6 |
| 9/23 | at Brebeuf Jesuit | W | 14-6 |
| 9/30 | Martinsville | W | 35-9 |
| 10/7 | Decatur Central | W | 43-25 |
| 10/14 | at Guerin Catholic | W | 28-21 |
| Sectional | | | |
| 10/21 | Northview | W | 35-14 |
| 10/28 | at Lebanon | W | 34-33 |
| 11/4 | at Greenwood | W | 42-6 |
| Regional | | | |
| 11/11 | Delta | W | 42-7 |
| Semi-State | | | |
| 11/18 | at East Central | W | 24-21 |

HEAD COACH PROFILE

Name: Bruce Scifres

Age: 59

Spouse's Name: Jackie

Years Married: 29

Children's Names, Ages: Luke 25, Abby 23, Cal 21, Meggie 19

Current Occupation, Employer: Roncalli H.S. – Head Football Coach

No. of Yrs.: 27 years

If a teacher, what subjects and grades do you teach: Advanced Physical Conditioning; Asst. Dean of Students

Education

High School Attended, Year Graduated: Plainfield H.S. – 1975

College Attended, Year Graduated: Butler University - 1979

Degree(s) / Major: Bachelor's – 1979, Master's – 1985

Athletic Participation

| Sport | High School Years (ie: 1972, 73) | College Years (ie: 1976, 77) |
|--------------|---|---|
| Football | 1971-74 | 1975-78 |
| Basketball | 1972-75 | |
| Track | 1972-75 | |

As a high school or college player, have you ever competed in a State or National Championship Event in any sport?

If yes, please give details:

No

Coaching Experience (Football Only)

Years as Varsity Head Coach at Current School (ie: 5 years): 27

Actual Years as Varsity Head Coach at Current School (ie: 1996-2000): 1990-present

Record as Varsity Head Coach at Current School: 247-88

Overall Varsity Head Coaching Record: 247-88

Do you coach any other sports at your school? Boys' track (coach the throwers)

Please list below where you've coached during your career starting with your current position:

| School | Head / Asst. | No. of Years (ie: 5) | Actual Years (ie: 1992-present) |
|--------------------|---------------------|---------------------------------|--|
| Roncalli H.S. | Head | 27 | 1990-present |
| Lawrence Central | Asst. | 6 | 1984-90 |
| Brownstown Central | Asst. | 1 | 1983-84 |
| Roncalli H.S. | Asst. | 3 | 1980-83 |

Tournament Championships (As the Varsity Head Coach, list years your team won):

Sectional: 93, 94, 95, 96, 99, 00, 02, 03, 04, 05, 14, 15, 16

Regional: 93, 94, 95, 99, 00, 02, 03, 04, 05, 15, 16

Semi-State: 93, 94, 99, 02, 03, 04, 05, 16

State Championship: 93, 94, 99, 02, 03, 04

Something Interesting About You Personally Or Professionally That People Might Not Know:

My favorite thing to do in life is spend time with my wife and kids!

RONCALLI DEPTH CHART

Offense

| Pos. | No. | Name |
|------|-----|------------------|
| LT | 67 | Christian Walker |
| LG | 52 | Ben Walesky |
| C | 58 | Paul Agresta |
| RG | 72 | Will English |
| RT | 70 | Marc Roland |
| X | 16 | Jacob Luedeman |
| Z | 85 | Luke Smock |
| TE | 84 | Aidan Parker |
| FB | 81 | Jacob Fryar |
| TB | 28 | Kenny Gillum |
| QB | 11 | Derek O'Connor |

Second Team

| | | |
|----|----|------------------|
| LT | 77 | Dominic Clouse |
| LG | 79 | Sean Hornek |
| C | 79 | Sean Hornek |
| RG | 78 | Guerin Wilkerson |
| RT | 71 | Nate O'Mara |
| X | 86 | Nick Parrett |
| Z | 1 | Nick Fischer |
| TE | 81 | Jacob Fryar |
| FB | 31 | Michael Otley |
| TB | 26 | Patrick McManama |
| QB | 12 | Conner Gore |

Specialists

| Pos. | No. | Name |
|--------------|-----|----------------------|
| Punter | 2 | Michael Dill |
| | 99 | Merrick Strykowski |
| Placekicker | 10 | Patrick Sandler |
| | 99 | Merrick Strykowski |
| Kickoffs | 10 | Patrick Sandler |
| | 99 | Merrick Strykowski |
| Long Snapper | 30 | Sam Sedgwick (kicks) |
| | 85 | Luke Smock (punts) |
| Holder | 11 | Derek O'Connor |
| | 12 | Conner Gore |

Defense

| Pos. | No. | Name |
|------|-----|---------------------|
| DE | 44 | Tony Schott |
| NT | 77 | Dominic Clouse |
| DE | 9 | Zane Wagner |
| LB | 48 | Cade Morgan |
| LB | 49 | Christian Brueggman |
| LB | 37 | Jones Asher |
| CB | 15 | Gabe Otley |
| S | 25 | Josh Swan |
| FS | 14 | Alex Kuntz |
| S | 6 | Chris Teney |
| CB | 22 | Dylan Williams |

Second Team

| | | |
|----|----|-----------------|
| DE | 72 | Will English |
| NT | 97 | John Harris |
| DE | 51 | Demarcus Smith |
| LB | 41 | Alex Martinez |
| LB | 36 | Luke Hanley |
| LB | 45 | Brandon Berger |
| CB | 8 | Cam Fath |
| S | 30 | Sam Sedgwick |
| FS | 18 | Ethan Newett |
| S | 45 | Brandon Berger |
| CB | 17 | Kurt Cunningham |

CLASS 5A STATE CHAMPIONSHIP NOTABLES

WESTFIELD SHAMROCKS (11-2)

Associated Press Poll: #5

IFCA Coaches Poll: #3

- Westfield advances to third state championship game and second in four seasons.
- Shamrocks looking to land school's first football state title after two runner-up finishes in previous visits.
- School hoping to score its second state championship in five months following the boys golf team's second consecutive state title back on June 15 at Prairie View Golf Club.
- Team enters Saturday night's finale having won seven straight games since back-to-back losses to 6A conference rivals Hamilton Southeastern and Brownsburg by a combined two points.
- In #4 Columbus East, Westfield will face its fourth consecutive ranked foe this tournament. Defeated #7 McCutcheon 34-7 for its fourth straight sectional crown followed by a 45-7 win over #9 Kokomo and a 23-17 victory over top-ranked, defending state champion Fort Wayne Snider.
- Westfield ranks among the state leaders allowing opponents only 14.8 ppg while scoring 32.2 ppg.
- Tied for second place in this year's Hoosier Crossroads Conference with a 4-2 record.
- Team has a 44-32 (.579) all-time record in state tournament action.

Football State Tournament History

IHSAA Member School Since: 1904

First Football State Tournament: 1974 (A)

State Runner-Up (2) 1992 (2A), 2013 (5A)

State Finals Appearances (3) 1992 (2A), 2013 (5A), 2016 (5A)

Semi-State Champion (3) 1992 (2A), 2013 (5A), 2016 (5A)

Regional Champion (4) 1992 (2A), 1993 (2A), 2013 (5A), 2016 (5A)

Sectional Champion (9) 1986 (A), 1992 (2A), 1993 (2A), 1997 (2A), 2007 (4A), 2013 (5A), 2014 (5A), 2015 (5A), 2016 (5A)

School's IHSAA State Championship History (7)

Girls Cross Country (4) 1998, 2005, 2006, 2007

Boys Golf (3) 2013, 2015, 2016

COLUMBUS EAST OLYMPIANS (13-1)

Associated Press Poll: #4

IFCA Coaches Poll: #5

- Columbus East appearing in a state championship game for the second time in four years and third overall.
- Olympians rank ninth in state scoring 46.9 ppg and 12th in margin of victory at 30.4 ppg. Team allows just 16.5 ppg.
- Columbus East pulled off the surprise of the tournament's opening weekend by beating #2 and previously unbeaten New Palestine 35-7 on the road. Team added another big road win when it defeated #3 Bloomington South 35-15 for the semi-state crown.
- Team enters this weekend's title game with an 12-game win streak since a 30-13 loss at cross-town rival Columbus North in Week 2 (Aug. 26).
- According to MaxPreps.com, junior RB Jamon Hogan ranks second in the state with 39 TD and third in two more categories - 2,272 yards rushing (162.3 ypg) and 234 points scored (16.7 ppg).
- Head coach Bob Gaddis is in his 16th season at the school and 38th year overall. He ranks as the fourth winningest active coach in the state with a 290-132 (.687) mark. He is 10th all-time in state history.
- With a 7-0 record this season, the Olympians claimed the Hoosier Hills Conference championship for the 13th straight year. It's last conference loss was a 33-30 decision at Bedford North Lawrence on Oct. 13, 2006 and the school has won 70 straight in-league contests.
- Team is 60-34 (.638) all-time in state tournament competition.

Football State Tournament History

IHSAA Member School Since: 1972

First Football State Tournament: 1978 (3A)

State Champion (2) 1979 (3A), 2013 (4A)

State Finals Appearances (3) 1979 (3A), 2013 (4A), 2016 (5A)

Semi-State Champion (2) 2013 (4A), 2016 (5A)

Regional Champion (9) 1979 (3A), 2004 (4A), 2006 (4A), 2008 (4A), 2011 (4A), 2012 (4A), 2013 (4A), 2014 (4A), 2016 (5A)

Sectional Champion (11) 1978 (3A), 1979 (3A), 2004 (4A), 2006 (4A), 2007 (4A), 2008 (4A), 2011 (4A), 2012 (4A), 2013 (4A), 2014 (4A), 2016 (5A)

School's IHSAA State Championship History (4)

Football (2) 1979 (3A), 2013 (4A)

Girls Gymnastics (1) 1990

Girls Swimming (1) 1982



Westfield Shamrocks

Class 5A



| <u>Lt/Dk.</u> | <u>Name</u> | <u>Gr.</u> | <u>Ht.</u> | <u>Wt.</u> | <u>Position(s)</u> |
|---------------|---------------------|------------|------------|------------|--------------------|
| 1 | Manley, Evan | 12 | 6-0 | 165 | WR |
| 2 | Jankowski, Zach | 12 | 5-11 | 165 | LB |
| 3 | Nance, Cameron | 11 | 5-8 | 160 | QB |
| 3 | Bohannon, Franklin | 10 | 6-1 | 150 | DB |
| 4 | Pepiot, Kyle | 10 | 5-11 | 180 | WR |
| 5 | Giffin, Davis | 12 | 5-9 | 175 | DB |
| 6 | Dedrick, Luke | 12 | 5-7 | 150 | DB |
| 6 | DesNoyers, Luke | 10 | 5-8 | 130 | K/DB |
| 7 | Beam, Pat | 10 | 6-1 | 150 | WR |
| 7 | Sanburn, Caleb | 12 | 5-9 | 170 | DB |
| 8 | Hubbard, Byron | 12 | 6-3 | 190 | DL |
| 9 | Clinkenbeard, Miles | 12 | 5-10 | 195 | K |
| 10 | Gonzalez, Josue | 12 | 5-7 | 155 | WR |
| 11 | Miner, Jake | 11 | 5-9 | 180 | WR |
| 12 | Frye, Cameron | 10 | 5-11 | 196 | LB |
| 13 | Sweet, Andrew | 12 | 6-3 | 190 | QB |
| 14 | Hostler, Clint | 12 | 5-8 | 140 | WR |
| 15 | Bales, Alex | 10 | 5-9 | 160 | K |
| 16 | Radabaugh, Sammy | 12 | 5-9 | 175 | DB |
| 17 | Schultz, Lucas | 12 | 6-2 | 160 | DB |
| 18 | Rodgers, Nolan | 12 | 6-2 | 175 | WR |
| 19 | Simons, Camden | 9 | 6-3 | 162 | QB |
| 20 | McGraw, Owen | 10 | 5-9 | 150 | RB |
| 21 | Neustifter, Drew | 12 | 5-10 | 160 | WR |
| 21 | Pope, Griffin | 10 | 5-7 | 115 | DB |
| 22 | Hauser, Koby | 11 | 6-0 | 180 | DB |
| 23 | Froelich, Nate | 11 | 5-9 | 190 | RB |
| 24 | Simpson, Dillon | 12 | 6-0 | 170 | LB |
| 25 | Harrison, Will | 12 | 5-10 | 160 | K |
| 26 | Nguyen, Nathan | 10 | 5-4 | 138 | DB |
| 27 | Zolto, Chris | 12 | 5-10 | 173 | DB |
| 28 | Henson, Dorian | 10 | 6-2 | 180 | RB |
| 29 | Feltner, Seth | 12 | 5-9 | 140 | DB |
| 30 | Welch, Chad | 11 | 5-11 | 180 | LB |
| 31 | Kolander, Lennart | 12 | 5-10 | 170 | DB |
| 32 | Pettijohn, Kaleb | 11 | 6-1 | 160 | WR |
| 32 | Sykes, Sean | 10 | 5-8 | 130 | DB |
| 34 | Garrett, Jackson | 12 | 6-2 | 205 | LB |
| 34 | Edwards, Jeremiah | 10 | 5-8 | 165 | LB |
| 35 | Ward, Austin | 12 | 6-4 | 220 | DL |
| 36 | Swidan, Jonathan | 12 | 5-10 | 205 | RB |
| 37 | Frey, Justin | 12 | 5-11 | 160 | LB |
| 38 | Brown, Michael | 12 | 5-9 | 225 | DL |
| 39 | Tackett, Seth | 11 | 5-8 | 145 | DB |
| 40 | Tongate, Matthew | 12 | 6-0 | 175 | DL |
| 41 | Collins, Zach | 11 | 5-8 | 172 | LB |

| <u>Lt/Dk.</u> | <u>Name</u> | <u>Gr.</u> | <u>Ht.</u> | <u>Wt.</u> | <u>Position(s)</u> |
|---------------|--------------------|------------|------------|------------|--------------------|
| 42 | Grenda, Hank | 12 | 6-0 | 205 | LB |
| 43 | George, Gary | 11 | 5-10 | 158 | DB |
| 44 | Dotson, Adam | 10 | 5-11 | 187 | LB |
| 45 | Noyes, Matthew | 11 | 5-10 | 170 | LB |
| 47 | Skelton, Brian | 12 | 6-2 | 215 | DL |
| 48 | Lennon, Elisha | 12 | 6-1 | 205 | DL |
| 49 | Tuffnell, Josh | 12 | 5-9 | 215 | LB |
| 50 | Lupear, Sam | 10 | 5-9 | 185 | SN |
| 51 | Cuevas, Gerardo | 10 | 5-8 | 188 | LB |
| 52 | Lickfeldt, Griffin | 11 | 6-2 | 240 | DL |
| 53 | Medlen, Sam | 10 | 6-1 | 175 | LB |
| 54 | Mendoza, David | 12 | 5-9 | 200 | DL |
| 55 | Robinson, Matthew | 11 | 6-3 | 250 | OL |
| 56 | Crabtree, Jacob | 11 | 5-10 | 180 | DL |
| 57 | Mahoney, Ryan | 10 | 5-9 | 160 | DL |
| 58 | Marra, Joe | 11 | 5-10 | 250 | OL |
| 59 | Juarez, Leonnel | 11 | 5-8 | 190 | DL |
| 60 | Johnson, Drew | 10 | 5-9 | 220 | OL |
| 62 | Cortez, Edwin | 11 | 5-7 | 210 | OL |
| 63 | Case, Justin | 10 | 5-8 | 245 | OL |
| 64 | Asher, Gannon | 12 | 5-10 | 190 | OL |
| 65 | Hackleman, Aaron | 10 | 6-0 | 235 | OL |
| 67 | Russell, Hayden | 12 | 6-5 | 240 | OL |
| 68 | Foster, Joe | 12 | 5-10 | 210 | DL |
| 69 | Delaney, Michael | 11 | 6-2 | 250 | DL |
| 70 | Ross, Eli | 11 | 5-8 | 250 | DL |
| 71 | Reeh, Chad | 12 | 6-1 | 260 | OL |
| 73 | Munoz, Jacob | 12 | 6-1 | 210 | OL |
| 75 | Pike, Cameron | 11 | 5-9 | 210 | DL |
| 76 | Stachyra, Spencer | 12 | 6-6 | 290 | OL |
| 78 | Tew, Quinton | 10 | 6-1 | 240 | OL |
| 79 | Dollens, Austin | 12 | 6-2 | 270 | OL |
| 80 | Smith, Mike | 12 | 6-3 | 160 | WR |
| 81 | Nicholls, Tanner | 12 | 6-2 | 180 | WR |
| 82 | Rodgers, Hayden | 11 | 5-10 | 185 | TE |
| 83 | McGinnis, Devin | 12 | 5-11 | 180 | LB |
| 84 | Kriskovich, Eric | 10 | 5-11 | 150 | DB |
| 85 | Meyer, Matthew | 11 | 5-11 | 150 | WR |
| 87 | Canada, Tyler | 11 | 5-9 | 182 | WR |
| 88 | Russell, Hayden | 12 | 6-5 | 240 | TE |
| 89 | Caldwell, Collin | 10 | 5-11 | 205 | TE |
| 91 | Grenda, Calvin | 10 | 6-4 | 160 | DL |
| 98 | Pazdernik, Andrew | 11 | 6-4 | 190 | DL |
| 99 | Craig, Dylan | 10 | 5-9 | 190 | DL |

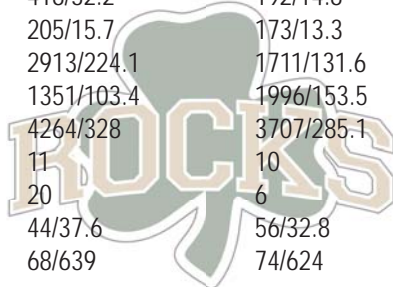
Westfield Shamrocks

Class 5A



Team Statistics

| | Team | Opponents |
|--------------------------------|------------|------------|
| Total Points / Points Per Game | 418/32.2 | 192/14.8 |
| First Downs / Per Game | 205/15.7 | 173/13.3 |
| Rushing Yards / Per Game | 2913/224.1 | 1711/131.6 |
| Passing Yards / Per Game | 1351/103.4 | 1996/153.5 |
| Total Yards / Per Game | 4264/328 | 3707/285.1 |
| Fumbles Recovered By | 11 | 10 |
| Intercepted By | 20 | 6 |
| Total Punts / Average | 44/37.6 | 56/32.8 |
| Penalties / Yards | 68/639 | 74/624 |



Individual Statistics

| Scoring | G | TD | 1-Pt. | 2-Pt. | FG | TP | PPG |
|-------------------|----|----|-------|-------|----|----|-----|
| 23 Froelich, Nate | 12 | 16 | 0 | 0 | 0 | 96 | 8 |
| 25 Harrison, Will | 13 | 44 | 0 | 14 | 0 | 87 | 6.7 |
| 36 Swidan, Johnny | 13 | 14 | 0 | 1 | 0 | 74 | 5.7 |
| 1 Manley, Evan | 13 | 10 | 0 | 0 | 0 | 60 | 5.5 |
| 13 Sweet, Andy | 12 | 4 | 0 | 0 | 0 | 24 | 2 |

| Rushing | G | Att. | Yds. | TD | YPG | YPC | Long |
|-------------------|----|------|------|----|------|-----|------|
| 23 Froelich, Nate | 12 | 219 | 1150 | 16 | 88.5 | 5.3 | 70 |
| 36 Swidan, Johnny | 13 | 154 | 778 | 10 | 59.8 | 5.1 | 47 |
| 13 Sweet, Andy | 12 | 94 | 485 | 4 | 40.4 | 5.2 | 52 |
| 28 Henson, Dorian | 13 | 27 | 174 | 2 | 14.5 | 6.4 | 49 |
| 38 Brown, Mike | 13 | 25 | 157 | 1 | 26.3 | 6.3 | 55 |

| Passing | G | Comp. | Att. | Int. | TD | Yds. | YPG |
|-------------------|----|-------|------|------|----|------|-------|
| 13 Sweet, Andy | 12 | 86 | 164 | 4 | 13 | 1266 | 105.5 |
| 3 Nance, Cam | 5 | 2 | 5 | 2 | 1 | 85 | 17.0 |
| 14 Hostler, Clint | 13 | 0 | 1 | 0 | 0 | 0 | -- |

| Receiving | G | Rec. | Yds. | TD | YPG | YPC | Long |
|---------------------|----|------|------|----|------|------|------|
| 1 Manley, Evan | 13 | 28 | 612 | 10 | 55.6 | 21.9 | 79 |
| 36 Swidan, Johnny | 13 | 15 | 209 | 2 | 16.1 | 13.6 | 42 |
| 32 Pettijohn, Kaleb | 13 | 15 | 170 | 0 | 13.1 | 11.3 | 35 |
| 10 Gonzalez, Josue | 13 | 9 | 97 | 1 | 7.4 | 10.7 | 26 |
| 14 Hostler, Clint | 12 | 6 | 56 | 0 | 4.3 | 9.3 | 20 |

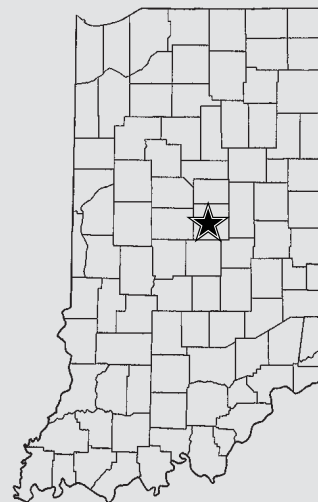
| Defense | G | Tackles | For Loss | Sacks | INT | FF | FR |
|---------------------|----|---------|----------|-------|-----|----|----|
| 42 Grenda, Hank | 13 | 104 | 7 | 1 | 0 | 1 | 0 |
| 34 Garrett, Jackson | 13 | 92 | 6.5 | 0 | 1 | 0 | 2 |
| 37 Frey, Justin | 13 | 72 | 4.5 | 0 | 5 | 2 | 3 |
| 22 Hauser, Koby | 13 | 68 | 1.0 | 0 | 4 | 1 | 1 |
| 49 Tuffnell, Josh | 11 | 60 | 3.5 | 0 | 0 | 0 | 0 |
| 17 Schultz, Lucas | 13 | 47 | .5 | 0 | 3 | 0 | 1 |

State Finals History

Runner-Up: (2) 1992 (2A), 2013 (5A)
 Appearances: (3) 1992 (2A), 2013 (5A), 2016 (5A)



Jake Gilbert
 Head Coach
 45-27 (6th year)
 75-63 (12th year overall)



Team Facts

County: Hamilton
 Superintendent: Dr. Sherry Grate
 Principal: Dr. Stacy McGuire
 Athletic Director: Bill Davis
 Head Coach: Jake Gilbert
 Assistant Coaches: Jeff Bennett, Blair Schlicher, Mike Reece, Ben Carnes, Rob Patchett, Elvin Caldwell, Denver Wade, Dustin Shoe, Zach Zimmer, Mark Thompson, Matt Hofferth, Ken Hampton, Josh Miracle, Matt Kettlebar, Matt Comer, Steve Purichia, Jon Getch, Chris Clark, Tavio Henson
 Student Managers: Grace Davis, Grace Beam, Madi Alber, Alena Nusbaum, Allison Dotson, Brooklyn Cox, Abbye Weyler, Lauren Davidson, Cassie Driver, Jenna Robinson, Mya Urba, Maddy Davidson
 Offensive Formation: Multiple
 Defensive Formation: 4-2-5
 Colors: Green, White, Gold
 Conference: Hoosier Crossroads Conference
 Enrollment: 2,150
 Last Year's W-L Record: 7-5

Season Results (11-2)

8/19 at Harrison W 38 - 17
 8/26 Southport W 27 - 0
 9/2 Zionsville W 48 - 8
 9/9 at Noblesville W 28 - 7
 9/16 Hamilton Southeastern L 20 - 21
 9/23 at Brownsburg L 28 - 29
 9/30 Avon W 21 - 20
 10/7 at Fishers W 31 - 24
 10/14 Brebeuf W 37 - 21

Sectional

10/28 at Lafayette Jeff W 38 - 14
 11/4 McCutcheon W 34 - 7

Regional

11/11 Kokomo W 45 - 7

Semi-State

11/18 Fort Wayne Snider W 23-17

HEAD COACH PROFILE

Name: Jake Gilbert

Age: 40

Spouse's Name: Christina

Years Married: 16

Children's Names, Ages: Logan, 13, Jackson, 11, Tyson, 8

Current Occupation, Employer: Teacher, Westfield Washington Schools

No. of Yrs.: 6 at Westfield, 14 Years in Teaching, 19 Years in Coaching

If a teacher, what subjects and grades do you teach: Government, Weight Training, Leadership

Education

High School Attended, Year Graduated: Ben Davis H.S., 1994

College Attended, Year Graduated: Wabash College, 1998

Degree(s) / Major: B.A./ History

Athletic Participation

| Sport | High School Years (ie: 1972, 73) | College Years (ie: 1976, 77) |
|--------------|---|---|
| Football | 1990 - 1993 | 1994 - 1997 |

As a high school or college player, have you ever competed in a State or National Championship Event in any sport? If yes, please give details: We won a State Championship at Ben Davis in 1991 and a Runner Up in 1992

Coaching Experience (Football Only)

| | |
|--|-------------|
| Years as Varsity Head Coach at Current School (ie: 5 years): | 6 Years |
| Actual Years as Varsity Head Coach at Current School (ie: 1996-2000): | 2011 - 2016 |
| Record as Varsity Head Coach at Current School: | 45 - 27 |
| Overall Varsity Head Coaching Record: | 75 - 63 |
| Do you coach any other sports at your school? | No |

Please list below where you've coached during your career starting with your current position:

| School | Head / Asst. | No. of Years (ie: 5) | Actual Years (ie: 1992-present) |
|-----------------------|---------------------|---------------------------------|--|
| Westfield H.S. | HC | 6 | 2011 - present |
| Wabash College | Asst. | 5 | 2006 - 2011 |
| North Montgomery H.S. | HC | 6 | 2000 - 2006 |
| Ben Davis H.S. | Asst. | 2 | 1998 - 2000 |

Tournament Championships (As the Varsity Head Coach, list years your team won):

Sectional: 2016, 2015, 2014, 2013

Regional: 2016, 2013

Semi-State: 2016, 2013

State Championship:

Something Interesting About You Personally Or Professionally That People Might Not Know:

I am a Christian coach who loves kids and is grateful for the opportunity to serve at Westfield.

WESTFIELD DEPTH CHART

Offense

| Pos. | No. | Name |
|------|-----|------------------|
| LT | 55 | Matt Robinson |
| LT | 73 | Jacob Munoz |
| LG | 71 | Chad Reeh |
| LG | 62 | Edvin Cortez |
| OC | 79 | Austin Dollens |
| OC | 58 | Joe Marra |
| RG | 76 | Spencer Stachrya |
| RG | 60 | Drew Johnson |
| RT | 64 | Gannon Asher |
| RT | 69 | Michael Delaney |
| TE | 88 | Hayden Russell |
| TE | 18 | Nolan Rodgers |
| WR | 1 | Evan Manley |
| WR | 80 | Mike Smith |
| WR | 21 | Drew Neustifter |
| WR | 4 | Kyle Pepiot |
| WR | 32 | Kaleb Pettijohn |
| WR | 10 | Josue Gonzalez |
| RB | 36 | Johnny Swidan |
| RB | 23 | Nate Froelich |
| QB | 13 | Andy Sweet |
| QB | 3 | Cam Nance |

Specialists

| Pos. | No. | Name |
|-----------------|-----|-----------------|
| Punter | 25 | Will Harrison |
| Placekicker | 25 | Will Harrison |
| Kickoffs | 25 | Will Harrison |
| Long Snapper | 7 | Caleb Sanburn |
| Holder | 34 | Jackson Garrett |
| Punt Returns | 22 | Koby Hauser |
| Kickoff Returns | 21 | Drew Neustifter |
| | 32 | Kaleb Pettijohn |

Defense

| Pos. | No. | Name |
|------|-----|-------------------|
| DE | 47 | Brian Skelton |
| DE | 35 | Austin Ward |
| DT | 89 | Colin Caldwell |
| DT | 48 | Elisha Lennon |
| DT | 52 | Griffin Lickfeldt |
| DT | 68 | Joe Foster |
| DE | 8 | Byron Hubbard |
| DE | 40 | Matthew Tongate |
| LB | 34 | Jackson Garrett |
| LB | 49 | Josh Tuffnell |
| LB | 42 | Hank Grenda |
| LB | 54 | David Mendoza |
| LB | 22 | Kody Hauser |
| LB | 24 | Dillon Simpson |
| C | 7 | Caleb Sanburn |
| C | 26 | Dorian Henson |
| C | 27 | Chris Zolto |
| C | 29 | Seth Feltner |
| S | 37 | Justin Frey |
| S | 83 | Devin McGinnis |
| S | 17 | Lucas Schultz |
| S | 6 | Luke Dedrick |



Columbus East Olympians

Class 5A



| Lt. | Dk. | Name | Gr. | Ht. | Wt. | Position(s) | Lt. | Dk. | Name | Gr. | Ht. | Wt. | Position(s) |
|-----|-----|------------------|-----|------|-----|-------------|-----|-----|-------------------|-----|------|-----|-------------|
| 2 | 2 | Josh Major | 11 | 5-10 | 150 | QB | 53 | 53 | Jacob Bolte | 10 | 6-0 | 190 | DE |
| 3 | 3 | Julian Greenwell | 10 | 5-10 | 190 | RB/LB | 54 | 54 | Mark Scitutto | 11 | 5-11 | 250 | OL |
| 4 | 4 | Caleb Pettit | 11 | 5-10 | 170 | DB | 55 | 55 | Vance Hege | 10 | 5-10 | 230 | OL/DL |
| 5 | 5 | Thomas O'Neal | 12 | 6-1 | 165 | LB | 56 | 56 | Zach Bolte | 12 | 5-11 | 205 | DL |
| 6 | 6 | Wade Forman | 12 | 5-11 | 182 | DB | 57 | 57 | Crider Harry | 12 | 6-4 | 265 | OL/DL |
| 7 | 7 | Sam Thomasson | 10 | 6-0 | 154 | K | 58 | 58 | Austin Sheckles | 12 | 5-10 | 230 | DL |
| 8 | 8 | Jonah Wichman | 10 | 6-1 | 165 | R/DB | 59 | 59 | Brayden Taylor | 10 | 5-11 | 230 | OL/DB |
| 9 | 9 | Ethan Summa | 11 | 6-1 | 180 | R/DB | 60 | 60 | Nash Murphy | 10 | 5-11 | 200 | OL/DB |
| 10 | 10 | Caleb Voelker | 12 | 6-2 | 185 | R | 61 | 61 | Mason Phillips | 12 | 6-0 | 270 | OL |
| 14 | 14 | Zack O'Connor | 11 | 5-11 | 180 | LB | 62 | 62 | Isaac Doss | 12 | 5-8 | 250 | DL |
| 15 | 15 | Cole Gilley | 9 | 6-1 | 170 | QB | 63 | 63 | Zach Clark | 11 | 6-4 | 250 | OL |
| 16 | 16 | Kenton Kamman | 10 | 6-0 | 190 | QB/LB | 64 | 64 | Dakota Burton | 11 | 5-8 | 225 | OL |
| 17 | 17 | Cameron Wilson | 12 | 6-1 | 180 | R/DB | 65 | 65 | Clayton Cordier | 12 | 6-0 | 220 | DL |
| 18 | 18 | Lance Greiwe | 9 | 5-8 | 135 | RB/LB | 67 | 67 | Ben Elsbury | 12 | 5-11 | 250 | OL |
| 19 | 19 | Zach Springhorn | 12 | 5-7 | 145 | DB | 68 | 68 | Ric Wooten | 11 | 6-1 | 200 | OL |
| 20 | 20 | Caleb Burton | 11 | 5-10 | 160 | R/DB | 70 | 70 | Connor Holcomb | 10 | 6-1 | 265 | OL/DL |
| 21 | 21 | Brayden Smith | 10 | 5-8 | 165 | RB/DB | 71 | 71 | Degean Lambert | 10 | 6-1 | 245 | OL/DL |
| 22 | 22 | Jaedin Miller | 11 | 5-7 | 190 | TB | 72 | 72 | Nick Law | 10 | 6-0 | 245 | OL/DL |
| 23 | 23 | Jamon Hogan | 11 | 5-7 | 155 | TB | 74 | 74 | Kobbe Claycamp | 12 | 6-3 | 275 | OL |
| 24 | 24 | Ethan Rogers | 9 | 6-0 | 190 | TB/LB | 76 | 76 | Bryant Kerns | 11 | 6-4 | 315 | OL |
| 25 | 25 | Brayden Burbrink | 12 | 5-11 | 165 | DB | 78 | 78 | Jared Clark | 12 | 6-4 | 250 | OL |
| 26 | 26 | Stuart Bryan | 12 | 5-8 | 145 | DB | 79 | 79 | Codie Hagerdon | 11 | 6-3 | 280 | OL |
| 27 | 27 | Hunter Dickmeyer | 10 | 5-7 | 160 | RB/LB | 80 | 80 | Isaac VanCuren | 10 | 6-2 | 186 | TE/DB |
| 28 | 28 | Carson Gilpin | 11 | 5-7 | 176 | LB | 81 | 81 | Dontae Seniors | 11 | 5-11 | 200 | DB |
| 29 | 29 | Cody Horner | 10 | 5-4 | 120 | R/DB | 82 | 82 | Jose Meza Sanchez | 10 | 5-6 | 130 | R/DB |
| 30 | 30 | Luke Poindexter | 11 | 6-0 | 135 | R/DB | 83 | 83 | Zach Pierce | 10 | 5-8 | 135 | R/DB |
| 31 | 31 | Jose Salinas | 10 | 5-7 | 155 | RB/LB | 84 | 84 | Zach Sutton | 12 | 6-2 | 195 | DL |
| 32 | 32 | Steven Henderson | 11 | 5-9 | 155 | R/DB | 85 | 85 | Corde Yarbrough | 12 | 6-2 | 170 | WR |
| 33 | 33 | Justice Perry | 10 | 5-9 | 155 | LB | 86 | 86 | Trevor Foster | 10 | 5-9 | 135 | R/DB |
| 34 | 34 | Ben Jenkins | 12 | 6-0 | 210 | LB | 87 | 87 | Austin Smith | 12 | 6-1 | 183 | TE/R |
| 36 | 36 | Thomas Jenkins | 10 | 6-0 | 170 | TE/LB | 88 | 88 | Jared Day | 11 | 5-9 | 151 | LB |
| 37 | 37 | Kevin Phan | 12 | 5-9 | 170 | DB | 89 | 89 | Matt Romig | 10 | 6-6 | 215 | TE/DE |
| 38 | 38 | Dalton Back | 9 | 5-9 | 170 | WR/DB | 90 | 90 | Cole McCarter | 11 | 6-1 | 240 | TE/DL |
| 41 | 41 | James Shephard | 12 | 5-10 | 130 | DB | 91 | 91 | Bryce Duffett | 12 | 6-4 | 235 | TE |
| 42 | 42 | Ethan Niese | 11 | 5-6 | 135 | DB | 93 | 93 | Ty Henderson | 11 | 6-4 | 230 | DE |
| 43 | 43 | Erick Briseno | 10 | 5-4 | 126 | WR/DB | 94 | 94 | Jack Hiatt | 11 | 5-11 | 145 | DL |
| 45 | 45 | Jeremy Clark | 10 | 5-4 | 120 | R/DB | 96 | 96 | Marquis Green | 11 | 6-0 | 285 | OL/DL |
| 48 | 48 | Tyler Thomas | 11 | 6-5 | 260 | TE/DE | 97 | 97 | Luke Riley | 10 | 5-6 | 130 | R/DB |
| 49 | 49 | Abbott Garn | 10 | 5-9 | 135 | WR/DB | | | | | | | |
| 50 | 50 | Nick Booth | 11 | 5-11 | 210 | DL | | | | | | | |
| 51 | 51 | Jacob Sitterding | 10 | 6-1 | 200 | OL/DL | | | | | | | |
| 52 | 52 | Dalton Anderson | 10 | 6-3 | 305 | OL/DL | | | | | | | |


Columbus East Olympians

Class 5A



Team Statistics

| | Team | Opponents |
|--------------------------------|------------|-----------|
| Total Points / Points Per Game | 655/46.8 | 236/16.9 |
| First Downs / Per Game | --- | --- |
| Rushing Yards / Per Game | 4904/350 | --- |
| Passing Yards / Per Game | 1344/96 | --- |
| Total Yards / Per Game | 7581/541.5 | --- |
| Fumbles Recovered By | --- | --- |
| Intercepted By | --- | --- |
| Total Punts / Average | 26/33.6 | --- |
| Penalties / Yards | --- | --- |



Individual Statistics

| Scoring | G | TD | 1-Pt. | 2-Pt. | FG | TP | PPG |
|------------------|----|----|-------|-------|----|-----|------|
| 23 Jamon Hogan | 14 | 39 | 0 | 0 | 0 | 234 | 16.7 |
| 2 Josh Major | 12 | 18 | 0 | 2 | 0 | 110 | 9.2 |
| 22 Jaedin Miller | 14 | 11 | 0 | 0 | 0 | 66 | 4.7 |
| 10 Caleb Voelker | 14 | 7 | 0 | 0 | 0 | 42 | 3.8 |
| 17 Cam Wilson | 14 | 6 | 0 | 0 | 0 | 36 | 2.6 |

| Rushing | G | Att. | Yds. | TD | YPG | YPC | Long |
|------------------|----|------|------|----|-------|------|------|
| 23 Jamon Hogan | 14 | 240 | 2272 | 38 | 162.3 | 9.5 | 92 |
| 2 Josh Major | 12 | 144 | 1132 | 18 | 94.3 | 7.9 | 68 |
| 22 Jaedin Miller | 14 | 116 | 693 | 11 | 49.5 | 6.0 | 37 |
| 10 Caleb Voelker | 14 | 28 | 280 | 3 | 25.5 | 25.5 | 3 |
| 21 Brayden Smith | 14 | 48 | 239 | 4 | 23.9 | 5.0 | 17 |


| Passing | G | Comp. | Att. | Int. | TD | Yds. | YPG |
|------------------|----|-------|------|------|----|------|------|
| 2 Josh Major | 12 | 53 | 67 | 3 | 10 | 1132 | 94.3 |
| 10 Caleb Voelker | 14 | 8 | 16 | 1 | 1 | 175 | 15.9 |
| 15 Cole Gilley | 8 | 3 | 10 | 0 | 0 | 37 | 4.6 |

| Receiving | G | Rec. | Yds. | TD | YPG | YPC | Long |
|------------------|----|------|------|----|------|------|------|
| 10 Caleb Voelker | 14 | 23 | 508 | 4 | 46.2 | 22.1 | 80 |
| 17 Cam Wilson | 14 | 21 | 502 | 3 | 35.9 | 23.9 | 56 |
| 48 Tyler Thomas | 14 | 7 | 121 | 2 | 17.3 | 17.3 | 40 |
| 23 Jamon Hogan | 14 | 2 | 91 | 1 | 6.5 | 45.5 | 59 |
| 91 Bryce Duffett | 14 | 2 | 36 | 1 | 18.0 | 18.0 | 22 |

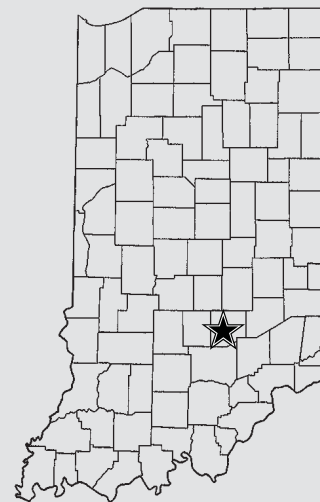
| Defense | G | Tackles | For Loss | Sacks | INT | FF | FR |
|-------------------|----|---------|----------|-------|-----|----|----|
| 9 Ethan Summa | 14 | 94 | 5 | 0 | 1 | -- | 1 |
| 5 T.C. O'Neal | 12 | 75 | 7.5 | 1 | 1 | 3 | -- |
| 14 Zach O'Connor | 10 | 59 | 2.5 | 2.5 | 1 | 2 | 1 |
| 6 Wade Forman | 13 | 58 | 2.0 | 0 | 0 | 1 | -- |
| 84 Zach Sutton | 14 | 54 | 7 | 5 | 0 | 1 | 1 |
| 64 Charlie Burton | 14 | 47 | 2.5 | 0 | 1 | 2 | 2 |

State Finals History

State Champion: **(2)** 1979 (3A), 2013 (4A)
 Appearances: **(3)** 1979 (3A), 2013 (4A), 2016 (5A)



Bob Gaddis
 Head Coach
 172-32 (16th year)
 290-132 (36th year overall)



Team Facts

City/Town: Columbus
 County: Bartholomew
 Superintendent: Dr. Jim Roberts
 Principal: Mark Newell
 Athletic Director: Pete Huse
 Asst. Athletic Directors: Tyler Davis and Brent Chitty
 Head Coach: Bob Gaddis
 Assistant Coaches: Eddie Vogel, Jonathan Martin, David Miller, Michael McBride, Pete Manowitz, Brian Muckerheide, Jarrod Pennycuff, John Sims, Glen Brown, Rory McCoy, Thomas Smith, Tim Hilderbrand, Frank Anderson, Mark Dougherty, Tony Patterson, Fran Warren
 Student Managers: J.J. Stainbrock, Steven Dornquast, Ashton Harper, James Shepard, Michael Turnbow, Rodney Walls
 Offensive Formation: 1-back
 Defensive Formation: 4-3
 Colors: Orange & Brown
 Conference: Hoosier Hills
 Enrollment: 1,550
 Last Year's W-L Record: 11-1

Season Results (13-1)

| | | | |
|-------|---------------------------|---|-------|
| 8/19 | Bloomington North | W | 62-7 |
| 8/26 | at Columbus North | L | 30-13 |
| 9/2 | Seymour | W | 56-30 |
| 9/9 | at Jennings County | W | 36-0 |
| 9/16 | at New Albany | W | 56-15 |
| 9/23 | at Floyd Central | W | 49-14 |
| 9/30 | Madison | W | 49-0 |
| 10/8 | Jeffersonville | W | 56-14 |
| 10/14 | at Bedford North Lawrence | W | 62-24 |

Sectional

| | | | |
|-------|---------------------|---|-------|
| 10/21 | at New Palestine | W | 35-7 |
| 10/28 | Martinsville | W | 49-9 |
| 11/4 | Whiteland Community | W | 56-31 |

Regional

| | | | |
|-------|---------------|---|-------|
| 11/11 | at Zionsville | W | 42-35 |
|-------|---------------|---|-------|

Semi-State

| | | | |
|-------|----------------------|---|-------|
| 11/18 | at Bloomington South | W | 35-20 |
|-------|----------------------|---|-------|

HEAD COACH PROFILE

Name: Bob Gaddis

Age: 61

Spouse's Name: Karen Gaddis

Years Married: 38

Children's Names and Ages: Alisha 35, Grant 29

Current Occupation and Employer: Guidance Department at CEHS / Bartholomew Consolidated School Corp

No. of Yrs.: 16

If a teacher, what subjects and grades do you teach:

Education:

College: Ball State University

Year Graduated: '78

Degree(s) / Major: BS / PE & Health

High School: Muncie South

Year Graduated: '74

Athletic Participation

| Sport | High School Years (ie: 1972, 73) | College Years (ie: 1976, 77) |
|--------------|---|---|
| Football | 1972-1974 | |
| Baseball | 1972-1974 | |

As A High School Or College Player, Have You Ever Competed In A State Or National Championship Event In Any Sport? If Yes, Please Give Details:

No

Coaching Experience (Football Only)

Number of Years as Varsity Head Coach at Current School (ie: 5 years): 16

Actual Years as Varsity Head Coach at Current School (ie: 1996-2000): 2001-2016

Won-Loss Record as Varsity Head Coach at Current School: 172-32

Overall Varsity Head Coaching Record: 290-132

Please list below where you've coached during your career starting with your current position:

| School | Head / Asst. | No. of Years (ie: 5) | Actual Years (ie: 1992-present) |
|-----------------------|---------------------|---------------------------------|--|
| Columbus East | HC | 16 | 2001 – Present |
| Evansville Reitz | HC | 10 | 1991 – 2000 |
| Pike | HC | 2 | 1989 – 1990 |
| Danville | HC | 4 | 1985 – 1988 |
| South Putnam | HC | 3 | 1982 – 1984 |
| Tri County | HC | 2 | 1980 – 1981 |
| Hamilton Southeastern | Acct | 2 | 1978 – 1979 |

Tournament Championships (As the Varsity Head Coach, list years your team won):

Sectional: Danville ('86), Reitz ('92, '99), Columbus East ('04, '06, '07, '08, '11, '12, '13, '14, '16)

Regional: Danville ('86), Reitz ('92), Columbus East ('04, '06, '08, '11, '12, '13, '14, '16)

Semi-State: Columbus East (2013, 2016)

State Championship: 2013

Something Interesting About You Personally Or Professionally That People Might Not Know:

Assistant Executive Director of Indiana Football Coaches Association

COLUMBUS EAST DEPTH CHART

Offense

| Pos. | No. | Name |
|------|-----|----------------|
| X | 17 | Cam Wilson |
| | 9 | Ethan Summa |
| H | 91 | Bryce Duffett |
| | 80 | Isaac VanCuren |
| LT | 78 | Jared Clark |
| | 79 | Codie Hagerdon |
| LG | 67 | Ben Elsbury |
| | 64 | Dakota Burton |
| C | 57 | Harry Crider |
| | 60 | Nash Murphy |
| RG | 54 | Mark Sciutto |
| | 74 | Kobbe Claycamp |
| RT | 63 | Zach Clark |
| | 61 | Mason Phillips |
| Y | 48 | Tyler Thomas |
| | 87 | Austin Smith |
| Z | 10 | Caleb Voelker |
| | 20 | Charlie Burton |
| QB | 2 | Josh Major |
| | 15 | Cole Gilley |
| RB | 23 | Jamon Hogan |
| | 22 | Jaedin Miller |

Specialists

| Pos. | No. | Name |
|-----------------|-----|-----------------|
| Punter | 2 | Josh Major |
| Placekicker | 7 | Sam Thomasson |
| Kickoffs | 7 | Sam Thomasson |
| Long Snapper | 65 | Clayton Cordier |
| Holder | 8 | Jonah Wichman |
| Punt Returns | 9 | Ethan Summa |
| Kickoff Returns | 9 | Ethan Summa |
| | 17 | Cam Wilson |

Defense

| Pos. | No. | Name |
|------|-----|------------------|
| LE | 93 | Ty Henderson |
| | 84 | Zach Sutton |
| N | 34 | Ben Jenkins |
| | 62 | Isaac Doss |
| W | 5 | TC O'Neal |
| | 22 | Jaiden Miller |
| M | 57 | Harry Crider |
| | 14 | Zach O'Connor |
| S | 3 | Julian Greenwell |
| | 20 | Charlie Burton |
| T | 90 | Cole McCarter |
| | 61 | Mason Phillips |
| RE | 65 | Clayton Cordier |
| | 48 | Tyler Thomas |
| LC | 8 | Jonah Wichman |
| | 32 | Nick Henderson |
| F | 9 | Ethan Summa |
| | 25 | Brayden Burbrink |
| O | 6 | Wade Forman |
| | 4 | Caleb Pettit |
| RC | 19 | Zach Springhorn |
| | 17 | Cam Wilson |

CLASS 6A STATE CHAMPIONSHIP NOTABLES

CARMEL GREYHOUNDS (9-4)

Associated Press Poll: #7

IFCA Coaches Poll: #6

- Carmel playing in 14th state championship game, one of four schools in state history to play in as many.
- Greyhounds looking for school's eighth state championship in football and will face defending state champion and conference rival Center Grove for the second time in a title game (2008).
- Team has a chance to avenge a second regular season loss this weekend as Center Grove won the Sept. 2 matchup 19-6. Greyhounds also fell to Hamilton Southeastern during regular season but defeated the Royals in the sectional opener.
- Squad turned away two top 10 opponents in its four state tournament games - defeated #9 Hamilton Southeastern on the road 17-14 in the sectional opener on Oct. 28 and topped #2 Penn 21-10 in last Friday's semi-state game.
- Team finished tied for third place in the Metropolitan Interscholastic Conference with a 4-3 record this season.
- Head coach John Hebert is 19-7 in his second season in charge of the Greyhounds.
- School is 117-32 (.785) all-time in state tournament games.

Football State Tournament History

IHSAA Member School Since: 1904

First Football State Tournament: 1975 (3A)

State Champion (7) 1978 (3A), 1980 (3A), 1981 (3A), 1986 (5A), 1989 (5A), 2007 (5A), 2011 (5A)
Runner-Up (6) 1975 (3A), 2006 (5A), 2008 (5A), 2009 (5A), 2013 (6A), 2014 (6A)
State Finals Appearances (14) 1975 (3A), 1978 (3A), 1980 (3A), 1981 (3A), 1986 (5A), 1989 (5A), 2006 (5A), 2007 (5A), 2008 (5A), 2009 (5A), 2011 (5A), 2013 (6A), 2014 (6A), 2016 (6A)
Semi-State Champion (11) 1981 (3A), 1986 (5A), 1989 (5A), 2006 (5A), 2007 (5A), 2008 (5A), 2009 (5A), 2011 (5A), 2013 (6A), 2014 (6A), 2016 (6A)
Regional Champion (19) 1978 (3A), 1980 (3A), 1981 (3A), 1982 (3A), 1986 (5A), 1987 (5A), 1989 (5A), 1994 (5A), 1995 (5A), 1996 (5A), 2006 (5A), 2007 (5A), 2008 (5A), 2009 (5A), 2011 (5A), 2013 (6A), 2014 (6A), 2015 (6A), 2016 (6A)
Sectional Champion (28) 1975 (3A), 1978 (3A), 1980 (3A), 1981 (3A), 1982 (3A), 1984 (4A), 1985 (5A), 1986 (5A), 1987 (5A), 1989 (5A), 1992 (5A), 1994 (5A), 1995 (5A), 1996 (5A), 1998 (5A), 1999 (5A), 2001 (5A), 2003 (5A), 2004 (5A), 2006 (5A), 2007 (5A), 2008 (5A), 2009 (5A), 2011 (5A), 2013 (6A), 2014 (6A), 2015 (6A), 2016 (6A)

School's IHSAA State Championship History (132)

The Greyhounds are seeking the school's 133rd IHSAA state championship and third this fall. The school claimed the girls cross country state championship for the seventh straight year on Oct. 29 in Terre Haute and also claimed the team title at the Boys Tennis State Finals on Oct. 15 at North Central High School in Indianapolis. The Greyhounds followed up the next weekend by sweeping the individual singles and doubles titles.

CENTER GROVE TROJANS (12-1)

Associated Press Poll: #3

IFCA Coaches Poll: #2

- Defending state champion Center Grove making its fourth appearance in a state championship game and second straight in Class 6A.
- Trojans looking for third state football crown and school's fourth over the last three school years - also won in boys soccer and softball.
- Center Grove will face conference rival Carmel for the second time in a state championship game. The 2008 5A contest saw CG overcome a 19-point fourth quarter deficit to stun Carmel 36-33 before a record-setting crowd in Lucas Oil Stadium's debut season.
- Knocked out top-ranked Warren Central 28-7 in the regional championship game for the second year in a row and its fifth straight crown. That win avenged Center Grove's only loss this year, a 21-16 setback in the season opener on Aug. 19.
- Finished second in the Metropolitan Interscholastic Conference with a 6-1 record this season.
- Team has won 12 straight games and beaten three top six teams in a row - at #6 Columbus North 41-14 for the sectional crown, #1 Warren Central 28-7, and #4 Ben Davis 42-22 in the semi-state title game.
- School is 62-29 (.681) all-time in state tournament games.
- Head coach Eric Moore ranks 15th among state's winningest active coaches with 221-60 (.786) record in 22 seasons overall, 18 at Center Grove.

Football State Tournament History

IHSAA Member School Since: 1918

First Football State Tournament: 1985 (first year of all-in format)

State Champion (2) 2008 (5A), 2015 (6A)
Runner-Up (1) 2000 (5A)
Appearances (4) 2000 (5A), 2008 (5A), 2015 (6A), 2016 (6A)
Semi-State Champion (4) 2000 (5A), 2008 (5A), 2015 (6A), 2016 (6A)
Regional Champion (12) 1987 (5A), 2000 (5A), 2002 (5A), 2003 (5A), 2008 (5A), 2009 (5A), 2011 (5A), 2012 (5A), 2013 (6A), 2014 (6A), 2015 (6A), 2016 (6A)
Sectional Champion (12) 1987 (5A), 2000 (5A), 2002 (5A), 2003 (5A), 2008 (5A), 2009 (5A), 2011 (5A), 2012 (5A), 2013 (6A), 2014 (6A), 2015 (6A), 2016 (6A)

School's IHSAA State Championship History (14)

Girls Basketball (1) 1996
Football (2) 2008 (5A), 2015 (6A)
Boys Soccer (1) 2015 (2A)
Softball (6) 1986, 1995, 1998 (3A), 2003 (3A), 2009 (4A), 2015 (4A)
Boys Tennis (2) 2001, 2008
Boys Track (1) 2011
Volleyball (1) 2000 (4A)



Carmel Greyhounds

Class 6A



| Lt. | Dk. | Name | Gr. | Ht. | Wt. | Position(s) | Lt. | Dk. | Name | Gr. | Ht. | Wt. | Position(s) |
|-----|-----|--------------------|-----|------|-----|-------------|-----|-----|----------------------|-----|------|-----|-------------|
| 1 | 1 | Conner Coghlan | 11 | 5-9 | 185 | K | 47 | 49 | Keagen Dorsten | 10 | 6-1 | 177 | TE |
| 2 | 2 | Ross Abdellah | 10 | 6-2 | 165 | WR | 47 | 48 | Sean Blackburn | 12 | 5-11 | 175 | S |
| 3 | 3 | Jalen Walker | 12 | 5-8 | 160 | WR | 48 | 48 | Gregory Gaynor | 11 | 6-3 | 170 | TE |
| 4 | 4 | Matt Fortier | 10 | 5-7 | 149 | K/CB | 49 | 49 | Magid Saleh | 10 | 5-8 | 136 | WR |
| 5 | 87 | Jack Rodimel | 11 | 5-10 | 160 | WR | 50 | 50 | Trevor Scott | 12 | 6-1 | 264 | OL |
| 6 | 6 | Xyrese Breland | 10 | 5-9 | 134 | CB | 51 | 51 | Matthe Klepinger | 10 | 6-3 | 242 | OL |
| 7 | 7 | Robert Esrael | 11 | 5-8 | 158 | S | 52 | 52 | Eddie Ward | 12 | 5-10 | 183 | OLB |
| 8 | 8 | Kyle Rose | 10 | 5-8 | 147 | CB | 53 | 53 | Caleb Shaffer | 10 | 6-5 | 283 | OL |
| 8 | 8 | Ethan Merriweather | 12 | 6-2 | 172 | WR | 54 | 54 | Kasan Barkley | 12 | 5-10 | 192 | IL |
| 9 | 26 | Drew Canler | 12 | 5-11 | 166 | WR | 55 | 53 | Ian Cockrell | 10 | 6-2 | 200 | ILB |
| 9 | 15 | Jacob Bell | 10 | 5-11 | 150 | CB | 55 | 55 | Clay Doron | 12 | 5-9 | 242 | OL |
| 9 | 5 | Joe Conway | 10 | 5-8 | 153 | S | 56 | 56 | Jacob Burnell | 12 | 6-0 | 190 | ILB |
| 10 | 10 | Jake Moss | 10 | 5-10 | 150 | CB | 58 | 58 | Zechariah Hull | 12 | 5-9 | 168 | ILB |
| 10 | 10 | Elliot Charlebois | 12 | 6-2 | 190 | QB | 59 | 59 | Saketh Gajjala | 10 | 6-2 | 220 | OL |
| 11 | 11 | Jacob Clidence | 12 | 6-0 | 160 | WR | 60 | 60 | Justin Williams | 12 | 6-4 | 293 | OL |
| 12 | 12 | Tyler Trent | 10 | 6-0 | 184 | QB | 61 | 61 | Chris LeMieux | 11 | 5-11 | 266 | OL |
| 13 | 13 | Jake McDonald | 11 | 6-0 | 170 | OB | 62 | 62 | Mike Sassman | 11 | 6-4 | 270 | OL |
| 14 | 14 | Mark Allen | 11 | 5-8 | 160 | CB | 63 | 63 | Jonathan VanZetta | 11 | 6-0 | 250 | OL |
| 14 | 14 | Tommy Spraezt | 10 | 5-9 | 160 | CB | 64 | 64 | Kyle Keck | 11 | 6-0 | 219 | OL |
| 15 | 15 | Phil Garcia | 10 | 5-7 | 165 | WR | 65 | 65 | Nick Virgilio | 10 | 6-0 | 204 | DL |
| 16 | 16 | Camari Hunt | 10 | 6-0 | 173 | TB | 66 | 66 | Alex Cafe | 10 | 6-0 | 236 | OL |
| 17 | 17 | Matt Boyer | 10 | 5-9 | 180 | ILB | 68 | 67 | Kenneth Taylor | 11 | 6-2 | 234 | OL |
| 18 | 18 | Chase Southard | 10 | 6-3 | 207 | OB | 68 | 68 | Jakob Ford | 12 | 6-1 | 275 | OL |
| 18 | 18 | Sam Weixler | 10 | 5-9 | 160 | OB | 70 | 70 | Ben Cotton | 10 | 6-2 | 210 | OL |
| 18 | 29 | Josh Schumann | 10 | 5-10 | 159 | WR | 71 | 71 | Will Patton | 12 | 5-10 | 258 | OL |
| 19 | 19 | Giovanni Morales | 10 | 5-10 | 165 | S | 72 | 72 | Joey Bejin | 12 | 5-10 | 185 | DL |
| 19 | 19 | Matthew Wolfe | 11 | 5-11 | 163 | S | 72 | 72 | Zachary White | 10 | 5-9 | 232 | OL |
| 20 | 20 | Omar Adly | 10 | 5-7 | 130 | WR | 73 | 73 | Jack Bousamra | 10 | 6-4 | 200 | OL |
| 21 | 21 | Will Schmidt | 11 | 5-7 | 162 | TB | 73 | 73 | Jack Quigley | 12 | 6-0 | 238 | OL |
| 22 | 22 | Nate Frey | 10 | 5-11 | 165 | S | 74 | 74 | Sloan Goldblatt | 10 | 5-10 | 257 | OL |
| 23 | 23 | Jaquan Collier | 12 | 5-10 | 152 | CB | 75 | 75 | Zac Bowman | 11 | 6-0 | 232 | OL |
| 24 | 24 | Bryce Sharp | 12 | 6-0 | 190 | ILB | 76 | 76 | Graham Hatfield | 10 | 6-0 | 258 | OL |
| 25 | 25 | Bennett Kiley | 12 | 5-11 | 182 | WR | 77 | 77 | Vance Roudebush | 11 | 6-2 | 190 | DL |
| 26 | 26 | Nicholas Leinbaugh | 11 | 5-9 | 180 | CB | 77 | 52 | Sean Gumbert | 10 | 6-1 | 175 | OL |
| 27 | 27 | Isiah Baxter | 11 | 5-7 | 135 | TB | 78 | 78 | John Keen | 10 | 6-1 | 211 | OL |
| 28 | 28 | Jacob Abrams | 12 | 6-2 | 190 | CB | 78 | 78 | Grant Barker | 12 | 6-1 | 222 | OL |
| 28 | 28 | Andrew Harding | 10 | 5-11 | 150 | TB | 79 | 79 | Mark Stickford | 12 | 6-6 | 250 | OL |
| 29 | 6 | Jake Nichols | 11 | 6-0 | 174 | CB | 80 | 80 | Wes Watson | 11 | 6-1 | 158 | WR |
| 30 | 30 | Andrew Colombo | 11 | 5-11 | 154 | CB | 80 | 80 | Austin Hollingsworth | 10 | 5-8 | 170 | WR |
| 30 | 30 | Jack Broadhacker | 10 | 5-6 | 154 | K | 81 | 81 | Odin Mowery | 12 | 6-0 | 173 | WR |
| 31 | 31 | Zachary Bradley | 11 | 6-0 | 195 | P/FB | 82 | 82 | Kurt Rafdal | 12 | 6-7 | 241 | TE |
| 32 | 32 | John Hokanson | 12 | 5-9 | 185 | S | 83 | 83 | Brayden Williams | 11 | 6-1 | 171 | TE |
| 32 | 32 | Mac Cannon | 10 | 6-2 | 175 | S | 83 | 83 | Mason Klain | 10 | 5-10 | 192 | DL |
| 33 | 33 | Jerome Halsell | 12 | 5-9 | 200 | TB | 84 | 84 | Atticus Clouse | 11 | 5-11 | 155 | WR |
| 34 | 34 | Ben Leary | 11 | 6-1 | 188 | S | 85 | 85 | Mason Dillow | 10 | 5-8 | 144 | WR |
| 34 | 31 | Oumar Niasse | 10 | 5-7 | 155 | S | 85 | 85 | Kerolos Fahmy | 10 | 6-0 | 202 | DL |
| 35 | 35 | Brent Bortik | 10 | 6-1 | 166 | TE | 86 | 86 | Adam Saleh | 11 | 6-1 | 165 | WR |
| 35 | 35 | Jaylon Gray | 11 | 5-11 | 154 | OLB | 87 | 87 | Xavon Breland | 10 | 5-10 | 136 | WR |
| 36 | 36 | Joshuah Crum | 10 | 5-10 | 170 | FB | 88 | 88 | Britt Beery | 12 | 6-5 | 262 | DL |
| 36 | 36 | Carson Downey | 11 | 6-1 | 175 | OLB | 88 | 88 | Jamal Taylor | 10 | 6-3 | 182 | DL |
| 36 | 36 | Grant Barretto | 10 | 5-7 | 186 | OLB | 89 | 89 | Cole Tharp | 11 | 6-0 | 188 | TE |
| 37 | 20 | Dylan Downing | 9 | 5-11 | 195 | TB | 89 | 89 | Danny Alvis | 10 | 6-0 | 175 | WR |
| 37 | 37 | Cade Koenig | 12 | 5-10 | 180 | OLB | 90 | 90 | Logan Burgess | 12 | 5-9 | 210 | DL |
| 37 | 37 | Austin North | 10 | 6-0 | 190 | DL | 90 | 90 | Will Payne | 10 | 5-11 | 212 | DL |
| 38 | 38 | Bret David | 10 | 5-11 | 170 | OLB | 91 | 91 | Griffin McDonough | 10 | 5-9 | 192 | DL |
| 38 | 38 | Austin Newland | 12 | 6-0 | 182 | CB | 92 | 92 | Thomas Allman | 12 | 5-9 | 180 | DL |
| 39 | 39 | Peter Megehardt | 11 | 5-10 | 160 | CB | 92 | 89 | Bryce Fosnow | 10 | 6-1 | 196 | DL |
| 40 | 40 | Jakob Pickett | 10 | 6-2 | 178 | OLB | 93 | 93 | Nate Reynolds | 10 | 6-0 | 200 | DL |
| 40 | 40 | Alex Brown | 11 | 5-11 | 178 | OLB | 93 | 93 | Kylan Cole | 12 | 6-1 | 258 | DL |
| 41 | 41 | Beau Robbins | 10 | 6-4 | 230 | OLB | 94 | 94 | Ayan Butt | 10 | 5-7 | 173 | DL |
| 41 | 41 | Selvin Cordero | 10 | 5-6 | 185 | ILB | 94 | 94 | Miles Hoxie-Flynn | 10 | 6-0 | 205 | DL |
| 42 | 42 | Blair Clark | 10 | 5-6 | 170 | TB | 95 | 95 | Dominic Sanford | 11 | 5-5 | 210 | DL |
| 42 | 42 | Joey Schmidt | 10 | 6-1 | 207 | OLB | 96 | 97 | Hunter McClintock | 10 | 5-9 | 183 | DL |
| 43 | 43 | Jack Van Remotel | 11 | 6-1 | 222 | ILB | 96 | 96 | Brooks Radcliffe | 11 | 6-0 | 208 | DL |
| 44 | 44 | Karsten Krauss | 12 | 6-2 | 206 | TE | 97 | 97 | Addison Smith | 12 | 5-9 | 210 | DL |
| 44 | 44 | Josh Spence | 10 | 5-6 | 156 | ILB | 98 | 98 | Peter Ferchmin-Rowe | 10 | 5-11 | 191 | DL |
| 45 | 45 | Jeremi Lacsa | 10 | 5-5 | 175 | S | 99 | 99 | Jack Frey | 11 | 6-2 | 220 | DL |
| 45 | 45 | Zach Linville | 11 | 5-11 | 179 | OLB | | | | | | | |
| 46 | 46 | Justin Fleck | 12 | 5-11 | 178 | ILB | | | | | | | |

Carmel Greyhounds

Class 6A



Team Statistics

| | Team | Opponents |
|--------------------------------|-------------|-------------|
| Total Points / Points Per Game | 392/30.2 | 268/20.6 |
| First Downs / Per Game | 228/17.5 | 242/18.6 |
| Rushing Yards / Per Game | 2162/166.3 | 2186/168.1 |
| Passing Yards / Per Game | 2274/174.9 | 2279/175.3 |
| Total Yards / Per Game | 4436/341.2 | 4465/343.4 |
| Fumbles Recovered By | 7 | 2 |
| Intercepted By | 8 | 7 |
| Total Punts / Average | 53/34.1 | 48/34.0 |
| Penalties / Yards | 76/841/64.7 | 99/854/65.7 |



Individual Statistics

| Scoring | G | TD | 1-Pl. | 2-Pl. | FG | TP | PPG |
|----------------------|----|----|-------|-------|----|-----|------|
| 3 Jalen Walker | 13 | 19 | 0 | 0 | 0 | 114 | 8.76 |
| 1 Conner Coghlan | 13 | 0 | 36 | 0 | 11 | 69 | 5.3 |
| 8 Ethan Merriweather | 13 | 10 | 0 | 0 | 0 | 60 | 4.61 |
| 33 Jerome Halsell | 13 | 8 | 0 | 0 | 0 | 48 | 3.69 |
| 16 Camari Hunt | 12 | 3 | 0 | 0 | 0 | 18 | 1.8 |
| 21 Will Schmidt | 10 | 3 | 0 | 0 | 0 | 18 | 1.8 |

| Rushing | G | Att. | Yds. | TD | YPG | YPC | Long |
|-------------------|----|------|------|----|------|-----|------|
| 33 Jerome Halsell | 13 | 179 | 952 | 7 | 73.2 | 5.3 | 50 |
| 16 Camari Hunt | 12 | 84 | 539 | 2 | 43.4 | 6.2 | 77 |
| 21 Will Schmidt | 10 | 101 | 465 | 3 | 46.5 | 4.6 | 54 |
| 3 Jalen Walker | 13 | 17 | 128 | 1 | 8.2 | 6.3 | 38 |
| 13 Jake McDonald | 13 | 59 | 145 | 1 | 4.2 | 0.9 | 18 |

| Passing | G | Comp. | Att. | Int. | TD | Yds. | YPG |
|----------------------|----|-------|------|------|----|------|-------|
| 13 Jake McDonald | 13 | 167 | 249 | 7 | 31 | 2196 | 168.9 |
| 10 Elliot Charlebois | 3 | 7 | 12 | 0 | 0 | 78 | 26.0 |

| Receiving | G | Rec. | Yds. | TD | YPG | YPC | Long |
|----------------------|----|------|------|----|------|------|------|
| 3 Jalen Walker | 13 | 67 | 856 | 16 | 65.8 | 12.8 | 73 |
| 8 Ethan Merriweather | 13 | 36 | 543 | 10 | 45.2 | 15.1 | 47 |
| 82 Kurt Rafdal | 13 | 36 | 410 | 1 | 37.3 | 11.4 | 42 |
| 21 Will Schmidt | 10 | 10 | 104 | 0 | 10.4 | 10.4 | 25 |
| 33 Jerome Halsell | 13 | 7 | 93 | 1 | 7.2 | 13.3 | 28 |

| Defense | G | Tackles | For Loss | Sacks | INT | FF | FR |
|----------------------|----|---------|----------|-------|-----|----|----|
| 41 Beau Robbins | 13 | 80 | 7 | 11 | 0 | 3 | 0 |
| 28 Jacob Abrams | 12 | 56 | 2 | 0 | 2 | 1 | 2 |
| 42 Joey Schmidt | 13 | 76 | 5 | 1 | 0 | 0 | 3 |
| 6 Justin Fleck | 13 | 75 | 6 | 0 | 0 | 2 | 0 |
| 43 Jack Van Remortel | 13 | 83 | 4 | 2 | 0 | 0 | 1 |
| 38 Austin Newland | 13 | 51 | 2 | 0 | 0 | 1 | 0 |

State Finals History

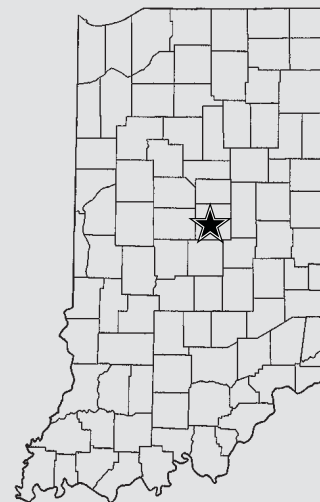
State Champion: (7) 1978 (3A), 1980 (3A), 1981 (3A), 1986 (5A), 1989 (5A), 2007 (5A), 2011 (5A)

Runner-Up: (6) 1975 (3A), 2006 (5A), 2008 (5A), 2009 (5A), 2013 (6A), 2014 (6A)

Appearances: (14) 1975 (3A), 1978 (3A), 1980 (3A), 1981 (3A), 1986 (5A), 1989 (5A), 2006 (5A), 2007 (5A), 2008 (5A), 2009 (5A), 2011 (5A), 2013 (6A), 2014 (6A), 2016 (6A)



John Hebert
Head Coach
19-7 (2nd year)
19-7 (2nd year overall)



Team Facts

City/Town: Carmel
County: Hamilton
Superintendent: Dr. Nick Wahl
Principal: John Williams
Athletic Director: Jim Inskeep
Asst. Athletic Director: Bruce Wolf
Head Coach: John Hebert
Assistant Coaches: Scott Alexander, Brent Ayers, Jack Cimasko, Sean Grady, Aaron Hahn, Jason Hicks, Zach Jones, Justin Quick, Eric Quintana, Alfredo Roberts, Brock Shideler, Sid Swartzendruber, Dexter Taylor, Scott Turnquist
Student Managers: Daria Buschur, John Carroll, Maggie Evans, Matthew Keck, Andrew Matura, Paige Pitcock, James Sandy, Chloe Worland
Offensive Formation: N/A
Defensive Formation: 3-4
Colors: Blue & Gold
Conference: Metropolitan Interscholastic
Enrollment: 5,010
Last Year's W-L Record: 10-3

Season Results (9-4)

| | | | |
|-------|-----------------------|---|-------|
| 8/19 | Hamilton Southeastern | L | 21-27 |
| 8/26 | at Noblesville | W | 24-9 |
| 9/2 | at Center Grove | L | 6-19 |
| 9/9 | Pike | W | 65-27 |
| 9/16 | at Lawrence North | L | 20-27 |
| 6/23 | at North Central | W | 22-48 |
| 9/30 | Ben Davis | W | 40-36 |
| 10/7 | at Warren Central | L | 30-40 |
| 10/14 | Lawrence Central | W | 35-20 |

Sectional

| | | | |
|-------|--------------------------|---|-------|
| 10/28 | at Hamilton Southeastern | W | 17-14 |
| 11/4 | Fishers | W | 23-10 |

Regional

| | | | |
|-------|--------------|---|------|
| 11/11 | at Homestead | W | 42-7 |
|-------|--------------|---|------|

Semi-State

| | | | |
|-------|------|---|-------|
| 11/18 | Penn | W | 21-10 |
|-------|------|---|-------|

HEAD COACH PROFILE

Name: JOHN HEBERT

Age: 46

Spouse's Name: NICOLE

Years Married: 17

Children's Names, Ages: ELLA – 13, JOSIE, 10, JACK 5

Current Occupation, Employer: CARMEL CLAY SCHOOLS

No. of Yrs.: 21

If a teacher, what subjects and grades do you teach: ADVANCED PHYSICAL CONDITIONING

Education

High School Attended, Year Graduated: CARMEL 1989

College Attended, Year Graduated: PURDUE 1993

Degree(s) / Major: BA SOCIOLOGY, BA HISTORY

Athletic Participation

| Sport | High School Years (ie: 1972, 73) | College Years (ie: 1976, 77) |
|------------|-------------------------------------|---------------------------------|
| FOOTBALL | 1985-1988 | 1989-1991 |
| BASKETBALL | 1985-1986 | |

As a high school or college player, have you ever competed in a State or National Championship Event in any sport?
If yes, please give details:

Coaching Experience (Football Only)

Years as Varsity Head Coach at Current School (ie: 5 years): 2 YEARS

Actual Years as Varsity Head Coach at Current School (ie: 1996-2000): 2015-2016

Record as Varsity Head Coach at Current School: 19-7

Overall Varsity Head Coaching Record: 19-7

Do you coach any other sports at your school? NO

Please list below where you've coached during your career starting with your current position:

| School | Head / Asst. | No. of Years (ie: 5) | Actual Years (ie: 1992-present) |
|-----------|--------------|-------------------------|------------------------------------|
| CARMEL | HEAD | 2 | 2015-PRESENT |
| CARMEL | ASST. | 10 | 2005-2014 |
| WESTFIELD | ASST. | 2 | 2003-2004 |
| CARMEL | ASST. | 5 | 1998-2002 |

Tournament Championships (As the Varsity Head Coach, list years your team won):

Sectional: 2015, 2016

Regional: 2015, 2016

Semi-State: 2016

State Championship:

Something Interesting About You Personally Or Professionally That People Might Not Know:

I have attended all 7 Carmel Football state championships (1978-2011) from elementary school, as a player, college freshman, and coach.

CARMEL DEPTH CHART

Offense

| Pos. | No. | Name |
|------|-----|--------------------|
| QB | 13 | Jack McDonald |
| QB | 10 | Elliot Charlebois |
| TB | 33 | Jerome Halsell |
| TB | 29 | Camari Hunt |
| TB | 21 | Will Schmidt |
| FB | 24 | Bryce Sharp |
| TE | 82 | Kurt Rafdal |
| TE | 44 | Karsten Krauss |
| WR | 25 | Bennett Kiley |
| WR | 11 | Jacob Clidence |
| WR | 8 | Ethan Merriweather |
| WR | 84 | Atticus Clouse |
| WR | 3 | Jalen Walker |
| WR | 81 | Odin Mowery |
| LT | 79 | Mark Stickford |
| LT | 51 | Matt Klepinger |
| LG | 60 | Justin Williams |
| LG | 53 | Caleb Schaffer |
| C | 50 | Trevor Scott |
| C | 71 | Will Patton |
| RG | 69 | Jakob Ford |
| RG | 63 | Jon VanZatta |
| RT | 78 | Grant Barker |
| RT | 75 | Zach Bowman |

Specialists

| Pos. | No. | Name |
|-----------------|-----|--------------------|
| Punter | 31 | Zachary Bradley |
| Placekicker | 1 | Conner Coughlen |
| | 20 | Matt Fortier |
| Kickoffs | 1 | Conner Coughlen |
| Long Snapper | 43 | Jack Van Remortel |
| | 71 | Will Patton |
| Holder | 13 | Jake McDonald |
| Punt Returns | 3 | Jalen Walker |
| Kickoff Returns | 3 | Jalen Walker |
| | 8 | Ethan Merriweather |

Defense

| Pos. | No. | Name |
|------|-----|-------------------|
| DE | 88 | Britt Beery |
| DE | 93 | Kylan Cole |
| N | 90 | Logan Burgess |
| N | 99 | Jack Frey |
| DE | 41 | Beau Robbins |
| DE | 72 | Joey Bejin |
| OLB | 32 | John Hokanson |
| OLB | 40 | Alex Brown |
| OLB | 42 | Joey Schmidt |
| OLB | 52 | Edward Ward |
| ILB | 46 | Justin Fleck |
| ILB | 54 | Kasan Barkley |
| ILB | 43 | Jack Van Remortel |
| ILB | 17 | Matt Boyer |
| CB | 38 | Austin Newland |
| CB | 30 | Andrew Colombo |
| CB | 28 | Jacob Abrams |
| CB | 26 | Nick Leinbaugh |
| S | 22 | Nate Frey |
| S | 3 | Jalen Walker |
| S | 34 | Ben Leary |
| S | 14 | Mark Allen |



Center Grove Trojans

Class 6A



| <i>Lt./Dk.</i> | <i>Name</i> | <i>Gr.</i> | <i>Ht.</i> | <i>Wt.</i> | <i>Position(s)</i> |
|----------------|---------------------|------------|------------|------------|--------------------|
| 1 | Jackson Moore | 10 | 6-1 | 170 | QB |
| 2 | Jacob Keith | 10 | 6-2 | 180 | DB |
| 3 | Russ Yeast | 12 | 6-0 | 185 | RB |
| 4 | Bailey Bennett | 12 | 6-0 | 210 | LB |
| 5 | Austin Daming | 11 | 6-1 | 215 | LB |
| 5 | Aiden Todd | 10 | 5-8 | 150 | DB |
| 6 | Drew Green | 10 | 5-9 | 155 | DB |
| 6 | Evan Stone | 10 | 5-10 | 140 | QB |
| 7 | Grant Bauer | 11 | 6-1 | 210 | QB |
| 7 | Nik Browning | 10 | 5-9 | 150 | DB |
| 8 | Trent Line | 12 | 5-9 | 140 | WR |
| 9 | Jack Kellams | 12 | 6-3 | 210 | QB |
| 10 | Chris Martin | 10 | 5-9 | 155 | DB |
| 11 | PJ Buck | 10 | 6-0 | 170 | WR |
| 11 | Adam Rodriguez | 10 | 5-11 | 150 | DB |
| 12 | Brett Boswell | 11 | 6-0 | 165 | DB |
| 12 | Matt Drake | 11 | 5-11 | 155 | WR |
| 13 | Mikala Gardner | 12 | 5-8 | 165 | RB |
| 13 | Nate Line | 10 | 5-5 | 140 | DB |
| 14 | Sam Hohlt | 10 | 6-1 | 140 | RB |
| 15 | Alonzo Johnson, Jr. | 11 | 5-7 | 180 | RB |
| 17 | Parker Ferguson | 12 | 6-5 | 260 | DL |
| 18 | Peyton Pruet | 10 | 5-8 | 140 | DB |
| 19 | Cam Petty | 10 | 6-1 | 195 | DB |
| 20 | Cole Williams | 11 | 5-11 | 210 | DL |
| 21 | Lucas Roehling | 10 | 6-1 | 165 | DB |
| 22 | Nick Pickett | 10 | 5-10 | 165 | RB |
| 23 | AJ Gin | 11 | 5-10 | 170 | LB |
| 24 | Riley Roberts | 11 | 5-10 | 160 | DB |
| 25 | Jonah Hays | 11 | 5-11 | 170 | DB |
| 27 | Nate Weishaar | 12 | 5-11 | 185 | LB |
| 28 | Sam Bolin | 12 | 5-10 | 195 | LB |
| 29 | Trevor Hohlt | 12 | 6-0 | 185 | RB |
| 30 | Titus McCoy | 12 | 5-10 | 195 | RB |
| 31 | Jake Gagnon | 10 | 5-10 | 140 | WR |
| 32 | Gavin Matheson | 10 | 5-11 | 175 | RB |
| 33 | Matt Pence | 10 | 6-1 | 165 | DB |
| 33 | Aidan Kennedy | 10 | 5-7 | 150 | WR |
| 34 | Triston Clark | 12 | 5-8 | 175 | RB |
| 34 | Cameron Wright | 11 | 5-11 | 160 | DB |
| 35 | Tyler Watson | 11 | 5-11 | 175 | RB |
| 36 | Koby Brown | 12 | 5-7 | 195 | RB |
| 37 | Logan Bontrager | 12 | 6-0 | 175 | DB |
| 38 | Corbin Laque | 12 | 6-0 | 180 | DB |
| 39 | Keegan Gephart | 11 | 5-11 | 175 | DB |
| 40 | Cole Bontrager | 10 | 5-11 | 155 | LB |
| 41 | Tommy Robinson | 10 | 6-0 | 195 | LN |
| 42 | Ethan Huntzinger | 12 | 6-1 | 205 | RB |
| 43 | Logan Strong | 10 | 5-7 | 150 | RB |
| 43 | Zack Hitz | 12 | 5-5 | 165 | WR |
| 44 | Trey Vaughns | 11 | 6-6 | 215 | DL |
| 45 | Dan Roof | 12 | 6-2 | 215 | DL |
| 46 | Calvin Whitaker | 11 | 6-5 | 195 | TE |
| 47 | Cade Lansdell | 10 | 5-11 | 165 | LB |

| <i>Lt./Dk.</i> | <i>Name</i> | <i>Gr.</i> | <i>Ht.</i> | <i>Wt.</i> | <i>Position(s)</i> |
|----------------|------------------|------------|------------|------------|--------------------|
| 48 | Gleason Mappes | 11 | 5-10 | 180 | DL |
| 50 | Hunter Stroup | 10 | 6-1 | 220 | DL |
| 51 | Sam Steimel | 12 | 5-11 | 195 | DL |
| 52 | Justin Tolle | 11 | 6-1 | 225 | OL |
| 53 | AJ Snow | 11 | 6-5 | 250 | OL |
| 54 | Tyler Olston | 12 | 6-2 | 245 | OL |
| 55 | Nick Arbuckle | 12 | 6-2 | 215 | LB |
| 56 | Ben Seifert | 10 | 6-0 | 210 | OL |
| 57 | Mason Cook | 10 | 5-11 | 190 | DL |
| 58 | Nolan Coy | 10 | 5-8 | 185 | OL |
| 59 | Fred Lyons | 10 | 6-0 | 300 | OL |
| 62 | Eric Nitiss | 11 | 6-1 | 235 | OL |
| 63 | Deacon Long | 10 | 6-0 | 215 | OL |
| 64 | Ben Smith | 10 | 5-10 | 200 | DL |
| 65 | Skyler Spetter | 11 | 6-3 | 235 | OL |
| 66 | Nick Davis | 12 | 5-11 | 265 | OL |
| 67 | Bailey Smith | 12 | 6-2 | 270 | OL |
| 68 | Gunner Lepper | 11 | 5-10 | 205 | OL |
| 69 | Dylan Bramlett | 12 | 5-11 | 235 | OL |
| 70 | Ethan Hart | 12 | 6-0 | 270 | OL |
| 71 | Clay Hadley | 12 | 6-2 | 275 | OL |
| 72 | Sida Lucas | 11 | 6-2 | 270 | OL |
| 73 | Seth Ferrando | 12 | 6-2 | 250 | DL |
| 74 | Ethan Carlton | 10 | 6-0 | 300 | DT |
| 75 | Camron Robinson | 11 | 5-10 | 230 | OL |
| 76 | Ryan Alt | 11 | 6-0 | 190 | OL |
| 77 | AJ Wiese | 10 | 6-2 | 250 | OL |
| 78 | Johnathon Barto | 11 | 6-2 | 245 | DL |
| 79 | Gavin Hoffman | 11 | 5-9 | 200 | DL |
| 79 | Drew Chupp | 12 | 5-10 | 270 | DL |
| 80 | Andrew Mroz | 10 | 6-2 | 150 | WR |
| 81 | Chris Foote | 12 | 6-0 | 170 | WR |
| 82 | Gage Gosnell | 9 | 6-2 | 200 | DL |
| 83 | Tyler Boyer | 12 | 5-10 | 155 | WR |
| 84 | Logan Hostetter | 11 | 6-1 | 160 | TE |
| 84 | Zack London | 11 | 5-8 | 140 | DB |
| 85 | Kaleb Hennessy | 12 | 5-10 | 165 | SE |
| 85 | Evan Suarez | 11 | 6-1 | 175 | DB |
| 86 | Chris Rakow | 12 | 6-0 | 160 | WR |
| 87 | Michael Conner | 12 | 6-1 | 170 | WR |
| 88 | Christian Goines | 12 | 6-4 | 155 | WR |
| 89 | Lucas Doyle | 10 | 6-6 | 245 | TE |
| 90 | Marek Mayes | 12 | 5-11 | 195 | DL |
| 90 | Patrick Brickley | 10 | 5-9 | 155 | DB |
| 91 | Brian Gaffney | 10 | 5-10 | 190 | DL |
| 92 | Eli Pfothenhauer | 10 | 5-11 | 185 | TE |
| 93 | Lucas Hunter | 10 | 6-2 | 245 | DL |
| 94 | Brad Boswell | 11 | 6-2 | 220 | DL |
| 95 | JoNathan Sheldon | 11 | 5-8 | 135 | DB |
| 96 | Julius Byrd | 11 | 5-9 | 195 | DL |
| 97 | Cory Heinrichs | 11 | 6-3 | 255 | DL |
| 98 | Garrett Lane | 10 | 5-10 | 165 | DB |
| 99 | Luke Eckert | 10 | 6-1 | 185 | P/K |

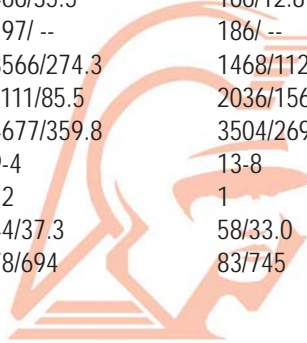
Center Grove Trojans

Class 6A



Team Statistics

| | Team | Opponents |
|--------------------------------|------------|------------|
| Total Points / Points Per Game | 466/35.5 | 166/12.8 |
| First Downs / Per Game | 197/ -- | 186/ -- |
| Rushing Yards / Per Game | 3566/274.3 | 1468/112.9 |
| Passing Yards / Per Game | 1111/85.5 | 2036/156.6 |
| Total Yards / Per Game | 4677/359.8 | 3504/269.5 |
| Fumbles Recovered By | 9-4 | 13-8 |
| Intercepted By | 12 | 1 |
| Total Punts / Average | 44/37.3 | 58/33.0 |
| Penalties / Yards | 78/694 | 83/745 |



Individual Statistics

| Scoring | G | TD | 1-Pt. | 2-Pt. | FG | TP | PPG |
|------------------|----|----|-------|-------|----|-----|------|
| 3 Russ Yeast | 13 | 27 | 0 | 0 | 0 | 162 | 12.5 |
| 99 Luke Eckert | 13 | 0 | 52 | 0 | 6 | 70 | 5.3 |
| 30 Titus McCoy | 13 | 10 | 0 | 0 | 0 | 60 | 4.6 |
| 29 Trevor Hohlt | 13 | 8 | 0 | 0 | 0 | 48 | 3.7 |
| 34 Triston Clark | 13 | 4 | 0 | 0 | 0 | 24 | 1.8 |

| Rushing | G | Att. | Yds. | TD | YPG | YPC | Long |
|------------------|----|------|------|----|-------|-----|------|
| 3 Russ Yeast | 13 | 174 | 1472 | 19 | 113.2 | 8.5 | 86 |
| 29 Trevor Hohlt | 13 | 100 | 623 | 6 | 47.9 | 6.2 | 70 |
| 30 Titus McCoy | 10 | 90 | 462 | 10 | 35.5 | 5.1 | 75 |
| 34 Triston Clark | 13 | 80 | 430 | 4 | 33.1 | 5.4 | 45 |
| 19 Cam Petty | 13 | 18 | 157 | 1 | 12.1 | 8.7 | 35 |

| Passing | G | Comp. | Att. | Int. | TD | Yds. | YPG |
|-----------------|----|-------|------|------|----|------|------|
| 9 Jack Kellams | 13 | 67 | 112 | 1 | 14 | 1084 | 83.6 |
| 1 Jackson Moore | 13 | 1 | 1 | 0 | 1 | 3 | -- |

| Receiving | G | Rec. | Yds. | TD | YPG | YPC | Long |
|--------------------|----|------|------|----|------|------|------|
| 3 Russ Yeast | 13 | 27 | 554 | 8 | 46.5 | 20.5 | 65 |
| 29 Trevor Hohlt | 13 | 12 | 193 | 2 | 15.3 | 16.1 | 54 |
| 83 Tyler Boyer | 10 | 4 | 120 | 2 | 30 | 10 | 65 |
| 85 Kaleb Hennessey | 13 | 2 | 84 | 1 | 7 | 42 | 50 |
| 97 Cory Heinrichs | 13 | 3 | 39 | 1 | 15 | 3.3 | 15 |

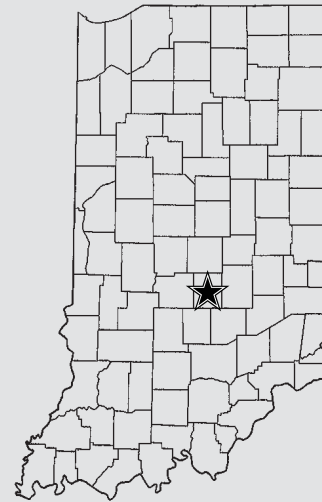
| Defense | G | Tackles | For Loss | Sacks | INT | FF | FR |
|--------------------|----|---------|----------|-------|-----|----|----|
| 4 Bailey Bennett | 13 | 83.5 | 11.5 | 1.5 | 2 | 3 | 2 |
| 37 Logan Bontrager | 13 | 73.5 | 2 | 0 | 0 | 0 | 0 |
| 55 Nick Arbuckle | 13 | 61 | 3.5 | 1 | 1 | 0 | 0 |
| 35 Tyelr Watson | 13 | 55.5 | 1 | 0 | 1 | 0 | 0 |
| 45 Dan Root | 13 | 49 | 7 | 4.5 | 0 | 2 | 1 |
| 28 Sam Bolin | 13 | 45 | 3.5 | 1 | 1 | 1 | 1 |

State Finals History

State Champion: **(1)** 2008 (5A), 2016 (6A)
 Runner-Up: **(1)** 2000 (5A)
 Appearances: **(4)** 2000 (5A), 2008 (5A), 2015 (6A), 2016 (6A)



Eric Moore
 Head Coach
 173-55 (17th year)
 221-60 (22nd year overall)



Team Facts

City/Town: Greenwood
 County: Johnson
 Superintendent: Dr. Rich Arkanoff
 Principal: Doug Bird
 Athletic Director: Jon Zwitz
 Asst. Athletic Director: Scott Knapp
 Head Coach: Eric Moore
 Assistant Coaches: Chad Daniels, Troy Dice, Nick Lyon, Andy Moore, Joe Sidere-wicz, Matt Patterson, Brad Timmons, Tom Blanck, Monty Goines, Kevin Dietel, Barry Bolin, Drew Garrison, Daniel Weems, Brian Harbin, Ryan Spoonmore, Matt Adams, Ryan Jones, Ed Brickley
 Student Managers: Phillip Hopson, Brock Mullens, Zane Smith, Leia Castile, Jordan Glogoza, Zach Sheely
 Offensive Formation: Wing-T
 Defensive Formation: 4-3 Under/Over
 Colors: Red and White
 Conference: Metropolitan Interscholastic
 Enrollment: 2,508
 Last Year's W-L Record: 14-0

Season Results (12-1)

| | | | |
|-------------------|-------------------|---|-------|
| 8/19 | Warren Central | L | 21-16 |
| 8/26 | at Whiteland | W | 43-0 |
| 9/2 | Carmel | W | 19-6 |
| 9/9 | at Ben Davis | W | 20-7 |
| 9/16 | North Central | W | 51-14 |
| 9/23 | Lawrence Central | W | 35-21 |
| 9/30 | at Pike | W | 51-7 |
| 10/7 | at Lawrence North | W | 14-0 |
| 10/14 | Cathedral | W | 44-41 |
| Sectional | | | |
| 10/21 | Jeffersonville | W | 62-6 |
| 11/4 | at Columbus North | W | 41-14 |
| Regional | | | |
| 11/11 | Warren Central | W | 28-7 |
| Semi-State | | | |
| 11/18 | at Ben Davis | W | 42-22 |

HEAD COACH PROFILE

Name: Eric Moore

Age:55

Spouse's Name:Brandy

Years Married:17

Children's Names, Ages:Tyson 24, Hannah 23, Jackson 16, Hayden 12, Sydney 10

Current Occupation, Employer:Teacher /Coach Center Grove Schools Corporation

No. of Yrs.:17

If a teacher, what subjects and grades do you teach: Physical Education

Education

High School Attended, Year Graduated:Edgewood 1979

College Attended, Year Graduated:Indiana University 1984

Degree(s) / Major: Bachelor of Science, (Physical Education)

Athletic Participation

| Sport | High School Years (ie: 1972, 73) | College Years (ie: 1976, 77) |
|----------|-------------------------------------|---------------------------------|
| Football | 1977 | 1980-84 |

As a high school or college player, have you ever competed in a State or National Championship Event in any sport? If yes, please give details: No

Coaching Experience (Football Only)

Years as Varsity Head Coach at Current School (ie: 5 years):17 (1999-2016)

Actual Years as Varsity Head Coach at Current School (ie: 1996-2000):17 (1999-2016)

Record as Varsity Head Coach at Current School:173-55

Overall Varsity Head Coaching Record:221-60

Do you coach any other sports at your school? Track and Field (2011 STATE CHAMPS)

Please list below where you've coached during your career starting with your current position:

| School | Head / Asst. | No. of Years (ie: 5) | Actual Years (ie: 1992-present) |
|--|--------------|-------------------------|------------------------------------|
| Center Grove High School | Head | 17 | 1999-present |
| Charlotte High School Punta Gorda Florida | Head | 4 | 1994-1998 |
| Charlotte High School Punta Gorda Florida | Assistant | 8 | 1986-1994 |

Tournament Championships (As the Varsity Head Coach, list years your team won):

Sectional:

00,02,03,08,09,10,11,12,13,14,15,1

6

Regional:

00,02,03,08,09,10,11,12,13,14,15,1

6

Semi-State: 00,08,15,16

State Championship: 08,15

Something Interesting About You Personally Or Professionally That People Might Not Know:

I love NASCAR and Indy car racing.

CENTER GROVE DEPTH CHART

Offense

| Pos. | No. | Name |
|------|-----|----------------|
| RB | 3 | Russ Yeast |
| RB | 30 | Titus McCoy |
| RB | 29 | Trevor Hohlt |
| TE | 97 | Cory Heinrichs |
| | | |
| QB | 9 | Jack Kellams |
| SE | 8 | Trent Line |
| OL | 66 | Nick Davis |
| OL | 67 | Bailey Smith |
| OL | 69 | Dylan Bramlett |
| OL | 70 | Ethan Hart |
| OL | 71 | Clay Hadley |
| | | |
| RB | 19 | Cam Petty |
| RB | 32 | Gavin Matheson |
| RB | 34 | Triston Clark |
| | | |
| TE | 89 | Lucas Doyle |
| | | |
| QB | 1 | Jackson Moore |
| | | |
| OL | 52 | Justin Tolle |
| OL | 77 | AJ Weise |
| OL | 53 | AJ Snow |
| OL | 65 | Skyler Spetter |
| | | |
| SE | 85 | Kaleb Hennessy |

Specialists

| Pos. | No. | Name |
|--------------|-----|---------------|
| Punter | 11 | PJ Buck |
| Long Snapper | 91 | Brian Gaffney |
| Holder | 1 | Jackson Moore |
| Placekicker | 99 | Luke Eckert |
| | | |
| Kickoffs | 99 | Luke Eckert |

Defense

| Pos. | No. | Name |
|------|-----|-----------------|
| DL | 17 | Parker Ferguson |
| DL | 73 | Seth Ferrando |
| DE | 45 | Dan Root |
| DE | 20 | Cole Williams |
| LB | 4 | Bailey Bennet |
| LB | 28 | Sam Bolin |
| LB | 55 | Nick Arbuckle |
| | | |
| DB | 37 | Logan Bontrager |
| DB | 38 | Corbin Laque |
| DB | 12 | Brett Boswell |
| DB | 35 | Tyler Watson |
| | | |
| DL | 93 | Lucas Hunter |
| DL | 94 | Brad Boswell |
| | | |
| DE | 91 | Brian Gaffney |
| DE | 90 | Merek Mayes |
| | | |
| LB | 41 | Tommy Robinson |
| LB | 23 | AJ Gin |
| LB | 27 | Nate Weishaar |
| | | |
| DB | 33 | Matt Pence |
| DB | 39 | Keegan Gephart |
| DB | 25 | Jonah Hayes |
| DB | 2 | Jacob Keith |
| | | |
| PK | 99 | Luke Eckert |
| PK | 11 | PJ Buck |
| | | |
| P | 11 | PJ Buck |
| P | 99 | Luke Eckert |

IHSAA STATE CHAMPIONSHIP GAME SCORES

| Year | State Champion | Coach | Rec | Runner-Up | Coach | Rec | Score |
|---|--------------------------------|--------------------|------|---------------------------|------------------|------|-----------|
| 1973-74 | 3A South Bend Washington | Bob Van Camp | 12-0 | Indianapolis Cathedral | Mike McGinley | 11-1 | 19-13 |
| | 2A Greenfield-Central | Clayton Myers | 12-0 | Blackford | Eldon Leeth | 9-3 | 21-12 |
| | A Mishawaka Marian | Mike Hecklinski | 10-2 | Providence | Gene Sartini | 11-1 | 21-14 |
| 1974-75 | 3A Indianapolis Washington | Bob Springer | 12-0 | Mishawaka | Bill Doba | 10-2 | 19-12 |
| | 2A Blackford | Eldon Leeth | 12-0 | Boonville | Bill Harrawood | 10-2 | 28-14 |
| | A Garrett | David Wiant | 11-0 | North Knox | Jim Beery | 9-3 | 20-6 |
| 1975-76 | 3A Valparaiso | Tom Stokes | 12-0 | Carmel | Dick Dullaghan | 11-1 | 14-13 |
| | 2A Mishawaka Marian | Mike Hecklinski | 11-0 | Greenfield-Central | Clayton Myers | 9-3 | 34-0 |
| | A Lawrenceburg | Dick Meador | 11-1 | Wes-Del | Dave Land | 11-1 | 28-14 |
| 1976-77 | 3A Merrillville | Ken Haupt | 11-1 | Indianapolis Cathedral | Mike McGinley | 12-1 | 28-24 |
| | 2A Mishawaka Marian | Mike Hecklinski | 12-0 | Jasper | Jerry Brewer | 12-1 | 34-7 |
| | A Lafayette Central Catholic | Paul LaRocca | 11-2 | Lawrenceburg | Dick Meador | 11-2 | 8-6 |
| 1977-78 | 3A Portage | Les Klein | 12-1 | Evansville Reitz | Bob Padgett | 12-1 | 33-14 |
| | 2A Plymouth | Bill Nixon | 13-0 | Jasper | Jerry Brewer | 12-1 | 21-14 2OT |
| | A Indianapolis Cardinal Ritter | Duffy Hagist | 11-1 | Tippecanoe Valley | Charles Smith | 12-1 | 15-6 |
| 1978-79 | 3A Carmel | Dick Dullaghan | 13-0 | Fort Wayne Bishop Dwenger | Larry Bartolameo | 12-1 | 35-18 |
| | 2A Goshen | Ken Mirer | 12-1 | Brownsburg | Vic Overman | 11-2 | 9-0 |
| | A Lawrenceburg | Dick Meador | 13-0 | Fountain Central | Dale Hummer | 11-2 | 34-6 |
| 1979-80 | 3A Columbus East | John Stafford | 13-0 | Hobart | Don Howell | 11-1 | 21-14 |
| | 2A Blackford | Charles Lori | 13-0 | Noblesville | Jim Belden | 12-1 | 24-22 |
| | A Tippecanoe Valley | Charles Smith | 13-0 | Hamilton Southeastern | David Enright | 12-1 | 44-14 |
| 1980-81 | 3A Carmel | Jim Belden | 13-0 | Hobart | Don Howell | 11-2 | 13-7 |
| | 2A Franklin Central | Chuck Stephens | 13-0 | NorthWood | Jim Andrews | 11-2 | 19-13 |
| | A Sheridan | Larry Wright | 13-0 | North Judson | Russ Radtke | 12-1 | 27-0 |
| 1981-82 | 3A Carmel | Jim Belden | 14-0 | Fort Wayne Snider | Mike Hawley | 13-1 | 27-0 |
| | 2A Franklin Central | Chuck Stephens | 12-1 | Goshen | Ken Mirer | 11-1 | 34-20 |
| | A Hamilton Southeastern | Dave Enright | 11-0 | Woodlan | Leland Etzler | 8-3 | 7-6 |
| 1982-83 | 3A Castle | John Lidy | 14-0 | Hobart | Don Howell | 13-1 | 26-23 |
| | 2A Franklin Central | Chuck Stephens | 12-2 | McCutcheon | Frank O'Shea | 13-1 | 40-13 |
| | A Oak Hill | Terry Lichtenberg | 13-1 | Southridge | Bob Hawkins | 11-3 | 14-7 |
| 1983-84 | 4A Penn | Chris Geesman | 14-0 | Indianapolis Washington | Bob Springer | 13-1 | 25-14 |
| | 3A Fort Wayne Bishop Dwenger | Andy Johns | 14-0 | Roncalli | Bill Kuntz | 12-2 | 22-21 |
| | 2A Indianapolis Bishop Chatard | Chuck Schwaneckamp | 14-0 | Fort Wayne Bishop Luers | Steve Keefer | 9-5 | 20-16 |
| | A Fountain Central | Rick Malone | 13-1 | Churubusco | Rick Lightfoot | 11-3 | 12-3 |
| RCA Dome (originally Hoosier Dome 1984-94), Indianapolis | | | | | | | |
| 1984-85 | 4A Warren Central | Jerry Stauffer | 14-0 | Hobart | Don Howell | 13-1 | 28-8 |
| | 3A Brownsburg | Mike Godan | 14-0 | Concord | Tom Conn | 10-4 | 17-12 |
| | 2A Indianapolis Bishop Chatard | Chuck Schwaneckamp | 13-1 | West Lafayette | Ernie Beck | 11-3 | 35-7 |
| | A Sheridan | Larry Wright | 14-0 | North Judson | Russ Radtke | 13-1 | 19-10 |
| 1985-86 | 5A Warren Central | Jerry Stauffer | 14-0 | Valparaiso | Mark Hoffman | 12-2 | 41-7 |
| | 4A Brownsburg | Mike Godan | 14-0 | Hobart | Don Howell | 13-1 | 23-17 |
| | 3A Roncalli | Bill Kuntz | 13-1 | Wawasee | Myron Dickerson | 9-5 | 37-3 |
| | 2A Fort Wayne Bishop Luers | Steve Keefer | 11-3 | Lawrenceburg | Glenn Crocker | 13-1 | 25-7 |
| | A Eastern Hancock | Bob Copeland | 13-1 | Jimtown | Bill Sharpe | 11-2 | 20-7 |
| 1986-87 | 5A Carmel | Jim Belden | 14-0 | Fort Wayne Snider | Mike Hawley | 13-1 | 20-17 OT |
| | 4A DeKalb | Dale Hummer | 13-1 | Franklin Central | Chuck Stephens | 12-2 | 28-7 |
| | 3A Indianapolis Cathedral | Mike McGinley | 12-2 | NorthWood | Jim Andrews | 12-2 | 12-0 |
| | 2A Whitko | Bryan Sprunger | 14-0 | Tell City | Mike Spencer | 10-4 | 26-0 |
| | A South Putnam | Mark Wildman | 11-3 | North Judson | Russ Radtke | 13-1 | 29-21 |

| | | | | | | | | |
|---------|----|-----------------------------|-----------------|------|------------------------------|--------------------|------|----------|
| 1987-88 | 5A | Ben Davis | Dick Dullaghan | 12-2 | Highland | Dave Shelbourne | 9-5 | 14-7 |
| | 4A | Hobart | Don Howell | 14-0 | Jasper | Jerry Brewer | 13-1 | 31-0 |
| | 3A | Zionsville | Rick Wimmer | 14-0 | Elwood | Mark Hughes | 12-2 | 23-7 |
| | 2A | Rochester | Mark Miller | 12-2 | Indianapolis Cardinal Ritter | Rick Carrico | 12-2 | 23-20 |
| | A | Sheridan | Larry Wright | 12-2 | Jimtown | Bill Sharpe | 12-1 | 10-0 |
| 1988-89 | 5A | Ben Davis | Dick Dullaghan | 14-0 | Marion | Mark Surface | 13-1 | 43-0 |
| | 4A | Goshen | Randy Robertson | 14-0 | Franklin Central | Chuck Stephens | 11-3 | 24-10 |
| | 3A | Roncalli | Bill Sylvester | 12-2 | Tipton | Mike Tolle | 11-3 | 14-13 |
| | 2A | Western Boone | Jeff Pearson | 13-1 | South Spencer | Jerry Denstorff | 12-2 | 14-7 |
| | A | Sheridan | Larry Wright | 14-0 | Bremen | Martin Huber | 11-3 | 59-0 |
| 1989-90 | 5A | Carmel | Jim Belden | 13-1 | Penn | Chris Geesman | 13-1 | 10-7 |
| | 4A | Hobart | Don Howell | 13-1 | Franklin Central | Chuck Stephens | 12-2 | 17-7 |
| | 3A | Hammond Bishop Noll | Jerry Vlastic | 13-1 | Roncalli | Bill Sylvester | 10-4 | 20-14 |
| | 2A | Fort Wayne Bishop Luers | Matt Lindsay | 12-2 | Tri-West Hendricks | Mike Gillin | 13-1 | 24-22 |
| | A | Bremen | John Kucela | 11-3 | Springs Valley | Bill Harris | 13-1 | 31-8 |
| 1990-91 | 5A | Ben Davis | Dick Dullaghan | 13-1 | Marion | Mark Surface | 13-1 | 37-3 |
| | 4A | Franklin Central | Chuck Stephens | 14-0 | Hobart | Don Howell | 13-1 | 34-14 |
| | 3A | Fort Wayne Bishop Dwenger | Andy Johns | 14-0 | New Palestine | Marvin Shepler | 12-2 | 56-14 |
| | 2A | Indianapolis Scecina | Ott Hurrle | 9-5 | River Forest | Tom Redman | 11-3 | 28-27 |
| | A | South Decatur | Ken Wendling | 13-0 | Southwood | David Wilhelm | 12-2 | 44-15 |
| 1991-92 | 5A | Ben Davis | Dick Dullaghan | 14-0 | Penn | Chris Geesman | 13-1 | 38-14 |
| | 4A | Hobart | Don Howell | 13-1 | Seymour | Joe Goodman | 12-2 | 20-0 |
| | 3A | Fort Wayne Bishop Dwenger | Andy Johns | 13-1 | Indianapolis Cathedral | Rick Streiff | 11-3 | 34-27 |
| | 2A | Indianapolis Scecina | Ott Hurrle | 11-3 | Fort Wayne Bishop Luers | Matt Lindsay | 8-6 | 20-17 |
| | A | Jimtown | Bill Sharpe | 12-1 | Indianapolis Cardinal Ritter | Vince Lorenzano | 9-5 | 13-7 |
| 1992-93 | 5A | Fort Wayne Snider | Russ Isaacs | 14-0 | Ben Davis | Dick Dullaghan | 12-2 | 24-21 |
| | 4A | Harrison (West Lafayette) | A.J. Rickard | 13-1 | Fort Wayne Wayne | Mark Newlin | 10-4 | 21-3 |
| | 3A | Indianapolis Cathedral | Rick Streiff | 12-2 | Northwestern | Dan Robinson | 13-1 | 33-14 |
| | 2A | Fort Wayne Bishop Luers | Matt Lindsay | 13-1 | Westfield | Dick Parker | 12-2 | 17-0 |
| | A | Sheridan | Larry Wright | 10-4 | Indianapolis Cardinal Ritter | Vince Lorenzano | 8-6 | 6-0 |
| 1993-94 | 5A | Bloomington South | Mo Moriarity | 14-0 | Lake Central | Elmer Britton | 11-3 | 33-27 |
| | 4A | Hobart | Don Howell | 13-1 | East Central | Rod Ballart | 13-1 | 31-18 |
| | 3A | Roncalli | Bruce Scifres | 14-0 | NorthWood | Rich Dodson | 13-1 | 14-12 |
| | 2A | West Lafayette | Ernie Beck | 14-0 | Providence | Gene Sartini | 11-3 | 22-7 |
| | A | North Miami | Bob Bridge | 11-3 | West Washington | Todd Pritchett | 11-3 | 37-16 |
| 1994-95 | 5A | Castle | John Lidy | 12-2 | Portage | Craig Buzea | 13-1 | 30-12 |
| | 4A | East Central | Rod Ballart | 14-0 | DeKalb | Ron Kock | 13-1 | 35-0 |
| | 3A | Roncalli | Bruce Scifres | 12-2 | Tipton | Mike Tolle | 12-2 | 35-14 |
| | 2A | Bremen | Martin Huber | 12-2 | Evansville Mater Dei | Frank Will | 11-3 | 38-10 |
| | A | North White | Jim Davis | 14-0 | Sheridan | Larry Wright | 11-3 | 34-7 |
| 1995-96 | 5A | Penn | Chris Geesman | 14-0 | Evansville North | Mike Wilson | 13-1 | 35-13 |
| | 4A | Fort Wayne Wayne | Mark Newlin | 12-2 | Franklin County | Kent Grider | 12-2 | 28-8 |
| | 3A | South Bend St. Joseph's | Frank Amato | 14-0 | Jasper | Jerry Brewer | 13-1 | 28-0 |
| | 2A | North Montgomery | Charley German | 13-1 | Bremen | Martin Huber | 12-2 | 20-17 |
| | A | Carroll (Flora) | John Hendryx | 13-1 | Tri-West Hendricks | Mark Haste | 12-2 | 26-13 |
| 1996-97 | 5A | Penn | Chris Geesman | 13-1 | Ben Davis | Dick Dullaghan | 12-2 | 17-14 |
| | 4A | Indianapolis Cathedral | Rick Streiff | 14-0 | Hobart | Don Howell | 12-2 | 27-7 |
| | 3A | Zionsville | Larry McWhorter | 14-0 | Fort Wayne Bishop Dwenger | Andy Johns | 12-2 | 14-7 |
| | 2A | North Montgomery | Charley German | 13-1 | Fort Wayne Bishop Luers | Matt Lindsay | 8-6 | 37-34 |
| | A | Tri-West Hendricks | Mark Haste | 14-0 | Carroll (Flora) | John Hendryx | 13-1 | 37-14 |
| 1997-98 | 5A | Penn | Chris Geesman | 14-1 | Bloomington South | Mo Moriarity | 14-1 | 21-20 |
| | 4A | Griffith | Russ Radtke | 14-1 | Hamilton Southeastern | Rob Cutter | 13-2 | 49-7 |
| | 3A | Indianapolis Bishop Chatard | Craig Barr | 14-1 | Andean | Ted Karras, Jr. | 12-2 | 27-24 |
| | 2A | Jimtown | Bill Sharpe | 15-0 | Clarksville | Dennis Hawkins | 10-4 | 63-0 |
| | A | Pioneer | Mike Johnson | 15-0 | Knightstown | Don Willard | 14-1 | 49-21 |
| 1998-99 | 5A | Bloomington South | Mo Moriarity | 14-0 | Homestead | Cary Cavacini | 14-1 | 35-14 |
| | 4A | Indianapolis Cathedral | Rick Streiff | 13-2 | Concord | Tim Dawson | 10-5 | 38-7 |
| | 3A | Indianapolis Bishop Chatard | Craig Barr | 13-2 | NorthWood | Rich Dodson | 11-4 | 23-6 |
| | 2A | Jimtown | Bill Sharpe | 15-0 | Western Boone | Jeff Pearson | 14-1 | 28-0 |
| | A | Sheridan | Larry Wright | 14-1 | North White | Jim Davis | 12-3 | 56-33 |
| 1999-00 | 5A | Ben Davis | Dick Dullaghan | 15-0 | Penn | Chris Geesman | 13-2 | 27-3 |
| | 4A | Indianapolis Cathedral | Rick Streiff | 13-2 | Goshen | Brad Park | 12-3 | 24-21 |
| | 3A | Roncalli | Bruce Scifres | 15-0 | Norwell | Gary Scott | 13-2 | 24-14 |
| | 2A | Fort Wayne Bishop Luers | Matt Lindsay | 13-2 | Danville | Bob Copeland | 14-1 | 38-6 |
| | A | Lafayette Central Catholic | Scott Muncy | 14-0 | Perry Central | Terry Wagner | 12-3 | 59-7 |
| 2000-01 | 5A | Penn | Chris Geesman | 14-1 | Center Grove | Eric Moore | 13-2 | 21-0 |
| | 4A | East Noble | Tim Able | 14-1 | Plainfield | Chuck Schwaneckamp | 14-1 | 28-7 |
| | 3A | Heritage Hills | Bob Clayton | 15-0 | Zionsville | Larry McWhorter | 11-4 | 27-24 OT |
| | 2A | Evansville Mater Dei | Mike Goebel | 15-0 | Fort Wayne Bishop Luers | Matt Lindsay | 14-1 | 56-10 |
| | A | Adams Central | Rick Minnich | 12-3 | Attica | David McDonald | 14-1 | 29-21 |
| 2001-02 | 5A | Ben Davis | Dick Dullaghan | 15-0 | Valparaiso | Mark Hoffman | 13-2 | 35-16 |
| | 4A | Jasper | Jerry Brewer | 13-1 | Delta | Grant Zgunda | 13-2 | 35-20 |
| | 3A | Indianapolis Bishop Chatard | Tom Dilley | 11-4 | Andean | Jeff Karras | 13-2 | 3-0 |
| | 2A | Fort Wayne Bishop Luers | Matt Lindsay | 14-0 | Evansville Mater Dei | Mike Goebel | 14-1 | 57-29 |
| | A | Southern Wells 30 | Mark Lefebvre | 14-1 | Perry Central | Mike Spencer | 14-1 | 30-7 |

| | | | | | | | | |
|--|----------------------------|------------------------------|-------------------|-----------------|------------------------------|------------------|-------|-----------|
| 2002-03 | 5A | Ben Davis | Dick Dullaghan | 12-3 | Fort Wayne Snider | Russ Isaacs | 13-1 | 31-7 |
| | 4A | Roncalli | Bruce Scifres | 10-4 | Fort Wayne Bishop Dwenger | Chris Svarczkopf | 13-2 | 24-21 |
| | 3A | Indianapolis Bishop Chatard | Tom Dilley | 15-0 | Andrean | Wally McCormack | 13-2 | 31-12 |
| | 2A | Fort Wayne Bishop Luers | Matt Lindsay | 12-3 | Southridge | Brad Hanner | 12-3 | 36-30 |
| | A | Southwood | Terry Siddall | 13-1 | South Putnam | Mark Wildman | 12-3 | 17-14 |
| 2003-04 | 5A | Warren Central | Kevin Wright | 13-2 | Penn | Cory Yeoman | 13-2 | 57-7 |
| | 4A | Roncalli | Bruce Scifres | 12-3 | East Noble | Chris DePew | 14-1 | 17-0 |
| | 3A | Indianapolis Bishop Chatard | Vince Lorenzano | 14-1 | NorthWood | Rich Dodson | 11-4 | 49-0 |
| | 2A | Tri-West Hendricks | Mark Haste | 14-1 | Harding | Sherwood Haydock | 13-2 | 41-36 |
| | A | Indianapolis Cardinal Ritter | Jim Boswell | 12-2 | Seeger | Brian Moore | 14-1 | 28-0 |
| 2004-05 | 5A | Warren Central | Kevin Wright | 14-1 | Fort Wayne Snider | Russ Isaacs | 14-1 | 35-23 |
| | 4A | Roncalli | Bruce Scifres | 13-2 | Wawasee | Joe Rietveld | 13-2 | 25-10 |
| | 3A | Andrean | Brett St. Germain | 13-2 | Heritage Hills | Bob Clayton | 14-1 | 21-14 |
| | 2A | Tri-West Hendricks | Mark Haste | 15-0 | Eastbrook | Jeff Adamson | 14-1 | 62-21 |
| | A | Seeger | Brian Moore | 15-0 | Indianapolis Cardinal Ritter | Jim Boswell | 10-5 | 20-7 |
| 2005-06 | 5A | Warren Central | Kevin Wright | 14-1 | Hamilton Southeastern | Rob Cutter | 11-4 | 55-20 |
| | 4A | Lowell | Kirk Kennedy | 11-4 | Roncalli | Bruce Scifres | 12-3 | 28-27 |
| | 3A | NorthWood | Rich Dodson | 9-6 | Indianapolis Bishop Chatard | Vince Lorenzano | 12-3 | 7-0 |
| | 2A | Jimtown | Bill Sharpe | 14-1 | North Posey | Joe Gengelbach | 12-3 | 35-7 |
| | A | Sheridan | Larry Wright | 13-2 | Knightstown | Don Willard | 14-1 | 21-7 |
| 2006-07 | 5A | Warren Central | Steve Tutsie | 15-0 | Carmel | Mo Moriarity | 12-3 | 35-14 |
| | 4A | Indianapolis Cathedral | Jim O'Hara | 13-2 | Concord | Tim Dawson | 14-1 | 38-14 |
| | 3A | Indianapolis Bishop Chatard | Vince Lorenzano | 14-1 | Norwell | Jeff Miller | 14-1 | 7-0 |
| | 2A | Harding | Sherwood Haydock | 12-3 | Southridge | Kelly Murphy | 12-3 | 20-7 |
| | A | Sheridan | Larry Wright | 15-0 | Indianapolis Cardinal Ritter | Ty Hunt | 13-2 | 34-28 OT |
| 2007-08 | 5A | Carmel | Mo Moriarity | 13-2 | Pike | Derek Moyers | 14-1 | 16-7 |
| | 4A | Evansville Reitz | John Hart | 15-0 | Lowell | Kirk Kennedy | 13-2 | 33-14 |
| | 3A | Indianapolis Bishop Chatard | Vince Lorenzano | 12-3 | South Bend St. Joseph's | Kevin Downey | 12-3 | 31-7 |
| | 2A | Fort Wayne Bishop Luers | Matt Lindsay | 11-4 | Heritage Christian | Ron Qualls | 13-2 | 21-6 |
| | A | Sheridan | Larry Wright | 15-0 | Rockville | Herb King | 14-1 | 34-28 |
| Lucas Oil Stadium, Indianapolis | | | | | | | | |
| 2008-09 | 5A | Center Grove | Eric Moore | 14-1 | Carmel | Mo Moriarity | 13-2 | 36-33 |
| | 4A | Indianapolis Cathedral | Rick Streiff | 12-2 | Fort Wayne Bishop Dwenger | Chris Svarczkopf | 14-1 | 10-7 |
| | 3A | Bellmont | Toney Bergman | 14-1 | Evansville Memorial | John Hurley | 12-3 | 28-14 |
| | 2A | Heritage Christian | Ron Qualls | 14-1 | Cass | Scott Mannering | 13-2 | 17-14 |
| | A | Indianapolis Cardinal Ritter | Ty Hunt | 15-0 | Sheridan | Larry Wright | 13-2 | 34-27 |
| 2009-10 | 5A | Warren Central | John Hart | 13-2 | Carmel | Mo Moriarity | 13-2 | 42-36 2OT |
| | 4A | Evansville Reitz | Tony Lewis | 15-0 | Lowell | Kirk Kennedy | 13-2 | 23-9 |
| | 3A | West Lafayette | Marshall Overley | 15-0 | Evansville Memorial | John Hurley | 11-4 | 24-10 |
| | 2A | Fort Wayne Bishop Luers | Matt Lindsay | 10-5 | Monrovia | Kevin Hutchins | 14-1 | 24-17 |
| | A | Lafayette Central Catholic | Kevin O'Shea | 15-0 | Fountain Central | Rick Malone | 14-1 | 52-0 |
| 2010-11 | 5A | Fishers | Rick Wimmer | 14-1 | Lawrence Central | Jayson West | 13-2 | 38-19 |
| | 4A | Indianapolis Cathedral | Rick Streiff | 12-3 | Fort Wayne Bishop Dwenger | Chris Svarczkopf | 13-1 | 31-20 |
| | 3A | Indianapolis Bishop Chatard | Vince Lorenzano | 11-4 | South Bend St. Joseph's | Ben Downey | 9-6 | 28-14 |
| | 2A | Fort Wayne Bishop Luers | Matt Lindsay | 14-1 | North Putnam | Greg Barrett | 14-1 | 26-14 |
| | A | Lafayette Central Catholic | Kevin O'Shea | 15-0 | Fountain Central | Rick Malone | 13-2 | 31-6 |
| 2011-12 | 5A | Carmel | Kevin Wright | 14-1 | Penn | Cory Yeoman | 14-1 | 54-0 |
| | 4A | Indianapolis Cathedral | Rick Streiff | 12-3 | South Bend Washington | Antwon Jones | 11-4 | 42-7 |
| | 3A | Indianapolis Bishop Chatard | Vince Lorenzano | 13-2 | South Bend St. Joseph's | Ben Downey | 12-3 | 21-7 |
| | 2A | Fort Wayne Bishop Luers | Matt Lindsay | 13-1 | Evansville Mater Dei | Mike Goebel | 13-2 | 41-17 |
| | A | Lafayette Central Catholic | Kevin O'Shea | 15-0 | Indianapolis Sccecina | Ott Hurrle | 11-4 | 38-7 |
| 2012-13 | 5A | Lawrence Central | Jayson West | 15-0 | Fort Wayne Snider | Kurt Tippmann | 14-1 | 39-14 |
| | 4A | Indianapolis Cathedral | Rick Streiff | 10-5 | Mishawaka | Bart Curtis | 11-4 | 56-29 |
| | 3A | Indianapolis Bishop Chatard | Vince Lorenzano | 13-2 | Hamilton Heights | Mitch Street | 13-2 | 30-13 |
| | 2A | Fort Wayne Bishop Luers | Steve Keefer | 11-4 | Indianapolis Cardinal Ritter | Ty Hunt | 14-1 | 40-28 |
| | A | Lafayette Central Catholic | Kevin O'Shea | 14-1 | Indianapolis Sccecina | Ott Hurrle | 11-4 | 14-0 |
| 2013-14 | 6A | Warren Central | Jayson West | 11-3 | Carmel | Kevin Wright | 10-4 | 7-6 |
| | 5A | Indianapolis Cathedral | Rick Streiff | 10-5 | Westfield | Jake Gilbert | 12-2 | 42-18 |
| | 4A | Columbus East | Bob Gaddis | 15-0 | Fort Wayne Bishop Dwenger | Chris Svarczkopf | 11-4 | 28-27 |
| | 3A | Andrean | Phil Mason | 15-0 | Brebeuf Jesuit | Mic Roessler | 11-4 | 35-27 |
| | 2A | Indianapolis Cardinal Ritter | Ty Hunt | 13-2 | Tipton | Aaron Tolle | 11-4 | 56-6 |
| A | Tri-Central | George Gilbert | 14-1 | Eastern Hancock | Pat Echeverria | 14-1 | 20-10 | |
| 2014-15 | 6A | Ben Davis | Mike Kirschner | 12-2 | Carmel | Kevin Wright | 13-1 | 42-24 |
| | 5A | Indianapolis Cathedral | Rick Streiff | 9-5 | LaPorte | Bob Schellinger | 8-6 | 56-7 |
| | 4A | New Palestine | Kyle Ralph | 15-0 | New Prairie | Russ Radtke | 13-2 | 77-42 |
| | 3A | Tri-West Hendricks | Chris Coll | 14-1 | Andrean | Phil Mason | 14-1 | 49-27 |
| | 2A | Rensselaer Central | Chris Meeks | 15-0 | Evansville Mater Dei | Mike Goebel | 14-1 | 45-21 |
| A | North Vermillion | Brian Crabtree | 15-0 | Pioneer | Mike Johnson | 13-2 | 27-26 | |
| 2015-16 | 6A | Center Grove | Eric Moore | 14-0 | Penn | Cory Yeoman | 12-2 | 28-16 |
| | 5A | Fort Wayne Snider | Kurt Tippmann | 13-1 | New Palestine | Kyle Ralph | 13-1 | 64-61 |
| | 4A | Fort Wayne Bishop Dwenger | Ernie Bojrab | 14-1 | East Central | Justin Roden | 12-3 | 27-3 |
| | 3A | Indianapolis Bishop Chatard | Vince Lorenzano | 12-3 | West Lafayette | Shane Fry | 13-2 | 31-7 |
| | 2A | Monrovia | Kevin Hutchins | 14-1 | Whiting | Jeff Cain | 13-2 | 33-6 |
| A | Lafayette Central Catholic | Kevin O'Shea | 15-0 | Linton-Stockton | Brian Oliver | 13-2 | 34-7 | |

PHIL N. ESKEW & BLAKE RESS MENTAL ATTITUDE AWARD RECIPIENTS

The IHSAA Executive Committee awards the Phil N. Eskew & Blake Ress Mental Attitude Awards to an outstanding senior participant in the Football State Finals of each classification. The 6A, 5A and 4A awards are named in honor of Eskew, the late third commissioner of the IHSAA, who guided the Association from 1962 to 1976. Under his direction, the IHSAA football tournament was initiated in 1973. Beginning in 2015, the 3A, 2A and 1A awards were re-named in honor of Ress, the IHSAA's seventh commissioner who led the organization from 2000 to 2011. The recipients of this award, nominated by their principal and coach, were determined to have best demonstrated mental attitude, scholarship, leadership and athletic ability in football. Indiana Farm Bureau Insurance will present \$1,000 to the general scholarship fund of the recipient's school.



| Year | Class | Recipient | School | Year | Class | Recipient | School | Year | Class | Recipient | School |
|---------|---------------|-------------------------|-----------------------------|---------------|------------------|------------------------------|---------------------------|------------------|------------------------------|-----------------------------|-----------------------------|
| 1973-74 | 3A | Dave Zapp | Indianapolis Cathedral | 1990-91 | 5A | Kasey Clevenger | Marion | 2003-04 | 5A | Wade Iams | Penn |
| | 2A | Leroy Robbins | Blackford | | 4A | LaRon Moore | Franklin Central | | 4A | Jeff Wedding | East Noble |
| | A | John Davis | Mishawaka Marian | | 3A | Brian Baker | Fort Wayne Bishop Dwenger | | 3A | Josh Sabo | Northwood |
| 1974-75 | 3A | Scot Shaw | Mishawaka | 1991-92 | 2A | Anthony Alfano | River Forest | 2004-05 | 2A | T.J. Siple | Tri-West Hendricks |
| | 2A | Richard Goings | Boonville | | A | Shawn Blaich | South Decatur | | A | Thomas Marshall | Seeger |
| | A | Paul Russell | Garrett | | 1992-93 | 5A | Chris Ings | | Ben Davis | 4A | Andrew Gregory |
| 1975-76 | 3A | Tom Smith | Valparaiso | 4A | | Frank Maggio | Hobart | 5A | Kory Lantz | Wawasee | |
| | 2A | David O'Connor | Mishawaka Marian | 3A | | Marcus Thorne | Indianapolis Cathedral | 3A | Bryce Pund | Heritage Hills | |
| | A | Kevin Keller | Wes-Del | 2A | Toby Jacobs | Indianapolis Seccina | 2A | Rob Bragg | Eastbrook | | |
| 1976-77 | 3A | Randall Shuman | Merrillville | A | Mark Franco | Indianapolis Cardinal Ritter | A | Spencer King | Indianapolis Cardinal Ritter | | |
| | 2A | Kevin Altman | Jasper | 1992-93 | 5A | Chris Rickenbach | Ben Davis | 2005-06 | 5A | Chris Summers | Hamilton Southeastern |
| | A | Thomas Weber | Lafayette Central Catholic | | 4A | Chad Welch | Harrison (West Lafayette) | | 4A | Nick Banich | Roncalli |
| 1977-78 | 3A | Bob Stephenson | Evansville Reitz | | 3A | Jeremy VanKley | Northwestern | | 3A | Kevin Ball | Indianapolis Bishop Chatard |
| | 2A | Pete Buchanan | Plymouth | 2A | Jeff Goeglein | Fort Wayne Bishop Luers | 2A | Ryan Kerney | North Posey | | |
| | A | Ray Rockhill | Tippecanoe Valley | A | Shelly Zachery | Sheridan | A | Matt Cox | Knightstown | | |
| 1978-79 | 3A | David Broecker | Carmel | 1993-94 | 5A | Eli Stoddard | Bloomington South | 2006-07 | 5A | Ryan Murray | Carmel |
| | 2A | Tom Bailey | Goshen | | 4A | Kevin Hammonds | Hobart | | 4A | Bobby Powers | Indianapolis Cathedral |
| | A | Brian Way | Lawrenceburg | | 3A | Ryan Hartman | NorthWood | | 3A | Chandler Harnish | Norwell |
| 1979-80 | 3A | Blair Kiel | Columbus East | 2A | Daniel Provonsha | West Lafayette | 2A | Jacob Kahle | Southridge | | |
| | 2A | Kent Shelby | Noblesville | A | Matthew Roland | North Miami | A | Taylor Scott | Sheridan | | |
| | A | Mark Shireman | Tippecanoe Valley | 1994-95 | 5A | Vince Lidy | Castle | 2007-08 | 5A | Cameron Lowry | Pike |
| 1980-81 | 3A | Scott Freckelton | Hobart | | 4A | Brad Weber | DeKalb | | 4A | Zakary Kissel | Evansville Reitz |
| | 2A | Kevin Mullet | NorthWood | | 3A | Brian Winkleman | Tipton | | 3A | Mitchell Speer | South Bend St. Joseph's |
| | A | Jeff Greer | Sheridan | 2A | Jim Schroeder | Evansville Mater Dei | 2A | Josh Mills | Heritage Christian | | |
| 1981-82 | 3A | Mark Sarno | Carmel | A | Doug Morris | North White | A | Zachary Clapp | Rockville | | |
| | 2A | Kent Yoder | Goshen | 1995-96 | 5A | Matt Geesman | Penn | 2008-09 | 5A | Luke Swift | Center Grove |
| | A | Jeffrey Berning | Woodlan | | 4A | Wes Gillman | Franklin County | | 4A | Joe Colone | Fort Wayne Bishop Dwenger |
| 1982-83 | 3A | Patrick Lockyear | Castle | | 3A | Greg Schnarr | Jasper | | 3A | Andrew Theising | Evansville Memorial |
| | 2A | Burt Austin | Franklin Central | 2A | Jason Guinn | North Montgomery | 2A | Brady Tolle | Cass | | |
| | A | Joel Martin | Oak Hill | A | James Hanlin | Tri-West Hendricks | A | Brent Hume | Sheridan | | |
| 1983-84 | 4A | Mark Plencner | Penn | 1996-97 | 5A | Scott Becker | Penn | 2009-10 | 5A | Adam Shaffer | Carmel |
| | 3A | Pat Spencer | Roncalli | | 4A | Durriell Brown | Indianapolis Cathedral | | 4A | Erik Bryant | Evansville Reitz |
| | 2A | Mike Hackman | Indianapolis Bishop Chatard | | 3A | Wesley Kendall | Zionsville | | 3A | Daniel Wodicka | West Lafayette |
| 1984-85 | A | Brian Nehrig | Fountain Central | 2A | Tim Flagg | North Montgomery | 2A | Timothy Connor | Monrovia | | |
| | 4A | Antonino Maggio | Hobart | A | Michael Lowe | Carroll (Flora) | A | Greg Burns | Lafayette Central Catholic | | |
| | 3A | Steve Gordon | Concord | 1997-98 | 5A | Brad Monhaut | Penn | 2010-11 | 5A | Koby Orris | Fishers |
| 2A | Michael Funk | West Lafayette | 4A | | Adam Clements | Hamilton Southeastern | 4A | | Connor Barthel | Indianapolis Cathedral | |
| A | Derry Zachery | Sheridan | 3A | | Robert Finn | Andean | 3A | | Joe Fehribach | Indianapolis Bishop Chatard | |
| 1985-86 | 5A | Jeff George | Warren Central | 2A | Matt Lewinski | Jimtown | 2A | Travis Franklin | North Putnam | | |
| | 4A | Patrick McEuen | Hobart | A | Tayt Odom | Pioneer | A | Cody Christopher | Lafayette Central Catholic | | |
| | 3A | Brad Traviolia | Wawasee | 1998-99 | 5A | Manley Glick | Homestead | 2011-12 | 5A | Patrick Adkins | Penn |
| 2A | Cal Miller | Fort Wayne Bishop Luers | 4A | | Russ Mann | Concord | 4A | | Jacob Bailey | Indianapolis Cathedral | |
| A | Cary Starnal | Jimtown | 3A | | Brad Greenlee | NorthWood | 3A | | Max VanVliet | Max VanVliet | |
| 1986-87 | 5A | Brock Rohrbacher | Fort Wayne Snider | 2A | Craig Hisey | Jimtown | 2A | Andrew Morken | Fort Wayne Bishop Luers | | |
| | 4A | Tom Reasoner | Franklin Central | A | Travis Delph | Sheridan | A | John Schrader | Lafayette Central Catholic | | |
| | 3A | Phil Wilson | NorthWood | 1999-00 | 5A | Jeremy Chandler | Ben Davis | 2012-13 | 5A | Adam Whisler | Fort Wayne Snider |
| 2A | Gene Smith | Tell City | 4A | | Matt Hasbrook | Indianapolis Cathedral | 4A | | Sam Schrader | Mishawaka | |
| A | Matt Vessely | North Judson | 3A | | Nicholas Worden | Norwell | 3A | | Corey Beck | Hamilton Heights | |
| 1987-88 | 5A | Mike Stuckert | Highland | 2A | Jeremiah Lane | Danville | 2A | Joseph Sweeney | Indianapolis Cardinal Ritter | | |
| | 4A | Mike Golarz | Hobart | A | Zachary Wagner | Perry Central | A | Jimmy Mills | Lafayette Central Catholic | | |
| | 3A | Rob Schein | Zionsville | 2000-01 | 5A | Justin Smith | Penn | 2013-14 | 6A | Vic Roe | Carmel |
| 2A | Tim Walker | Rochester | 4A | | Cory Partlow | Plainfield | 5A | | Mitch Turley | Westfield | |
| A | Jeff Durham | Sheridan | 3A | | Adam Kress | Heritage Hills | 4A | | Seth Frownfelter | Columbus East | |
| 1988-89 | 5A | Brian Murphy | Ben Davis | 2A | Dominic Faraone | Evansville Mater Dei | 3A | Eddie Barks | Brebeuf Jesuit | | |
| | 4A | Rick Mirer | Goshen | A | Josh Smith | Attica | 2A | Dan Fesenmeier | Indianapolis Cardinal Ritter | | |
| | 3A | Jeff Beck | Tipton | 2001-02 | 5A | Matt Handlon | Valparaiso | A | Sam Carlton | Eastern Hancock | |
| 2A | David McClain | Western Boone | 4A | | Alex Hensley | Jasper | 2014-15 | 6A | Nate Thompson | Carmel | |
| A | Brad Shields | Sheridan | 3A | | Casey Nowinski | Andean | | 5A | Jared Thomas | Indianapolis Cathedral | |
| 1989-90 | 5A | Eric Kline | Penn | 2A | Kyle Lindsay | Fort Wayne Bishop Luers | | 4A | David Walbring | New Prairie | |
| | 4A | Tim Back | Franklin Central | A | Peter Wagner | Southern Wells | 3A | Nick Sprecher | Tri-West Hendricks | | |
| | 3A | Stan Lawrie | Roncalli | 2002-03 | 5A | Marcus Heminger | Fort Wayne Snider | 2A | Rylan Arithood | Rensselaer Central | |
| 2A | Rori Chaney | Tri-West Hendricks | 4A | | Tyler Warner | Roncalli | A | Parker Englert | Pioneer | | |
| A | Joe Clark | Spring Valley | 3A | | Michael Dury | Indianapolis Bishop Chatard | 2015-16 | 5A | Camden Bohn | Penn | |
| | | | 2A | Brett Bueltel | Southridge | 5A | | Alex Neligh | New Palestine | | |
| | | | A | Kole Ames | South Putnam | 4A | | Connor Lynch | East Central | | |
| | | | | | | 3A | Jack Folkers | West Lafayette | | | |
| | | | | | | 2A | John Williams | Monrovia | | | |
| | | | | | | A | Dylan Morris | Linton-Stockton | | | |

STATE FINALS SUPERLATIVES

The Last Time It Happened in a State Championship Game...

INDIVIDUAL

Rushing

Rushed for 200 yards or more: 282 by James Young, New Palestine vs. New Prairie, 2014 (4A); 218 by Wesley Cook, Tri-West Hendricks vs. Andrean, 2014 (3A).

Rushed for 250 yards or more: 282 by James Young, New Palestine vs. New Prairie, 2014 (4A).

Rushed for 300 yards or more: 317 by Desmond Tardy, Warren Central vs. Penn, 2003 (5A).

Quarterback rushed for 100 yards or more: 166 by Alex Neligh, New Palestine vs. Fort Wayne Snider, 2015 (4A).

Quarterback rushed for 150 yards or more: 166 by Alex Neligh, New Palestine vs. Fort Wayne Snider, 2015 (4A).

Rushed 30 times or more: 32 by Travis Rolle, West Lafayette vs. Indianapolis Bishop Chatard, 2015 (3A); 32 by Jackson Anthrop, Lafayette Central Catholic vs. Linton-Stockton, 2015 (A).

Rushed for three TDs: Titus McCoy, Center Grove vs. Penn, 2015 (6A); Amaun Clark, Fort Wayne Bishop Dwenger vs. East Central, 2015 (4A); Brandon Yeagy, Lafayette Central Catholic vs. Linton-Stockton, 2015 (A).

Rushed for four TDs or more: 4 by Alex Neligh, New Palestine vs. Fort Wayne Snider, 2015 (5A).

Had a run of 50 yards or more: 76 by Dalton Smith, Monrovia vs. Whiting, 2015 (2A); 65 by Jarrod Stiver, Indianapolis Bishop Chatard vs. West Lafayette, 2015 (3A); 52 by Money Woods, Fort Wayne Snider vs. New Palestine, 2015 (5A); .

Had a run of 60 yards or more: 76 by Dalton Smith, Monrovia vs. Whiting, 2015 (2A); 65 by Jarrod Stiver, Indianapolis Bishop Chatard vs. West Lafayette, 2015 (3A).

Had a run of 70 yards or more: 76 by Dalton Smith, Monrovia vs. Whiting, 2015 (2A).

Had a run of 80 yards or more: 98 by James Young, New Palestine vs. New Prairie, 2014 (4A).

Had a run of 90 yards or more: 98 by James Young, New Palestine vs. New Prairie, 2014 (4A).

Passing

Passed for 300 yards or more: 501 by Alex Neligh, New Palestine vs. Fort Wayne Snider, 2015 (5A); 346 by Isaac Stiebeling, Fort Wayne Snider vs. New Palestine, 2015 (5A).

Passed for 400 yards or more: 501 by Alex Neligh, New Palestine vs. Fort Wayne Snider, 2015 (5A).

Passed for 500 yards or more: 501 by Alex Neligh, New Palestine vs. Fort Wayne Snider, 2015 (5A).

Attempted 40 passes or more: 42 by Aaron Banks, Brebeuf Jesuit vs. Andrean, 2013 (3A).

Attempted 50 passes or more: 53 by Jake Schiff, Evansville Mater Dei vs. Fort Wayne Bishop Luers, 2012 (2A).

Completed 20 passes or more: 20 by Alex Neligh, New Palestine vs. Fort Wayne Snider, 2015 (5A).

Completed 30 passes or more: 38 by Jake Schiff, Evansville Mater Dei vs. Fort Wayne Bishop Luers, 2001 (2A).

Threw four TDs: Alex Neligh, New Palestine vs. Fort Wayne Snider, 2015 (5A).

Threw five TDs or more: 5 by Alex Neligh, New Palestine vs. New Prairie, 2014 (4A).

Completed a pass of 50 yards or more: 73 by Alex Neligh, New Palestine vs. Fort Wayne Snider, 2015 (5A); 63 by Avery Denhart, Lafayette Central Catholic vs. Linton-Stockton, 2015 (A); 57 by Isaac Stiebeling, Fort Wayne Snider vs. New Palestine, 2015 (5A); .

Completed a pass of 60 yards or more: 73 by Alex Neligh, New Palestine vs. Fort Wayne Snider, 2015 (5A); 63 by Avery Denhart, Lafayette Central Catholic vs. Linton-Stockton, 2015 (A).

Completed a pass of 70 yards or more: 73 by Alex Neligh, New Palestine vs. Fort Wayne Snider, 2015 (5A).

Completed a pass of 80 yards or more: 81 by Jack Roberts, Brebeuf Jesuit vs. Andrean, 2013 (3A).

Receiving

Caught seven passes or more: 10 by Duke Blackwell, New Palestine vs. Fort Wayne Snider, 2015 (5A).

Caught 10 passes or more: 10 by Duke Blackwell, New Palestine vs. Fort Wayne Snider, 2015 (5A).

Had 100 yards receiving or more: 328 by Duke Blackwell, New Palestine vs. Fort Wayne Snider, 2015 (5A); 130 by Luke Fusiek, Lafayette Central Catholic vs. Linton-Stockton, 2015 (A); 125 by David Turner, Fort Wayne Snider vs. New Palestine, 2015 (5A); 109 by Mac Hippenhammer, Fort Wayne Snider vs. New Palestine, 2015 (5A).

Had 150 yards receiving or more: 328 by Duke Blackwell, New Palestine vs. Fort Wayne Snider, 2015 (5A).

Had 200 yards receiving or more: 328 by Duke Blackwell, New Palestine vs. Fort Wayne Snider, 2015 (5A).

Had 250 yards receiving or more: 328 by Duke Blackwell, New Palestine vs. Fort Wayne Snider, 2015 (5A).

Had 300 yards receiving or more: 328 by Duke Blackwell, New Palestine vs. Fort Wayne Snider, 2015 (5A).

Caught three TDs or more: 3 by Duke Blackwell, New Palestine vs. Fort Wayne Snider, 2015 (5A).

Caught a pass of 50 yards or more: 73 by Duke Blackwell, New Palestine vs. Fort Wayne Snider, 2015 (5A); 67 by Brett Luker, New Palestine vs. Fort Wayne Snider, 2015 (5A); 63 by Luke Fusiek, Lafayette Central Catholic vs. Linton-Stockton, 2015 (A); 57 by Malik Bramley, Fort Wayne Snider vs. New Palestine, 2015 (5A); 53 by Mac Hippenhammer, Fort Wayne Snider vs. New Palestine, 2015 (5A).

Caught a pass of 60 yards or more: 73 by Duke Blackwell, New Palestine vs. Fort Wayne Snider, 2015 (5A); 67 by Brett Luker, New Palestine vs. Fort Wayne Snider, 2015 (5A); 63 by Luke Fusiek, Lafayette Central Catholic vs. Linton-Stockton, 2015 (A).

Caught a pass of 70 yards or more: 73 by Duke Blackwell, New Palestine vs. Fort Wayne Snider, 2015 (5A).

Caught a pass of 80 yards or more: 81 by Chandler Grau, Brebeuf Jesuit vs. Andrean, 2013 (3A).

Total Offense

Had 300 yards total offense or more: 667 by Alex Neligh, New Palestine vs. Fort Wayne Snider, 2015 (5A) (501 passing, 166 rushing); 379 by Isaac Stiebeling, Fort Wayne Snider vs. New Palestine, 2015 (5A) (346 passing, 33 rushing).

Had 400 yards total offense or more: 667 by Alex Neligh, New Palestine vs. Fort Wayne Snider, 2015 (5A) (501 passing, 166 rushing).

Had 500 yards total offense or more: 667 by Alex Neligh, New Palestine vs. Fort Wayne Snider, 2015 (5A) (501 passing, 166 rushing).

Had 600 yards total offense or more: 667 by Alex Neligh, New Palestine vs. Fort Wayne Snider, 2015 (5A) (501 passing, 166 rushing).

Had 100 yards or more both passing and rushing: Alex Neligh, New Palestine vs. Fort Wayne Snider, 2015 (5A) (501 passing, 166 rushing).

All-Purpose

Had 200 all-purpose yards or more: 339 by Duke Blackwell, New Palestine vs. Fort Wayne Snider, 2015 (5A).

Had 250 all-purpose yards or more: 339 by Duke Blackwell, New Palestine vs. Fort Wayne Snider, 2015 (5A).

Had 300 all-purpose yards or more: 339 by Duke Blackwell, New Palestine vs. Fort Wayne Snider, 2015 (5A).

Scoring

Accounted for four touchdowns or more: 8 by Alex Neligh, New Palestine vs. Fort Wayne Snider, 2015 (5A) (4 passing, 4 rushing); 6 by Isaac Stiebeling, Fort Wayne Snider vs. New Palestine, 2015 (5A) (3 passing, 3 rushing).

Accounted for five touchdowns or more: 8 by Alex Neligh, New Palestine vs. Fort Wayne Snider, 2015 (5A) (4 passing, 4 rushing); 6 by Isaac Stiebeling, Fort Wayne Snider vs. New Palestine, 2015 (5A) (3 passing, 3 rushing).

Accounted for six touchdowns or more: 8 by Alex Neligh, New Palestine vs. Fort Wayne Snider, 2015 (5A) (4 passing, 4 rushing); 6 by Isaac Stiebeling, Fort Wayne Snider vs. New Palestine, 2015 (5A) (3 passing, 3 rushing).

Accounted for seven touchdowns or more: 8 by Alex Neligh, New Palestine vs. Fort Wayne Snider, 2015 (5A) (4 passing, 4 rushing).

Accounted for eight touchdowns or more: 8 by Alex Neligh, New Palestine vs. Fort Wayne Snider, 2015 (5A) (4 passing, 4 rushing).

Scored touchdowns three different ways: Mitchell Clayton, Lafayette Central Catholic vs. Perry Central, 1999 (1A) (2 receiving, 1 rushing, 1 interception return). Note: Passing TDs do not count in this category.

Scored touchdowns four different ways: None. Note: Passing TDs do not count in this category.

Defense

Intercepted two passes or more: 2 by Kyree Hollis, Indianapolis Cardinal Ritter vs. Tipton, 2013 (2A).

Intercepted three passes or more: 3 by Wes Kendall, Zionsville vs. Fort Wayne Bishop Dwenger, 1996 (3A).

Returned an interception for a TD: Vaughn DePugh, North Vermillion vs. Pioneer, 2014 (A) (95 yards).

Recovered two fumbles or more: 2 by Austin Fleming, Rensselaer Central vs. Evansville Mater Dei, 2014 (2A); 2 by Braeden Hollowell, North Vermillion vs. Pioneer, 2014 (A).

Returned a fumble recovery for a TD: 20 yard return by Logan Greene, New Palestine vs. Fort Wayne Snider, 2015 (5A).

Recovered a fumble in the endzone: R.C. Hauser, Fishers vs. Lawrence Central, 2010 (5A).

Recorded 15 tackles or more: 16 by Martin Petruf, Whiting vs. Monrovia, 2015 (2A).

Had two sacks or more: 3 by Frank Yanko, Fort Wayne Bishop Dwenger vs. East Central, 2015 (4A); 2 by Alex Grotemate, Fort Wayne Bishop Dwenger vs. East Central, 2015 (4A).

Had three sacks or more: 3 by Frank Yanko, Fort Wayne Bishop Dwenger vs. East Central, 2015 (4A).

Had four sacks or more: 4 by Taylor Halstead, Fishers vs. Lawrence Central, 2010 (5A).

Special Teams

Scored 7 points kicking or more: 10 by Sam Milazzo, Lafayette Central Catholic vs. Linton-Stockton, 2015 (A); 8 by Paul Buisman, Fort Wayne Snider vs. New Palestine, 2015 (5A); 7 by Spencer Corey, New Palestine vs. Fort Wayne Snider, 2015 (5A); 7 by Caleb Kobets, Indianapolis Bishop Chatard vs. West Lafayette, 2015 (3A).

Scored 10 points kicking or more: 10 by Sam Milazzo, Lafayette Central Catholic vs. Linton-Stockton, 2015 (A).

Scored 11 points kicking or more: 11 by Kyle Barton, New Palestine vs. New Prairie, 2014 (4A).

Kicked three field goals or more: 4 by Billy Stumbo, Carmel vs. Penn, 2011 (5A).

Kicked four field goals or more: 4 by Billy Stumbo, Carmel vs. Penn, 2011 (5A).

Kicked a field goal of 50 yards or more: 51 by Ben Allen, Indianapolis Cathedral vs. Concord, 1998 (4A).

Had a punt 50 yards or more: 56 by Trent Morgan, Fort Wayne Snider vs. New Palestine, 2015 (5A); 51 by Kendall Williams, Linton-Stockton vs. Lafayette Central Catholic, 2015 (A).

Had a punt 60 yards or more: 63 by Joseph Schopper, Indianapolis Cathedral vs. Westfield, 2013 (5A).

Had a punt 70 yards or more: 71 by Dave Miller, Penn vs. Bloomington South, 1997 (5A).

Punted 10 times or more: 15 by Casey Miller, Bremen vs. Sheridan, 1988 (1A).

Returned a punt for a touchdown: 57 yards by Ben Stewart, Indianapolis Cathedral vs. LaPorte vs. 2014 (5A).

Totaled 100 punt return yards or more: 112 by Terry McLaurin, Indianapolis Cathedral vs. Mishawaka, 2012 (4A).

Scored a touchdown off a blocked punt: Jake Purichia, Indianapolis Cardinal Ritter vs. Tipton, 2013 (2A).

Returned a kickoff for a touchdown: Luke Neitzke, Evansville Mater Dei vs. Rensselaer Central, 2014 (2A) (77 yards).

Totaled 100 kickoff return yards or more: 204 by Drake Deirdorf, New Prairie vs. New Palestine, 2014 (4A); 111 by Dawanya Carter, Ben Davis vs. Carmel, 2014 (6A); 105 by Garrett Kuhn, New Palestine vs. New Prairie, 2014 (4A).

TEAM

Rushing

Rushed for 300 yards or more: 373 by Monrovia vs. Whiting, 2015 (2A); 331 by Indianapolis Bishop Chatard vs. West Lafayette, 2015 (3A); 312 by Center Grove vs. Penn, 2015 (6A).

Rushed for 400 yards or more: 462 by New Palestine vs. New Prairie, 2014 (4A); 415 by Pioneer vs. North Vermillion, 2014 (A).

Rushed for 500 yards or more: 575 by Warren Central vs. Penn, 2003 (5A).

Had 50 attempts or more: 57 by Monrovia vs. Whiting, 2015 (2A); 51 by Indianapolis Bishop Chatard vs. West Lafayette, 2015 (3A); 50 by New Palestine vs. Fort Wayne Snider, 2015 (5A).

Had four TDs: Fort Wayne Snider vs. New Palestine, 2015 (5A); New Palestine vs. Fort Wayne Snider, 2015 (5A); Fort Wayne Bishop Dwenger vs. East Central, 2015 (4A).

Had five TDs: Monrovia vs. Whiting, 2015 (2A).

Had six TDs or more: 6 by New Palestine vs. New Prairie, 2014 (4A); 6 by New Prairie vs. New Palestine, 2014 (4A); 6 by Rensselaer Central vs. Evansville Mater Dei, 2014 (2A).

Had two players with 100 yards or more: Monrovia vs. Whiting, 2015 (2A) (Dalton Smith 167, Jaden Rhea 122); Indianapolis Bishop Chatard vs. West Lafayette, 2015 (3A) (Gabe Coleman 118, Jarrod Stiver 108).

Passing

Had 400 yards or more: 501 by New Palestine vs. Fort Wayne, 2015 (5A).

Had 500 yards or more: 501 by New Palestine vs. Fort Wayne, 2015 (5A).

Had 45 attempts or more: 47 by Indianapolis Cardinal Ritter vs. Sheridan, 2008 (1A).

Had 30 completions or more: 39 by Evansville Mater Dei vs. Fort Wayne Bishop Luers, 2001 (2A).

Had four TDs or more: 4 by Fort Wayne Snider vs. New Palestine, 2015 (5A); 4 by New Palestine vs. Fort Wayne Snider, 2015 (5A).

Receiving

Had 300 yards or more receiving: 501 by New Palestine vs. Fort Wayne Snider, 2015 (5A); 383 by Fort Wayne Snider vs. New Palestine, 2015 (5A).

Had 400 yards or more receiving: 501 by New Palestine vs. Fort Wayne Snider, 2015 (5A).

Had 500 yards or more receiving: 501 by New Palestine vs. Fort Wayne Snider, 2015 (5A).

Had two players with 100 yards or more: Fort Wayne Snider vs. New Palestine, 2015 (5A) (David Turner 125, Mac Hippenhammer 109).

Combination Offense

Had a 200-yard passer and 100-yard rusher: New Palestine vs. Fort Wayne Snider, 2015 (5A) (Alex Neligh 501 passing & 166 rushing).

Had a 100-yard receiver and a 100-yard rusher: New Palestine vs. Fort Wayne Snider, 2015 (5A) (Duke Blackwell 328 receiving & Alex Neligh 166 rushing); Lafayette Central Catholic vs. Linton-Stockton, 2015 (A) (Luke Fusiek 130 receiving & Jackson Anthrop 149 rushing).

Total Offense

Had 300 yards or more of total offense: 757 by New Palestine vs. Fort Wayne Snider, 2015 (5A) (256 rushing, 501 passing); 545 by Fort Wayne Snider vs. New Palestine, 2015 (5A) (162 rushing, 383 passing); 377 by Indianapolis Bishop Chatard vs. West Lafayette, 2015 (3A) (331 rushing, 46 passing); 375 by Lafayette Central Catholic vs. Linton-Stockton, 2015 (A) (182 rushing, 193 passing); 373 by Monrovia vs. Whiting, 2015 (2A) (373 rushing, 0 passing); 333 by Center Grove vs. Penn, 2015 (6A) (312 rushing, 21 passing); .

Had 400 yards or more of total offense: 757 by New Palestine vs. Fort Wayne Snider, 2015 (5A) (256 rushing, 501 passing); 545 by Fort Wayne Snider vs. New Palestine, 2015 (5A) (162 rushing, 383 passing).

Had 500 yards or more of total offense: 757 by New Palestine vs. Fort Wayne Snider, 2015 (5A) (256 rushing, 501 passing); 545 by Fort Wayne Snider vs. New Palestine, 2015 (5A) (162 rushing, 383 passing).

Had 600 yards or more of total offense: 757 by New Palestine vs. Fort Wayne Snider, 2015 (5A) (256 rushing, 501 passing).

Had 700 yards or more of total offense: 757 by New Palestine vs. Fort Wayne Snider, 2015 (5A) (256 rushing, 501 passing).

Scoring

Scored 40 points or more: 64 by Fort Wayne Snider vs. New Palestine, 2015 (5A); 61 by New Palestine vs. Fort Wayne Snider, 2015 (5A).

Scored 50 points or more: 64 by Fort Wayne Snider vs. New Palestine, 2015 (5A); 61 by New Palestine vs. Fort Wayne Snider, 2015 (5A).

Scored 60 points or more: 64 by Fort Wayne Snider vs. New Palestine, 2015 (5A); 61 by New Palestine vs. Fort Wayne Snider, 2015 (5A).

Scored 70 points or more: 77 by New Palestine vs. New Prairie, 2014 (4A).

Turnovers/Takeaways

Did not commit a turnover: Center Grove vs. Penn, 2015 (6A); Monrovia vs. Whiting, 2015 (2A).

Recovered three fumbles or more: 3 by North Vermillion vs. Pioneer 2014 (A).

Recovered four fumbles or more: 5 by Lawrenceburg vs. Fountain Central, 1978 (1A).

Intercepted three passes or more: 4 by Fort Wayne Bishop Dwenger vs. East Central, 2015 (4A); 3 by West Lafayette vs. Indianapolis Bishop Chatard, 2015 (3A).

Intercepted four passes or more: 4 by Fort Wayne Bishop Dwenger vs. East Central, 2015 (4A).

Intercepted five passes or more: 5 by Indianapolis Bishop Chatard vs. West Lafayette, 1984 (2A).

Recorded five takeaways or more: 5 by Indianapolis Bishop Chatard vs. West Lafayette, 2015 (3A).

Defense

Held opponent to 50 rushing yards or fewer: 47 by Carmel vs. Warren Central, 2013 (6A).

Held opponent to 50 passing yards or fewer: 0 by Whiting vs. Monrovia, 2015 (2A); 21 by Penn vs. Center Grove, 2015 (6A); 45 by Fort Wayne Bishop Dwenger vs. East Central, 2015 (4A); 46 by West Lafayette vs. Indianapolis Bishop Chatard, 2015 (3A).

Held opponent to 200 yards or fewer of total offense: 168 by Lafayette Central Catholic vs. Linton-Stockton, 2015 (A); 172 by Fort Wayne Bishop Dwenger vs. East Central, 2015 (4A).

Scored a safety: Penn vs. Bloomington South, 1997 (5A); Andean vs. Indianapolis Bishop Chatard, 1997 (3A).

Recorded four or more sacks: 7 by Fort Wayne Bishop Dwenger vs. East Central, 2015 (4A); 5 by Fort Wayne Snider vs. New Palestine, 2015 (5A).

Special Teams

Blocked a punt: Andean vs. Tri-West Hendricks, 2014 (3A).

Blocked a field goal: Carmel vs. Warren Central, 2013 (6A).

Blocked a PAT kick: Fort Wayne Snider vs. New Palestine, 2015 (5A); East Central vs. Fort Wayne Bishop Dwenger, 2015 (4A); Monrovia vs. Whiting, 2015 (2A); Whiting vs. Monrovia, 2015 (2A).

Scored a 2-point conversion: Fort Wayne Snider vs. New Palestine, 2015 (5A).

Did not punt: New Palestine vs. New Prairie, 2014 (4A).

Recovered an onside kick: Indianapolis Cardinal Ritter vs. Fort Wayne Bishop Luers, 2012 (2A); Fort Wayne Snider vs. Lawrence Central, 2012 (5A).

Miscellaneous

Had a play from scrimmage go for 80 yards or more: 98 yard run by James Young, New Palestine vs. New Prairie, 2014 (4A).

Had a play from scrimmage go for 90 yards or more: 98 yard run by James Young, New Palestine vs. New Prairie, 2014 (4A).

A state championship game go to overtime: Warren Central 42, Carmel 36, (2OT), 2009 (5A).

Game-winning field goal with 0:00 left in regulation: Fort Wayne Bishop Luers 24, Tri-West Hendricks 22. Tim Wilson with 18 yard FG, 1989 Class 2A; Carmel 10, Penn 7. Kent Miller with 18 yard FG, 1989 Class 5A.

Game-winning touchdown with 0:00 left in regulation: Brownsburg 23, Hobart 17. Scott Wells 48 yard pass from Dan Gatlin, 1985, Class 4A.

Game-Winning Scores at End of Regulation

1985 Class 4A: Brownsburg 23, Hobart 17.

Brownsburg's QB Dan Gatlin finds split end Scott Wells who caught a 48-yard touchdown pass on one knee in the endzone as time expired. Wells had streaked past the cornerback down the sideline and the Hobart safety stumbled getting over to cover on the play. It was the Bulldogs second consecutive title having won the 3A championship a year earlier.

1989 Class 2A: Fort Wayne Bishop Luers 24, Tri-West Hendricks 22.

Senior placekicker Tim Wilson nails an 18-yard field goal as time expires to give Bishop Luers its second state championship. Wilson had missed attempts from 36 and 51 earlier in the game.

1989 Class 5A: Carmel 10, Penn 7.

That same weekend, Kent Miller kicks an 18-yard field goal as time expires handing Carmel its record fifth state championship. The winning kick was set up by a 43-yard punt return by Ron Herrmann and a flat snap saved by holder Dan Schmidt.

Top 10 Most Rushing Yards

1. 317 Desmond Tardy, Warren Central vs. Penn, 2003 (5A).
2. 301 Brett Law, Sheridan vs. Bremen, 1988 (A).
3. 282 James Young, New Palestine vs. New Prairie, 2014 (4A).
4. 261 Fred Moore, Fort Wayne Bishop Luers vs. Tri-West Hendricks, 1989 (2A).
5. 255 Danny Anthrop, Lafayette Central Catholic vs. Indianapolis Sccecina, 2011 (A).
6. 252 Vaughn Dunbar, Fort Wayne Snider vs. Carmel, 1986 (5A).
- T7. 247 Mike Bohn, Roncalli vs. NorthWood, 1993.
- T7. 247 Ryan Kleinschmidt, Indianapolis Bishop Chatard vs. South Bend St. Joseph's, 2010 (3A).
9. 241 Burt Austin, Franklin Central, vs. Goshen, 1981 (2A).
10. 236 Shakir Bell, Warren Central vs. Carmel, 2009 (5A).

Top 10 Most Passing Yards

1. 501 Alex Neligh, New Palestine vs. Fort Wayne Snider, 2015 (5A).
2. 439 Jake Schiff, Evansville Mater Dei vs. Fort Wayne Bishop Luers, 2001 (2A).
3. 423 Ross Hendrickson, Indianapolis Cardinal Ritter vs. Sheridan, 2008 (A).
4. 395 Rick Mirer, Goshen vs. Franklin Central, 1988 (4A).
5. 352 Scott Stanski, Fort Wayne Bishop Luers vs. North Montgomery, 1996 (2A).
6. 346 Isaac Stiebeling, Fort Wayne Snider vs. New Palestine, 2015 (5A).
7. 335 Connor Barthel, Indianapolis Cathedral vs. Fort Wayne Bishop Dwenger, 2010 (4A).
8. 323 T.J. Siple, Tri-West Hendricks vs. Harding, 2003 (2A).
9. 302 Tyler Bruce, Tri-West Hendricks vs. Eastbrook, 2004 (2A).
10. 280 Mike Fiacable, Fort Wayne Bishop Dwenger vs. Columbus East, 2013 (4A).

Top 10 Most Receiving Yards

1. 328 Duke Blackwell, New Palestine vs. Fort Wayne Snider, 2015 (5A).
2. 192 Patrick Mallory, Evansville Mater Dei vs. Fort Wayne Bishop Luers, 2001 (2A).
3. 183 Tyrone Walker, Indianapolis Cardinal Ritter vs. Sheridan, 2008 (A).
4. 175 Zach Rainey, Ben Davis vs. Fort Wayne Snider, 2002 (5A).
- T5. 168 Gehrig Dieter, South Bend Washington vs. Indianapolis Cathedral, 2011 (4A).
- T5. 168 Chandler Grau, Brebeuf Jesuit vs. Andrean, 2013 (3A).
- T5. 168 Brad Hunt, West Lafayette vs. Providence, 1993 (2A).
8. 159 Nick Logan, Carmel vs. Warren Central, 2009 (5A).
9. 156 Josh Parker, South Decatur vs. Southwood, 1990 (A).
10. 150 Morgan Cook, Heritage Christian vs. Cass, 2008 (2A).