



Indiana High School Athletic Association, Inc.
9150 N. Meridian Street, P.O. Box 40650, Indianapolis, Indiana 46240-0650

Phone: (317) 846-6601 FAX: (317) 575-4244 www.ihsaa.org

NEWS RELEASE

Live Television Coverage

Each state championship game will be air exclusively on Fox Sports Indiana.



INDIANA

Friday Broadcast Assignments

Class A

Greg Rakestraw, Play-by-Play
Jan Boser, Color Analyst
Jeremiah Johnson, Sideline Reporter

Class 3A

Mark Jaynes, Play-by-Play
Lance Scheib, Color Analyst
Greg Rakestraw, Sideline Reporter

Class 5A

Jerry Baker, Play-by-Play
Dick Dullaghan, Color Analyst
Mark Jaynes, Sideline Reporter

Saturday Broadcast Assignments

Class 2A

Greg Rakestraw, Play-by-Play
Jan Boser, Color Analyst
Mark Jaynes, Sideline Reporter

Class 4A

Jerry Baker, Play-by-Play
Dick Dullaghan, Color Analyst
Mark Jaynes, Sideline Reporter

Class 6A

Jerry Baker, Play-by-Play
Dick Dullaghan, Color Analyst
Greg Rakestraw, Sideline Reporter

Tune into the webcast at

IHSAAtv.org

Live television coverage of each state championship game will be streamed on-line at www.IHSAAtv.org and available to anyone, anywhere.

The 43rd Annual IHSAA Football State Finals presented by the Indianapolis Colts November 27-28, 2015 Lucas Oil Stadium, Indianapolis, Ind.

Friday, November 27, 2015

Class A | Lafayette Central Catholic (14-0) vs. Linton-Stockton (13-1) | **Noon ET**

Class 3A | West Lafayette (13-1) vs. Indianapolis Bishop Chatard (11-3) | **3:30 pm ET**

Class 5A | Fort Wayne Snider (12-1) vs. New Palestine (13-0) | **7:05 pm ET**

Saturday, November 28, 2015

Class 2A | Whiting (13-1) vs. Monrovia (13-1) | **Noon ET**

Class 4A | Fort Wayne Bishop Dwenger (13-1) vs. East Central (12-2) | **3:30 pm ET**

Class 6A | Penn (12-1) vs. Center Grove (13-0) | **7:05 pm ET**

TICKETS: \$15.00 per day; All seats are general admission. Single day tickets may be purchased at participating schools the week of the state finals. Contact schools for ticket distribution hours. Purchase tickets in advance through a participating school and \$1.00 for every ticket sold will be reimbursed to that school. Tickets also will be available game day at the Lucas Oil Stadium Ticket Office located on the southeast side of the venue at street level nearest Capitol Avenue.

GATES OPEN: Lucas Oil Stadium will open its gates to fans beginning at 11 am ET each day (one hour prior to kickoff).

TELEVISION: All six state championship games will be televised exclusively on Fox Sports Indiana. Friday night's Class 5A championship game will air on Fox Sports Indiana Plus (FSI alternate channels) due to a conflict with the Indiana Pacers telecast. WHME Channel 46 in South Bend will also carry the telecasts. Check the IHSAA.org website this week for a list of specific channels by television provider.

WEBCAST: All six state championship games will be live streamed at IHSAAtv.org.

RADIO: The IHSAA Championship Radio Network will broadcast all six games to affiliates statewide. A list of markets and frequencies is available on the next page. A detailed list of which games each affiliate will carry will be posted to IHSAA.org this week.



IHSAA Champions Radio Network



The network affiliates listed below will carry one or more of the six state championship games. Check IHSAA.org this week for further details.

Friday Broadcast Assignments

Class A

Will Haskett, Play-by-Play
Matt Surface, Color Analyst
Pat Boylan, Sideline Reporter

Class 3A

Will Haskett, Play-by-Play
Matt Surface, Color Analyst
Matt Hicks, Sideline Reporter

Class 5A

Greg Rakestraw, Play-by-Play
Dick Dullaghan, Color Analyst
Matt Hicks, Sideline Reporter

Saturday Broadcast Assignments

Class 2A

Pat Boylan, Play-by-Play
Lance Scheib, Color Analyst
Tony Donohue, Sideline Reporter

Class 4A

Matt Taylor, Play-by-Play
Jan Boser, Color Analyst
Pat Boylan, Sideline Reporter

Class 6A

Matt Taylor, Play-by-Play
Jan Boser, Color Analyst
Tony Donohue, Sideline Reporter

License City, State	Call Letters	Frequency
Attica	WFWR	91.5 FM
Austin	WXKU	92.7 FM
Batesville	WRBI	103.9 FM
Bedford	WPHZ	102.5 FM
Bedford	WQRK	105.5 FM
Bedford	WBIW	1340 AM
Boonville	WBNI	1540 AM
Boonville	WBNI	97.7 FM
Brazil/Terre Haute	WFNF	1130 AM
Brazil/Terre Haute	WFNF	99.5 FM
Evansville	WJLT	105.3 FM
Hammond	WJOB	1230 AM
Hardinsburg	WKLO	96.9 FM
Indianapolis	WFNI	107.5 FM
Indianapolis	WFNI	1070 AM
Jasper	WITZ	104.7 FM
Jasper	WQKZ	98.5 FM
Jeffersonville	WXVW	1450 AM
Ligonier	WAOR	102.7 FM
Michigan City	WEFM	95.9 FM
Muncie	WXFN	102.9 FM
Muncie	WXFN	1340 AM
New Castle	WLTJ	1550 AM
Paoli	WUME	95.3 FM
Plymouth	WTCA	1050 AM
Plymouth	WTCA	106.1 FM
Richmond	WKBV	1490 AM
Richmond	WKBV	100.9 FM
Salem	WSLM	1220 AM
Salem	WSLM	97.9 FM
Seymour	WZZB	1390 AM
Shelbyville	WSVX	1520 AM
Shelbyville	WSVX	96.5 FM
Sullivan	WNDI	95.3 FM
Winchester	WZZY	98.3 FM

State Finals Media Information

Bobby Cox, Commissioner, bcox@ihsaa.org
Robert Faulkens, Assistant Commissioner/Tournament Administrator, rfaulkens@ihsaa.org
Chris Kaufman, Assistant Commissioner, ckaufman@ihsaa.org
Jason Wille, Sports Information Director, jwille@ihsaa.org
Rob Kimes, Communications Assistant, rkimes@ihsaa.org

MEDIA CREDENTIALS: For media outlets intending to cover the football state finals, please apply for credentials (with name of individual(s) applying) through IHSAA Sports Information Director Jason Wille at jwille@ihsaa.org. Requests MUST originate from a recognized business account; e-mails from personal accounts (ie: yahoo.com, aol.com, gmail.com, etc.) will not be accepted. **The deadline for requests is 4 pm ET / 3 pm CT on Wednesday, Nov. 25.** Credentials will not be granted after that time. Please note that the football state finals require a specific credential. Any passes issued previously will not allow admission to this event. Approved requests will be available at media will-call located inside the northwest entrance to Lucas Oil Stadium nearest the corner of Missouri and South streets on game day. Credentials will not be mailed.

NO CHILDREN, PLEASE – With the exception of high school students representing their school's newspaper, yearbook, radio or television station, and who have a team participating, no young people or children will be issued media credentials or be allowed in the working media area.

MEDIA PARKING: There is no designated parking area for media for this event though there are numerous parking options within short walking distance of the stadium. For a map, visit <http://www.icclos.com>.

MEDIA WILL-CALL/ENTRANCE: Approved credential requests will be available for pickup at media will-call at Lucas Oil Stadium on either game day. Media will-call will be located inside the northwest entrance to the stadium nearest the corner of Missouri and South streets. Credentials may be claimed both days beginning at 9:30 am ET. Please have identification available and be prepared to have bags and equipment checked by security officials. From that location, you may take the adjacent elevators to the press box or field level.

SEAT ASSIGNMENTS: Except where permanent lines have been installed for those that have ordered them, an open seating policy will be used in the press box. Specific booth/seating assignments for television, radio and internet broadcasters will be posted in the press box.

BROADCAST PHONE LINES: Those requiring phone line installation in the press box should order online directly through Lucas Oil Stadium here: <https://www.icclos.com/orderforms/F1511024.htm>. Once completed, you will also need to request media credentials using the procedure listed above.

WIRELESS INTERNET: Wireless internet access is available in the Lucas Oil Stadium press box through the facility service provider Smart City for a fee of \$12.95 per 24 hours and payable by credit card.

HIGH-SPEED BROADBAND: For media seeking a higher-speed connection or alternative services at Lucas Oil Stadium, please make arrangements in advance by contacting Ben Behnkendorf of Smart City at bbehnkendorf@smartcity.com or 317-262-3349.

TEAM BENCH AREA: All credentialed media will have access to the field level. However, we solicit cooperation in keeping the sidelines as clean as possible during the games. The defined team bench area between the 30-yard lines is a restricted area for the teams only. Your cooperation is appreciated. During the games, all media personnel must observe the field markings and work behind the **white-painted** area that is approximately two yards wide around the perimeter of the field on the sides and in the end zones. Photographers may work from the end zone to the 30-yard-line at each end of the field from either sideline.

LIVE TELEVISION CUT-INS: Showing live game action is prohibited. Stand-up reports for newscasts are permitted from inside the stadium provided that no live action is shown.

POST-GAME GUIDELINES: Due to contractual obligations, the IHSAA network personnel will have priority in conducting interviews with coaches and players on the field immediately following each game. If time permits before the awards ceremony, additional interviews may be conducted with the assistance of IHSAA media stewards. Otherwise, all interviews will be conducted off the field following the awards ceremony and team photograph session. We solicit your continued cooperation with this policy in order to continue on-the-field post-game access in the future. The post-game ceremonies order will be as follows:

- Mental Attitude Award presentation
- Runner-Up medals and trophy presentation
- Championship medals and trophy presentation
- Team Photographs by ChampionsIllustrated.com

HOSPITALITY: The IHSAA will provide a hospitality area with food and drinks on Friday and Saturday in the press box for all credentialed media personnel.

GAME DAY WEBSITE / TWITTER UPDATES: Scores will be updated throughout the game at IHSAA.org. Final box scores, play-by-play and recaps will be posted at the conclusion of each championship game. Also follow us on Twitter: [@IHSAA1](https://twitter.com/IHSAA1).



State Tournament Leaders

State Championships

No.	School
12	Indianapolis Bishop Chatard
12	Indianapolis Cathedral
11	Fort Wayne Bishop Luers
9	Sheridan
8	Ben Davis
8	Roncalli
8	Warren Central
7	Carmel
6	Lafayette Central Catholic
5	Penn
4	Franklin Central
4	Hobart
4	Indianapolis Cardinal Ritter
4	Jimtown
4	Tri-West Hendricks
3	Fort Wayne Bishop Dwenger
3	Mishawaka Marian
2	Andreon
2	Blackford
2	Bloomington South
2	Bremen
2	Brownsburg
2	Castle
2	Columbus East
2	Evansville Reitz
2	Goshen
2	Indianapolis Scecina
2	Lawrenceburg
2	North Montgomery
2	West Lafayette
2	Zionsville

Runners-Up

No.	School
7	Hobart
6	Carmel
6	Fort Wayne Bishop Dwenger
6	Indianapolis Cardinal Ritter
5	Fort Wayne Snider
5	NorthWood
5	Penn
4	Andreon
4	Evansville Mater Dei
4	Fort Wayne Bishop Luers
4	Jasper
3	Concord
3	Fountain Central
3	Franklin Central
3	Hamilton Southeastern
3	Indianapolis Cathedral
3	North Judson
3	Roncalli
3	South Bend St. Joseph's
3	Southridge
3	Tipton
2	Ben Davis
2	Bremen
2	Evansville Memorial
2	Goshen
2	Indianapolis Scecina
2	Jimtown
2	Knightstown
2	Lawrenceburg
2	Lowell
2	Marion
2	Mishawaka
2	Norwell
2	Perry Central
2	Providence
2	Sheridan
2	Tri-West Hendricks
2	Valparaiso
2	Wawasee
2	Westfield

State Finals Appearances

No.	School
15	Fort Wayne Bishop Luers
15	Indianapolis Cathedral
14	Indianapolis Bishop Chatard
13	Carmel
11	Hobart
11	Penn
11	Roncalli
11	Sheridan
10	Ben Davis
10	Fort Wayne Bishop Dwenger
10	Indianapolis Cardinal Ritter
8	Warren Central
7	Fort Wayne Snider
7	Franklin Central
7	Lafayette Central Catholic
6	Andreon
6	Jimtown
6	NorthWood
6	Tri-West Hendricks
5	Evansville Mater Dei
5	Jasper
4	Bremen
4	Fountain Central
4	Goshen
4	Hamilton Southeastern
4	Indianapolis Scecina
4	Lawrenceburg
4	South Bend St. Joseph's
4	West Lafayette
3	Blackford
3	Bloomington South
3	Brownsburg
3	Center Grove
3	Concord
3	East Central
3	Evansville Reitz
3	Lowell
3	Mishawaka Marian
3	New Palestine
3	North Judson
3	Southridge
3	Tipton
3	Valparaiso
3	Zionsville

State Championships by a Coach

10	Streiff, Rick
9	Lindsay, Matt
9	Wright, Larry "Bud"
8	Dullaghan, Dick
6	Lorenzano, Vince
6	Scifres, Bruce
5	Geesman, Chris
4	Belden, Jim
4	Howell, Don
4	O'Shea, Kevin
4	Sharpe, Bill
4	Stephens, Chuck
4	Wright, Kevin

Consecutive State Tournament Wins

32	Indianapolis Cathedral, 2010-2015
26	Fort Wayne Bishop Luers, 2009-13
26	Warren Central, 2003-07
25	Lafayette Central Catholic, 2009-13
23	Roncalli, 2002-05
23	Sheridan, 2005-08
22	Indianapolis Bishop Chatard, 2001-04
22	Penn, 1995-98
21	Indianapolis Bishop Chatard, 2010-13

Current State Finalists

Defending State Champions in the Field (1)
New Palestine (5A, won 4A last year)

2014 State Runners-Up in the Field (0)
None

Returning State Finalists (1)
New Palestine (5A).

Playing for First State Championship (3)
Linton-Stockton (A)
Monrovia (2A)
Whiting (A)

First Time Participants (2)
Linton-Stockton (A)
Whiting (A)

Consecutive State Finals Appearances
2: New Palestine (5A)

Consecutive Victories
28: New Palestine (5A)
14: Lafayette Central Catholic (A)
13: Center Grove (6A)
13: Fort Wayne Bishop Dwenger (4A)
13: Monrovia (2A)
10: Whiting (2A)
9: Penn (6A)
8: Linton-Stockton (A)
6: Indianapolis Bishop Chatard (3A)
5: East Central (4A)
5: Fort Wayne Snider (5A)
5: West Lafayette (3A)

Consecutive State Tournament Victories
10: New Palestine (5A)
5: East Central (4A)
5: Fort Wayne Bishop Dwenger (4A)
5: Indianapolis Bishop Chatard (3A)
5: Lafayette Central Catholic (A)
5: Linton-Stockton (A)
5: Monrovia (2A)
5: West Lafayette (3A)
5: Whiting (2A)
4: Center Grove (6A)
4: Fort Wayne Snider (5A)
4: Penn (6A)



*The IHSAA State Football
Tournament is proudly
presented by the
Indianapolis Colts.*

State Leaders (Team)

Information courtesy of John Harrell's Indiana High School Football website

Winningest Active Coaches

Coach	Current School	Year	Won	Lost	Pct.
Larry Wright	Sheridan	51	395	184	.682
Russ Radtke	New Prairie	39	330	129	.719
Mike Gillin	Indian Creek	37	299	112	.727
Bob Gaddis	Columbus East	37	277	131	.679
Mo Moriarity	Bloomington South	30	273	82	.769
Rick Wimmer	Fishers	33	241	122	.664
Tim Roth	Winamac	35	235	137	.632
Bruce Scifres	Indianapolis Roncalli	26	233	88	.726
Jeff Adamson	Eastbrook	27	229	81	.739
Reed May	Brownstown Central	23	228	46	.832
Rick Streiff	Indianapolis Cathedral	26	228	98	.699
John Broughton	Pendleton Heights	40	226	186	.549
Scott Mannering	Lewis Cass	30	223	109	.672
Leroy Marsh	Munster	37	218	154	.586
Mike Johnson	Pioneer	25	214	78	.733
George Gilbert	Tri-Central	35	214	163	.568
Vince Lorenzano	Indianapolis Chatard	25	210	102	.673
Eric Moore	Center Grove	21	208	59	.779
Jim Davis	North White	37	208	178	.539
Grant Zgunda	Delta	23	204	61	.770
Kevin O'Shea	Laf. Central Catholic	23	201	72	.736
Scot Shaw	Elkhart Memorial	27	200	76	.725
Mark Bless	Avon	26	199	88	.693
Mike Goebel	Evansville Mater Dei	19	196	52	.790
Brett Colby	Kokomo	26	188	90	.676
Brian Moore	Lafayette Jeff	20	187	43	.813
Bart Curtis	Mishawaka	25	185	94	.663
John Hendryx	Knox	23	181	82	.688
Kirk Kennedy	Franklin County	25	179	113	.613
Sherwood Haydock	Woodlan	28	166	144	.535
Jeff Cain	Whiting	22	164	76	.683
Ott Hurrle	Indianapolis Scecina	26	162	133	.549
Herb King	Rockville	25	160	113	.586
Tim Able	Triton Central	23	152	108	.585
Eric Heppner	Batesville	20	148	83	.641
Reggie Glon	Mishawaka Marian	22	145	96	.602
Cory Yeoman	Penn	13	142	28	.835
Darrin Fisher	Whiteland	25	142	117	.548
Ivan Zimmer	Calumet	32	140	189	.426
Steve Weber	Bedford North Lawrence	16	138	50	.734
Chris Meeks	Rensselaer Central	17	138	70	.663
Mark Lefebvre	North Miami	23	138	121	.533
Darren Peach	Mount Carmel (Ill.)	15	131	45	.744
Lance Scheib	Noblesville	24	128	118	.520
Tony Ahrens	Jasper	13	125	31	.801
Chris Bell	South Newton	23	124	122	.504
Phil Jensen	Warsaw	20	121	87	.582
Steve Cooley	Clarksville	22	121	122	.498
Dave Pasch	Indianapolis Lutheran	19	120	96	.556
Scott Helms	North Daviess	21	118	107	.524
Bob Holmes	Bremen	20	117	96	.549
Tim Bless	Columbus North	18	116	86	.574
Bud Ozmun	Oak Hill	17	114	69	.623
Phil Mason	Andrean	15	113	61	.649
Patrick Parks	Shelbyville	21	112	114	.496

All-Time Winningest Coaches

Coach	Won	Lost
Larry Wright	395	184
Jerry Brewer	368	105
Chris Geesman	339	66
Russ Radtke	330	129
Bob Clayton	320	74
Don Howell	314	73
Richard Dullaghan	312	59
Mike Gillin	299	112
Denny Pelley	290	134
Bill Sharpe	288	54
Leland Etzler	287	117
Jim Belden	283	81
Gene Sartini	279	168
Tom Kurth	278	140
Bob Gaddis	277	131
Mo Moriarity	273	82
Bill Siderewicz	269	101
Phil Teegarden	261	178
A.J. Rickard	257	87
Mark Surface	257	135
Joe Gengelbach	256	193
Bob Springer	253	106
Elmer Britton	241	163
Rick Wimmer	241	122
Mark Hoffman	240	161
John Hart	238	70
Rick Minnich	236	136
Jim Plummer	235	141
Tim Roth	235	137
Herman Byers	234	105
Bruce Scifres	233	88
Matt Lindsey	229	99
Jeff Adamson	229	81
Reed May	228	46
Rick Streiff	228	98
John Broughton	226	186
Bob Copeland	224	85
Scott Mannering	223	109
Mark Miller	221	146
Mike Tolle	220	85
Art Rolfe	219	120
Kermit Davis	218	102
Leroy Marsh	218	154
Don Willard	217	180
Ken Haupt	216	124
Marvin Shepler	216	148
Al Harants	215	120
Rod Ballart	215	81
Paul (Spike) Kelly	214	82
Mike Johnson	214	78
George Gilbert	214	163
Charles Fisher	211	124
Dave Shelbourne	211	142
Vince Lorenzano	210	102
John Lidy	209	111
Eric Moore	208	59
Jim Davis	208	178
Mike Spencer	204	100
Grant Zgunda	204	61
Kevin O'Shea	201	72
Scot Shaw	200	76

State Leaders (Team)

Information courtesy of John Harrell's Indiana High School Football website

POINTS SCORED PER GAME

1. New Palestine	61.00
2. Gibson Southern	55.07
3. Linton	54.57
4. N. Vermillion	54.50
5. Pioneer	53.62
6. Lafayette CC	53.43
7. Monrovia	51.93
8. Eastbrook	47.92
9. FW Snider	46.69
10. Northview	46.64
11. North White	45.10
12. Indpls. Howe	43.21
13. Brownstown	42.92
14. Ev. Mater Dei	41.77
15. Kokomo	41.54
16. Columbus East	41.33
Tri-West	41.33
18. West Lafayette	40.86
19. Brownsburg	40.30
20. N. Montgomery	40.17
21. Avon	39.69
22. Penn	39.62
23. New Prairie	39.40
24. Wheeler	39.00
25. Warren Central	38.42
26. Winchester	38.31
27. Princeton	38.17
28. North Harrison	38.10
29. Fountain Cent.	38.09
30. Whiting	37.93
31. Eastern Greene	37.91
32. East Noble	37.90
33. Attica	37.82
34. Indpls. Lutheran	37.77
35. Ev. Reitz	37.55
36. Beech Grove	37.50
Leo	37.50
38. Sullivan	37.18
39. Carroll (FW)	37.09
40. W. Washington	36.83
41. Indiana Deaf	36.64
42. Delta	36.62
43. East Central	36.50
44. Castle	36.23
45. Indian Creek	35.91
46. Hammond	35.83
47. Lafayette Jeff	35.82
48. Ev. Harrison	35.77
49. Shenandoah	35.70
50. South Newton	35.55

Class 6A

3. Penn	39.62
10. Center Grove	34.46

Class 5A

1. New Palestine	61.00
2. FW Snider	46.69

Class 4A

8. East Central	36.50
10. FW Dwenger	34.86

Class 3A

4. West Lafayette	40.86
- Indpls. Chatard	25.30

Class 2A

1. Monrovia	51.93
6. Whiting	37.93

Class 1A

1. Linton	54.57
4. Lafayette CC	53.43

POINTS ALLOWED PER GAME

1. Lafayette CC	5.79
2. Adams Central	9.38
Pioneer	9.38
4. Lowell	10.08
5. Gibson Southern	10.21
6. Monrovia	10.21
7. Whiting	10.29
8. Linton	10.71
9. New Palestine	11.38
10. Blgtn. South	11.50
11. Northview	11.55
12. Leo	11.83
13. Belmont	12.08
14. Tri-Central	12.27
15. FW Dwenger	12.29
Woodlan	12.29
17. Monroe Central	12.42
18. Mish. Marian	12.79
19. Guerin Catholic	13.27
20. Eastbrook	13.33
W. Washington	13.33
22. Eastern Hancock	13.45
23. Wabash	13.50
24. Whitko	13.67
25. Penn	13.85
26. Northfield	13.86
27. Northeastern	13.90
28. Jimtown	13.91
29. Chesterton	14.36
30. Winchester	14.38
31. Jasper	14.42
32. Batesville	14.54
33. Heritage Hills	14.60
North White	14.60
35. Center Grove	14.77
36. Indpls. Roncalli	15.00
37. Columbus East	15.08
38. Winamac	15.18
39. LaVille	15.33
40. North Decatur	15.67
41. Indpls. Chatard	15.92
42. Fountain Cent.	16.00
SB Washington	16.00
44. Whiteland	16.10
45. Indiana Deaf	16.18
46. Boone Grove	16.30
47. Hammond	16.42
48. West Lafayette	16.43
49. Eastside	16.73
50. N. Montgomery	16.75

Class 6A

1. Penn	13.85
3. Center Grove	14.77

Class 5A

1. New Palestine	11.38
8. FW Snider	18.46

Class 4A

4. FW Dwenger	12.29
8. East Central	16.86

Class 3A

8. Indpls. Chatard	15.92
10. West Lafayette	16.43

Class 2A

1. Monrovia	10.21
2. Whiting	10.29

Class 1A

1. Lafayette CC	5.79
4. Linton	10.71

AVERAGE MARGIN OF VICTORY

1. New Palestine	49.62
2. Lafayette CC	47.64
3. Gibson Southern	44.86
4. Pioneer	44.23
5. Linton	43.86
6. Monrovia	41.71
7. N. Vermillion	37.21
8. Northview	35.09
9. Eastbrook	34.58
10. North White	30.50
11. FW Snider	28.23
12. Whiting	27.64
13. Columbus East	26.25
14. Indpls. Howe	25.93
15. Penn	25.77
16. Leo	25.67
17. West Lafayette	24.43
18. Winchester	23.92
19. Kokomo	23.54
20. W. Washington	23.50
21. N. Montgomery	23.42
22. Brownstown	23.31
23. FW Dwenger	22.57
24. Adams Central	22.46
25. Fountain Cent.	22.09
26. Eastern Hancock	21.64
27. Wheeler	21.55
28. Monroe Central	20.83
29. Indiana Deaf	20.45
30. Lowell	20.38
31. Northfield	20.29
32. Ev. Mater Dei	20.15
33. Woodlan	19.93
34. Ev. Reitz	19.82
35. Center Grove	19.69
36. East Central	19.64
37. North Harrison	19.60
38. Hammond	19.42
39. Avon	19.31
40. Blgtn. South	18.92
41. Heritage Hills	18.30
42. East Noble	18.10
43. North Judson	17.75
44. Belmont	17.31
45. Indpls. Arlington	17.11
46. New Prairie	17.10
47. Batesville	16.92
48. Mish. Marian	16.64
49. LaVille	16.42
50. Eastside	16.00

Class 6A

1. Penn	25.77
2. Center Grove	19.69

Class 5A

1. New Palestine	49.62
2. FW Snider	28.23

Class 4A

3. FW Dwenger	22.57
6. East Central	19.64

Class 3A

2. West Lafayette	24.43
- Indpls. Chatard	9.4

Class 2A

1. Monrovia	41.71
3. Whiting	27.64

Class 1A

1. Lafayette CC	47.64
3. Linton	43.86

Lafayette's Robert Ritchie to be honored with Outstanding Officiating Award

Robert Ritchie of Lafayette is the recipient of the 2015 Interscholastic Athletic Official Association Award for excellence in the sport of football. Ritchie will be recognized in a special ceremony prior to next Saturday's Class 6A state championship game.



Each year, the Indiana High School Athletic Association, in cooperation with the National Federation of In-

terscholastic Officials Association, recognizes and honors an outstanding official in 11 sports during the school year.

Ritchie, a member of the Western Officials Association, has been a football official for 39 years. During his career he has worked every level of the state tournament, including 34 sectionals, 20 regionals, eight semi-states and four state finals. In addition to being a football official, he is also licensed in both baseball and basketball.

Robert was selected for this honor by a committee representing the officials associations. In Indiana there are 24 associations made up of men and women who assist in providing wholesome, worthwhile, and healthy activities for the student-athletes in our state. Statewide, there are more than 8,000 officials licensed by the IHSAA in 11 sports.

Associated Press - Final Regular Season Poll

Class 6A

1. Center Grove (16)	9-0	338
2. Carmel	7-2	286
3. Penn (1)	8-1	266
4. Hamilton Southeastern	8-1	234
5. Indianapolis Cathedral	6-3	196
6. Avon	7-2	182
7. Warren Central	6-3	138
8. Southport	7-2	100
9. Valparaiso	7-2	64
10. Chesterton	7-2	22

Others: Ben Davis 20, Fishers 20, Columbus North 4.

Class 5A

1. New Palestine (16)	9-0	338
2. Columbus East	9-0	296
3. Bloomington South (1)	9-0	282
4. Kokomo	9-0	232
5. Fort Wayne Snider	8-1	206
6. Whiteland	7-2	168
7. Concord	7-2	114
8. Decatur Central	7-2	68
9. South Bend Adams	6-3	66
10. Mishawaka	6-3	52

Others: Lafayette Jefferson 26, McCutcheon 16, Westfield 6.

Class 4A

1. Lowell (12)	9-0	328
2. Northview (1)	9-0	282
3. Fort Wayne Bishop Dwenger (2)	8-1	258
4. Evansville Reitz (2)	8-1	246
5. Jasper	8-1	212
6. Leo	8-1	172
7. Shelbyville	8-1	94
8. East Noble	8-1	66
9. East Central	7-2	64
10. Roncalli	5-4	50

Others: Plymouth 42, Andean 18, Evansville Harrison 14, New Prairie 10, South Bend Washington 10, NorthWood 4.

Class 3A

1. Gibson Southern (15)	9-0	318
2. Heritage Hills	8-1	236
3. West Lafayette	8-1	226
4. Guerin Catholic	7-2	210
5. Indianapolis Bishop Chatard	6-3	200
6. Fort Wayne Bishop Luers (1)	6-3	168
7. North Harrison	9-0	148
8. Western Boone	8-1	70
9. Brebeuf Jesuit	5-4	50
10. Batesville	8-1	32

Others: Bellmont 30, Jimtown 28, Mishawaka Marian 12, Tri-West Hendricks 12, Wheeler 6, Southridge 6, Brownstown Central 6, Sullivan 2.

Class 2A

1. Evansville Mater Dei (16)	9-0	320
2. Eastern Hancock	9-0	272
3. Monrovia	8-1	248
4. Woodlan	9-0	224
5. Eastbrook	9-0	202
6. Whiting	8-1	152
7. Winamac	7-2	102
8. Indianapolis Howe	6-3	76
9. Heritage Christian	7-2	62
T10. North Putnam	7-2	24
T10. Winchester	7-2	24

Others: Oak Hill 20, Indianapolis Cardinal Ritter 18, Northeastern 4, Cass 3, Eastside 4, Triton Central 2, Wabash 2.

Class A

1. Lafayette Central Catholic (15)	9-0	318
2. Pioneer (1)	9-0	286
3. Linton-Stockton	8-1	254
4. Tri-Central	9-0	210
5. North Vermillion	8-1	208
6. West Washington	9-0	128
7. North White	8-1	102
8. Adams Central	8-1	94
9. Shenandoah	7-2	76
10. Perry Central	8-1	32

Others: Northfield 14, South Newton 12, Monroe Central 12, Fountain Central 8, West Central 6.

Indiana Football Coaches Association - Final Regular Season Poll

Class 6A

1. Center Grove (10)	100
2. Carmel	87
3. Indianapolis Cathedral	74
4. Penn	73
5. Warren Central	54
6. Hamilton Southeastern	51
7. Avon	49
8. Fishers	18
9. Ben Davis	17
T10. Merrillville	7
T10. Valparaiso	7

Others: Southport 6, Chesterton 4, Carroll (Fort Wayne) 1, LaPorte 1, Lawrence Central 1.

Class 5A

1. New Palestine (8)	98
2. Columbus East (1)	88
3. Bloomington South (1)	82
4. Kokomo	66
5. Fort Wayne Snider	59
6. Whiteland	42
7. Mishawaka	31
8. Decatur Central	26
9. Concord	20
10. Westfield	19

Others: South Bend Adams 12, Floyd Central 6, McCutcheon 4, Lafayette Jefferson 2, Zionsville 1.

Class 4A

1. Lowell (10)	100
2. Fort Wayne Bishop Dwenger	77
3. Northview	74
4. Evansville Reitz	63
5. Leo	53
6. Jasper	52
7. East Noble	47
8. New Prairie	31
9. Roncalli	14
10. Plymouth	13

Others: East Central 10, Shelbyville 8, Evansville Central 3, Evansville Harrison 3, Hobart 2, South Bend Washington 2, NorthWood 1.

Class 3A

1. Gibson Southern (8)	98
2. Indianapolis Bishop Chatard (1)	85
3. West Lafayette (1)	80
4. Guerin Catholic	63
5. Fort Wayne Bishop Luers	52
6. Brebeuf Jesuit	43
7. Mishawaka Marian	27
8. Jimtown	24
9. Heritage Hills	19
10. Batesville	15

Others: Tri-West Hendricks 14, Bellmont 11, Western Boone 9, Heritage 5, North Harrison 5, Garrett 1, Peru 1.

Class 2A

1. Evansville Mater Dei (9)	99
2. Monrovia (1)	87
3. Woodlan	77
4. Eastbrook	71
5. Eastern Hancock	65
6. Whiting	45
7. Winamac	30
8. Indianapolis Howe	20
9. Indianapolis Cardinal Ritter	17
10. Heritage Christian	14

Others: Oak Hill 9, Wabash 5, Cass 4, North Putnam 3, Winchester 2, Indianapolis Seccina 1, Triton Central 1.

Class A

1. Lafayette Central Catholic (8)	98
2. Pioneer	88
3. Linton-Stockton (2)	84
T4. North Vermillion	57
T4. Tri-Central	57
6. Adams Central	51
7. West Washington	39
8. North White	29
9. Shenandoah	19
10. Perry Central	7

Others: Northfield 5, North Judson 4, Indianapolis Lutheran 3, Monroe Central 3, Fountain Central 2, Oldenburg Academy 2, Eastern Green 1, South Newton 1.

State Finals Attendance

Top 5 Six-Game Attendance (2013-current)

1. 44,503 2014
2. 43,985 2013

Top 5 Five-Game Attendance (1985-2012)

1. 56,050 2008
2. 51,217 2007
3. 46,162 2009
4. 44,303 2005
5. 43,701 1993

Top Three-Game Attendance (Since 1985)

1. 40,680 2008 (3A, 4A, 5A)
2. 38,478 2007 (3A, 4A, 5A)
3. 31,964 2005 (3A, 4A, 5A)
4. 31,650 2009 (3A, 4A, 5A)
5. 30,682 1997 (3A, 4A, 5A)

Top Two-Game Attendance (1984-2012)

1. 23,278 1984 (3A, 4A)
2. 21,596 1985 (4A, 5A)
3. 20,989 1986 (4A, 5A)
4. 20,700 1989 (4A, 5A)
5. 20,629 1993 (4A, 5A)

Top Class A, 2A Attendance (1995-2012)

1. 15,633 1995
2. 15,370 2008
3. 15,137 2000
4. 14,753 2001
5. 14,512 2009

Top Class 3A, 4A, 5A Attendance (1995-2012)

1. 40,680 2008
2. 38,478 2007
3. 31,964 2005
4. 31,650 2009
5. 30,682 1997



Year	1A	2A	3A	Total
1973-74	NA	NA	NA	NA
1974-75	2,005	3,434	4,428	9,867
1975-76	2,592	3,613	10,773	16,978
1976-77	2,049	2,993	6,915	11,957
1977-78	3,574	4,005	6,701	14,280
1978-79	3,098	5,803	9,039	17,940
1979-80	3,876	5,128	7,068	16,072
1980-81	3,090	4,471	10,777	18,338
1981-82	3,458	4,995	8,026	16,479
1982-83	3,452	4,300	7,992	15,744

Year	1A	2A	3A	4A	Total
1983-84	3,555	3,863	5,703	5,104	18,225

Year	1A, 2A	3A, 4A	Total
1984-85	10,900	23,278	34,178

Year	1A, 2A, 3A	4A, 5A	Total
1985-86	14,240	21,596	35,836
1986-87	16,893	20,989	37,882
1987-88	20,938	18,119	39,057
1988-89	21,050	18,048	39,098
1989-90	16,692	20,700	37,392
1990-91	23,887	18,730	42,617
1991-92	20,013	20,317	40,330
1992-93	20,396	16,082	36,478
1993-94	23,072	20,629	43,701
1994-95	21,478	19,954	41,432

Year	1A, 2A	3A, 4A, 5A	Total
1995-96	15,633	25,072	40,705
1996-97	12,593	27,211	39,804
1997-98	12,655	30,682	43,337
1998-99	14,269	26,085	40,354
1999-00	13,035	25,579	38,614
2000-01	15,137	27,744	42,881
2001-02	14,753	26,807	41,560
2002-03	10,891	27,787	38,678
2003-04	10,954	27,419	38,373
2004-05	12,931	26,148	39,079
2005-06	12,339	31,964	44,303
2006-07	10,603	29,395	39,998
2007-08	12,739	38,478	51,217
2008-09	15,370	40,680	56,050
2009-10	14,512	31,650	46,162
2010-11	10,809	28,832	39,641
2011-12	11,736	23,102	34,838
2012-13	8,828	18,543	27,371
Year	1A, 3A, 5A	2A, 4A, 6A	Total
2013-14	22,136	21,849	43,985
2014-15	18,064	26,439	44,503

Class A Football State Championship Notables

Lafayette Central Catholic Knights (14-0)

Associated Press Poll: 1st

IFCA Coaches Poll: 1st

- Lafayette Central Catholic playing in its seventh state championship game overall and fifth in last seven years.
- Knights are 6-0 in previous state championship games.
- With a victory, coach Kevin O'Shea would become seventh coach in state history with five or more state championships.
- Central Catholic ranks sixth in state in scoring (53.4), first in scoring allowed (5.8) and third in margin of victory (47.6).
- Attempting to become fifth LCC team to finish undefeated season and fourth to go 15-0.
- Team played in Class 2A the last two seasons under Tournament Success Factor but has returned to its normal enrollment classification for 2015, 2016 (Team advanced to Class 2A semi-state game last season).
- Champions of the Hoosier Conference's West Division with a 5-0 record.
- Defeated Class 3A state finalist and conference foe West Lafayette, 38-20, in regular season finale on Oct. 16 and defeated defending 2A state champion Rensselaer Central, 59-6, on Oct. 9.
- School's volleyball team finished as Class A state runner-up in Muncie earlier this month.

Football State Tournament History

IHSAA Member School Since: 1957

First Football State Tournament: 1976

State Champion (6) 1976 (A), 1999 (A), 2009 (A), 2010 (A), 2011 (A), 2012 (A)

State Finals Appearances (7) 1976 (A), 1999 (A), 2009 (A), 2010 (A), 2011 (A), 2012 (A), 2015 (A)

Semi-State Championships (6) 1999 (A), 2009 (A), 2010 (A), 2011 (A), 2012 (A), 2015 (A)

Regional Championships (8) 1976 (A), 1999 (A), 2009 (A), 2010 (A), 2011 (A), 2012 (A), 2014 (2A), 2015 (A)

Sectional Championships (11) 1976 (A), 1989 (A), 1999 (A), 2005 (A), 2009 (A), 2010 (A), 2011 (A), 2012 (A), 2014 (2A), 2015 (A)

School's IHSAA State Championship History (19)

Baseball (7) 2004 (A), 2007 (A), 2009 (A), 2010 (A), 2011 (A), 2012 (A), 2013 (A)

Boys Basketball (3) 1998 (A), 2000 (A), 2003 (A)

Girls Basketball (2) 2006 (A), 2015 (A)

Football (6) 1976 (A), 1999 (A), 2009 (A), 2010 (A), 2011 (A), 2012 (A)

Volleyball (1) 2010 (A)

Linton-Stockton Miners (13-1)

Associated Press Poll: 3rd

IFCA Coaches Poll: 3rd

- Linton-Stockton making first appearance in a state championship football game.
- Team attempting to win school's second state championship ever and first in 105 years (1910 boys track team).
- Miners rank third in state in scoring (54.6), eight in scoring allowed (10.7) and fifth in margin of victory (43.9).
- Miners have defeated three top 10 teams in last four outings - at #10 Perry Central (63-7) in sectional semis, at #7 West Washington (35-13) for regional title, and #4 defending state champ North Vermillion (56-27) for semi-state crown.
- Linton-Stockton's semi-state win over #4 North Vermillion was first win in nine trips to that level of the tournament. It was also their second victory over North Vermillion this season (21-7 on Sept. 11).
- Team won fifth straight sectional crown with big win over North Central (Farmersburg).
- Second Miners boys team to play in a state championship game and fourth overall. Boys basketball team finished as 2013 2A state runner-up while softball team finished as Class 2A runner-up in 2009 and 2010.
- Team has had 15 straight years of seven or more victories in a season.

Football State Tournament History

IHSAA Member School Since: 1905

First Football State Tournament: 1982 (A)

State Finals Appearances (1) 2015 (A)

Semi-State Championships (1) 2015 (A)

Regional Championships (9) 1986 (A), 1997 (A), 1998 (A), 2004 (A), 2008 (A), 2011 (A), 2012 (A), 2013 (A), 2015 (A)

Sectional Championships (13) 1984 (A), 1986 (A), 1997 (A), 1998 (A), 2004 (A), 2007 (A), 2008 (A), 2009 (A), 2011 (A), 2012 (A), 2013 (A), 2014 (A), 2015 (A)

School's IHSAA State Championship History (1)

Boys Track (1) 1909-10

Class 2A Football State Championship Notables

Whiting Oilers (13-1)

Associated Press Poll: 6th

IFCA Coaches Poll: 6th

- Whiting playing in its first football state championship and looking for its fourth title in school history. It's last state crown by a boys team was in swimming in 1933.
- One of two teams this weekend making their first appearance in the state finals (Linton-Stockton).
- Team has won 10 straight games since its only loss, a 28-27 decision at Wheeler on Sept. 11.
- Oilers rank seventh in the state in scoring allowed (10.3) and 12th in margin of victory (27.6).
- Team won its fourth sectional in school history and first since 1997 when it defeated Knox, 31-21.
- Whiting turned back #3 Woodlan, 14-7, in the snow and cold earning its first semi-state crown on Saturday.
- Champions of the Greater South Shore Conference's North Division with a 6-1 record.
- Community tucked in Indiana's northwestern corner just 16 miles from downtown Chicago and home to the largest oil refinery in the Midwest. Ray P. Gallivan Field, where Saturday's semi-state was played, sits some 200 yards off Lake Michigan.
- Long before the IHSAA state tournament was initiated, Whiting's football teams were declared mythical state champions in 1948 and 1954.
- School is 38-27 (.585) in sectional play and 41-31 (.569) in state tournament since 1973.

Football State Tournament History

IHSAA Member School Since: 1904

First Football State Tournament: 1974 (A)

State Finals Appearances (1) 2015 (2A)

Semi-State Championships (1) 2015 (2A)

Regional Championships (2) 1996 (A), 2015 (2A)

Sectional Championships (4) 1993 (A), 1996 (A), 1997 (A), 2015 (2A)

School's IHSAA State Championship History (3)

Boys Swimming (1) 1933

Softball (2) 2006 (A), 2008 (A)

Monrovia Bulldogs (13-1)

Associated Press Poll: 3rd

IFCA Coaches Poll: 2nd

- Monrovia returns to football state championship game six years after state runner-up season of 2009.
- Besides two football appearances, only other Bulldogs teams to reach state finals were 2001 2A girls volleyball and 1914 boys basketball team.
- Bulldogs rank seventh in state in scoring (51.9), sixth in scoring allowed (10.2) and sixth in margin of victory (41.7).
- Team has won 13 consecutive games since season-opening loss to Indianapolis Cardinal Ritter, 22-16.
- Team knocked off top-ranked Evansville Mater Dei, 40-20, for the regional crown and topped #8 Indianapolis Howe, 37-31, for the semi-state title. Bulldogs lost to Evansville Mater Dei in last year's semi-state matchup.
- Gained all of its 429 yards on the ground in Friday's semi-state win over Indianapolis Howe.
- Monrovia has scored 40 or more points in 12 of its 14 games this season.
- Co-Champions of the Indiana Crossroads Conference with a 6-1 record this season.
- School is 32-27 (.542) in sectional play and 37-31 (.544) in state tournament since 1973.

Football State Tournament History

IHSAA Member School Since: 1915

First Football State Tournament: 1978 (A)

Runner-Up (1) 2009 (2A)

State Finals Appearances (2) 2009 (2A), 2015 (2A)

Semi-State Championships (2) 2009 (2A), 2015 (2A)

Regional Championships (3) 2009 (2A), 2014 (2A), 2015 (2A)

Sectional Championships (2) 1989 (2A), 2009 (2A), 2014 (2A), 2015 (2A)

School's IHSAA State Championship History (0)

This would be the school's first state championship in any team sport.

Class 3A Football State Championship Notables

West Lafayette Red Devils (13-1)

Associated Press Poll: 3rd

IFCA Coaches Poll: 3rd

- West Lafayette is seeking third football state title in school history. Red Devils are playing in fourth state championship game and first since 2009 state title season.
- Team's only loss this season came at Class A state finalist Lafayette Central Catholic, 38-20, in the regular season finale on Oct. 16.
- Team ranks 18th in state in scoring (40.9) and 17th in margin of victory (24.4).
- West Lafayette turned back #7 Mishawaka Marian on the road, 14-10, for the semi-state crown.
- Finished second in the Hoosier Conference's West Division with a 5-1 record.
- Red Devils blanked defending Class 2A state champion Rensselaer Central 55-0 on Oct. 2.
- Quarterback Mikey Kidwell became the first West Lafayette quarterback to pass for 3,000 yards in a season during the semi-state game.
- West Side's Brendan Adams has made game-clinching plays on defense each of the last two weeks. His sack of Belmont's QB on the final drive earned the team a 28-21 win in the regional and his interception sealed a 14-10 semi-state victory over Mishawaka Marian.

Football State Tournament History

IHSAA Member School Since: 1904

First Football State Tournament: 1981 (2A)

State Champion (2) 1993 (2A), 2009 (3A)

Runner-Up (1) 1984 (2A)

Appearances (4) 1984 (2A), 1993 (2A), 2009 (3A), 2015 (3A)

Semi-State Championships (4) 1984 (2A), 1993 (2A), 2009 (3A), 2015 (3A)

Regional Championships (8) 1984 (2A), 1986 (3A), 1990 (2A), 1993 (2A), 2009 (3A), 2011 (3A), 2013 (3A), 2015 (3A)

Sectional Championships (11) 1984 (2A), 1986 (3A), 1987 (3A), 1990 (2A), 1991 (2A), 1993 (2A), 2009 (3A), 2010 (3A), 2011 (3A), 2013 (3A), 2015 (3A)

School's IHSAA State Championship History (6)

Girls Basketball (1) 1998 (3A)

Boys Cross Country (2) 1964, 2014

Football (2) 1993 (2A), 2009 (3A)

Girls Soccer (1) 2013 (A)

Indianapolis Bishop Chatard Trojans (11-3)

Associated Press Poll: 5th

IFCA Coaches Poll: 2nd

- Bishop Chatard playing in its fourth state championship game in six seasons. Trojans are 12-1 in state title games.
- Trojans are chasing a state record 13th championship in football.
Most Football State Championships
12: Indianapolis Bishop Chatard
12: Indianapolis Cathedral
11: Fort Wayne Bishop Luers
9: Sheridan
- Chatard has beaten four top 10 foes this tournament - #6 Brebeuf Jesuit, #4 Guerin Catholic, #10 Batesville and #1 Gibson Southern.
- Team played in Class 4A the last two seasons due to the Tournament Success Factor but have returned to their normal enrollment classification for 2015, 2016 (won 2013 4A sectional).
- Coach Vince Lorenzano has led Trojans to their last six state titles and will be coaching in his 10th state title game. Lorenzano is one of 13 head coaches to appear in a state championship game with two different schools (Ritter in 1991 and 1992).

Football State Tournament History

IHSAA Member School Since: 1963

First Football State Tournament: 1978 (3A)

State Champion (12) 1983 (2A), 1984 (2A), 1997 (3A), 1998 (3A), 2001 (3A), 2002 (3A), 2003 (3A), 2006 (3A), 2007 (3A), 2010 (3A), 2011 (3A), 2012 (3A)

Runner-Up (1) 2005 (3A)

State Finals Appearances (14) 1983 (2A), 1984 (2A), 1997 (3A), 1998 (3A), 2001 (3A), 2002 (3A), 2003 (3A), 2005 (3A), 2006 (3A), 2007 (3A), 2010 (3A), 2011 (3A), 2012 (3A), 2015 (3A)

Semi-State Championships (14) 1983 (2A), 1984 (2A), 1997 (3A), 1998 (3A), 2001 (3A), 2002 (3A), 2003 (3A), 2005 (3A), 2006 (3A), 2007 (3A), 2010 (3A), 2011 (3A), 2012 (3A), 2015 (3A)

Regional Championships (18) 1983 (2A), 1984 (2A), 1986 (4A), 1997 (3A), 1998 (3A), 2001 (3A), 2002 (3A), 2003 (3A), 2004 (3A), 2005 (3A), 2006 (3A), 2007 (3A), 2008 (3A), 2009 (3A), 2010 (3A), 2011 (3A), 2012 (3A), 2015 (3A)

Sectional Championships (25) 1979 (3A), 1982 (3A), 1983 (2A), 1984 (2A), 1985 (4A), 1986 (4A), 1990 (3A), 1995 (2A), 1996 (2A), 1997 (3A), 1998 (3A), 2001 (3A), 2002 (3A), 2003 (3A), 2004 (3A), 2005 (3A), 2006 (3A), 2007 (3A), 2008 (3A), 2009 (3A), 2010 (3A), 2011 (3A), 2012 (3A), 2013 (4A), 2015 (3A)

School's IHSAA State Championship History (15)

Boys Basketball (1) 2003 (3A)

Football (12) 1983 (2A), 1984 (2A), 1997 (3A), 1998 (3A), 2001 (3A), 2002 (3A), 2003 (3A), 2006 (3A), 2007 (3A), 2010 (3A), 2011 (3A), 2012 (3A)

Volleyball (2) 2004 (3A), 2012 (3A)

Class 4A Football State Championship Notables

Fort Wayne Bishop Dwenger Saints (13-1)

Associated Press Poll: 3rd

IFCA Coaches Poll: 2nd

- Bishop Dwenger playing in its 10th state championship game, aiming for its fourth title and first since 1991. A victory would mean their first state title in Class 4A.
- Team has won 13 straight games since a season-opening loss to Fort Wayne Bishop Luers, 28-15.
- Dwenger turned away #5 Leo, 24-22, for the sectional championship and topped #10 Plymouth on the road, 8-0, for the regional crown.
- Saints holding opponents to just 12.9 ppg which ranks 16th in the state.
- Saints defeated Class 5A state finalist and conference rival Fort Wayne Snider, 20-17, on Oct. 9.
- Interim head coach Ernie Bojrab is filling in this season for longtime head coach Chris Svarczkopf who is battling cancer.
- Co-champs (Fort Wayne Snider) of the Summit Athletic Conference this season with an 8-1 record.

Football State Tournament History

IHSAA Member School Since: 1965

First Football State Tournament: 1978 (3A)

State Champion (3) 1983 (3A), 1990 (3A), 1991 (3A)

Runner-Up (6) 1978 (3A), 1996 (3A), 2002 (4A), 2008 (4A), 2010 (4A), 2013 (4A)

Appearances (10) 1978 (3A), 1983 (3A), 1990 (3A), 1991 (3A), 1996 (3A), 2002 (4A), 2008 (4A), 2010 (4A), 2013 (4A), 2015 (4A)

Semi-State Championships (9) 1983 (3A), 1990 (3A), 1991 (3A), 1996 (3A), 2002 (4A), 2008 (4A), 2010 (4A), 2013 (4A), 2015 (4A)

Regional Championships (19) 1978 (3A), 1983 (3A), 1984 (3A), 1987 (3A), 1988 (3A), 1990 (3A), 1991 (3A), 1993 (3A), 1996 (3A), 1997 (4A), 2002 (4A), 2003 (4A), 2006 (4A), 2007 (4A), 2008 (4A), 2009 (4A), 2010 (4A), 2013 (4A), 2015 (4A)

Sectional Championships (23) 1978 (3A), 1983 (3A), 1984 (3A), 1985 (4A), 1987 (3A), 1988 (3A), 1989 (3A), 1990 (3A), 1991 (3A), 1992 (3A), 1993 (3A), 1996 (3A), 1997 (4A), 2002 (4A), 2003 (4A), 2006 (4A), 2007 (4A), 2008 (4A), 2009 (4A), 2010 (4A), 2012 (4A), 2013 (4A), 2015 (4A)

School's IHSAA State Championship History (11)

Football (3) 1983 (3A), 1990 (3A), 1991 (3A)

Girls Gymnastics (5) 1995, 2003, 2005, 2006, 2012

Girls Soccer (2) 2005, 2006

Softball (1) 2010 (3A)

East Central Trojans (12-2)

Associated Press Poll: 9th

IFCA Coaches Poll: NR

- East Central advances to third football state championship game in school history and first since 1994 title season.
- Trojans won their third semi-state in school history with a dominating defensive performance in a 21-0 win over #9 Roncalli. The Trojans held Roncalli to no first downs and minus-1 yards of offense in the first half. They also converted on all seven fourth down opportunities. Roncalli had defeated East Central 31-10 in the regular season finale on Oct. 16.
- QB Luke Patton rushed 30 times for 139 yards and two touchdowns in the semi-state win.
- East Central has shut out four opponents this season, two in the state tournament.
- The Trojans' 42-28 regional win over Evansville Harrison represented their first regional title in 12 years.
- The team's 58-6 win over Seymour in the sectional championship game was their first crown in five years.
- Won the Eastern Indiana Conference's 4A Division with a 3-0 record this season.

Football State Tournament History

IHSAA Member School Since: 1973

First Football State Tournament: 1980 (2A)

State Champion (1) 1994 (4A)

Runner-Up (1) 1993 (4A)

Appearances (3) 1993 (4A), 1994 (4A), 2015 (4A)

Semi-State Championships (3) 1993 (4A), 1994 (4A), 2015 (4A)

Regional Championships (6) 1985 (4A), 1993 (4A), 1994 (4A), 1998 (4A), 2003 (4A), 2015 (4A)

Sectional Championships (16) 1980 (2A), 1985 (4A), 1987 (4A), 1989 (4A), 1992 (4A), 1993 (4A), 1994 (4A), 1996 (4A), 1998 (4A), 2000 (4A), 2002 (4A), 2003 (4A), 2005 (4A), 2009 (4A), 2010 (4A), 2015 (4A)

School's IHSAA State Championship History (1)

Football (1) 1994 (4A)

Class 5A Football State Championship Notables

Fort Wayne Snider Panthers (12-1)

Associated Press Poll: 5th

IFCA Coaches Poll: 5th

- Fort Wayne Snider returns to the state championship game for the second time in four seasons. Panthers seeking their second Class 5A state title (1992).
- Snider's only loss this season was a 20-17 loss to 4A state finalist Fort Wayne Bishop Dwenger on Oct. 9.
- Team has defeated three consecutive top 10 opponents - at #9 Concord (47-21), #7 Mishawaka (42-32) and #4 Kokomo (56-20).
- Team ranks ninth in state in scoring (46.7) and 11th in margin of victory (28.2).
- Panthers won their ninth consecutive sectional championship with their 47-21 win at Concord.
- Co-champs (Fort Wayne Bishop Dwenger) of the Summit Athletic Conference this season with an 8-1 record.
- School is 73-9 (.890) in sectional play and 98-32 (.754) in state tournament since 1973.

Football State Tournament History

IHSAA Member School Since: 1965

First Football State Tournament: 1976 (3A)

State Champion (1) 1992 (5A)

Runner-Up (5) 1981 (3A), 1986 (5A), 2002 (5A), 2004 (5A), 2012 (5A)

Appearances (7) 1981 (3A), 1986 (5A), 1992 (5A), 2002 (5A), 2004 (5A), 2012 (5A), 2015 (5A)

Semi-State Championships (7) 1981 (3A), 1986 (5A), 1992 (5A), 2002 (5A), 2004 (5A), 2012 (5A), 2015 (5A)

Regional Championships (15) 1981 (3A), 1982 (3A), 1985 (5A), 1986 (5A), 1992 (5A), 1994 (5A), 1997 (5A), 2001 (5A), 2002 (5A), 2003 (5A), 2004 (5A), 2011 (5A), 2012 (5A), 2014 (5A), 2015 (5A)

Sectional Championships (24) 1981 (3A), 1982 (3A), 1985 (5A), 1986 (5A), 1992 (5A), 1994 (5A), 1995 (5A), 1996 (5A), 1997 (5A), 2000 (5A), 2001 (5A), 2002 (5A), 2003 (5A), 2004 (5A), 2005 (5A), 2007 (5A), 2008 (5A), 2009 (5A), 2010 (5A), 2011 (5A), 2012 (5A), 2013 (5A), 2014 (5A), 2015 (5A)

School's IHSAA State Championship History (7)

Baseball (2) 2006 (4A), 2009 (4A)

Girls Basketball (1) 1988

Football (1) 1992 (5A)

Boys Track (1) 1974

Volleyball (2) 1987, 1991

New Palestine Dragons (13-0)

Associated Press Poll: 1st

IFCA Coaches Poll: 1st

- New Palestine making its second consecutive state championship game appearance and first in Class 5A after winning last year's crown in Class 4A.
- Team is playing in Class 5A this year and next year due to Tournament Success Factor (won regional in 2013, state title in 2014).
- Team set state record for total offense in a season - now with 6,935 yards - during their 56-6 semi-state victory over Castle.
- High-scoring Dragons lead the state in points per game (61.0) and margin of victory (49.6), both for the second year in a row. Team ranks ninth in state in points allowed (11.4).
- New Palestine has won 28 straight games, the state's longest active string, and 41 of their last 42 games under third-year coach Kyle Ralph.
- New Pal eliminated #2 Columbus East, 24-14, for the second year in a row - this time for its third straight sectional title. The two teams had met the last two years at the semi-state round.
- Hoosier Heritage Conference champions for the third consecutive season with a 7-0 record.
- School is 44-22 (.667) in sectional play and 53-31 (.631) in state tournament since 1973.

Football State Tournament History

IHSAA Member School Since: 1915

First Football State Tournament: 1983 (2A)

State Champion (1) 2014 (4A)

Runner-Up (1) 1990 (3A)

Appearances (3) 1990 (3A), 2014 (4A), 2015 (5A)

Semi-State Championships (3) 1990 (3A), 2014 (4A), 2015 (5A)

Regional Championships (5) 1987 (3A), 1990 (3A), 2013 (4A), 2014 (4A), 2015 (5A)

Sectional Championships (9) 1987 (3A), 1989 (3A), 1990 (3A), 2004 (3A), 2005 (3A), 2009 (4A), 2013 (4A), 2014 (4A), 2015 (5A)

School's IHSAA State Championship History (5)

Baseball (1) 2004 (3A)

Football (1) 2014 (4A)

Softball (3) 2004 (3A), 2008 (3A), 2009 (3A)

Class 6A Football State Championship Notables

Penn Kingsmen (12-1)

Associated Press Poll: 3rd

IFCA Coaches Poll: 4th

- Penn making 11th state championship game appearance and first in Class 6A. School is aiming for first football crown since 2000.
- With a win, Penn would become just the fourth school to win a state title in three different classes joining Indianapolis Cathedral, Tri-West Hendricks and Warren Central.
- Kingsmen have won nine straight games since their only loss to Orchard Lake St. Mary's (MI), 24-21, on Sept. 11.
- Team ranks 22nd in state in scoring (39.6), 25th in scoring allowed (13.8) and 15th in margin of victory (25.8).
- Kingsmen won at #10 Merrillville, 56-38, to win third straight regional and topped #2 Carmel, 16-10, for the semi-state trophy.
- Champions of the Northern Indiana Conference's North Division with a 5-0 record this season.
- School is 76-11 (.874) in sectional play and 110-31 (.780) in state tournament since 1973.

Football State Tournament History

IHSAA Member School Since: 1958

First Football State Tournament: 1975 (3A)

State Champion (5) 1983 (4A), 1995 (5A), 1996 (5A), 1997 (5A), 2000 (5A)

Runner-Up (5) 1989 (5A), 1991 (5A), 1999 (5A), 2003 (5A), 2011 (5A)

Appearances (11) 1983 (4A), 1989 (5A), 1991 (5A), 1995 (5A), 1996 (5A), 1997 (5A), 1999 (5A), 2000 (5A), 2003 (5A), 2011 (5A), 2015 (6A)

Semi-State Championships (11) 1983 (4A), 1989 (5A), 1991 (5A), 1995 (5A), 1996 (5A), 1997 (5A), 1999 (5A), 2000 (5A), 2003 (5A), 2011 (5A), 2015 (6A)

Regional Championships (16) 1983 (4A), 1989 (5A), 1991 (5A), 1995 (5A), 1996 (5A), 1997 (5A), 1998 (5A), 1999 (5A), 2000 (5A), 2003 (5A), 2004 (5A), 2008 (5A), 2011 (5A), 2013 (6A), 2014 (6A), 2015 (6A)

Sectional Championships (22) 1979 (3A), 1983 (4A), 1987 (5A), 1989 (5A), 1991 (5A), 1995 (5A), 1996 (5A), 1997 (5A), 1998 (5A), 1999 (5A), 2000 (5A), 2001 (5A), 2002 (5A), 2003 (5A), 2004 (5A), 2005 (5A), 2007 (5A), 2008 (5A), 2011 (5A), 2013 (6A), 2014 (6A), 2015 (6A)

School's IHSAA State Championship History (18)

Baseball (4) 1994, 1998 (4A), 2001 (4A), 2015 (4A)

Football (5) 1983 (4A), 1995 (5A), 1996 (5A), 1997 (5A), 2000 (5A)

Girls Golf (4) 1994, 2002, 2004, 2005

Boys Soccer (1) 1999

Softball (1) 1999 (3A)

Volleyball (2) 2010 (4A), 2011 (4A)

Wrestling (1) 2015

Center Grove Trojans (13-0)

Associated Press Poll: 1st

IFCA Coaches Poll: 1st

- Top-ranked Center Grove making its third appearance in a state championship game and first in Class 6A.
- Trojans looking for second state football crown and first since 2008 championship season.
- Center Grove eliminated #5 Warren Central on the road, 24-13, to win its third straight regional title, and then pulled out a double-overtime thriller over #7 Avon by converting the winning two-point conversion for a 35-34 win.
- Champions of the Metropolitan Interscholastic Conference with a 7-0 record.
- Team defeated defending state champion and conference rival Ben Davis, 31-19, on Sept. 11.
- School is 42-20 (.677) in sectional play and 57-29 (.663) in state tournament since 1973.

Football State Tournament History

IHSAA Member School Since: 1918

First Football State Tournament: 1985 (first year of all-in format)

State Champion (1) 2008 (5A)

Runner-Up (1) 2000 (5A)

Appearances (3) 2000 (5A), 2008 (5A), 2015 (6A)

Semi-State Championships (3) 2000 (5A), 2008 (5A), 2015 (6A)

Regional Championships (11) 1987 (5A), 2000 (5A), 2002 (5A), 2003 (5A), 2008 (5A), 2009 (5A), 2011 (5A), 2012 (5A), 2013 (6A), 2014 (6A), 2015 (6A)

Sectional Championships (11) 1987 (5A), 2000 (5A), 2002 (5A), 2003 (5A), 2008 (5A), 2009 (5A), 2011 (5A), 2012 (5A), 2013 (6A), 2014 (6A), 2015 (6A)

School's IHSAA State Championship History (13)

Girls Basketball (1) 1996

Football (1) 2008 (5A)

Boys Soccer (1) 2015 (2A)

Softball (6) 1986, 1995, 1998 (3A), 2003 (3A), 2009 (4A), 2015 (4A)

Boys Tennis (2) 2001, 2008

Boys Track (1) 2011

Volleyball (1) 2000 (4A)



Lafayette Central Catholic Knights

Class A



Lt.	Dk.	Name	Gr.	Ht.	Wt.	Position(s)
2	2	Avery Denhart	11	6-3	160	QB
3	3	Carlos Velasquez	10	6-0	140	QB/S
4	4	Rayce Fisher	12	5-10	160	WB/OLB
5	5	Kavon Clark	10	5-10	145	WR/CB
7	7	Anthony Berumen	12	6-1	170	WR/CB
8	8	Nick Deboy	9	5-9	115	WB/CB
9	9	Luke Neihofer	11	6-2	180	RB/D
10	10	Ryan Joyce	9	5-9	125	RB/OLB
11	11	Andrew Page	10	6-0	150	WR/S
12	12	Wes Dulin	9	5-10	125	QB/CB
14	14	Grant Schrader	11	6-2	170	WR/OLB
15	15	Sam Milazzo	11	5-10	160	K
16	16	Jack Hudson	10	6-0	160	WR/OLB
17	17	Ben Metzinger	11	5-10	160	WR/S
18	18	Cooper Boehm	9	6-1	150	WR/S
20	20	Kim Cahoon	9	5-6	145	TE/OLB
21	21	Luke Fusiek	12	6-1	155	WR/CB
22	22	Jacob Page	11	6-0	180	RB/S
23	23	Jackson Anthrop	12	5-11	180	RB/S
24	24	Adam Lovell	12	5-8	150	WB/CB
25	25	Brandon Yeagy	12	5-10	185	RB/LB
27	27	Sam Windler	10	5-9	140	WB/CB
28	28	Jordan Turpin	10	5-8	150	WB/CB
29	29	Scott Lovell	9	5-8	120	WR/CB
30	30	Meier Thibault	11	6-5	150	K
31	31	Zach Newcomb	11	5-9	140	WR/OLB
32	32	Adam Dienhart	9	5-8	145	RB/LB
35	35	Preston Hensley	9	5-8	120	WR/S
36	36	Luke Joyce	9	5-4	115	WR/OLB
41	41	Ethan Schrader	12	6-2	195	TE/DL

Lt.	Dk.	Name	Gr.	Ht.	Wt.	Position(s)
42	42	D'mitri George	11	6-3	225	TE/DL
44	44	Grant Kennedy	9	5-10	140	RB/LB
50	50	Payne Harris	9	5-4	145	OL/DL
51	51	Noah Eversman	9	5-10	180	OL/DL
52	52	David Sanchez	12	6-3	220	OL/DL
53	53	Davey Drerup	11	5-10	160	OL/DL
54	54	Coy Cronk	12	6-5	270	OL/LB
55	55	Justin Rogers	12	5-10	195	OL/LB
58	58	Colton Oglesby	11	6-2	255	OL/DL
59	59	Brian Munn	9	6-0	185	OL/DL
60	60	Parker Hensley	12	5-11	165	OL/LB
61	61	Jack Wilson	10	5-8	140	OL/LB
62	62	Jacob Rogers	9	5-11	175	OL/LB
63	63	Rizylon Baguisa	12	5-10	235	OL/DL
64	64	Michael Beardmore	9	5-11	170	OL/DL
65	65	Tommy Devine	11	6-0	265	OL/DL
66	66	Jack Reifenrath	12	6-0	295	OL/DL
67	67	Calvin Held	10	5-11	245	OL/DL
68	68	Robbie Eberhard	12	6-3	285	OL/DL
70	70	Owen Roszell	9	5-9	165	OL/DL
71	71	Jake Yeaman	11	6-3	260	OL/DL
72	72	Cade Olinger	11	6-2	220	OL/DL
74	74	Patrick Lee	10	6-0	205	OL/DL
75	75	Caleb Fontaine	10	5-10	235	OL/DL
77	77	Patrick Siener	9	5-7	145	OL/DL
80	80	Justin Stover	10	5-11	155	TE/OLB
81	81	Ben Tharp	11	6-2	195	TE/S
83	83	David Schwartz	9	6-1	150	WR/S
87	87	Mak Bonwell	12	6-3	185	TE/DL

Lafayette Central Catholic Knights

Class A



Team Statistics

	Knights	Opponents
Total Points / Points Per Game	748 / 53.4	81 / 5.8
First Downs / Per Game	199 / 14.2	133 / 9.5
Rushing Yards / Per Game	3,063 / 218.8	1,103 / 78.8
Passing Yards / Per Game	2,286 / 163.3	1,297 / 78.8
Total Yards / Per Game	5,349 / 382.1	2,400 / 171.4
Fumbles Recovered By	16	6
Intercepted By	18	5
Total Punts / Average	19 / 34.3	--
Penalties / Yards	--	--

Individual Statistics

Scoring	G	TD	1-Pt.	2-Pt.	FG	TP	PPG
23 Jackson Anthrop	14	55	0	2	0	334	23.9
15 Sam Milazzo	14	0	88	0	10	118	8.4
25 Brandon Yeagy	14	13	0	0	0	78	5.6
21 Luke Fusiek	13	9	0	0	0	54	4.2
17 Ben Metzinger	14	8	0	0	0	48	3.4

Rushing	G	Att.	Yds.	TD	YPG	YPC	Long
23 Jackson Anthrop	14	219	2097	43	149.8	9.6	80
25 Brandon Yeagy	14	55	531	12	37.9	9.7	71
9 Luke Neihouser	8	32	210	4	26.3	6.6	81
32 Adam Deinhart	11	45	195	1	17.7	4.3	39

Passing	G	Comp.	Att.	Int.	TD	Yds.	YPG
2 Avery Denhart	11	83	131	5	19	1570	142.7
3 Carlos Velasquez	11	53	77	1	6	689	117.3

Receiving	G	Rec.	Yds.	TD	YPG	YPC	Long
21 Luke Fusiek	13	34	787	9	60.5	23.1	77
17 Ben Metzinger	14	30	534	6	38.1	17.8	52
28 Jordan Turpin	14	21	346	3	24.7	16.5	55
23 Jackson Anthrop	14	26	294	5	21.0	11.3	50
81 Ben Tharp	14	14	191	2	13.6	13.6	24

Defense	G	Tackles	For Loss	Sacks	INT	FF	FR
25 Brandon Yeagy	14	117	11	2	1	2	1
54 Coy Cronk	14	98	9	1	1	--	1
42 D'mitri George	14	95	18	8	--	2	3
22 Jake Page	14	85	8.5	0	1	--	2
16 Jack Hudson	14	65	15.5	1.5	2	--	1
41 Ethan Schrader	14	55	16.5	3.5	--	2	--

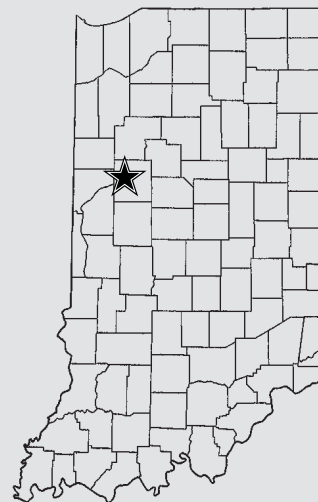
State Finals History

State Champion: **(6)** 1976 (A), 1999 (A), 2009 (A), 2010 (A), 2011 (A), 2012 (A)
 Appearances: **(7)** 1976 (A), 1999 (A), 2009 (A), 2010 (A), 2011 (A), 2012 (A), 2015 (A)



Kevin O'Shea
Head Coach

101-9 (8th year)
201-72 (28th year overall)



Team Facts

City/Town: Lafayette
 County: Tippecanoe
 Superintendent: Dr. Marie Williams
 Principal: Neil Wagner
 Athletic Director: Tim Bordenet
 Asst. Athletic Director: Don Collier
 Head Coach: Kevin O'Shea
 Assistant Coaches: Jeff Onken, Frank O'Shea, Ryan O'Shea, Tim O'Shea, Jim Schrader, Ed Tilley, Charlie Vergara, Bob Vickman
 Equipment Manager: Tom Yarnall
 Offensive Formation: Spread
 Defensive Formation: 3-4
 Colors: Navy/White
 Conference: Hoosier
 Enrollment: 292
 Last Year's W-L Record: 10-4

Season Results (14-0)

8/21	Delphi	W	50-6
8/28	at Guerin Catholic	W	34-0
9/4	at Tipton	W	51-0
9/11	Benton Central	W	61-0
9/18	at Northwestern	W	49-6
9/25	at Twin Lakes	W	65-2
10/2	Cass	W	74-6
10/9	at Rensselaer Central	W	59-6
10/16	West Lafayette	W	38-20

Sectional

10/23	at Clinton Central	W	70-8
10/30	Attica	W	70-7
11/6	Clinton Prairie	W	51-0

Regional

11/13	Pioneer	W	31-14
-------	---------	---	-------

Semi-State

11/20	at Northfield	W	45-6
-------	---------------	---	------

DEPTH CHART Please list your two-deeps at each position.

Offense

Pos.	No.	Name
QB	2	Avery Denhart
	3	Carlos Velasquez
RB	23	Jackson Anthrop
	25	Brandon Yegy
TE	81	Ben Tharp
	87	Mak Bonwell
WR	21	Luke Fusiek
	5	Kavon Clark
WR	17	Ben Metzinger
	14	Grant Schrader
WR	28	Jordan Turpin
	24	Adam Lovell
LT	71	Jake Yeaman
LG	66	Cade Olinger
		Jack Reifenrath
C	52	Patrick Lee
		David Sanchez
RG	68	Justin Rogers
		Robbie Eberhard
RT	54	Calvin Held
		Coy Cronk
		Cade Olinger

Defense

Pos.	No.	Name
N	63	Riz Baguisa
	68	Robbie Eberhard
DE	42	D'mitri George
	74	Patrick Lee
DE	41	Ethan Schrader
	62	Jacob Rogers
OLB	14	Grant Schrader
	4	Race Fisher
OLB	16	Jack Hudson
	80	Justin Stover
ILB	54	Coy Cronk
	55	Justin Rogers
ILB	25	Brandon Yegy
	32	Adam Deinhart
SS	22	Jake Page
	11	Drew Page
FS	23	Jackson Anthrop
	17	Ben Metzinger
CB	7	Anthony Berumen
	5	Kavon Clark
CB	24	Adam Lovell
	8	Nick Deboy

Specialists

Pos.	No.	Name
Punter	21	Luke Fusiek
Placekicker	15	Sam Milazzo
Kickoffs	15	Sam Milazzo
Long Snapper	7	Anthony Berumen
Holder	22	Jake Page
Punt Returns	23	Jackson Anthrop
	17	Ben Metzinger
Kickoff Returns	24	Adam Lovell
	23	Jackson Anthrop

HEAD COACH PROFILE

Name: Kevin O'Shea

Age: 50

Spouse's Name: Jennifer

Years Married: 27

Children's Names, Ages:

Current Occupation, Employer: Mathematics Teacher, Lafayette Central Catholic

No. of Yrs.: 27

If a teacher, what subjects and grades do you teach: Algebra II, Geometry

Education

High School Attended, Year Graduated: McCutcheon, 1984

College Attended, Year Graduated: Franklin College, 1988

Degree(s) / Major: BA Mathematics, Secondary Education

Athletic Participation

Sport	High School Years (ie: 1972, 73)	College Years (ie: 1976, 77)
Football	1980-83	1984-87
Baseball	1981-84	
Basketball	1980-83	

As a high school or college player, have you ever competed in a State or National Championship Event in any sport? If yes, please give details:

Competed in 1982 2A State Championship Football game

Coaching Experience (Football Only)

Years as Varsity Head Coach at Current School (ie: 5 years): 8

Actual Years as Varsity Head Coach at Current School (ie: 1996-2000): 2008-2015

Record as Varsity Head Coach at Current School: 101-9

Overall Varsity Head Coaching Record: 201-72

Do you coach any other sports at your school? no

Please list below where you've coached during your career starting with your current position:

School	Head / Asst.	No. of Years (ie: 5)	Actual Years (ie: 1992-present)
Lafayette CC	HC	8	2008-present
Attica	HC	1	2007-2008
McCutcheon	HC	9	1998-2007
Delta	HC	5	1993-1998
Crown Point	Asst	5	1988-1993

Tournament Championships (As the Varsity Head Coach, list years your team won):

Sectional: 1998, 2009, 2010, 2011, 2012, 2014, 2015

Regional: 2009, 2010, 2011, 2012, 2014, 2015

Semi-State: 2009, 2010, 2011, 2012, 2015

State Championship: 2009, 2010, 2011, 2012

Something Interesting About You Personally Or Professionally That People Might Not Know:

I have my son, Ryan, father, Frank, and brother Tim as assistant coaches.



Linton-Stockton Miners

Class A



Lt.	Dk.	Name	Gr.	Ht.	Wt.	Position(s)	Lt.	Dk.	Name	Gr.	Ht.	Wt.	Position(s)
2	2	Dreyden Ward	10	5-9	160	WB/LB	55	55	William C. Walker	11	6-0	205	OL/DE
3	3	Tyler Meurer	11	5-8	175	QB/WB/DB	56	56	Kole Padgett	9	5-1	160	OL/LB
4	4	Keaton Cox	10	5-9	175	WB/DB	57	57	Gavin Leigh	9	5-10	150	OL/LB
5	5	Zachary Phegley	12	6-0	160	TE/DE	58	58	Craig Grettein	10	5-10	270	OL/DL
6	6	Wm. Luke Wilson	11	6-2	180	K	59	59	Riley Alltop	10	6-2	270	OL/DL
7	7	Chase Howard	9	5-6	110	WB/DB	60	60	Trayton Tannehill	9	5-8	160	OL/DL
8	8	Pierce Jackson	12	6-0	175	WB/LB	61	61	Trevor Hill	10	6-3	225	OL/DE
9	9	Benjamin Lewellyn	10	5-9	135	WR/DB	62	62	Tietje Pigg	12	5-10	230	OL/DL
10	10	Chad Trent	12	6-0	190	QB/LB	63	63	Ryan Figg	10	6-0	200	OL/DE
12	12	Drake Cunningham	9	5-6	175	FB/LB	64	64	Braxton Lannan	12	6-2	240	OL/DL
18	18	Jacob Clothier	12	6-1	165	WR/DB	65	65	Wyatt Shields	9	6-0	300	OL/LB
21	21	Mitchell Eberhardt	12	6-0	190	WB/LB	67	67	Joshua Graber	12	5-8	180	OL/LB
22	22	Kendall Williams	11	5-9	160	WB/LB	68	68	Robert Heacox	9	5-8	220	OL/DL
23	23	William Smith	11	5-4	125	WR/DB	70	70	Owen Sparks	11	5-8	220	OL/DL
25	25	Trey Passen	11	5-10	135	QBMR/DB	72	72	Benjamin Burris	9	6-0	165	OL/DE
27	27	Cody Corbin	11	5-10	160	WB/LB	73	73	Jarrett Hazlewood	11	5-6	165	OL/DE
31	31	Avery Gentry	11	6-0	190	TE/LB	74	74	Joshua Warnock	10	6-0	275	OL/DL
33	33	Garrett Mason	11	5-7	190	FB/DE	75	75	Evan Phipps	12	5-11	220	OL/DL
41	41	Luke Miller	11	5-10	185	TE/LB	76	76	Alec Mckee	9	5-8	245	OL/DL
43	43	Zackary Fish	10	5-7	165	WR/OLB	77	77	Levi Jerrells	10	6-2	280	OL/DL
44	44	Braiden Irish	10	5-10	210	TE/LB	78	78	Dylan Morris	12	6-3	235	OL/DL
50	50	Ian Fonceca	11	5-6	150	OL/LB	79	79	Daymeon Alsman	10	5-9	230	OL/DL
51	51	Tyler Moore	9	5-2	190	OL/DE	80	80	Noah Clark	10	6-3	180	TE/DE
52	52	Chance Howard	10	6-0	175	OL/LB	88	88	Alec Mossbburger	10	5-9	125	WR/DB
54	54	Bryer Pope	11	6-0	275	OL/DL							

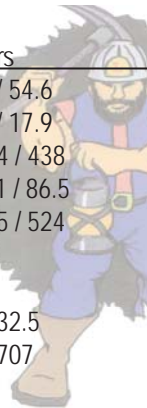
Linton-Stockton Miners

Class A



Team Statistics

	Miners	Opponents
Total Points / Points Per Game	764 / 54.6	143 / 10.2
First Downs / Per Game	250 / 17.9	108 / 7.7
Rushing Yards / Per Game	6,144 / 438	1,033 / 73
Passing Yards / Per Game	1,211 / 86.5	1,834 / 133
Total Yards / Per Game	7,355 / 524	2,867 / 206
Fumbles Recovered By	14	13
Intercepted By	12	3
Total Punts / Average	15 / 32.5	--
Penalties / Yards	77 / 707	61 / 456



Individual Statistics

Scoring	G	TD	1-Pl.	2-Pl.	FG	TP	PPG
3 Tyler Meurer	14	32	0	2	--	194	13.9
8 Pierce Jackson	14	26	0	0	--	156	11.1
21 Mitch Eberhardt	14	16	0	0	--	98	7.0
33 Garrett Mason	14	14	0	0	--	84	6.0
6 Luke Wilson	14	0	94	0	--	94	6.7

Rushing	G	Att.	Yds.	TD	YPG	YPC	Long
3 Tyler Meurer	14	119	1190	26	85.0	10.0	77
21 Mitch Eberhardt	14	112	1299	15	92.7	11.6	64
8 Pierce Jackson	14	115	1085	17	77.5	9.4	69
33 Garrett Mason	14	119	1011	14	72.0	8.5	52

Passing	G	Comp.	Att.	Int.	TD	Yds.	YPG
3 Tyler Meurer	14	61	95	3	19	1211	86.5

Receiving	G	Rec.	Yds.	TD	YPG	YPC	Long
8 Pierce Jackson	14	27	641	7	46	23.7	57
18 Jacob Clothier	14	28	549	11	40	19.6	61

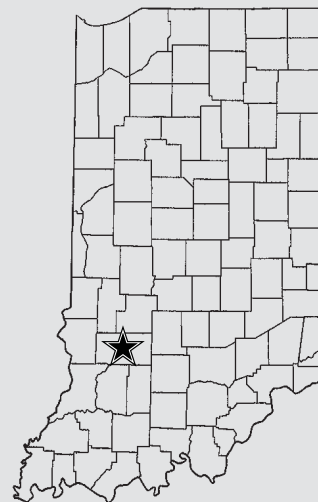
Defense	G	Tackles	For Loss	Sacks	INT	FF	FR
8 Pierce Jackson	14	137	16	3	2	--	4
78 Dylan Morris	14	130	10	13	--	--	3
31 Avery Gentry	13	107	7	1	1	--	2
22 Kendall Williams	14	79	8	--	3	--	4

State Finals History

Appearances: First Appearance



Brian Oliver
Head Coach
37-4 (3rd year)
37-4 (3rd year overall)



Team Facts

City/Town: Linton
County: Greene
Superintendent: Nick Karaszia
Principal: Nathan Moore
Athletic Director: Charlie Karaszia
Head Coach: Brian Oliver
Assistant Coaches: Mark Gennicks, Jake Gennicks, Joe Lorig, Scott Padgett, Andrew Bredeweg, Dennis Gentry, Silas Gennicks, Nick Trabant
Student Managers: Brooklyn Smith, Aubrey Davenport, Bailey Scharbrough
Offensive Formation: Wing T
Defensive Formation: 4-4
Colors: Red and Royal Blue
Conference: Independent
Enrollment: 371
Last Year's W-L Record: 11-2

Season Results (13-1)

8/21	Speedway	W	35-19
8/28	Sullivan	W	46-22
9/4	at Tecumseh	W	65-13
9/11	at North Vermillion	W	21-7
9/18	at Springs Valley	W	62-20
9/25	North Daviess (Forfeit)	L	0-2
10/2	at North Knox	W	55-7
10/9	at Eastern Greene	W	69-7
10/16	North Central (Farmersburg)	W	62-0

Sectional

10/23	Tell City	W	76-8
10/30	at Perry Central	W	63-7
11/6	North Central (Farmersburg)	W	74-0

Regional

11/13	at West Washington	W	35-13
-------	--------------------	---	-------

Semi-State

11/20	North Vermillion	W	56-27
-------	------------------	---	-------

DEPTH CHART Please list your two-deeps at each position.

Offensive Starters

LT	#50 Ian Fonceca	Subs: # 62 Tietje Pigg
LG	#78 Dylan Morris	
C	#54 Bryer Pope	Owen Sparks #52 Chance Howard
RG	#55 Cayden Walker	
RT	#70 Owen Sparks	
TE	#5 Zach Phegley	
WR	#18 Jacob Clothier	Bill Smith
WB	#8 Pierce Jackson	Kendall Williams
FG	#33 Garret Mason	Keaton Cox
WB	#21 Mitch Eberhardt	
QB	#3 Tyler Meurer	Chad Trent

Defensive Starters

DE	#33 Garrett Mason	Cayden Walker
DT	#78 Dylan Morris	Chance Howard
DT	#62 Tietje Pigg	Levi Jerrells
DE	#5 Zach Phegley	
OLB	#22 Kendall Williams	Luke Miller
OLB	#10 Chad Trent	
ILB	#31 Avery Gentry	Ian Fonceca
ILB	#8 Pierce Jackson	Chance Howard
DB	#21 Mitch Eberhardt	Bill Smith
DB	#24 Trey Passen	Keaton Cox
FS	#3 Tyler Meurer	Pierce Jackson

Specialists

Pos.	No.	Name
Punter	22	Kendall Williams

Placekicker
#6 Luke Wilson

Kickoffs
Luke Wilson

Long Snapper
#22 Kendall Williams
#8 Pierce Jackson

Holder
#24 Trey Passen

Punt Returns
#3 Tyler Meurer
#4 Keaton Cox

Kickoff Returns
#3 Tyler Meurer
#21 Mitch Eberhardt

HEAD COACH PROFILE

Name: Brian Oliver

Age: 38

Spouse's Name: Lindsey Oliver

Years Married: 14

Children's Names, Ages: Lillie 12 Paul 8

Current Occupation, Employer: Teacher, Linton-Stockton

No. of Yrs.: 7

If a teacher, what subjects and grades do you teach: Technology Education/PLTW

Education

High School Attended, Year Graduated: Linton-Stockton 1996

College Attended, Year Graduated: Indiana State, 2001 and Indiana Wesleyan 2008

Degree(s) / Major: BS/MA Education

Athletic Participation

Sport	High School Years (ie: 1972, 73)	College Years (ie: 1976, 77)
Football	1992-1995	
Basketball	1992-1996	

As a high school or college player, have you ever competed in a State or National Championship Event in any sport? If yes, please give details: NO

Coaching Experience (Football Only)

Years as Varsity Head Coach at Current School (ie: 5 years): 3

Actual Years as Varsity Head Coach at Current School (ie: 1996-2000):

3

Record as Varsity Head Coach at Current School: 37-4

Overall Varsity Head Coaching Record: 37-4

Do you coach any other sports at your school? No

Please list below where you've coached during your career starting with your current position:

School	Head / Asst.	No. of Years (ie: 5)	Actual Years (ie: 1992-present)
Linton	Head	3	2013-present
Linton	Asst	14	1996-2000 and 2002-2012
Northview	Asst	1	2001

Tournament Championships (As the Varsity Head Coach, list years your team won):

Sectional: 3

Regional: 2

Semi-State: 1

State Championship:

Something Interesting About You Personally Or Professionally That People Might Not Know:

I played QB/FS during my time at Linton from 92-95. Started 3 years. I am the 1st coach to lead the Miners to the state championship game. We have lost in the semi state 8 times and I was an assistant for 7 of them



Whiting Oilers

Class 2A



Lt.	Dk.	Name	Gr.	Ht.	Wt.	Position(s)	Lt.	Dk.	Name	Gr.	Ht.	Wt.	Position(s)
2	2	Pedro Valerio	10	5-7	160	LB/RB	53	53	Diego Olmedo	9	5-7	150	G/DE
3	3	Mitchell Alicea	12	6-1	175	QB/LB	54	54	Joel Torres	9	5-8	150	LB/G
4	4	Thomas Knight	9	5-10	150	WR/DB	55	55	Brent Reel	11	5-6	236	OT/DT
5	5	Jose Cruz	12	5-9	155	K/K	57	57	Christopher Dietz	12	6-2	225	OT/DE
6	6	Estevan Becerra	10	5-4	146	CB/WR	60	60	Isaac Sahagun	11	5-7	225	OL/DT
7	7	Stuart Glasgow	11	6-3	195	QB/DB	61	61	Christopher Zapata	11	5-8	250	DT/OT
10	10	Santino Barbosa	9	5-4	130	RB/CB	63	63	Daniel Canning	9	5-8	180	DL/OL
14	14	Johnathan Furto	9	5-5	126	QB/DB	66	66	Sebastian Macias	11	5-7	160	OG/DE
15	15	Joseph Ivezic	10	6-0	160	WR/DB	67	67	Octavio Gutierrez	10	5-7	200	DE/OG
17	17	Justin Grino	9	5-6	135	LB/WR	68	68	Andrew Fruth	12	5-7	190	DT/G
21	21	Martin Petruf	12	6-3	215	WR/CB	70	70	Roberto Garcia	9	5-8	181	G/ED
22	22	Carlos Madden	11	5-7	130	RB/DB	72	72	Timothy Lowe	10	5-11	245	OT/DT
24	24	Miguel Rivera	11	5-9	158	DB/RB	73	73	Jacob Pick	9	5-10	162	LB/OL
30	30	Christopher Page	11	6-0	195	RB/LB	76	76	Joseph Trombetta	10	5-7	175	G/ED
31	31	Matthew Solis	11	5-8	155	RB/FS	77	77	Christian Gamino	11	6-1	223	OT/DT
32	32	Miguel Galaviz	9	5-10	183	DL/RB	78	78	Cody Emigh	12	5-10	285	C/DT
33	33	Thomas Davenport	9	6-0	211	DE/FB	79	79	Kenneth Padilla	9	5-6	183	K/DL
34	34	John Bock	9	5-6	131	RB/ILB	80	80	Angel Argandona	9	5-7	120	WR/DB
40	40	Dylan White	10	6-0	155	RB/OLB	82	82	Colton Willoughby	9	5-9	136	WR/DB
42	42	Christian Carroll	9	5-4	116	DB/RB	83	83	Nathan Zorich	9	5-7	120	DB/WR
45	45	Caleb Macon	11	6-2	203	MLB/TE	84	84	Adam Zorich	11	6-1	173	DB/WR
51	51	Luis Becerra	11	5-7	198	G/DT	87	87	Rodolfo Becerra	12	5-8	185	RB/OLB
52	52	Jacob Lytle	10	5-7	207	C/DT							

Whiting Oilers

Class 2A



Team Statistics

	Whiting	Opponents
Total Points / Points Per Game	531 / 37.9	144 / 10.3
First Downs / Per Game	237 / 16.9	146 / 10.4
Rushing Yards / Per Game	3,938 / 281.3	2,130 / 152.1
Passing Yards / Per Game	1,770 / 126.4	716 / 51.1
Total Yards / Per Game	5,708 / 407.7	2,846 / 203.2
Fumbles Recovered By	11	8
Intercepted By	13	10
Total Punts / Average	25 / 36.0	54 / 34.2
Penalties / Yards	60 / 445	90 / 480

Individual Statistics

Scoring	G	TD	1-Pt.	2-Pt.	FG	TP	PPG
33 Tom Davenport	14	13	0	3	0	84	6.0
7 Stuart Glasgow	14	14	0	3	0	90	6.4
22 Carlos Madden	13	12	0	0	0	72	5.1
21 Martin Petruf	14	10	0	0	0	60	4.3
79 Kenny Padilla	14	0	50	0	2	56	4.0

Rushing	G	Att.	Yds.	TD	YPG	YPC	Long
7 Stuart Glasgow	14	171	1050	14	75.0	6.1	--
33 Tom Davenport	14	105	606	13	43.3	5.8	--
22 Carlos Madden	13	88	749	9	57.6	8.5	--
40 Dylan White	14	71	636	10	45.4	9.0	--
24 Miguel Rivera	14	45	271	5	19.4	6.0	--

Passing	G	Comp.	Att.	Int.	TD	Yds.	YPG
7 Stuart Glasgow	14	101	166	10	17	1766	126

Receiving	G	Rec.	Yds.	TD	YPG	YPC	Long
21 Martin Petruf	14	44	910	9	65.0	20.7	--
3 Mitch Alicea	13	41	581	6	44.7	14.2	--
22 Carlos Madden	13	6	150	2	11.5	25.0	--
84 Adam Zorich	14	5	49	0	3.5	9.8	--

Defense	G	Tackles	For Loss	Sacks	INT	FF	FR
21 Martin Petruf	14	100	3.5	0.0	6	1	1
87 Rudy Becerra	13	78	5.5	1.0	0	1	1
45 Caleb Macon	14	76	5.0	2.0	0	1	3
60 Isaac Sahagun	13	63	11.0	4.0	0	2	1
3 Mitch Alicea	13	54	6.0	2.5	2	2	1
24 Miguel Rivera	14	52	1.0	1.0	0	0	0

State Finals History

First Appearance

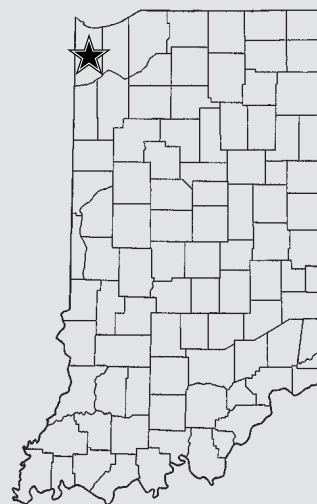


Jeff Cain

Head Coach

164-76 (21st year)

164-76 (21st year overall)



Team Facts

City/Town: Whiting

County: Lake

Superintendent: Dr. Sandra Martinez

Principal: Julie Fregien

Athletic Director: Tyler Tampier

Asst. Athletic Director: Tim Mysliwy

Head Coach: Jeff Cain

Assistant Coaches: Brett Jennings, Jim

Verta, JR Ford, Chris Davenport, Greg

Zorich, Jay Jendreas, Paul Vale,

Mike Furto, Fernando Sahagun Trainer, Dani

Pillon Stats, Jerry Chicvara

Student Managers: Samantha Ramirez

Offensive Formation: Multiple

Defensive Formation: 4-3

Colors: Green and White

Conference: Greater South Shore

Enrollment: 420

Last Year's W-L Record: 10-1

Season Results (13-1)

8/22 Hammond Clark W 42-0

8/28 at Hammond Gavit W 41-7

9/4 Boone Grove W 28-6

9/11 at Wheeler L 27-28

9/18 Lake Station W 37-7

9/25 at Hanover Central W 42-21

10/2 at Calumet W 42-6

10/9 Hammond Noll W 72-6

10/16 at River Forest W 48-0

Sectional

10/23 vs. Boone Grove W 20-0

10/30 Gary Roosevelt W 59-14

11/6 Knox W 31-21

Regional

11/13 at Bremen W 28-21

Semi-State

11/20 Woodlan W 14-7

DEPTH CHART Please list your two-deeps at each position.

Offense

Pos.	No.	Name
RT	77	Christian Gamino
	57	Chris Dietz
RG	52	Jake Lytle
	60	Isaac Sahagun
C	55	Brent Reel
	78	Cody Emigh
LG	67	Octavio Gutierrez
	60	Isaac Sahagun
LT	78	Cody Emigh
	72	TJ Lowe
TE	45	Caleb Macon
	84	Adam Zorich
TE	21	Martin Petruf
	30	Chris Page
QB	7	Stuart Glasgow
	3	Mitch Alicea
WB	40	Dylan White
	21	Martin Petruf
FB	33	Tom Davenport
	61	Chris Zapata
RB	22	Carlos Madden
	24	Miguel Rivera

Defense

Pos.	No.	Name
DE	57	Chris Dietz
	54	Joel Torres
DE	30	Chris Page
	2	Pedro Valerio
DT	51	Luis Becerra
	61	Chris Zapata
DT	60	Isaac Sahagun
	72	TJ Lowe
LB	87	Rudy Becerra
	30	Dylan White
LB	3	Mitch Alicea
	22	Carlos Madden
LB	45	Caleb Macon
	3	Mitch Alicea
C	84	Adam Zorich
	10	Nino Barbosa
C	31	Matt Solis
	7	Stuart Glasgow
S	21	Martin Petruf
	3	Mitch Alicea
S	24	Miguel Rivera
	10	Nino Barbosa

Specialists

Pos.	No.	Name
Punter	3	Mitch Alicea
Placekicker	79	Kenny Padilla
Kickoffs	79	Kenny Padilla
Long Snapper	40	Dylan White
Holder	7	Stuart Glasgow
Punt Returns	21	Martin Petruf
Kickoff Returns	21	Martin Petruf

HEAD COACH PROFILE

Name: Jeff Cain

Age: 54

Spouse's Name: Sandy

Years Married: 31

Children's Names, Ages: Cassie 26, Brittani, 25

Current Occupation, Employer: Teacher, School City of Whiting

No. of Yrs.: 29

If a teacher, what subjects and grades do you teach: Engineering (PLTW IED and POE), Communication Systems

Education

High School Attended, Year Graduated: Harrison 1979

College Attended, Year Graduated: Purdue, 1986

Masters Walden, 2005

Degree(s) / Major:

Industrial Technology

Integrating Technology I the Classroom

Athletic Participation

Sport	High School Years (ie: 1972, 73)	College Years (ie: 1976, 77)
Football	1976	
Wrestling	1976	

As a high school or college player, have you ever competed in a State or National Championship Event in any sport? If yes, please give details: No

Coaching Experience (Football Only)

Years as Varsity Head Coach at Current School (ie: 5 years): 21

Actual Years as Varsity Head Coach at Current School (ie: 1996-2000): 1995, 2015

Record as Varsity Head Coach at Current School: 164-76

Overall Varsity Head Coaching Record: 164-76

Do you coach any other sports at your school? None at Whiting

Assistant Softball at North Judson

Please list below where you've coached during your career starting with your current position:

School	Head / Asst.	No. of Years (ie: 5)	Actual Years (ie: 1992-present)
Whiting	Head	21	1995-present
Whiting	Assist	7	1988=1994

Tournament Championships (As the Varsity Head Coach, list years your team won):

Sectional: 1996, 1997, 2015

Regional: 1996, 2015

Semi-State: 2015

State Championship:

Something Interesting About You Personally Or Professionally That People Might Not Know:

I coached travel softball for seven years and now serve as an assistant coach for my daughter who is the head coach at North Judson.

I was selected Whiting Robertsdale Educator of the Year in 2015



Monrovia Bulldogs

Class 2A



Lt.	Dk.	Name	Gr.	Ht.	Wt.	Position(s)	Lt.	Dk.	Name	Gr.	Ht.	Wt.	Position(s)
1	1	Brady Hale	12	6-0	175	WR/LB	46	46	Clay Starnes	12	5-10	180	WR/DB
3	3	John Williams	12	6-1	170	QB/DB	48	48	Garrison Lee	11	5-10	200	RB/DE
4	4	Bryan Cox	10	6-0	140	WR/DB	50	50	Deacon Hadley	10	5-8	160	OL/DL
5	5	Elijah Stock	11	6-0	160	OL/LB	51	51	Mark Brancheau	9	5-11	210	OL/DL
6	6	Aaron Cravens	11	6-1	185	RB/DB	52	52	Jeremiah Welty	12	6-0	240	OL/DL
7	7	Jakob Swopes	9	5-11	130	WR/DB	53	53	Dane Robertson	9	5-5	165	OL/DL
8	8	Jaden Rhea	12	6-1	185	RB/DB	55	55	Ethan Stock	11	5-11	150	OL/DL
8	8	Kadyn Davis	9	5-6	125	WR/DB	56	56	Brandon Thomas	11	6-0	180	OL/DL
9	9	Ezra Wagner	9	5-7	150	WR/DB	57	57	Damien Riordan	10	5-11	160	OL/DL
10	10	Chris Dotlich	11	6-0	190	QB/DB	58	58	Ryland Henderson	10	5-8	200	OL/DL
11	11	Conner Jelley	10	5-9	155	QB/DB	59	59	Spencer Halcomb	12	5-10	200	K/K
12	12	Cordell McCloud	9	5-4	104	WR/DB	60	60	Dustin Henderson	9	5-7	175	OL/DL
15	15	Carson Shelton	10	5-9	165	WR/DB	61	61	Zach Boles	12	6-1	185	OL/DL
17	17	Jarred Baker	11	6-3	175	WR/DB	62	62	Cody Hipsher	9	5-5	115	OL/DL
18	18	Alex Shields	9	5-0	85	WR/DB	63	63	Dristin McCubbins	12	6-1	220	OL/DL
20	20	Bryce Hale	12	6-0	175	TE/LB	64	64	Harrison Jones	9	5-9	205	OL/DL
21	21	Donald Skiles	10	5-9	130	WR/DB	65	65	Riley McCubbins	10	6-3	240	OL/DL
22	22	Austin Cravens	10	6-1	170	TE/DE	67	67	Robert Bauer	12	6-0	240	OL/DL
23	23	Austin Clark	10	5-7	130	WR/DB	68	68	Jason Lee	10	6-2	185	OL/DL
24	24	David McPeak	10	5-5	145	RB/DB	70	70	Owen Brown	9	5-9	190	OL/DL
25	25	Tyler Padgett	10	5-9	140	WR/DB	71	71	Zakary Pauley	9	6-0	170	OL/DL
26	26	Luke Kluemper	11	5-9	140	WR/DB	72	72	Cameron Thomas	10	6-0	175	OL/DL
28	28	Nolan Wicks	12	5-9	170	WR/LB	73	73	Owen Merritt	10	5-10	165	OL/DL
29	29	Ian Wray	9	6-0	165	RB/LB	74	74	Carter Johnson	12	6-0	205	OL/DE
31	31	Jacob Smith	9	5-8	135	WR/DB/K	75	75	Chase Cope	12	6-0	280	OL/DL
32	32	Dalton Smith	10	6-0	175	RB/DB	76	76	Colton Hall	9	5-6	200	OL/DL
33	33	Matthew Monaghan	12	5-9	185	TE/DE	77	77	Joshua Wilson	11	6-4	265	OL/DL
34	34	Kyle Gordon	12	6-0	145	WR/DB	78	78	Benjamin Gaston	9	6-1	245	OL/DL
35	35	Clay Whitney	9	5-10	165	RB/LB	79	79	Blake Riordan	9	5-9	165	OL/LB
37	37	Trenton Ingert	9	5-11	160	RB/LB	80	80	Brock Stader	11	5-11	155	K
39	39	Gabriel Milton	10	6-0	220	RB/LB	81	81	Nathe Burnside	9	6-3	205	TE/DL
40	40	Peter Davis	11	6-3	185	TE/DE	83	83	Jack Atwell	11	5-8	190	TE/DE
42	42	Camryn Smith	11	5-8	180	RB/DB	84	84	Owen Halcomb	10	6-0	190	TE/DE
43	43	Evan Bucks	10	5-10	225	RB/LB	85	85	Tanner Shields	9	5-7	130	WR/DB
44	44	Luke Riddle	10	5-10	160	TE/DE	87	87	Noah Sowers	9	5-11	130	WR/DB
44	44	David Norris	9	5-9	140	WR/DB	88	88	Clay Miller	10	5-8	145	TE/DE
45	45	Johnathon Smallwood	10	5-5	130	WR/DB							

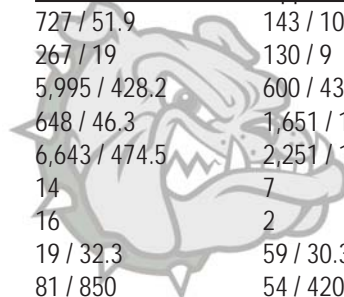
Monrovia Bulldogs

Class 2A



Team Statistics

	Monrovia	Opponents
Total Points / Points Per Game	727 / 51.9	143 / 10.2
First Downs / Per Game	267 / 19	130 / 9
Rushing Yards / Per Game	5,995 / 428.2	600 / 43
Passing Yards / Per Game	648 / 46.3	1,651 / 117.9
Total Yards / Per Game	6,643 / 474.5	2,251 / 160.7
Fumbles Recovered By	14	7
Intercepted By	16	2
Total Punts / Average	19 / 32.3	59 / 30.3
Penalties / Yards	81 / 850	54 / 420



Individual Statistics

Scoring	G	TD	1-Pt.	2-Pt.	FG	TP	PPG
32 Dalton Smith	14	30	19	18	0	217	15.5
8 Jaden Rhea	14	31	0	16	0	202	14.4
48 Garrison Lee	14	18	0	2	0	110	7.9
80 Brock Stader	9	0	38	0	1	41	4.6
39 Gabe Milton	11	6	0	2	0	38	3.5

Rushing	G	Att.	Yds.	TD	YPG	YPC	Long
8 Jaden Rhea	14	192	1926	30	137.6	10.0	66
48 Garrison Lee	14	236	1560	18	111.4	6.6	33
32 Dalton Smith	14	114	1479	20	105.6	13.0	78
39 Gabe Milton	11	33	344	6	31.3	10.4	78
35 Clay Whitney	6	10	126	3	21.0	12.6	28

Passing	G	Comp.	Att.	Int.	TD	Yds.	YPG
3 John Williams	14	20	50	2	10	648	46.3
32 Dalton Smith	14	0	2	0	0	0	0.0

Receiving	G	Rec.	Yds.	TD	YPG	YPC	Long
32 Dalton Smith	14	12	515	9	36.8	42.9	68
26 Luke Kluemper	8	6	119	0	14.9	19.8	26
34 Kyle Gordon	1	1	9	0	9.0	9.0	9
46 Clay Starns	8	1	5	1	0.6	5.0	5

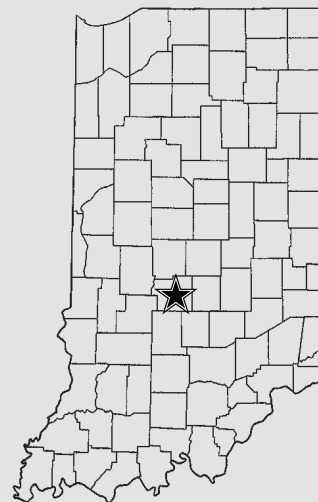
Defense	G	Tackles	For Loss	Sacks	INT	FF	FR
20 Bryce Hale	14	112	14.5	2	1	3	2
1 Brady Hale	14	105	16.5	1	1	1	2
23 Aaron Cravens	13	79	5.0	1	2	0	1
28 Nolan Wicks	14	74	7.0	1	1	1	1
75 Chase Cope	14	53	18.5	9	0	4	1
52 Jeremiah Welty	14	49	11.5	2	0	3	2

State Finals History

Runner-Up: (1) 2009 (2A)
 Appearances: (2) 2009 (2A), 2015 (2A)



Kevin Hutchins
 Head Coach
 61-27 (7th year)
 78-60 (12th year overall)



Team Facts

City/Town: Monrovia
 County: Morgan
 Superintendent: Dr. William Roberson
 Principal: Mike Springer
 Athletic Director: Brian Lewis
 Asst. Athletic Director: Todd Fakes
 Head Coach: Kevin Hutchins
 Assistant Coaches: Andy Olson, Brian Outland, Mark Rooker, John Standeford, Kevin Bradshaw, Blake Gill, Brent McCleerey, Jeremy Behling, Perry McCubbins, Rusty Hale, Jordan Allen, Gordon Adamson, Brady Whitney
 Student Managers: Shawn Bengel
 Offensive Formation: Belly
 Defensive Formation: 4-3
 Colors: Green and White
 Conference: Indiana Crossroads
 Enrollment: 447
 Last Year's W-L Record: 11-3

Season Results (13-1)

8/21	Indpls. Cardinal Ritter	L	16-22
8/28	at Cascade	W	82-6
9/4	at Indpls. Shortridge	W	73-0
9/11	at Triton Central	W	44-0
9/18	Speedway	W	49-0
9/25	Beech Grove	W	57-28
10/2	Indpls. Lutheran	W	51-7
10/9	at Park Tudor	W	68-8
10/16	at Indpls. Sececina	W	63-14

Sectional

10/23	Mitchell	W	55-0
10/30	at Southmont	W	42-7
11/6	at North Putnam	W	50-0

Regional

11/13	Evansville Mater Dei	W	40-20
-------	----------------------	---	-------

Semi-State

11/20	Indpls. Howe	W	37-31
-------	--------------	---	-------

DEPTH CHART Please list your two-deeps at each position.

Offense

Pos.	No.	Name
QB	3	John Williams
QB	11	Conner Jelley
FB	48	Garrison Lee
FB	43	Evan Bucks
SB	32	Dalton Smith
SB	6	Aaron Cravens
HB	8	Jaden Rhea
HB	39	Gabe Milton
WR	26	Luke Kluemper
WR	4	Bryan Cox
TE	33	Matt Monaghan
TE	5	Ethan Stock
LT	75	Chase Cope
LT	64	Hank Jones
LG	77	Josh Wilson
LG	61	Zach Boles
C	52	Jeremiah Welty
C	65	Riley McCubbins
RG	63	Dristin McCubbins
RG	50	DJ Hadley
RT	74	Carter Johnson
RT	73	Owen Merritt

Defense

Pos.	No.	Name
NT	75	Chase Cope
NT	67	Bobby Bauer
DT	63	Dristin McCubbins
DT	48	Garrison Lee
DE	52	Jeremiah Welty
DE	84	Owen Halcomb
DE	22	Austin Cravens
DE	40	Peter Davis
SLB	28	Nolan Wicks
SLB	54	Eli Stock
MLB	1	Brady Hale
MLB	39	Gabe Milton
WLB	20	Bryce Hale
WLB	5	Ethan Stock
CB	46	Clay Starns
CB	17	Jared Baker
CB	26	Luke Kluemper
CB	32	Dalton Smith
SS	42	Camryn Smith
SS	15	Carson Shelton
FS	6	Aaron Cravens
FS	25	Tyler Padgett

Specialists

Pos.	No.	Name
Punter	32	Dalton Smith
Placekicker	80	Brock Stader
Kickoffs	80	Brock Stader
Long Snapper	83	Jack Atwell
Holder	11	Conner Jelley
Punt Returns	46	Clay Starns
Kickoff Returns	8	Jaden Rhea Dalton Smith

HEAD COACH PROFILE

Name: Kevin Hutchins

Age:

38

Spouse's Name: Sarah Hutchins

Years

Married:13

Children's Names, Ages: Payton 10, Parker 7

Current Occupation, Employer: Teacher/Monrovia High School

No. of Yrs.: 7

If a teacher, what subjects and grades do you teach: Health/PE 9-12

Education

High School Attended, Year Graduated: Maine West(Des Plaines)/96

College Attended, Year Graduated: Olivet Nazarene/2001

Ball State/2010

Degree(s) / Major:

BS Physical Education

Masters Special Education

Athletic Participation

Sport	High School Years (ie: 1972, 73)	College Years (ie: 1976, 77)
Football	1993-1996	1997-2000
Basketball	1993-1996	
Baseball	1993	

As a high school or college player, have you ever competed in a State or National Championship Event in any sport? If yes, please give details:

Competed for the NAIA Football National Championship – 1998 Lost to Azusa Pacific in Championship Game.

Coaching Experience (Football Only)

Years as Varsity Head Coach at Current School (ie: 5 years): 7 years

Actual Years as Varsity Head Coach at Current School (ie: 1996-2000): 2007-2009, 2012-Current

Record as Varsity Head Coach at Current School: 61-27

Overall Varsity Head Coaching Record: 78-60

Do you coach any other sports at your school? No

Please list below where you've coached during your career starting with your current position:

School	Head / Asst.	No. of Years (ie: 5)	Actual Years (ie: 1992-present)
Monrovia High School	Head	4	2012-Present
Mooresville High School	Head	2	2010-2011
Monrovia High School	Head	3	2007-2009
Howe High School	Head	3	2004-2006
Howe High School	JV	2	2002-2003
Kankakee High School	Asst	1	2001

Tournament Championships (As the Varsity Head Coach, list years your team won):

Sectional: 2009,2014,2015

Regional: 2009,2014,2015

Semi-State: 2009,2015

State Championship:

Something Interesting About You Personally Or Professionally That People Might Not Know:

Avid Blackhawks, Bears and Bulls fan.



West Lafayette Red Devils

Class 3A



Lt.	Dk.	Name	Gr.	Ht.	Wt.	Position(s)
1	1	Mikey Kidwell	11	5-9	161	QB/P
2	2	Nai Carlisle	12	6-2	201	WR/DB
3	3	Caleb Green	11	6-0	138	WR/DB
4	4	Jake Alge	9	5-8	143	WR/DB
6	6	Mykiel Stallings	10	6-2	210	WR/LB
7	7	Kyle Hazell	9	5-4	103	WR/DB
9	9	Logan Robinson	11	5-9	149	WR/DB
10	10	Luke Touloukian	10	6-2	152	WR/QB
11	11	Spencer Ronchetto	12	5-7	180	WR/DB
14	14	Frank Bodi	12	6-6	196	LB
16	16	Matt Marley	11	5-10	173	WR/DB
18	18	Sage Hood	9	5-11	182	QB/DB
19	19	Jack Flannelly	10	5-8	139	WR/DB
20	20	Ryan Gutwein	10	5-6	130	RB/DB
21	21	Nicholas Glaister	12	5-9	133	DB
22	22	Russell Erb	9	5-11	155	WR/LB
23	23	Justin Vasili	9	5-5	140	WR/DB
24	24	Sam Oates	12	6-4	183	WR/LB
25	25	Aidan Sanders	10	5-7	148	RB/LB
26	26	Jonah Williams	11	6-2	210	WR/LB
27	27	Henry Terhune	12	6-0	172	WR/DB
28	28	Travis Rolle	12	5-8	170	RB
30	30	Hudson Gorup	9	5-11	168	WR/DL
32	32	Joel Bales	9	5-9	141	RB/DB
33	33	Jack Folkers	12	6-0	170	WR/DB
34	34	Owen Walbaum	9	5-11	158	WR/LB
36	36	Charlie Ho	10	5-7	131	WR/DB
40	40	Christian Burns	11	5-10	178	RB/LB
43	43	Caleb Whitney	12	6-1	178	DL/P
44	44	Aidan Kolouch	12	5-6	175	DL

Lt.	Dk.	Name	Gr.	Ht.	Wt.	Position(s)
45	45	Nate Merriott	12	5-11	200	LB
48	48	Jeffrey Cassell	12	6-1	178	DB
49	49	Brendan Adams	12	5-11	169	LB
50	50	August Schott	10	6-1	218	OL/LB
51	51	Adrian Sanchez	11	6-2	270	OL/DL
52	52	Tavion Woodard	9	5-11	198	OL/DL
53	53	Dylan Trent	12	6-2	217	OL/DL
54	54	Joey Kidwell	9	5-9	179	OL/LB
55	55	Samir Ahsan	9	5-9	159	OL/LB
56	56	Jackson McLuckey	10	6-1	188	OL/LB
58	58	Gabe Parker	11	6-4	195	OL/LB
60	60	Seif Benjamia	9	6-1	249	OL/DL
62	62	Luke Ritchie	12	6-4	195	OL
64	64	Jeffrey Kim	12	5-11	277	OL/DL
65	65	Ben Szymanski	9	5-10	162	OL/DL
66	66	Humza Siddiqui	11	5-6	170	OL/DL
67	67	Marc Zabit	10	5-8	146	OL/LB
68	68	Chris Kidwell	12	6-0	207	DL
70	70	Sabastian Trent	10	6-6	218	OL/DL
71	71	Andrew Gary	12	6-1	187	DL
72	72	Alex Alge	11	6-1	241	OL/DL
73	73	Tommy Kirschbaum	10	6-6	293	OL/DL
76	76	Alex Delworth	12	6-1	212	OL/DL
78	78	Antonio Biancardi	9	5-11	249	OL/DL
82	82	Coby Custer	11	5-10	142	WR/DB
83	83	Cole Stapleton	12	5-11	140	K
84	84	Hayden Thompson	10	5-11	170	WR/DB
87	87	Luke Staton	10	6-2	187	WR/LB
88	88	George Karlaftis	9	6-4	219	WR/DL/K

West Lafayette Red Devils

Class 3A



Team Statistics

	West Lafayette	Opponents
Total Points / Points Per Game	572 / 40.8	230 / 16.4
First Downs / Per Game	332 / 24	204 / 15
Rushing Yards / Per Game	3,343 / 239	1,822 / 130
Passing Yards / Per Game	3,211 / 229	1,977 / 141
Total Yards / Per Game	6,554 / 468	3,799 / 271
Fumbles Recovered By	17	15
Intercepted By	15	11
Total Punts / Average	37 / 37	68 / 33
Penalties / Yards	92 / 812	69 / 620

Individual Statistics

Scoring	G	TD	1-Pt.	2-Pt.	FG	TP	PPG
28 Travis Rolle	14	28	0	1	0	170	12.1
11 Spencer Ronchetto	9	11	0	0	0	66	7.3
83 Cole Stapleton	14	0	55	1	0	57	4.0
40 Christian Burns	14	9	0	0	0	54	3.9
16 Matt Marley	14	8	0	0	0	48	3.4

Rushing	G	Att.	Yds.	TD	YPG	YPC	Long
28 Travis Rolle	14	359	2238	27	160	6.2	74
40 Christian Burns	14	69	544	9	38	7.9	42
1 Mikey Kidwell	14	87	342	2	24	3.9	25
2 Nai Carlisle	13	14	230	1	18	16.4	74

Passing	G	Comp.	Att.	Int.	TD	Yds.	YPG
1 Mikey Kidwell	14	256	377	11	39	3063	219
10 Luke Touloukian	14	13	18	0	0	134	9

Receiving	G	Rec.	Yds.	TD	YPG	YPC	Long
11 Spencer Ronchetto	9	61	814	11	58	13.3	58
16 Matt Marley	14	72	801	7	57	11.1	57
26 Jonah Williams	14	35	484	7	35	13.8	42
33 Jack Folkers	14	25	367	5	26	14.7	81
10 Luke Touloukian	14	21	236	3	17	11.2	49

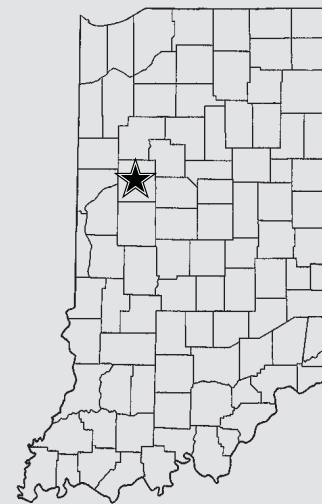
Defense	G	Tackles	For Loss	Sacks	INT	FF	FR
45 Nate Merriott	14	123	7.5	2/12	1	2	0
49 Brendan Adams	12	110	6	4.5/43	1	0	0
24 Sam Oates	14	86	4	0.5/3	1	1	3
14 Frank Bodi	14	85	8.5	1.5/14	0	2	0
68 Chris Kidwell	14	81	21	4/28	0	3	2
2 Nai Carlisle	13	57	3	0	0	0	0

State Finals History

State Champion: **(2)** 1993 (2A), 2009 (3A)
 Runner-Up: **(1)** 1984 (2A)
 Appearances: **(4)** 1984 (2A), 1993 (2A), 2009 (3A), 2015 (3A)



Shane Fry
 Head Coach
 32-6 (3rd year)
 32-6 (3rd year overall)



Team Facts

School: West Lafayette Jr/Sr High School
 City/Town: West Lafayette
 County: Tippecanoe
 Superintendent: Rocky Killion
 Principal: Ron Shriner
 Athletic Director: Brock Touloukian
 Head Coach: Shane Fry
 Assistant Coaches: Doug Caldwell, Brad DeWees, Kelly Kitchel, Andy Kennedy, Josh Roseman, Rick Roseman, Jon Speaker, Braden Tribolet, Josh Wissel, James Wodicka, Aaron Wood
 Student Managers: Arianna Colglazier, Savannah Gray, Aryan McWilliams, Aryell McWilliams, Natalie Weismiller
 Offensive Formation: Spread
 Defensive Formation: 3-4
 Colors: Scarlet and Gray
 Conference: Hoosier
 Enrollment: 712
 Last Year's W-L Record: 7-3

Season Results (13-1)

8/21	Tri-West Hendricks	W	43-23
8/28	McCutcheon	W	34-33
9/4	Western	W	62-7
9/11	Delphi	W	59-6
9/18	Hamilton Heights	W	38-7
9/25	Benton Central	W	53-7
10/2	Rensselaer Central	W	55-0
10/9	Twin Lakes	W	56-6
10/16	Lafayette Central Catholic	L	20-38

Sectional

10/23	Western Boone	W	41-23
10/30	Hamilton Heights	W	34-21
11/6	North Montgomery	W	35-28

Regional

11/13	Bellmont	W	28-21
-------	----------	---	-------

Semi-State

11/20	Mishawaka Marian	W	14-10
-------	------------------	---	-------

DEPTH CHART Please list your two-deeps at each position.**Offense**

Pos.	No.	Name
QB	1	Mikey Kidwell
RB	28	Travis Rolle
WR	10	Luke Touloukian
WR	16	Matt Marley
WR	26	Jonah Williams
WR	33	Jack Folkers
T	53	Dylan Trent
G	64	Jeffrey Kim
C	72	Alex Alge
G	50	August Schott
T	62	Luke Ritchie

2nd Team

QB	10	Luke Touloukian
RB	40	Christian Burns
WR	87	Luke Staton
WR	27	Henry Terhune
WR	24	Sam Oates
WR	2	Nai Carlisle
T	73	Tommy Kirschbaum
G	76	Alex Delworth
C	50	August Schott
G	76	Alex Delworth
T	58	Gabe Parker

Defense

Pos.	No.	Name
DT	68	Chris Kidwell
NT	51	Adrian Sanchez
DT	71	Andrew Gary
ILB	49	Brendan Adams
ILB	45	Nate Merriott
OLB	14	Frank Bodi
OLB	26	Jonah Williams
CB	33	Jack Folkers
CB	9	Logan Robinson
S	2	Nai Carlisle
S	24	Sam Oates

2nd Team

DT	54	Joey Kidwell
NT	88	George Karlaftis
DT	76	Alex Delworth
ILB	40	Christian Burns
ILB	58	Gabe Parker
OLB	87	Luke Staton
OLB	24	Sam Oates
CB	16	Matt Marley
CB	10	Luke Touloukian
S	27	Henry Terhune
S	18	Sage Hood

Specialists

Pos.	No.	Name
Punter	1	Mikey Kidwell
	43	Caleb Whitney
Placekicker	83	Cole Stapelton
	82	Coby Custer
Kickoffs	88	George Karlaftis
	68	Chris Kidwell
Long Snapper	72	Alex Alge
	50	August Schott
Holder	1	Mikey Kidwell
	16	Matt Marley
Punt Returns	2	Nai Carlisle
	27	Henry Terhune
Kickoff Returns	2	Nai Carlisle
	16	Matt Marley

HEAD COACH PROFILE

Name: Shane Fry

Age: 36

Spouse's Name: Chauncey Fry

Years Married: 1

Children's Names, Ages: N/A

Current Occupation, Employer: Teacher – West Lafayette School Corp.

No. of Yrs.: 13

If a teacher, what subjects and grades do you teach: Health and Physical Education, 7-12 Grades

Education

High School Attended, Year Graduated: Lakeland High School, 1997

College Attended, Year Graduated: Purdue, 2002

Degree(s) / Major: Physical Education

Athletic Participation

Sport	High School Years (ie: 1972, 73)	College Years (ie: 1976, 77)
Football	1994, 1995, 1996,	
Basketball	1997	
	1994, 1995, 1996,	
	1997	
Baseball	1994, 1995, 1996,	
	1997	

As a high school or college player, have you ever competed in a State or National Championship Event in any sport? If yes, please give details: No

Coaching Experience (Football Only)

Years as Varsity Head Coach at Current School (ie: 5 years): 3 years

Actual Years as Varsity Head Coach at Current School (ie: 1996-2000): 2013-2015

Record as Varsity Head Coach at Current School: 32-6

Overall Varsity Head Coaching Record: 32-6

Do you coach any other sports at your school? No

Please list below where you've coached during your career starting with your current position:

School	Head / Asst.	No. of Years (ie: 5)	Actual Years (ie: 1992-present)
West Lafayette HS	Head	3	2013-2015
West Lafayette HS	Asst	7	2006-2012

Tournament Championships (As the Varsity Head Coach, list years your team won):

Sectional: 2013, 2015

Regional: 2013, 2015

Semi-State: 2015

State Championship:

Something Interesting About You Personally Or Professionally That People Might Not Know:

Coach Fry was the 2014 Lafayette Men's City Golf Tournament Champion shooting a two round total of -2 under par.



Indpls. Bishop Chatard Trojans

Class 3A



Lt.	Dk.	Name	Gr.	Ht.	Wt.	Position(s)
1	1	Nico Sowinski	10	5-7	140	WR/DB
2	2	Charlie Gleaves	11	6-0	192	TE/LB
3	3	Bobby Manchir	10	5-7	150	WR/DB
4	4	Cody Albin	10	6-4	180	QB
5	5	Billy Dury	11	6-0	170	QB/LB
6	6	Patrick Sowinski	12	5-10	175	WR/DB
7	7	Tristan Hofmeister	11	6-1	175	WR/DB
8	8	Nick Grote	12	6-1	180	WR/DB
9	9	Lewis Dilts	12	6-1	175	QB/DB
10	10	Tommy Grote	12	6-1	180	RB/DB
11	11	Pete Saunders	12	5-11	175	WR/DB
12	12	Tanner Smith	10	5-6	140	RB/DB
13	13	Graham Jaeger	11	5-10	155	WR/DB
14	14	Charlie DeSchryver	12	5-11	175	RB/LB
15	15	David Hannon	10	5-11	155	QB/DB
16	16	Collin Aycock	11	5-11	160	FB/LB
17	17	Douglas Hirschfeld	12	5-11	180	WR/DB
18	18	Matthew Annee	11	6-3	205	TE/LB
19	19	Jarrod Stiver	11	5-11	180	RB/DB
20	20	Peter Treesh	12	6-1	200	WR/LB
21	21	Thomas Sherby	11	5-7	167	RB/DB
22	22	Jarron Pedtke	11	5-9	189	FB/LB
23	23	Gabe Coleman	11	5-1	184	RB/DB
24	24	John Chavis	12	5-9	175	RB/DB
25	25	Matt Ernst	12	5-11	190	RB/LB
26	26	Matthew Adkins	12	6-2	201	RB/LB
27	27	Caleb Kobets	12	5-10	150	K
28	28	Brian Goldner	12	6-2	190	WR/DB
29	29	Brandon Sammy	11	6-0	186	WR/DB
30	30	Max McGinnis	11	6-4	170	WR/DB
31	31	Cortlind Mallory	10	5-11	176	FB/LB
32	32	Charlie Sexauer	12	6-2	215	RB/DL
33	33	Justin Lindsay	12	6-0	190	RB/OLB
34	34	Max Babcock	12	6-0	190	TE/LB
35	35	Drew Schrage	10	6-0	180	RB/LB
36	36	Chris Wilson	12	5-6	145	RB/LB
37	37	Joseph Schaffer	10	6-0	180	WR/LB
38	38	John Bellovary	10	5-6	140	RB/DB
39	39	Robert Sammy	12	6-3	185	WR/DB
40	40	Carson Fischer	11	6-2	150	TE/LB

Lt.	Dk.	Name	Gr.	Ht.	Wt.	Position(s)
41	41	Nik Sullivan	10	5-11	175	RB/LB
42	42	Liam O'Brien	10	5-7	150	RB/LB
43	43	Tyler Thompson	10	5-11	160	RB/DB
44	44	Nolan Brown	10	5-11	176	FB/LB
45	45	Joey Annee	10	6-1	180	TE/LB
46	46	Michael Zoeller	10	5-8	140	FB/LB
47	47	Jack Eckstein	10	5-11	155	WR/DB
48	48	Patrick Babcock	10	5-11	185	RB/LB
50	50	Luke Busald	12	5-11	209	OL/DL
51	51	Danny Godlevske	12	6-3	270	C/DL
52	52	Patrick Guymon	10	6-4	200	TE/LB
53	53	Colton Keasey-Kissinger	10	5-11	215	OL/DL
54	54	Jimmy Boso	10	6-0	212	OL/DL
55	55	Connor Brown	11	5-11	230	OL/DL
56	56	Tucker Lewis	12	6-3	225	OL/DL
58	58	KaJuan Futrell	10	5-6	275	OL/DL
60	60	David Marsh	11	6-4	240	OL/DL
61	61	Ben Solomon	11	6-2	264	OL/DL
62	62	David Schroeder	12	6-2	275	OL/DL
63	63	Jack Bain	11	6-3	256	OL/DL
64	64	Collin Noll	12	6-2	300	OL/DL
65	65	Alex Woods	11	6-2	215	OL/DL
66	66	Jared Penry	12	6-6	240	OL/DL
67	67	Andrew Penry	10	6-1	185	OL/LB
68	68	Nate Bartone	10	6-0	175	OL/DL
70	70	Kameron Hart	11	5-11	220	OL/DL
73	73	Nigel Powe	11	6-3	315	OL/DL
74	74	Mark Webster	12	6-2	295	OL/DL
75	75	Michael Foley	10	6-3	225	OL/DL
77	77	Will Kellison	10	6-4	215	TE/LB
79	79	St John Jefferson	11	6-3	295	OL/DL
81	81	Jacob Messer	10	6-1	178	TE/LB
83	83	Kevin McNelis	10	6-2	180	TE/LB
84	84	Nicholas Najjar	10	6-0	160	WR/DB
85	85	Kevin-Miguel O'Hara	12	6-2	190	TE/LB
86	86	Will Fehribach	12	6-0	206	FB/LB
87	87	Grant Quackenbush	11	5-9	150	WR/CB
88	88	Jack Gleaves	12	6-4	234	TE/LB
89	89	Gabriel O'Hara	10	5-11	167	RB/DB
91	91	Jacob Mack	12	6-2	190	TE/LB


Indpls. Bishop Chatard Trojans

Class 3A



Team Statistics

	Bishop Chatard	Opponents
Total Points / Points Per Game	329 / 25.3	207 / 15.9
First Downs / Per Game	184 / 14.2	190 / 14.6
Rushing Yards / Per Game	3,091 / 237.8	1,860 / 143.1
Passing Yards / Per Game	920 / 70.8	1,811 / 139.3
Total Yards / Per Game	4,011 / 308.5	3,671 / 282.4
Fumbles Recovered By	16	11
Intercepted By	13	7
Total Punts / Average	1,438 / 35.1	1,306 / 29.7
Penalties / Yards	104 / 920	84 / 782



Individual Statistics

Scoring	G	TD	1-Pt.	2-Pt.	FG	TP	PPG
23 Gabe Coleman	13	15	0	0	0	90	6.9
19 Jarrod Stiver	13	11	0	0	0	66	5.1
27 Caleb Kobets	11	0	28	0	5	43	3.9
30 Max McGinnis	13	4	0	0	0	24	1.8
9 Lewis Dilts	10	3	0	0	0	18	1.8

Rushing	G	Att.	Yds.	TD	YPG	YPC	Long
23 Gabe Coleman	13	312	1769	15	136.1	5.7	58
19 Jarrod Stiver	13	105	757	11	58.2	7.2	52
24 John Chavis	7	58	368	3	55.1	6.3	48
32 Charlie Sexauer	13	20	134	0	10.3	6.7	32

Passing	G	Comp.	Att.	Int.	TD	Yds.	YPG
9 Lewis Dilts	10	40	101	4	6	576	57.6
5 Billy Dury	5	26	56	3	1	344	68.8

Receiving	G	Rec.	Yds.	TD	YPG	YPC	Long
30 Max McGinnis	13	24	409	4	31.5	17.0	70
13 Graham Jaeger	13	12	190	0	14.6	15.8	30
88 Jack Gleaves	13	11	141	2	10.8	12.8	23
91 Jacob Mack	13	3	37	0	2.8	12.3	16
26 Matt Adkins	13	3	26	1	2.0	8.7	15

Defense	G	Tackles	For Loss	Sacks	INT	FF	FR
20 Peter Treesh	13	74	2	0	1	4	2
22 Jarron Pedtke	13	70	3	3	1	1	1
10 Tommy Grote	13	68	0	0	3	1	1
11 Pete Saunders	13	56	13	3	0	0	1
8 Nick Grote	13	52	0	0	1	0	1
6 Patrick Sowinski	13	49	2	0	4	1	0

State Finals History

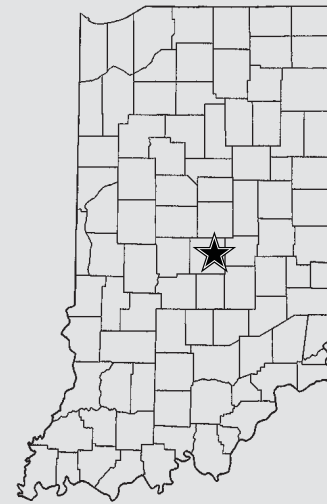
State Champion: **(12)** 1983 (2A), 1984 (2A), 1997 (3A), 1998 (3A), 2001 (3A), 2002 (3A), 2003 (3A), 2006 (3A), 2007 (3A), 2010 (3A), 2011 (3A), 2012 (3A)

Runner-Up: **(1)** 2005 (3A)

Appearances: **(14)** 1983 (2A), 1984 (2A), 1997 (3A), 1998 (3A), 2001 (3A), 2002 (3A), 2003 (3A), 2005 (3A), 2006 (3A), 2007 (3A), 2010 (3A), 2011 (3A), 2012 (3A), 2015 (3A)



Vince Lorenzano
Head Coach
151-33 (13th year)
211-102 (25th overall)



Team Facts

School: Bishop Chatard High School

City/Town: Indianapolis, Indiana

County: Marion

President: Bill Sahn

Principal: Deacon Rick Wagner

Athletic Director: Mike Ford

Asst. Athletic Director: Mike Harmon

Head Coach: Vince Lorenzano

Assistant Coaches: Eric Anderson, Clifford

Brooks, Jr., Rob Doyle, Sr., Scott Fischer,

Joe Gaines, Jesse Hotka, Matt Jennings,

Travis Lucas, Jimmy Pappas, Andrew

Schmutte, Kevin Shine, Nate Vannice, David

Whittemore, Graham Wilkerson

Student Managers: Evan Behringer, Josef

Eisgruber

Offensive Formation: Pro I

Defensive Formation: 4-4

Colors: Royal Blue & White

Conference: Independent

Enrollment: 690

Last Year's W-L Record: 8-3

Season Results (11-3)

8/21 Brebeuf Jesuit	W	27-17
8/28 Lawrence Central	W	17-10
9/5 Roncalli	W	31-8
9/11 Indpls. Cathedral	L	14-42
9/18 Indpls. Cardinal Ritter	W	48-19
9/25 Noblesville	W	18-16
10/2 Cinn. Winton Woods (OH)	L	23-27
10/9 Guerin Catholic	L	13-17
10/16 Indpls. Shortridge (Forfeit)	W	2-0

Sectional

10/23 Brebeuf Jesuit	W	20-14
10/30 Guerin Catholic	W	14-7
11/6 Tri-West Hendricks	W	42-10

Regional

11/13 Batesville	W	33-0
------------------	---	------

Semi-State

11/21 Gibson Southern	W	29-20
-----------------------	---	-------

DEPTH CHART Please list your two-deeps at each position.**Offense**

Pos.	No.	Name
TE	88	Jack Gleaves
	91	Jacob Mack
T	66	Jared Penry
	60	David Marsh
G	61	Ben Solomon
	56	Tucker Lewis
C	65	Alex Woods
	54	Jimmie Boso
G	51	Danny Godlevske
	74	Mark Webster
T	62	David Schroeder
	64	Collin Noll
Z	30	Max McGinnis
	6	Patrick Sowinski
QB	9	Lewis Dilts
	5	Billy Dury
FB	26	Matthew Adkins
	86	Will Fehribach
TB	23	Gabe Coleman
	19	Jarro Stiver
WR	13	Graham Jaeger
	28	Brian Goldner

Specialists

Pos.	No.	Name
Punter	8	Nick Grote
	27	Caleb Kobets
Placekicker	27	Caleb Kobets
	15	David Hannon
Kickoffs	15	David Hannon
	27	Caleb Kobets
Long Snapper	88	Jack Gleaves
	60	David Marsh
Holder	9	Lewis Dilts
	5	Billy Dury
Punt Returns	6	Patrick Sowinski
	20	Peter Treesh
Kickoff Returns	6	Patrick Sowinski
	19	Jarro Stiver

Defense

Pos.	No.	Name
E	18	Matthew Annee
	62	David Schroeder
G	60	David Marsh
	90/77	Will Kellison
G	51	Danny Godlevske
	70	Kameron Hart
E	32	Charlie Sexauer
	86	Will Fehribach
OLB	11	Pete Saunders
	33	Justin Lindsay
ILB	22	Jarron Pedtke
	26	Matthew Adkins
ILB	2	Charlie Gleaves
	91	Jacob Mack
SS	10	Tommy Grote
	19	Jarro Stiver
CB	8	Nick Grote
	24	John Chavis
CB	6	Patrick Sowinski
	13	Graham Jaeger
FS	20	Peter Treesh
	7	Tristan Hofmeister

HEAD COACH PROFILE

Name: Vince Lorenzano

Age: 56

Spouse's Name: Jan

Years Married: 28

Children's Names, Ages: Dominic (25), Natalie (23)

Current Occupation, Employer: Director of Safety & Wellness & Football Head Coach at BCHS

No. of Yrs.: 15 years at BCHS & 32 years overall in teaching

If a teacher, what subjects and grades do you teach: Formerly taught Business [computer, entrepreneurship, economics]

Education

High School Attended, Year Graduated: Cathedral, 1977

College Attended, Year Graduated: Hanover College, 1981

Degree(s) / Major: B.A., Education(Hanover);
Masters, Education and PLP Administration(Indiana Wesleyan)

Athletic Participation

Sport	High School Years (ie: 1972, 73)	College Years (ie: 1976, 77)
Football	1973, 74, 75, 76	1977, 78, 79, 80

As a high school or college player, have you ever competed in a State or National Championship Event in any sport? If yes, please give details:

Yes, 1976 Football State Championship. We finished runner-up.

Coaching Experience (Football Only)

Years as Varsity Head Coach at Current School (ie: 5 years):	13 years
Actual Years as Varsity Head Coach at Current School (ie: 1996-2000):	2003-present
Record as Varsity Head Coach at Current School:	151-33
Overall Varsity Head Coaching Record:	211-102
Do you coach any other sports at your school?	no

Please list below where you've coached during your career starting with your current position:

School	Head / Asst.	No. of Years (ie: 5)	Actual Years (ie: 1992-present)
Bishop Chatard	Head Coach	13	2003-present
Bishop Chatard	Assistant Coach	2	2001-02
Mississinewa	Head Coach	7	1994-2000
Cardinal Ritter	Head Coach	5	1989-1994
Cathedral	Assistant Coach	4	1984-1989
Seccina Memorial	Assistant Coach	1	1983-1984

Tournament Championships (As the Varsity Head Coach, list years your team won):

Sectional:	2003, 2004, 2005, 2006, 2007, 2008, 2009, 2010, 2011, 2012, 2013, 2015
Regional:	2003, 2004, 2005, 2006, 2007, 2008, 2009, 2010, 2011, 2012, 2015
Semi-State:	2003, 2005, 2006, 2007, 2010, 2011, 2012, 2015
State Championship:	2003, 2006, 2007, 2010, 2011, 2012

Something Interesting About You Personally Or Professionally That People Might Not Know:

- Played in the 1976 IHSAA 3A Football State Championship on Cathedral's Runner-Up squad
- Was an assistant coach on Cathedral's 1986 3A Football State Championship squad
- Was head coach for Cardinal Ritter's 1991 & 1992 1A Football State Runners-up squads
- Was an assistant head coach for Bishop Chatard's 2001 & 2002 3A Football State Championship squads



Fort Wayne Bishop Dwenger Saints

Class 4A



Lt.	Dk.	Name	Gr.	Ht.	Wt.	Position(s)
10	10	Nick Houk	11	5-11	155	QB/FS
11	11	Michael Hauptert	10	5-9	158	QB/FS
12	12	Joe Steigmeyer	12	5-11	200	QB/LB
13	13	Amaun Clark	11	5-6	151	RB/CB
14	14	Logan Ryan	10	5-8	141	QB/LB
15	15	Blake Podschlne	11	6-1	195	QB/DE
16	16	Eddie Morris	10	6-0	167	QB/FS
17	17	Jacob Svarczkopf	10	5-8	141	QB/CB
18	18	Max Steele	12	5-9	143	WR/SS
19	19	Nick Brady	12	5-8	174	RB/LB
20	20	Jacob Tomlinson	12	5-10	175	PK/LB
21	21	Zachary Norton	12	5-11	175	RB/CB
22	22	Ed Dahm	11	5-11	160	WR/CB
23	23	Jordan Hudson	10	5-8	200	RB/LB
24	24	Nick Fiacable	12	6-0	181	WR/SS
25	25	David Obergfell	12	5-10	141	WR/FS
26	26	Ian Stroud	12	5-9	188	RB/LB
27	27	Will Salzer	12	6-2	166	WR/DE
29	29	Keenan Buenconsejo	12	5-7	182	K/RB
30	30	Louis Garrett	12	6-0	150	RB/LB
31	31	Will Kolar	10	6-0	222	RB/LB
32	32	Mike Hake	11	5-11	170	RB/SS
33	33	Mitch Effinger	11	5-7	173	RB/CB
35	35	Bradley Black	10	5-11	148	RB/CB
36	36	Jack Harris	12	5-11	180	RB/LB
37	37	Riley Miller	11	5-10	171	WR/LB
38	38	Isaac Cornewell	11	5-7	164	RB/LB
39	39	Isaac Blume	10	5-11	180	RB/LB
40	40	Colin Burns	12	5-11	187	TE/DE
41	41	Camry Greer	10	5-9	151	WR/DB
42	42	Peter Winkeljohn	11	5-10	209	RB/LB
44	44	Tim Fean	12	5-11	176	LS/DB
45	45	Noah Freimuth	12	6-3	205	TE/DE
46	46	Alex Grote mate	12	6-1	197	TE/DE
47	47	Tom Steele	10	5-9	142	WR/SS
48	48	Austin Burns	12	6-0	153	WR/FS
49	49	Bart Tippmann	11	5-9	177	RB/LB
50	50	Jared Gernhardt	12	5-8	190	OL/LB
51	51	Jacob Fabini	10	5-11	165	RB/LB
52	52	Nick Maguire	12	5-11	178	OL/LB
53	53	Marcos Olivias	11	5-7	233	OL/DL
54	54	Drew Pflueger	10	5-8	183	OL/DL
55	55	Jake Lyons	10	6-0	180	OL/DL

Lt.	Dk.	Name	Gr.	Ht.	Wt.	Position(s)
56	56	Blaise Park	12	6-4	348	OL/DL
57	57	Stephen Nix	11	5-10	181	OL/DE
58	58	Hunter Haney	11	5-11	218	OL/DE
59	59	Frank Yanko	11	5-10	220	OL/LB
60	60	A.J. Brady	10	6-2	160	TE/DE
61	61	Martin Vargas	10	5-7	203	OL/DL
62	62	Max Coffee	10	5-10	180	OL/LB
63	63	Landon Campbell	12	5-11	270	OL/DL
64	64	Colin Stroud	10	5-10	165	P/K
65	65	John Henry Reith	10	6-3	197	TE/DE
66	66	Mitchell Campbell	10	6-1	263	OL/DL
67	67	Liam Holly	10	6-4	165	TE/DE
68	68	Nolan Sipe	12	5-9	241	OL/DL
69	69	Sean McAbee	12	6-0	238	OL/DL
70	70	Isiah Green	10	6-0	195	OL/DL
72	72	Sam Strack	10	6-1	258	OL/DL
73	73	Landon Myers	12	6-2	277	OL/DL
74	74	Jeremy Herber	12	6-3	318	OL/DL
75	75	Drew Deiser	10	6-2	235	OL/DL
76	76	Ryan Locke	10	5-10	211	OL/DL
77	77	Bill Magda	11	5-7	220	OL/DL
78	78	Sam Henry	11	6-4	300	OL/DL
79	79	Curran Adamson	11	6-3	210	OL/DL
81	81	Nate Pelkington	12	5-10	180	RB/LB
82	82	Alec Watercutter	10	5-10	165	WR/FS
83	83	Chip Clark	10	5-9	160	RB/LB
84	84	Matt Litchfield	12	6-2	180	TE/DE
85	85	Sam Roof	10	5-6	144	RB/SS
86	86	Ryan Berghoff	12	6-4	179	TE/DE
87	87	Thomas Sordelet	11	5-11	186	TE/DE
88	88	Jared Rice	12	6-4	188	TE/DE
89	89	John Federspiel	12	6-1	171	WR/FS
90	90	Luther Hall	11	6-3	195	TE/DE
91	91	Collin Quinn	10	6-2	182	TE/LB
92	92	Max Joley	11	5-10	165	TE/DE
93	93	Nick Ciocca	10	5-11	156	TE/DE
94	94	Jalen Royal	10	5-8	125	WR/DB
95	95	Reyer Howe	11	6-3	183	TE/DE
96	96	Brad Guise	10	6-1	150	WR/DB
97	97	Joe Knepper	12	5-10	175	P/K
98	98	Alex Current	12	6-6	190	WR/FS
99	99	Lucas Lehman	10	6-5	175	TE/DE

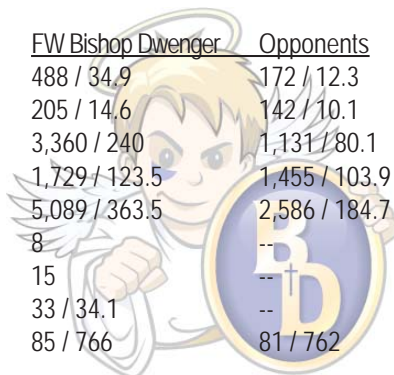
Fort Wayne Bishop Dwenger Saints

Class 4A



Team Statistics

	FW Bishop Dwenger	Opponents
Total Points / Points Per Game	488 / 34.9	172 / 12.3
First Downs / Per Game	205 / 14.6	142 / 10.1
Rushing Yards / Per Game	3,360 / 240	1,131 / 80.1
Passing Yards / Per Game	1,729 / 123.5	1,455 / 103.9
Total Yards / Per Game	5,089 / 363.5	2,586 / 184.7
Fumbles Recovered By	8	--
Intercepted By	15	--
Total Punts / Average	33 / 34.1	--
Penalties / Yards	85 / 766	81 / 762



Individual Statistics

Scoring	G	TD	1-Pt.	2-Pt.	FG	TP	PPG
13 Amaun Clark	14	23	0	2	0	152	10.9
15 Blake Podschlne	14	9	1	0	0	56	4.0
42 Peter Winkeljon	14	8	0	1	0	50	3.6
21 Zach Norton	14	8	0	0	0	48	3.4
36 Jack Harris	14	4	0	0	0	24	1.7

Rushing	G	Att.	Yds.	TD	YPG	YPC	Long
13 Amaun Clark	14	233	1719	23	122.8	7.4	--
15 Blake Podschlne	14	131	581	9	41.5	2.9	--
32 Mike Hake	14	39	169	3	12.1	4.3	--
42 Peter Winkeljon	14	39	125	8	8.9	3.2	--
36 Jack Harris	14	20	135	4	13.5	6.8	--

Passing	G	Comp.	Att.	Int.	TD	Yds.	YPC
15 Blake Podschlne	14	107	206	5	14	1624	116
12 Joe Steigmeyer	14	6	9	0	0	62	4.4
11 Michael Hauptert	14	3	3	0	0	33	5.5

Receiving	G	Rec.	Yds.	TD	YPG	YPC	Long
21 Zach Norton	14	27	546	6	45.5	20.2	--
89 John Federspiel	14	28	414	3	34.5	14.8	--
86 Ryan Berghoff	14	23	313	0	26.1	13.6	--
24 Nick Fiacable	14	21	287	3	26.1	13.7	--
13 Amaun Clark	14	9	94	1	6.7	10.4	--

Defense	G	Tackles	For Loss	Sacks	INT	FF	FR
42 Peter Winkeljon	14	91	--	1	0	--	0
59 Frank Yanko	14	81	--	11	0	--	1
40 Colin Burns	14	78	--	11	1	--	3
68 Nolan Sipe	14	77	--	5	0	--	0
48 Austin Burns	14	66	--	0	6	--	2
12 Joe Steigmeyer	14	59	--	0	0	--	2

State Finals History

State Champion: **(3)** 1983 (3A), 1990 (3A), 1991 (3A)
 Runner-Up: **(6)** 1978 (3A), 1996 (3A), 2002 (4A)
 2008 (4A), 2010 (4A), 2013 (4A)
 Appearances: **(10)** 1978 (3A), 1983 (3A), 1990 (3A)
 1991 (3A), 1996 (3A), 2002 (4A)
 2008 (4A), 2010 (4A), 2013 (4A)
 2015 (4A)



Ernie Bojrab
Head Coach

12-1 (1st year)
27-28 (5th year overall)



Team Facts

City/Town: Fort Wayne
 County: Allen
 Superintendent: Marsha Jordan
 Principal: Jason Schiffl
 Athletic Director: John Bennett
 Head Coach: Ernie Bojrab
 Assistant Coaches: Chris Svarczkopf, Dave Watercutter, Cory Kitchen, John Eppard, Jim Sullivan, Shib Neddeff, John Porter, Tom Downham, Steve Brown, Jason Fabini, Fred Tone, Jason Garrett, Mick Mentzer, Tim Tippmann, John Tone, John Bennett, Matt Tippmann, Joe Colone, Dave Bierbaum, Casey Kolkman
 Student Managers: Danny Reith, Jared Turner, Franco Rodriguez
 Offensive Formation: Shot Gun Triple Option
 Defensive Formation: 4-3
 Colors: Old Gold, Navy, and White
 Conference: Summit Athletic
 Enrollment: 1069
 Last Year's W-L Record: 4-6

Season Results (13-1)

8/21 at FW Bishop Luers L 15-28
 8/28 FW Concordia Lutheran W 38-25
 9/4 at Homestead W 35-14
 9/11 at FW Northside W 29-13
 9/18 FW Northrop W 49-14
 9/25 at FW Southside W 57-6
 10/2 Carroll (FW) W 44-14
 10/9 at FW Snider W 20-17
 10/16 FW Wayne W 49-0

Sectional

10/23 at FW Wayne W 42-6
 10/30 at New Haven W 37-6
 11/6 Leo W 24-22

Regional

11/13 at Plymouth W 8-0

Semi-State

11/20 SB St. Joseph W 41-7

DEPTH CHART Please list your two-deeps at each position.

Offense

Pos.	No.	Name
QB	15	Blake Podschlne
QB	12	Joe Steigmeyer
WB	21	Zachary Norton
WB	24	Nick Fiacable
SE	89	John Federspiel
SE	25	David Obergfell
TB	13	Amaun Clark
TB	32	Mike Hake
FB	42	Peter Winkeljohn
FB	36	Jack Harris
TE	86	Ryan Berghoff
TE	40	Colin Burns
LT	63	Landon Campbell
LT	77	Bill Magda
LG	73	Landon Myers
LG	78	Sam Henry
C	52	Nick Maguire
C	59	Frank Yanko
RG	74	Jeremy Herber
RG	53	Marco Olivas
RT	69	Sean McAbee
RT	68	Nolan Sipe

Specialists

Pos.	No.	Name
Punter	97	Joe Knepper
Punter	95	Reyer Howe
PK	20	Jacob Tomlinson
PK	12	Joe Steigmeyer
K	12	Joe Steigmeyer
K	20	Jacob Tomlinson
LS	44	Tim Fean
Holder	15	Blake Podschlne
Punt Returns	21	Zach Norton
	13	Amaun Clark
Kickoff Returns	21	Zachary Norton
	13	Amaun Clark

Defense

Pos.	No.	Name
DE	46	Alex Grotemat
DE	90	Luther Hall
DE	40	Colin Burns
DE	84	Matt Litchfield
SLB	32	Mike Hake
SLB	39	Isaac Blume
MLB	42	Peter Winkeljohn
MLB	50	Jared Gernhardt
WLB	12	Joe Steigmeyer
WLB	30	Louis Garrett
DL	68	Nolan Sipe
DL	63	Landon Campbell
DL	59	Frankie Yanko
DL	73	Landon Myers
FS	48	Austin Burns
FS	82	Alec Watercutter
SS	33	Mitch Effinger
SS	47	Tommy Steele
C	13	Amaun Clark
C	41	Camry Greer
C	21	Zachary Norton
C	25	David Obergfell

HEAD COACH PROFILE

Name: Ernie Bojrab

Age: 59

Spouse's Name: Pam

Years Married: 22

Children's Names, Ages: Nicholas, 19
Abigail, 16

Current Occupation, Employer: Retired

No. of Yrs.:

If a teacher, what subjects and grades do you teach:

Education

High School Attended, Year Graduated: Northrop

College Attended, Year Graduated: Ball State, 1979

Degree(s) / Major: B.S. Physical Education

M.S. Education

Athletic Participation

Sport	High School Years (ie: 1972, 73)	College Years (ie: 1976, 77)
Football	1972, 1973	

As a high school or college player, have you ever competed in a State or National Championship Event in any sport?

If yes, please give details:

No.

Coaching Experience (Football Only)

Years as Varsity Head Coach at Current School (ie: 5 years): 1 Year

Actual Years as Varsity Head Coach at Current School (ie: 1996-2000): 2015

Record as Varsity Head Coach at Current School: 12-1

Overall Varsity Head Coaching Record: 26-28

Do you coach any other sports at your school? No

Please list below where you've coached during your career starting with your current position:

School	Head / Asst.	No. of Years (ie: 5)	Actual Years (ie: 1992-present)
Northrop	Assistant	15	1979-1993
Northrop	Head	4	2004-2007

Tournament Championships (As the Varsity Head Coach, list years your team won):

Sectional: 2015

Regional: 2015

Semi-State: 2015

State Championship:


Something Interesting About You Personally Or Professionally That People Might Not Know:

I carry my euchre partner, Russ Isaacs, every time we play.



East Central Trojans

Class 4A



Lt.	Dk.	Name	Gr.	Ht.	Wt.	Position(s)
1	1	Luke Kelly	9	5-6	115	WR/DB
2	2	Sidney Fox	11	6-1	200	RB/LB
3	3	William Wheat	9	5-7	140	QB/DB
4	4	Eli Kramer	10	5-7	130	QB/DB
5	5	Nolan Moser	12	6-2	180	WR/DB
6	6	Kaleb Krummen	11	5-7	158	RB/DB
7	7	Joseph Brush	12	6-3	175	K
7	7	Jared Tiemann	9	5-6	112	K
8	8	Thomas Wells	11	5-10	135	QB/DB
9	9	Lucas Patton	12	6-1	187	QB/DB
10	10	Andrew Williamson	12	6-1	185	WR/DB
11	11	Logan Seiwert	12	6-2	200	WR/LB
12	12	Alexander Maxwell	9	5-11	165	QB/LB
13	13	Alex Doll	12	6-0	175	RB/LB
14	14	Eric Rosemeyer	9	6-2	165	RB/LB
15	15	Jason Hauser	11	5-10	155	WR/DB
16	16	Dillon Watkins	11	6-0	150	RB/DB
17	17	Evan Greive	9	6-0	125	WR/LB
18	18	Justin Drees	11	6-2	190	WR/DB
19	19	Clayton Castle	11	5-10	160	WR/DB
20	20	Douglas Rosemeyer	12	6-3	180	RB/DB
21	21	Matthew Lewis	10	5-4	140	WR/DB
22	22	Jacob Seiwert	10	5-11	140	WR/DB
23	23	Logan Moser	10	5-11	150	RB/LB
24	24	Ethan Ayers-Edds	11	5-10	165	WR/DB
25	25	Brandon Thompson	11	5-7	137	RB/DB
26	26	Gunnar Seig	9	6-0	145	WR/DB
27	27	Nicholas Tillman	11	5-10	155	RB/DB
28	28	Dylan Loudon	11	5-5	140	WR/DB
29	29	Adam Negangard	9	5-5	120	RB/DB
31	31	Devin Lintz	9	5-8	155	RB/DB
32	32	Zachary Theobald	11	6-1	165	WR/DB
33	33	Chandler Witte	10	5-6	131	WR/DB
34	34	Zachariah Ponder	11	5-10	187	RB/LB
35	35	Trisden Irvine	10	5-7	140	RB/LB
36	36	Nathan Lloyd	10	5-9	130	WR/DB
37	37	Bretton Fox	9	5-11	160	FB/LB
38	38	Samuel Irvine	9	5-9	130	RB/LB
39	39	Jayden Williamson	10	5-10	175	FB/LB
40	40	Nathan Corn	12	5-6	147	WR/DB
41	41	Dario Guintini	12	5-10	200	FB/DL
42	42	Landon Foster	10	5-8	145	TE/LB
43	43	Hunter Armstrong	12	6-2	200	FB/LB
44	44	Logan Storie	10	5-10	160	RB/LB
45	45	Dustin Ward	12	6-0	180	RB/LB
47	47	Tanner Yocum	10	5-8	160	FB/LB
48	48	Nathan Carle	10	5-4	135	RB/DB
49	49	Cole Russell	10	5-11	160	RB/LB
50	50	Keegan Gindling	10	5-10	175	OL/DL
51	51	John Schwenk	12	5-11	268	OL/DL
51	51	Paul Barrett	9	5-8	205	OL/DL

Lt.	Dk.	Name	Gr.	Ht.	Wt.	Position(s)
52	52	John Eckstein	9	5-11	225	OL/DL
53	53	Gabriel Eckstein	10	5-10	234	OL/DL
54	54	Michael Medlock	9	5-6	170	OL/DL
55	55	Justin Schweinefuss	11	6-1	180	OL/DL
56	56	Chase Sutherland	11	5-10	240	OL/DL
57	57	Brian Brinkman	9	5-9	180	OL/DL
58	58	Tanis Davis	12	6-0	280	OL/DL
59	59	Tyler Trammell	9	5-7	170	OL/DL
60	60	Zachary Sprague	11	5-9	205	OL/DL
61	61	Dylan Messmore	11	5-10	248	OL/DL
62	62	Aaron Houchin	12	5-11	215	OL/DL
63	63	James Tidwell	9	5-9	190	OL/DL
64	64	Tyler Ohmer	11	6-1	213	OL/DL
65	65	Jacob Steinmetz	12	6-1	240	OL/DL
66	66	Gaar Ertel	9	5-10	175	OL/DL
67	67	Dean Durham	12	6-0	200	OL/DL
68	68	Alex Williams	9	5-7	205	OL/DL
69	69	Roger McConnell	11	6-1	250	OL/DL
71	71	Trevor Owens	11	5-8	200	OL/DL
72	72	Devon Williams	10	6-0	221	OL/DL
73	73	Trevor Snipes	10	5-10	185	OL/DL
74	74	Zachary Henson	9	5-8	170	OL/DL
75	75	Hunter Getz	10	6-0	241	OL/DL
76	76	Bradley Admire	12	6-5	246	OL/DL
77	77	Cole Rosfeld	9	6-2	236	OL/DL
78	78	Dylan Bowman	9	5-9	210	OL/DL
79	79	Austin Franz	12	6-1	280	OL/DL
79	79	Anthony Bartholomew	9	5-9	195	OL/DL
80	80	Christian Deck	12	6-1	200	TE/DL
81	81	Austin Riehle	10	5-6	118	WR/DB
82	82	Liam Jones	9	5-7	130	WR/LB
83	83	Ryan Freeman	9	5-4	105	WR/DB
84	84	Corey Hoog	9	5-6	120	WR/DB
85	85	Justin Brown	10	6-4	185	TE/LB
86	86	Jack Hutchins	9	5-10	130	TE/LB
87	87	Arbin Shakjiri	12	6-1	205	K/DL
88	88	Coby Willoughby	9	5-11	140	TE/LB
88	88	Connor Lynch	12	6-5	229	TE/DL
89	89	Jacob Proctor	10	5-6	125	WR/DB
90	90	Alan King	9	5-9	140	TE/LB
91	91	Steven Hiltz	10	6-2	176	TE/DL
92	92	Trenton Gehle	9	5-10	125	WR/DB
93	93	Cole DeZarn	10	6-2	208	OL/DL
94	94	Ryan Freese	12	6-1	205	TE/DL
95	95	Clinton Mirus	11	6-2	235	TE/DL
96	96	Elliot Johnson	10	6-2	200	TE/DL
97	97	Nicholas Stidham	11	5-9	135	K
98	98	Jared Viel	9	5-10	130	TE/LB
99	99	Anthony Chipps	9	5-9	135	WR/DB

East Central Trojans

Class 4A



Team Statistics

	East Central	Opponents
Total Points / Points Per Game	511 / 36.5	236 / 16.8
First Downs / Per Game	274 / 19.6	192 / 13.7
Rushing Yards / Per Game	3,987 / 285	1,432 / 102
Passing Yards / Per Game	1,431 / 102	1,994 / 142.4
Total Yards / Per Game	5,275 / 377	3,426 / 245
Fumbles/Lost	13 / 10	18 / 14
Intercepted By	16	6
Total Punts / Average	26 / 39	40 / 35
Penalties / Yards	97 / 734	68 / 641

Individual Statistics

Scoring	G	TD	1-Pt.	2-Pt.	FG	TP	PPG
9 Luke Patton	14	33	0	0	0	198	14.0
20 Doug Rosemeyer	14	14	0	0	0	84	6.0
97 Nick Stidam	14	0	55	0	7	76	5.4
5 Nolan Moser	14	7	0	0	0	42	3.2
44 Logan Storie	14	4	0	0	0	24	1.9

Rushing	G	Att.	Yds.	TD	YPG	YPC	Long
9 Luke Patton	14	256	1808	33	129	7.0	75
20 Doug Rosemeyer	14	203	1464	14	105	7.2	70
44 Logan Storie	7	30	215	4	29.3	6.8	39
12 Alex Maxwell	10	28	235	2	25.6	8.5	43

Passing	G	Comp.	Att.	Int.	TD	Yds.	YPG
9 Luke Patton	14	106	194	7	9	1404	100
12 Alex Maxwell	13	3	3	0	1	12	3

Receiving	G	Rec.	Yds.	TD	YPG	YPC	Long
5 Nolan Moser	14	47	780	6	56.0	16.6	58
88 Connor Lynch	14	12	113	0	8.0	9.4	18
18 Justin Drees	14	10	92	0	6.6	9.2	23
20 Doug Rosemeyer	14	9	150	0	10.7	16.7	47
19 Clayton Castle	14	9	98	2	7.0	10.9	17

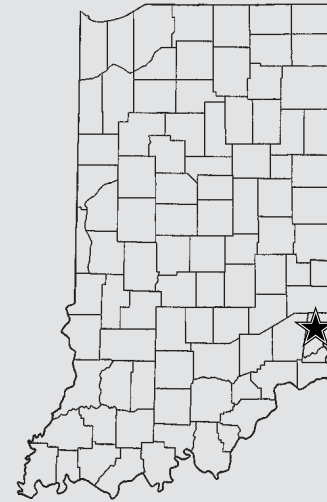
Defense	G	Tackles	For Loss	Sacks	INT	FF	FR
43 Hunter Armstrong	14	95	6.5	2	2	1	0
32 Zach Theobald	14	72	1.5	0	4	1	1
45 Dustin Ward	14	71	11.0	1	1	2	5
41 Dario Guintini	14	64	1.0	1	0	0	1
16 Dylan Watkins	14	54	1.5	0	4	0	3
10 Andrew Williamson	14	48	1.5	0	2	0	0

State Finals History

State Champion: **(1)** 1994 (4A)
 Runner-Up: **(1)** 1993 (4A)
 Appearances: **(3)** 1993 (4A), 1994 (4A), 2015 (4A)



Justin Roden
 Head Coach
 24-13 (3rd year)
 24-13 (3rd year overall)



Team Facts

School: East Central High School
 City/Town: St. Leon
 County: Dearborn County
 Superintendent: Dr. Andrew Jackson
 Principal: Mr. Robert Shipley
 Athletic Director: Mr. Don Stonefield
 Asst. Athletic Director: Mr. Scott Schwarz
 Head Coach: Mr. Justin Roden
 Assistant Coaches: Tim Behlmer, Jake Meiners, Rob Combs, Scott Hall, Robert Konkoly, Doug Hoog, Randy Maxwell, Tyler Rohrbacher, Pat Hutchins, Dave Fox, Dan Foster, Scott Greiwe, Jeremy Shepherd, Stewart Durhma, John Roth, Tyler Hall, Dennis Stonefield, Adam Gagnon
 Student Managers: Sara Miller, JT Roden, Jake Gagnon
 Offensive Formation: Multiple
 Defensive Formation: Odd Front
 Colors: Black & Red
 Conference: Eastern Indiana Athletic
 Enrollment: 1,297
 Last Year's W-L Record: 8-4

Season Results (12-2)

8/21	Campbell County (KY)	W	24-21
8/28	Cincinnati Harrison (OH)	W	24-23
9/4	Cincinnati LaSalle (OH)	L	20-43
9/11	Franklin County	W	21-13
9/18	Batesville	W	31-14
9/25	South Dearborn	W	79-0
10/2	Connersville	W	56-0
10/9	Greensburg	W	41-32
10/16	Roncalli	L	10-31

Sectional

10/23	South Dearborn	W	40-0
10/30	Shelbyville	W	36-25
11/6	Seymour	W	58-6

Regional

11/13	Evansville Harrison	W	42-28
-------	---------------------	---	-------

Semi-State

11/20	Roncalli	W	21-0
-------	----------	---	------

DEPTH CHART Please list your two-deeps at each position.

Offense

QB	9	Luke Patton
QB	12	Alex Maxwell
WR	5	Nolan Moser
WR	27	Nick Tillman
WR	18	Justin Drees
WR	19	Clayton Castle
HB	20	Doug Rosemeyer
HB	44	Logan Storie
FB	43	Hunter Armstrong
FB	13	Alex Doll
C	51	Jarrold Schwenk
C	73	Trevor Snipes
LG	64	Tyler Ohmer
LG	69	Roger McConnell
LT	61	Dylan Messmore
LT	76	Brad Admire
RG	56	Chase Sutherland
RG	70	Christian Deck
RT	75	Hunter Getz
RT	58	Tannis Davis

Specialists

Pos.	No.	Name
Punter	5	Logan Moser
Placekicker	97	Nick Stidham
Kickoffs	7	Joe Brush
Long Snapper	45	Dusty Ward
Holder	3	Isaiah Wheat
Returns	20	Doug Rosemeyer

Defense

N	41	Dario Guintini
N	62	Aaron Houchin
ST	95	Clint Mirus
ST	94	Ryan Freese
WT	65	Jacob Steimetz
WT	96	Elliot Johnson
SA	43	Hunter Armstrong
SA	47	Tanner Yocum
WI	2	Sid Fox
WI	39	Jayden Williamson
SD	11	Logan Seiwert
SD	34	Zachary Ponder
WH	49	Dusty Ward
WH	23	Logan Moser
FC	16	Dylan Watkins
FC	4	Eli Krammer
BC	32	Zach Theobald
BC	36	Nathan Lloyd
SS	6	Kaleb Krummen
SS	20	Doug Rosemeyer
FS	10	Andrew Williamson
FS	28	Dylan Louden

HEAD COACH PROFILE

Name: Justin J. Roden

Age: 39

Spouse's Name: Jen Roden

Years Married: 16

Children's Names, Ages: JT Roden 11 & Hailey Roden 14

Current Occupation, Employer: Teacher, East Central High School

No. of Yrs.: 15

If a teacher, what subjects and grades do you teach: U.S. History & Geography

Education

High School Attended, Year Graduated: Colerain

College Attended, Year Graduated: Mt. St. Joseph University 2000

Degree(s) / Major:

Athletic Participation

Sport	High School Years	College Years
Football	(Football 92-95)	(Football 96-2000)

As a high school or college player, have you ever competed in a State or National Championship Event in any sport? If yes, please give details: State Semi Finals as senior at Colerain HS in 1995

Coaching Experience (Football Only)

Years as Varsity Head Coach at Current School (ie: 5 years): (3 Years)

Actual Years as Varsity Head Coach at Current School (ie: 1996-2000): (3 Years)

Record as Varsity Head Coach at Current School: (24-13)

Overall Varsity Head Coaching Record: (24-13)

Do you coach any other sports at your school? No

Please list below where you've coached during your career starting with your current position:

School	Head / Asst.	No. of Years (ie: 5)	Actual Years (ie: 1992-present)
		5	Colerain HS -2000 to 2004
		1	Mt. Healthy HS 2005
		3	Oak Hills HS 2006-2009
		2	Mt St Joe University 2009-10
			East Central HS 2011 to

Tournament Championships (As the Varsity Head Coach, list years your team won):

Sectional: 2015

Regional: 2015

Semi-State: 2015

State Championship:

Something Interesting About You Personally Or Professionally That People Might Not Know:

- Won the 2004 Ohio Division I State Championship as a member of the Colerain HS Staff.



Fort Wayne Snider Panthers

Class 5A



Lt.	Dk.	Name	Gr.	Ht.	Wt.	Position(s)
1	1	David Turner	12	5-9	175	WR
2	2	Mac Hippenhammer	11	6-0	175	WR
3	3	Money Woods	11	5-8	170	RB
4	4	Deangelo Stroud	11	6-0	170	DB
6	6	Dominick Scott	12	5-10	210	RB
7	7	Isaac Stiebelling	12	6-4	190	QB
8	8	Malik Bramley	12	6-3	180	WR
9	9	Lawrence Johnson	10	6-2	250	DL
10	10	Taj Starks	11	5-8	150	DB
11	11	Austin France	10	6-4	210	LB
12	12	Justin Kopke	10	6-3	210	QB
13	13	John Campbell	11	5-11	170	DB
14	14	Isaiah Knight-Neraasen	12	5-8	160	DB
15	15	Hayden Jones	10	5-9	170	QB
16	16	Damarious Ridley	11	5-11	160	DB
17	17	Evan Schmucker	12	5-10	155	DB
18	18	Bryson Haft	11	6-2	175	TE
19	19	Logan Schmucker	10	5-10	180	DL
20	20	Domonique Slaughter	11	5-8	155	DB
21	21	Jordan Gorman	11	5-8	165	DB
23	23	Christian Covington	10	5-10	175	RB
24	24	William Johnson	11	6-1	190	DE
25	25	Tyler Griffiths	10	6-2	180	LB
28	28	Tywon Jennings	12	5-6	180	RB
30	30	Darius Morgan	10	5-8	185	RB
31	31	Cody Keller	12	5-8	170	LB
35	35	Donavin Flood	11	5-7	170	LB
36	36	Brandon Kocks	10	5-8	170	RB/LB
38	38	Jonari Brown	12	6-1	195	DB
40	40	Deandrew Stroud	11	5-11	230	LB
41	41	Johnell Hogue	10	5-9	165	LB
43	43	Drew Brelsfoard	12	6-0	185	LB
44	44	Lucas Isley	12	6-0	185	LB
47	47	Mitchell Parker	11	5-8	165	LB
48	48	Devonta Morgan	10	6-1	220	DL
49	49	Tavares Brown	10	6-1	175	DB
50	50	Riley Lill	12	6-2	230	OL
51	51	Trevor Thomas	12	5-8	215	OL
52	52	Alexander Miller	11	6-0	195	DL
53	53	Caleb Isley	10	5-11	180	OL
54	54	Kerry Perry	10	5-9	240	DL
55	55	Colton Hinton	11	6-0	220	OL
57	57	Maxwell Jordan	10	5-11	180	OL

Lt.	Dk.	Name	Gr.	Ht.	Wt.	Position(s)
58	58	Kenneth Hurt	12	6-2	205	OL
59	59	Jackson Reed	10	5-11	200	OL
60	60	Gauge Edwards	12	6-2	220	OL
62	62	Joseph Thomson	11	5-9	190	DL
63	63	Andrew Rubalcaba	11	5-10	240	DL
64	64	Nathan Mashburn	11	5-11	185	OL
65	65	William Swartz	9	6-1	260	OL
67	67	Matthew Eastman	10	5-10	185	OL
68	68	Cor'Dell Fuqua	11	6-0	205	DL
69	69	Nicholas Adams	11	5-11	230	OL
70	70	Zenden Dellinger	11	6-6	270	OL
72	72	Garrett Carroll	10	6-5	220	OL
74	74	Gregory Craig	10	6-0	250	DL
75	75	James Smith	11	5-10	280	DL
76	76	Justin Munoz	12	5-10	260	OL
77	77	Zachary McDowell	10	6-2	245	DL
81	81	Caleb Fields	11	5-8	160	WR
82	82	Michael Brewer	10	6-1	165	WR
84	84	Ethan Kocks	10	5-10	160	WR
85	85	David Nakasen	10	5-5	145	WR
86	86	Demari Meriwether	10	6-0	160	WR
87	87	Jalen Ellis	10	5-10	160	WR
88	88	Andrew McCrady	10	6-2	185	TE
89	89	Matthew Thomson	12	6-3	220	TE
91	91	Simon Dellinger	9	6-5	210	TE
92	92	Almir Pandzic	12	6-0	210	DE
94	94	Marcus Rogers	11	5-9	240	DL
96	96	Jack James	10	5-7	155	K
97	97	Paul Buisman	11	5-7	145	K
98	98	Trent Morgan	12	6-0	190	K
99	99	Marcus Green	12	6-2	210	DL
		Deontrai Shaw	10	6-1	160	DB
		Michael Brown	9	5-8	140	DB
		Elijah Maxwell	9	5-7	140	WR/DB
		A'nyis Lockett	9	6-1	190	RB/S
		Brycen Reinig	9	5-10	170	OL
		Stephen Owens	9	5-9	185	RB/LB
		Everett Merritt	9	5-10	170	LB/WR
		Kamari Anderson	9	5-10	160	WR/QB
		Brandan Young	9	5-11	170	QB
		Ethan Hoover	9	5-9	170	WR/DB
		Robert Graham	10	5-11	210	DL

Fort Wayne Snider Panthers

Class 5A



Team Statistics

	FW Snider	Opponents
Total Points / Points Per Game	607 / 46.7	240 / 18.5
First Downs / Per Game	297 / 22.8	214 / 16.5
Rushing Yards / Per Game	2,813 / 216.4	2,103 / 161.8
Passing Yards / Per Game	2,708 / 208.3	1,736 / 133.5
Total Yards / Per Game	5,521 / 424.7	3,839 / 295.3
Fumbles Recovered By	24	18
Intercepted By	14	5
Total Punts / Average	32 / 34.0	55 / 29.8
Penalties / Yards	105 / 932	66 / 509

Individual Statistics

Scoring	G	TD	1-Pt.	2-Pt.	FG	TP	PPG
6 Dominick Scott	13	25	--	--	--	150	11.5
3 Money Woods	13	18	--	--	--	108	8.3
1 David Turner	13	15	--	--	--	90	6.9
97 Paul Buisman	13	--	78	--	4	90	6.9
2 Mac Hippenhammer	13	10	--	--	--	60	4.6

Rushing	G	Att.	Yds.	TD	YPG	YPC	Long
6 Dominick Scott	13	128	980	24	77.2	7.7	72
3 Money Woods	13	116	959	18	73.7	8.3	75
7 Isaac Stiebelling	13	86	313	6	24.1	3.6	36
23 Christian Covington	13	56	234	1	18.0	4.2	20
1 David Turner	13	11	137	1	10.5	12.5	59

Passing	G	Comp.	Att.	Int.	TD	Yds.	YPG
7 Isaac Stiebelling	13	187	288	5	27	2,657	204.4
2 Mac Hippenhammer	13	2	5	0	0	24	1.8
15 Hayden Jones	13	3	5	0	0	20	1.5

Receiving	G	Rec.	Yds.	TD	YPG	YPC	Long
2 Mac Hippenhammer	13	61	844	5	64.9	13.8	62
1 David Turner	13	57	773	14	59.5	13.6	45
8 Malik Bramley	13	47	768	6	59.1	16.3	85
18 Bryson Haft	13	8	141	1	10.8	17.6	37
3 Money Woods	13	7	58	0	4.5	8.3	26

Defense	G	Tackles	For Loss	Sacks	INT	FF	FR
43 Drew Brelsfoard	13	101	6	3.0	2	4	0
38 Jonari Brown	13	73	3	0.0	3	0	0
77 Zach MacDowell	13	69	6	4.0	0	0	1
44 Lucas Isley	13	66	2	3.0	0	0	2
99 Marcus Green	13	51	11	9.5	0	1	1
9 Lawrence Johnson	13	62	6	6.5	0	1	1

State Finals History

State Champion: **(1)** 1992 (5A)
 Runner-Up: **(5)** 1981 (3A), 1986 (5A), 2002 (5A), 2004 (5A), 2012 (5A)
 Appearances: **(7)** 1981 (3A), 1986 (5A), 1992 (5A), 2002 (5A), 2004 (5A), 2012 (5A), 2015 (5A)



Kurt Tippmann
 Head Coach
 73-19 (7th year)
 73-19 (7th year overall)



Team Facts

City/Town: Fort Wayne
 County: Allen
 Superintendent: Dr. Wendy Robinson
 Principal: Nicole Chisley
 Athletic Director: Steve Ziembo
 Head Coach: Kurt Tippmann
 Assistant Coaches: Russ Bush, Eric Bennett, Bob Bergeron, Quentin Bowen, Dustin Brown, Lance Cline, Neal Davis, Dominique Dickey, Craig Falls, Jason Habisch, Jake Hyndman, Russ Isaacs, Dave Mohr, Ryan Mohrman, Brandon Phelps, Don Schaffer, Tyler Sellhorn, Mike Till, Jeff Stanski, David Wood, and Brody Young
 Student Managers: Riley Odier, Max Charrou, Hunter Sosenheimer, Kedric Sosenheimer
 Offensive Formation: Pistol
 Defensive Formation: 4-2-5
 Colors: Black and Gold
 Conference: Summit Athletic (SAC)
 Enrollment: 1,843
 Last Year's W-L Record: 10-3

Season Results (12-1)

8/21 at Fort Wayne Wayne W 49-0
 8/28 Fort Wayne Luers W 55-27
 9/4 at Fort Wayne Northrop W 60-33
 9/11 at FW Concordia Lutheran W 55-24
 9/19 Carroll (Fort Wayne) W 21-7
 9/25 at Homestead W 52-27
 10/2 at Fort Wayne Northside W 63-13
 10/9 FW Bishop Dwenger L 17-20
 10/16 Fort Wayne Southside W 48-6

Sectional

10/30 Goshen W 42-10
 11/6 at Concord W 47-21

Regional

11/13 Mishawaka W 42-32

Semi-State

11/20 Kokomo W 56-20

DEPTH CHART Please list your two-deeps at each position.

Offense

Pos.	No.	Name
QB	7	Isaac Stiebeling
RB	3	Money Woods
WR	2	Mac Hippenhammer
WR	1	David Turner
WR	8	Malik Bramley
TE	89	Matt Thornson
OT	70	Zenden Dellinger
OT	58	Kenny Hurt
OG	51	Trevor Thomas
OG	76	Justin Munoz
C	61	Joe Thornson

SECONDARY

QB	2	Mac Hippenhammer
RB	6	Dominick Scott
WR	80	Michael Brewer
WR	81	Caleb Fields
WR	85	David Nakasen
TE	18	Bryson Haft
OT	55	Colton Hinton
OT	71	Garrett Carroll
OG	60	Gauge Edwards
OG	53	Jackson Reed
C	69	Nick Adams

Specialists

Pos.	No.	Name
Punter	98	Trent Morgan
Placekicker	97	Paul Buisman
Kickoffs	98	Trent Morgan
Long Snapper	18	Bryson Haft
Holder	88	Drew McCrady
Punt Returns	2	Mac Hippenhammer
	1	David Turner
Kickoff Returns	2	Mac Hippenhammer

Defense

Pos.	No.	Name
DE	99	Marcus Green
DT	9	Lawrence Johnson
DT	77	Zach MacDowell
DE	24	Will Johnson
SLB	38	Jonari Brown
ILB	11	Austin France
ILB	43	Drew Brelsfoard
RLB	4	DeAngelo Stroud
FS	14	Isaiah Knight-Neraasen
C	16	Damarious Ridley
C	20	Dominique Slaughter

SECONDARY

DE	92	Almir Pandzic
DT	54	Kerry Perry
DT	61	Joe Thornson
DE	28	Tywon Jennings
SLB	22	Tristan Wells
ILB	6	Dominick Scott
ILB	44	Lucas Isley
RLB	21	Jordan Gorman
FS	13	Vince Campbell
C	10	Taj Starks
C	37	Tavarus Brown

HEAD COACH PROFILE

Name: Kurt Tippmann

Age: 44

Spouse's Name: Martina

Years Married: 14

Children's Names, Ages: Hayden, 13; Jake, 10; Sawyer, 8

Current Occupation, Employer: Math Teacher, R. Nelson Snider H.S.

No. of Yrs.: 19-years

If a teacher, what subjects and grades do you teach: Math, Grades 9 through 12

Education

High School Attended, Year Graduated: . Nelson Snider H.S. – 1990

College Attended, Year Graduated: Indiana University – 1997

Degree(s) / Major: BS, Math; M/Secondary Administration

Athletic Participation

Sport	High School Years (ie: 1972, 73)	College Years (ie: 1976, 77)
Football	1986-1989	Student Manager/FTB, 1990-1994; GA/1994-1996
Baseball	1986-1989	

**As a high school or college player, have you ever competed in a State or National Championship Event in any sport?
If yes, please give details:**

N/A

Coaching Experience (Football Only)

Years as Varsity Head Coach at Current School (ie: 5 years): 7

Actual Years as Varsity Head Coach at Current School (ie: 1996-2000):

2009-Present

Record as Varsity Head Coach at Current School: 73-19-0

Overall Varsity Head Coaching Record: 73-19-0

Do you coach any other sports at your school? No

Please list below where you've coached during your career starting with your current position:

School	Head / Asst.	No. of Years (ie: 5)	Actual Years (ie: 1992-present)
Snider	Head	7-years	2009-Present
Snider	Asst.	12-years	

Tournament Championships (As the Varsity Head Coach, list years your team won):

Sectional:

2009, 2010, 2011, 2012,

2013, 2014, 2015

Regional:

2011, 2012, 2014

Semi-State: 2012

State Championship:

Something Interesting About You Personally Or Professionally That People Might Not Know:

Wife, Martina, and I were in same graduating class from Snider High School – We attended the Senior Prom together



New Palestine Dragons

Class 5A



Lt.	Dk.	Name	Gr.	Ht.	Wt.	Position(s)
2	2	Colin Faubion	9	5-8	167	RB/DB
3	3	Tyson Harley	9	5-6	120	QB/DB
4	4	Brett Luker	11	6-0	156	WR/DB
6	6	Duke Blackwell	12	5-10	175	WR/DB
7	7	Adam Kincaid	11	5-9	185	WR/DB
8	8	Jordan Shanahan	11	5-10	177	WR/DB
9	9	Nick Brickens	12	5-9	191	RB/DB
10	10	Logan Greene	12	5-7	163	WR/DB
11	11	Alex Neligh	12	6-2	195	QB/LB
12	12	Nick Tschaenn	10	5-8	131	WR/DB
14	14	Zach Neligh	9	6-0	150	QB/DB
15	15	Kaleb Richard	9	5-8	138	WR/DB
16	16	Dylan Casner	10	5-9	151	WR/DB
17	17	Jaxon Manes	10	5-11	138	WR/DB
18	18	Spencer Corey	11	6-1	165	K
19	19	Gunnar Large	11	6-2	153	QB/DB
20	20	Justin Turk	9	5-6	120	WR/DB
21	21	Colby Jenkins	9	5-10	158	WR/DB
22	22	Laine Schonauer	9	6-0	160	TE/LB
23	23	Chris Hafley	10	5-8	148	WR/DB
24	24	Trevor Woodall	12	5-11	203	TE/LB
25	25	Michael Mareno	9	5-6	126	WR/DB
30	30	Kyle Barton	11	5-11	148	K
32	32	Levi Mckinney	10	5-9	162	RB/LB
33	33	James Crumlin	12	6-0	181	TE/LB
34	34	Luke Ely	9	5-11	187	RB/LB
36	36	Logan Robinson	10	5-9	178	OL/LB
37	37	Justin Wilcher	10	5-8	143	WR/DB
39	39	Solomon Fair	12	5-11	201	RB/LB
40	40	Jacob Hockett	9	5-7	138	TE/LB
41	41	Grant Moeller	11	5-3	129	WR/DB
42	42	Joe Izbicki	12	5-10	205	TE/LB
43	43	Nick Payton	9	5-6	110	WR/DB

Lt.	Dk.	Name	Gr.	Ht.	Wt.	Position(s)
44	44	Jarrett Curran	9	5-9	153	RB/LB
45	45	Colin Wooten	9	5-6	140	OL/LB
50	50	Michael Woodall	12	6-1	219	OL/LB
52	52	Patrick Hopkins	12	6-0	197	OL/DL
53	53	Johnmichael Wallen	12	6-0	227	OL/DL
54	54	Bailey Lawless	12	5-11	202	OL/DL
55	55	Jordan Workman	12	5-11	210	OL/DL
56	56	Logan Mckinney	10	5-5	193	OL/DL
57	57	Elisha Deluhery	10	5-9	226	OL/DL
58	58	Alex Cotterman	9	5-8	248	OL/DL
59	59	Nik Zickler	9	5-6	170	OL/DL
60	60	Tyler Horsley	9	5-10	241	OL/DL
61	61	Braden Buckley	9	5-10	181	OL/DL
62	62	Nick Derheimer	12	6-4	267	OL/DL
63	63	David Judy	11	6-0	268	OL/DL
64	64	Austin Snider	10	5-10	233	OL/DL
65	65	Andrew Yazel	12	5-11	272	OL/DL
66	66	David Bogle	9	5-6	179	OL/DL
67	67	Luke Horner	9	5-10	164	OL/DL
68	68	Austin Popp	10	5-11	182	OL/DL
70	70	Matt Moeller	12	6-3	284	OL/DL
71	71	Joseph O'Dell	9	5-10	179	OL/DL
72	72	Ivan Major	9	5-9	288	OL/DL
73	73	Michael Halbig	9	5-6	150	OL/DL
74	74	Thaddaeus Muse	12	5-8	263	OL/DL
75	75	Demetre Mitchell	11	6-0	280	OL/DL
77	77	Dakota Cook	9	5-9	191	OL/DL
78	78	Austin Keele	9	6-0	219	OL/DL
79	79	Cameron Shanahan	11	6-1	203	OL/DL
80	80	Brady Walden	11	5-9	145	WR/DB
82	82	Josh Smith	10	5-11	149	WR/DB
83	83	Jacobi Maxwell	11	5-7	147	WR/DB


New Palestine Dragons

Class 5A



Team Statistics

	New Palestine	Opponents
Total Points / Points Per Game	793 / 61.0	148 / 11.4
First Downs / Per Game	292 / 22.5	152 / 11.6
Rushing Yards / Per Game	4,569 / 351.5	1,507 / 115.6
Passing Yards / Per Game	2,373 / 182.5	1,573 / 121
Total Yards / Per Game	6,942 / 534	3,080 / 236.9
Fumbles Recovered By	15	3
Intercepted By	13	2
Total Punts / Average	18 / 38.2	69 / 40.2
Penalties / Yards	65 / 715	80 / 792



Individual Statistics

Scoring		G	TD	1-Pt.	2-Pt.	FG	TP	PPG
11	Alex Neligh	13	33	--	--	--	198	15.2
9	Nick Brickers	13	22	--	--	--	132	10.2
18	Spencer Corey	13	--	106	--	5	121	9.3
6	Duke Blackwell	13	14	--	--	--	84	6.5

Rushing		G	Att.	Yds.	TD	YPG	YPC	Long
11	Alex Neligh	13	219	1931	33	148.5	8.8	55
9	Nick Brickers	13	157	1553	20	119.5	9.9	81
34	Luke Ely	13	74	580	7	44.6	7.8	75
7	Adam Kincaid	13	46	358	9	27.5	7.8	49
19	Gunnar Large	13	14	61	2	4.7	4.4	13

Passing		G	Comp.	Att.	Int.	TD	Yds.	YPG
11	Alex Neligh	13	150	219	2	32	2351	180.8
19	Gunnar Large	13	4	6	0	0	22	1.7

Receiving		G	Rec.	Yds.	TD	YPG	YPC	Long
6	Duke Blackwell	13	42	820	14	63.1	19.5	65
10	Logan Greene	13	35	629	7	48.4	18.0	76
4	Brett Luker	13	30	338	5	26.0	11.3	37
80	Brady Walden	12	11	171	2	14.3	15.5	49
42	Joe Izbicki	13	10	131	2	10.1	15.5	39

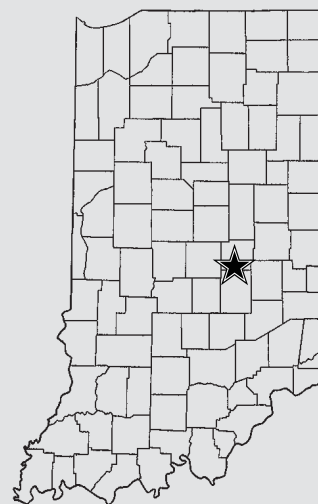
Defense		G	Tackles	For Loss	Sacks	INT	FF	FR
42	Joe Izbicki	13	104	14	5	0	2	3
7	Adam Kincaid	13	66	13	1	2	1	2
9	Nick Brickers	13	61	11	0	2	2	1
55	Jordan Workman	13	53	6	4	0	0	0
33	James Crumlin	13	53	12	6	0	0	3
74	Thaddaeus Muse	13	43	10	3	0	1	1

State Finals History

State Champion: **(1)** 2014 (4A)
 Runner-Up: **(1)** 1990 (3A)
 Appearances: **(3)** 1990 (3A), 2014 (4A), 2015 (5A)



Kyle Ralph
 Head Coach
 41-1 (3rd year)
 41-1 (3rd year overall)



Team Facts

City/Town: New Palestine
 County: Hancock
 Superintendent: Dr. Lisa Lantrip
 Principal: Keith Fessler
 Athletic Director: Al Cooper
 Head Coach: Kyle Ralph
 Assistant Coaches: John Horan, Dan Buchanan, Donnie Blackwell, Jeremy Large, Mike Luker, Jeremy Hall, Matt Keele, Dan Walker, Kirk Woodcock, James Evans, Gary Greene, Jim Swanson, Brett Jackson, and Matt Hayden
 Student Manager: Raegan McMurray
 Offensive Formation: Power Spread
 Defensive Formation: Stack
 Colors: Red and White
 Conference: Hoosier Heritage
 Enrollment: 1,123
 Last Year's W-L Record: 15-0

Season Results (13-0)

8/21	at Lawrenceburg	W	56-14
8/28	Richmond	W	72-7
9/4	at Yorktown	W	63-7
9/11	Mount Vernon (Fortville)	W	59-7
9/19	vs. Pendleton Heights	W	84-17
9/25	at Greenfield-Central	W	77-20
10/2	Shelbyville	W	45-0
10/9	New Castle	W	72-0
10/16	at Delta	W	66-29
Sectional			
10/30	Martinsville	W	70-6
11/6	at Columbus East	W	24-14
Regional			
11/13	Zionsville	W	49-21
Semi-State			
11/21	Castle	W	56-6

DEPTH CHART Please list your two-deeps at each position.

Offense

Pos.	No.	Name
QB	11	Alex Neligh
	19	Gunnar Large
RB	9	Nick Brickens
	34	Luke Ely
WR	4	Brett Luker
	19	Gunnar Large
WR	6	Duke Blackwell
	80	Brady Walden
WR	33	James Crumlin
	42	Joe Izbicki
WR	10	Logan Greene
	21	Colby Jenkins
LT	62	Nick Derheimer
	79	Cameron Shanahan
LG	63	David Judy
	54	Bailey Lawless
C	65	Andrew Yazel
	52	Patrick Hopkins
RG	70	Matt Moeller
	74	Thaddaeus Muse
RT	78	Austin Keele
	75	Demetre Mitchell

Specialists

Pos.	No.	Name
Punter	9	Nick Brickens
	42	Joe Izbicki
Placekicker	18	Spencer Corey
	30	Kyle Barton
Kickoffs	18	Spencer Corey
	30	Kyle Barton
Long Snapper	52	Patrick Hopkins
	42	Joe Izbicki
Holder	6	Duke Blackwell
	4	Brett Luker
Punt Returns	9	Nick Brickens
	10	Logan Green
Kickoff Returns	9	Nick Brickens
	7	Adam Kincaid

Defense

Pos.	No.	Name
CB	10	Logan Greene
	19	Gunnar Large
D	6	Duke Blackwell
	8	Jordan Shanahan
S	34	Luke Ely
	39	Solomon Fair
M	42	Joe Izbicki
	36	Logan Robinson
W	33	James Crumlin
	39	Solomon Fair
B	7	Adam Kincaid
	4	Brett Luker
A	9	Nick Brickens
	2	CJ Faubion
CB	80	Brady Walden
	21	Colby Jenkins
DE	73	Demetre Mitchell
	53	JohnMichael Wallen
N	74	Thaddaeus Muse
	65	Andrew Yazel
DE	55	Jordan Workman
	63	David Judy

HEAD COACH PROFILE

Name: Kyle Ralph
Age: 31
Spouse's Name: Ashley
Years Married: 7
Children's Names, Ages: Kaeden, 5 Madison 2
Current Occupation, Employer: Teacher/Coach Southern Hancock Schools
No. of Yrs.: 3
If a teacher, what subjects and grades do you teach: Advanced P.E. 9-12

Education

High School Attended, Year Graduated: St. Xavier High School, Cincinnati, OH, 2002
College Attended, Year Graduated: University of North Carolina-Chapel Hill, 2006
Degree(s) / Major: History

Athletic Participation

Sport	High School Years (ie: 1972, 73)	College Years (ie: 1976, 77)
Football	1998, 1999, 2000, 2001	2002, 03, 04, 05
Track	1998, 1999, 2000, 2001	

As a high school or college player, have you ever competed in a State or National Championship Event in any sport?

If yes, please give details:

As a senior in high school (2001 FB season) we lost in State Championship game to St. Ignatius.

Coaching Experience (Football Only)

Years as Varsity Head Coach at Current School (ie: 5 years): 3 years
Actual Years as Varsity Head Coach at Current School (ie: 1996-2000): 2013-2015
Record as Varsity Head Coach at Current School: 41-1
Overall Varsity Head Coaching Record: 41-1
Do you coach any other sports at your school? Track

Please list below where you've coached during your career starting with your current position:

School	Head / Asst.	No. of Years (ie: 5)	Actual Years (ie: 1992-present)
New Palestine High School	Head	3	2013-present
Withrow HS Cincinnati	Asst.	2	2011-2012
Oak Hills HS Cincinnati	Asst.	3	2008-2010
St. Xavier HS Cincinnati	Asst.	1	2007

Tournament Championships (As the Varsity Head Coach, list years your team won):

Sectional: 2013, 2014, 2015
Regional: 2013, 2014, 2015
Semi-State: 2014, 2015
State Championship: 2014


Something Interesting About You Personally Or Professionally That People Might Not Know:

I am incredibly superstitious. Going back to my playing days in HS and College and now as a coach.



Penn Kingsmen

Class 6A



Lt.	Dk.	Name	Gr.	Ht.	Wt.	Position(s)	Lt.	Dk.	Name	Gr.	Ht.	Wt.	Position(s)
1	1	James Iapalucci	11	6-1	170	QB/FL	55	55	Max Bernard	12	6-2	270	OG
2	2	James Leibengood	12	5-11	175	FL	56	56	Cameron Hedstrom	11	5-10	190	LB
3	3	Brice Voorde	12	5-9	170	FL	57	57	Benjamin Knutson	12	6-7	285	OT
4	4	Rashid Fahim	11	5-9	175	RB	58	58	Joel Leibengood	10	6-0	210	OG
5	5	John Ohlson	11	5-10	170	FL	59	59	Alexander Wilcox	12	5-10	195	OLB
6	6	Jason Alexander	12	5-11	180	DB	60	60	Cameron Besinger	10	5-11	180	OG
7	7	Dominic Mares	12	5-10	180	FL	61	61	Kevin Colbert	12	6-2	215	DE
8	8	Robert Fox	12	6-1	180	DB	62	62	Carrington Neal	10	6-3	315	OT
9	9	Connor Schneider	11	6-4	195	OLB	63	63	Anthony Lovisa	12	6-0	295	C/G
10	10	Paul Dawson	12	5-11	180	S	64	64	Jacob Thompson	10	5-11	225	DT
11	11	Camden Bohn	12	6-5	225	QB/K	65	65	Mitch Bernard	10	5-11	220	C
12	12	Nathan Lovisa	10	5-11	175	QB	66	66	Connor Miller	10	5-9	190	C
13	13	Lucas Robinson	11	6-0	180	DB	67	67	Patrick Pfarrer	11	5-11	240	OG
14	14	Sammy Mikulyuk	12	5-8	145	FL	68	68	George Kennach	10	5-9	250	OG
15	15	Luke Norris	10	5-9	150	DB	69	69	William Fitzhugh	11	5-11	210	DT
16	16	Wisdom Thomas	10	5-9	155	DB	70	70	Michael Dhuivette	11	6-4	305	OG
17	17	Matthew Kominkiewicz	11	5-8	160	FL	71	71	John Carper	11	6-0	320	OG
18	18	Caleb Serwatka	10	5-10	140	K	72	72	William Lutz	12	5-11	205	DT
19	19	Samuel Mikalian	10	6-1	135	FL	73	73	Keegan Hurst	11	6-2	225	OT
20	20	Austin Laughman	12	5-11	190	DB	74	74	Beau O'Banion	10	6-2	240	DT
21	21	Trace Manspeaker	11	5-8	160	OLB	75	75	Daniel Yu	11	6-2	235	OT
22	22	Bailey Mott	11	5-10	155	DB	76	76	Isaac Simparinka	10	6-0	185	DE
23	23	Autry Denson	11	6-0	165	DB	77	77	Samuel Moniz	10	6-3	250	OT
24	24	Jackson Weston	10	5-8	150	DB	78	78	Kyle O'Konski	11	5-9	255	OG
25	25	Samuel Scholtes	12	5-9	165	P/K	79	79	Westin Collier	11	5-11	275	DT
26	26	Aaron Thomas	10	5-9	145	DB	80	80	Kyle Parmater	10	6-1	180	FL
27	27	Cedric Vakalahi	12	5-9	195	RB	81	81	Anthony Torres	10	6-4	200	TE
28	28	Ryder Mickels-Moreland	10	5-9	185	OLB	82	82	Cory O'Neal	10	5-8	155	FL
29	29	Hunter Whitlow	10	5-7	150	RB	83	83	Christopher Crothers	11	6-5	235	TE
30	30	Parker Adkins	11	6-0	190	DB	84	84	Gabe Spencer	10	5-9	165	FL
31	31	Brett Shepard	11	5-9	155	FL	85	85	Jeremiah Gosztola	10	6-0	180	TE
32	32	Craig Osman	12	5-11	175	FL	86	86	Javier Lamboy	12	5-11	180	TE
33	33	Andrew Doty	10	5-6	135	RB	87	87	Zachariah Usenick	10	5-10	155	FL
34	34	Reece Treber	11	6-2	190	OLB	88	88	Nolan Metcalf	11	6-3	225	TE
35	35	William Vakalahi	11	5-10	205	LB	89	89	Evan Bennett	11	6-5	215	TE
36	36	Tyler Seroczynski	10	5-9	170	DB	90	90	Trey Zahner	11	6-3	180	DE
37	37	Paula Moala	10	5-10	175	DB	91	91	Kobe Woods	12	5-11	225	LB
38	38	Brock Zolman	10	5-10	165	RB	92	92	Brendan Keough	11	5-11	185	DE
39	39	Adam Berta	9	5-11	190	ILB	93	93	Joshua Haluska	10	5-10	180	DE
40	40	Corey Warner	10	5-9	150	DB	94	94	Zachary Main	12	6-1	250	DE
41	41	Max Fershin	10	5-11	185	ILB	95	95	James Morris	10	6-0	195	DE
42	42	William Bartus	11	5-8	150	DB	96	96	Jordan Earl	10	6-1	195	DT
43	43	Mikal Little	10	5-11	145	RB	97	97	Peni Vakalahi	10	6-2	220	DT
44	44	Tory Rhoden	12	5-9	185	ILB	98	98	Nathanael Boone	11	6-3	210	DE
45	45	Michael Green	11	5-8	140	DB	99	99	Anthony Wilson	11	6-0	205	DE
46	46	Max Chaffee	10	6-0	190	OLB	x2	x2	Steven Null	11	5-11	170	QB
47	47	Gabriel Yeoman	10	5-8	180	ILB	x5	x5	Cameron Marsh	11	5-11	175	P/K
48	48	Collin Wilson	10	5-8	150	DB	x10	x10	Landon Martz	11	6-3	200	RB
49	49	John Brown	12	6-0	160	DB	x12	x12	James Mathews	10	5-8	160	DT
50	50	Jared Hancock	11	5-11	160	P/K	x43	x43	Bryce Huxford	10	5-10	165	OLB
51	51	Payton Reynolds	12	5-11	230	DT	x51	x51	Travis Trost	11	5-7	145	OLB
52	52	Ty McCaskill	10	6-4	280	OT	x66	x66	Thomas Wiseman	11	5-9	230	C
53	53	Andrew Donati	12	5-11	235	DT	x89	x89	Caden Paquette	9	5-10	170	ILB

Penn Kingsmen

Class 6A



Team Statistics

	Penn	Opponents
Total Points / Points Per Game	515 / 39.6	180 / 13.8
First Downs / Per Game	221 / 17	173 / 13
Rushing Yards / Per Game	3,484 / 268	1,793 / 137
Passing Yards / Per Game	1,275 / 98	1,519 / 117
Total Yards / Per Game	4,759 / 366	3,312 / 255
Fumbles Recovered By	12	5
Intercepted By	19	3
Total Punts / Average	21 / 39	47 / 32
Penalties / Yards	56 / 465	57 / 392

Individual Statistics

Scoring	G	TD	1-Pt.	2-Pt.	FG	TP	PPG
11 Camden Bohn	13	24	0	1	0	146	11.2
10x Landon Martz	13	12	0	1	0	74	5.7
25 Sam Scholtes	13	0	57	0	4	69	5.3
27 Cedric Vakalahi	13	7	0	1	0	44	3.4
4 Rashid Fahim	13	6	0	0	0	36	2.8

Rushing	G	Att.	Yds.	TD	YPG	YPC	Long
11 Camden Bohn	13	171	1,209	24	93.0	7.1	--
10x Landon Martz	13	90	757	11	58.2	8.4	--
27 Cedric Vakalahi	13	99	675	7	51.9	6.8	--
4 Rashid Fahim	13	57	349	5	26.8	6.1	--
33 Andy Doty	13	22	248	3	19.0	11.3	--

Passing	G	Comp.	Att.	Int.	TD	Yds.	YPG
11 Camden Bohn	13	98	151	3	13	1,268	97.5
1 James Iapalucci	13	1	3	0	0	7	1.8

Receiving	G	Rec.	Yds.	TD	YPG	YPC	Long
5 John Ohlson	13	43	582	4	44.8	13.5	--
3 Brice Voorde	13	19	239	4	18.4	12.6	--
88 Nolan Metcalf	13	11	159	2	12.2	14.5	--
83 Chris Crothers	13	8	83	1	6.4	10.4	--
27 Cedric Vakalahi	13	4	77	0	5.9	19.3	--

Defense	G	Tackles	For Loss	Sacks	INT	FF	FR
91 Kobe Woods	13	117	7	3	0	4	2
35 Will Vakalahi	13	81	1	2	3	1	0
6 Jason Alexander	13	72	2	0	4	0	0
34 Reece Treber	13	61	5	1	5	1	2
20 Austin Laughman	13	54	2	0	0	0	0
30 Parker Adkins	13	47	1	0	0	0	3

State Finals History

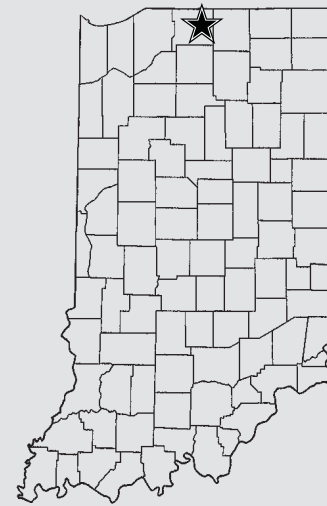
State Champion: **(5)** 1983 (4A), 1995 (5A), 1996 (5A), 1997 (5A), 2000 (5A)

Runner-Up: **(5)** 1989 (5A), 1991 (5A), 1999 (5A), 2003 (5A), 2011 (5A)

Appearances: **(11)** 1983 (4A), 1989 (5A), 1991 (5A), 1995 (5A), 1996 (5A), 1997 (5A), 1999 (5A), 2000 (5A), 2003 (5A), 2011 (5A), 2015 (6A)



Cory Yeoman
Head Coach
142-28 (13th year)
142-28 (13th year overall)



Team Facts

City/Town: Mishawaka
County: St. Joseph
Superintendent: Dr. Jerry Thacker
Principal: Steve Hope
Athletic Director: Aaron Leniski
Asst. Athletic Director: Bridget Williams
Head Coach: Cory Yeoman
Assistant Coaches: Pat Barrier, Brian Griman, John Hedrick, Kevin Herrity, Brent Laidig, Dave Manspeaker, Bryan Mattison, Jason Pikuza, Pete Riordan, Jeff Thompson, Brandon Tugmon, Richard Velde, Todd Yeoman, Trent Yeoman, Tyler Yeoman, Keith O'Connell, Chris Cantoni, Jon Carroll, Todd Crist, Frank Duong, Eric Kline, Jeremy McCaskill, Chris Shelly, Ted Williams
Student Managers: Pattie Linton, Riley Messner, Hannah Parker
Offensive Formation: Multiple
Defensive Formation: 4-4
Colors: Black, Gold and White
Conference: Northern Indiana
Enrollment: 3,690
Last Year's W-L Record: 12-1

Season Results (12-1)

8/21 at Valparaiso W 34-0
8/28 Merrillville W 31-12
9/4 at Birmingham Rice (MI) W 29-7
9/11 Orchard Lake St. Mary's (MI) L 21-24
9/19 South Bend Adams W 28-7
9/25 at South Bend St. Joseph W 50-13
10/2 at South Bend Clay W 55-0
10/9 Elkhart Central W 56-0
10/16 at Mishawaka W 41-34

Sectional

10/23 LaPorte W 49-21
10/30 at Chesterton W 49-14

Regional

11/6 at Merrillville W 56-38

Semi-State

11/13 Carmel W 16-10

DEPTH CHART Please list your two-deeps at each position.**Offense**

Pos.	No.	Name
TE	88	Nolan Metcalf
	83	Chris Crothers
RT	75	Daniel Yu
	73	Keegan Hurst
RG	55	Max Bernard
	67	Patrick Pfarrer
C	63	Anthony Lovisa
	65	Mitch Bernard
LG	70	Michael Dhuivetter
	78	Kyle O'Konski
LT	57	Ben Knutson
	52	Ty McCaskill
SE	3	Brice Voorde
	32	Craig Osman
QB	11	Camden Bohn
	1	James Iapalucci
RB	27	Cedric Vakalahi
	4	Rashid Fahim
RB	10	Landon Martz
	20	Austin Laughman
FL	5	John Ohlson
	1	James Iapalucci

Defense

Pos.	No.	Name
DE	94	Zach Main
	93	Josh Haluska
DT	73	Keegan Hurst
	51	Peyton Reynolds
DT	95	James Morris
	74	Jordan Earl
DE	98	Nate Boone
	90	Trey Zahner
OLB	30	Parker Adkins
	59	Alex Wilcox
ILB	91	Kobe Woods
	47	Gabe Yeoman
ILB	35	Will Vakalahi
	56	Cameron Hedstrom
OLB	34	Reece Treber
	21	Trace Manspeaker
DB	20	Austin Laughman
	22	Bailey Mott
FS	37	Paul Moala
	8	Bobby Fox
DB	6	Jason Alexander
	23	Autry Denson

Specialists

Pos.	No.	Name
Punter		Sam Scholtes Jared Hancock
Placekicker		Sam Scholtes Jared Hancock
Kickoffs		Jared Hancock Sam Scholtes
Long Snapper		Andrew Donati Mitch Bernard
Holder		Matt Kominkiewicz Steve Null
Punt Returns		John Ohlson Austin Laughman
Kickoff Returns		John Ohlson Austin Laughman James Iapalucci

HEAD COACH PROFILE

Name: **Cory Yeoman**

Age: **54**

Spouse's Name: **Shawn**

Years Married: **29**

Children's Names and Ages: **Daughter - Erin (24) and Son - Gary (23)**

Current Occupation and Employer: **Teacher/Coach, Penn Harris Madison School Corporation**

No. of Yrs.: **32**

If a teacher, what subjects and grades do you teach:

Industrial Technology and Strength Training

Education:

College: **Miami of Ohio University**

Year Graduated: **1984**

Degree(s) **Industrial Education and Physical Education**

High School: **Penn High School**

Year Graduated: **1980**

Athletic Participation

Sport	High School Years (ie: 1972, 73)	College Years (ie: 1976, 77)
FOOTBALL	1977 - 1979 SEASONS	1980 - 1983 SEASONS
WRESTLING	1977 - 1978 SEASONS	

As A High School Or College Player, Have You Ever Competed In A State Or National Championship Event In Any Sport? If Yes, Please Give Details:

Coached on Penn's 1989, 1991, 1995, 1996, 1997, 1999, 2000, 2003, 2011
State Championship games

Coaching Experience (Football Only)

Number of Years as Varsity Head Coach at Current School (ie: 5 years): **13 Years**

Actual Years as Varsity Head Coach at Current School (ie: 1996-2000): **2003-Present**

Won-Loss Record as Varsity Head Coach at Current School: **142-28**

Overall Varsity Head Coaching Record: **142-28**

Please list below where you've coached during your career starting with your current position:

School	Head / Asst.	No. of Years (ie: 5)	Actual Years (ie: 1992- present)
Penn High School	Assistant	19	1984-2002 SEASONS
Penn High School	Head	13	2003-Present

Tournament Championships (As the Varsity Head Coach, list years your team won):

Sectional: **2003, 2004, 2005, 2007, 2008, 2011, 2013, 2014, 2015**

Regional: **2003, 2004, 2008, 2011, 2013, 2014, 2015**

Semi-State: **2003, 2011, 2015**

State Championship:

Something Interesting About You Personally Or Professionally That People Might Not Know:
My High School playing and assistant coaching career have all been at Penn High for
Legendary Hall of Fame Head Coach Chris Geesman. My parents, Wally and Marilyn Yeoman,
grew up in Rensselaer. Wally and Chris were both Assistant Football Coaches at
Rensselaer High School, but at different times.

My College playing career at Miami University was for Head Coach Tom Reed and assistant
coach Tom Landsittel

Coach Geesman, Coach Reed and Coach Landittel all grew up together in Delaware, Ohio



Center Grove Trojans

Class 6A



Lt.	Dk.	Name	Gr.	Ht.	Wt.	Position(s)	Lt.	Dk.	Name	Gr.	Ht.	Wt.	Position(s)
1	1	Joey Siderewicz	12	5-10	170	QB	52	52	Sam Steimel	11	5-9	180	DE
2	2	Zak Smith	12	6-3	175	SE	52	52	Justin Tolle	10	5-11	235	OL
3	3	Devon Wilson	12	5-11	230	DE	53	53	AJ Snow	10	6-4	235	OL
3	3	JoNathan Shelton	10	5-6	127	DB	54	54	Tyler Olston	11	6-0	240	OL
4	4	Bailey Bennett	11	6-0	205	LB	55	55	Nick Arbuckle	11	6-2	210	LB
5	5	Tyler Watson	10	5-9	160	DB	56	56	Chris Barnett	12	6-3	280	OL
5	5	Austin Daming	10	6-0	200	LB	57	57	Jon Duncan	12	5-9	200	DT
5	5	Jacob Keith	9	6-2	165	SE	57	57	Aiden Kantner	10	6-1	265	DT
6	6	Evan Holm	12	6-1	185	DB	58	58	Blake Newlin	12	5-9	220	DT
7	7	Blake Moran	12	6-3	200	DB	59	59	Connor Lane	11	6-3	255	OL
7	7	Grant Bauer	10	6-0	200	QB	60	60	Matt Blessing	10	5-9	195	OL
8	8	Trent Line	11	5-10	150	SE	61	61	Mark Blessing	10	6-0	212	DT
8	8	Will Smithy	12	6-0	180	DB	62	62	Eric Nitiss	10	6-0	196	LB
9	9	Jack Kellams	11	6-2	190	QB	63	63	Josh Clifford	12	6-3	275	OL
10	10	Jack Moore	9	5-10	155	QB	64	64	Harrison Holt	12	5-11	220	OL
11	11	Cameron Wright	10	5-9	150	DB	65	65	Jacob Limbach	12	6-1	215	DE
11	11	PJ Buck	9	5-11	160	SE	65	65	Skyler Spetter	10	6-2	205	OL
12	12	Matt Drake	10	5-10	145	SE	66	66	Nick Davis	11	5-10	260	OL
12	12	Brett Boswell	10	5-11	145	DB	67	67	Bailey Smith	11	6-2	255	OL
13	13	Mikala Gardner	11	5-7	170	RB	68	68	Gunner Lepper	10	5-9	185	OL
14	14	Jackson Hohlt	12	5-11	175	RB	69	69	Dylan Bramlett	11	5-11	245	OL
15	15	Alonzo Johnson, Jr.	10	5-7	175	RB	70	70	Billy Curry	12	6-0	230	DT
16	16	Keaton Clark	12	5-10	175	DB	70	70	Ethan Hart	11	6-0	245	OL
17	17	Parker Ferguson	11	6-4	215	DE	71	71	Clay Hadley	11	6-1	270	OL
18	18	Corbin Bowling	12	6-0	190	LB	72	72	Jerod Hopson	12	6-0	285	OL
19	19	Cam Petty	9	5-11	185	LB	73	73	Cody Richardson	11	6-3	290	OL
20	20	Cole Williams	10	5-11	190	LB	73	73	Seth Ferrando	11	6-1	210	DT
21	21	Connor Lyon	10	5-8	170	DB	73	73	Cooper Mitchell	10	6-0	330	DT
22	22	Lee Clinker	12	6-1	198	RB	74	74	Jacob Willis	11	6-4	235	DE
23	23	AJ Gin	10	5-11	160	LB	74	74	Camron Robinson	10	5-9	220	DT
24	24	Riley Roberts	10	5-10	150	DB	75	75	Seth Cliburn	10	6-3	270	OL
25	25	Jonah Hays	10	5-11	180	RB	76	76	Ryan Alt	10	5-11	175	OL
26	26	Grant Mason	11	5-11	175	SE	77	77	John Richardson	12	6-4	315	OL
27	27	Brett Maurer	12	5-11	205	RB	78	78	Johnathon Barto	10	6-2	230	DL
27	27	Nate Weishaar	11	5-11	170	LB	79	79	Ian Cavanaugh	10	5-11	240	OL
28	28	Sam Bolin	11	5-10	185	LB	79	79	Drew Chupp	11	5-10	250	DT
29	29	Trevor Hohlt	11	5-11	170	RB	80	80	Corbin Smith	12	5-11	195	TE
30	30	Titus McCoy	11	5-10	185	RB	81	81	Chris Foote	11	5-11	180	SE
31	31	Josh Hall	11	6-0	165	DB	82	82	Don Mason	11	6-3	165	SE
32	32	Connor Steeb	12	5-9	195	DB	83	83	Tyler Boyer	11	5-8	145	SE
33	33	Tyler Pence	12	6-2	180	DB	84	84	Patrick Brickley	10	5-8	151	SE
34	34	Triston Clark	11	5-8	175	RB	84	84	Lucas Doyle	9	6-5	240	TE
35	35	Zach Stambaugh	12	6-0	180	DB	85	85	Caleb Dean	12	5-11	170	DB
36	36	Koby Brown	11	5-7	175	RB	85	85	Kaleb Hennessy	11	5-10	160	SE
37	37	Logan Bontrager	11	5-11	180	DB	86	86	Chris Rakow	11	5-10	140	SE
38	38	Corbin Laque	11	5-10	175	DB	87	87	Quinton Stirman	12	6-1	185	SE
39	39	Keegan Gephart	10	5-10	160	DB	88	88	Logan Hostetter	10	6-0	160	SE
40	40	Kyle Winkler	10	5-8	175	DB	88	88	Christian Goines	11	6-3	160	SE
41	41	Jackson Sodrel	12	6-1	220	LB	89	89	Cameron Tidd	12	6-3	265	DT
42	42	Ethan Huntzinger	11	6-0	210	RB	90	90	Marek Mayes	11	5-11	190	DE
43	43	Michael Conner	11	6-0	165	SE	91	91	Sam Pratt	12	6-1	220	DT
43	43	Emmanuel Cardenas	10	5-8	155	DB	91	91	Ross Williams	12	6-4	205	TE
44	44	Zach Wells	11	6-3	235	DE	92	92	David Hamilton	11	6-0	175	SE
45	45	Dan Root	11	6-2	205	DE	93	93	Devin Baxter	12	6-2	220	DE
46	46	Calvin Whitaker	10	6-3	180	TE	94	94	Brad Boswell	10	6-2	200	DE
47	47	Gleason Mappes	10	5-10	170	DE	96	96	Julius Byrd	10	5-9	175	DE
48	48	Rhett Mappes	12	5-10	180	DE	97	97	Cory Heinrichs	10	6-3	235	TE
49	49	Nick Coy	11	5-10	165	LB	98	98	Drew Conrad	12	6-2	190	PK
50	50	Noah Stricker	11	6-0	180	DE	99	99	Nathanael Snyder	12	6-1	195	PK
51	51	Jovan Swann	12	6-4	270	DT	99	99	Michael Morgan	10	6-0	200	DE

Center Grove Trojans

Class 6A



Team Statistics

	Center Grove	Opponents
Total Points / Points Per Game	448 / 34.5	192 / 14.8
First Downs / Per Game	233 / 17.9	180 / 13.8
Rushing Yards / Per Game	4,006 / 308.2	1,506 / 115.8
Passing Yards / Per Game	971 / 74.7	1,699 / 130.7
Total Yards / Per Game	4,977 / 382.8	3,205 / 246.5
Fumbles Recovered By	6	8
Intercepted By	8	2
Total Punts / Average	37 / 39.4	65 / 32.6
Penalties / Yards	84 / 735	59 / 541

Individual Statistics

Scoring	G	TD	1-Pt.	2-Pt.	FG	TP	PPG
30 Titus McCoy	13	27	0	2	0	166	12.7
99 Nate Snyder	13	0	53	0	10	83	6.4
14 Jackson Hohlt	13	12	0	0	0	72	5.5
29 Trevor Hohlt	13	3	0	0	0	18	1.4
22 Lee Clinker	13	3	0	0	0	18	1.4

Rushing	G	Att.	Yds.	TD	YPG	YPC	Long
30 Titus McCoy	13	272	1720	25	132.3	6.3	--
14 Jackson Hohlt	13	123	985	11	75.8	8.0	--
29 Trevor Hohlt	13	65	351	1	27.0	5.4	--
22 Lee Clinker	13	45	293	3	22.5	6.5	--
34 Triston Clark	13	32	241	3	18.5	7.5	--

Passing	G	Comp.	Att.	Int.	TD	Yds.	YPG
1 Joey Siderewicz	13	74	117	1	9	958	73.7
9 Jack Kellams	13	1	3	1	0	13	1.0

Receiving	G	Rec.	Yds.	TD	YPG	YPC	Long
87 Quinton Stirsman	13	16	233	2	17.9	14.6	--
30 Titus McCoy	13	22	232	2	17.8	10.5	--
2 Zak Smith	13	15	192	1	14.8	12.8	--
97 Cory Heinrichs	13	11	98	1	7.5	8.9	--
14 Jackson Hohlt	13	3	92	1	7.1	30.7	--

Defense	G	Tackles	For Loss	Sacks	INT	FF	FR
33 Tyler Pence	13	60.5	2.5	0	2	1	0
51 Jovan Swann	13	60.0	16.5	6.5	0	1	1
4 Bailey Bennett	13	55.5	7.5	0	2	1	1
89 Cameron Tidd	13	55.0	13.5	5	0	1	1
32 Connor Steeb	13	52.0	1.0	0	1	0	0
41 Jackson Sodrel	13	49.5	5.0	1	1	0	1

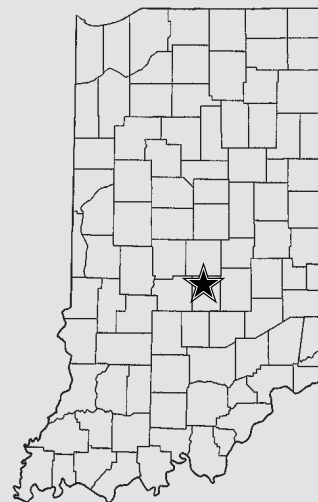
State Finals History

State Champion: **(1)** 2008 (5A)
 Runner-Up: **(1)** 2000 (5A)
 Appearances: **(3)** 2000 (5A), 2008 (5A), 2015 (6A)



Eric Moore
 Head Coach

160-54 (16th year)
 208-59 (21st year overall)



Team Facts

City/Town: Greenwood
 County: Johnson
 Superintendent: Dr. Rich Arkanoff
 Principal: Doug Bird
 Athletic Director: Jon Zwitt
 Asst. Athletic Director: Scott Knapp
 Athletic Secretary: Joanny Tolle
 Head Coach: Eric Moore
 Assistant Coaches: Chad Daniels, Tom Blanck, Kevin Dietel, Troy Dice, Drew Garrison, Monty Goines, Nick Lyon, Andy Moore, Matt Patterson, Joe Siderewicz, Ryan Spoonmore, Brad Timmons, Barry Bolin, Matt Adams, Bryan Anderson, Ed Brickley, Nick Stoner
 Athletic Trainers: Dave Buchholz, Brittany Mann
 Student Managers: Brook Waskom, Lindsey Thomas, Nate Pence, Phillip Hopson, Brock Mullens
 Offensive Formation: Wing-T
 Defensive Formation: 4-3 Under/Over
 Colors: Red and White
 Conference: Metropolitan Interscholastic
 Enrollment: 2,468
 Last Year's W-L Record: 9-4

Season Results (13-0)

8/21	Warren Central	W	42-38
8/28	Whiteland	W	37-0
9/4	at Carmel	W	24-21
9/11	Ben Davis	W	31-19
9/18	vs. North Central (Indpls.)	W	38-7
9/25	at Lawrence Central	W	44-26
10/2	Pike	W	59-14
10/9	Lawrence North	W	17-7
10/16	Indianapolis Cathedral	W	7-0

Sectional

10/23	at Columbus North	W	34-7
10/30	Jeffersonville	W	56-6

Regional

11/6	at Warren Central	W	24-13
------	-------------------	---	-------

Semi-State

11/13	Avon	(2OT) W	35-34
-------	------	---------	-------

DEPTH CHART Please list your two-deeps at each position.

DEFENSE:

1ST TEAM			2ND TEAM		
51	JAVON SWANN	DL	91	SAM PRATT	DL
89	CAM TIDD	DL	73	SETH FERNANDO	DL
45	DAN ROOT	DL	17	PARKER FERGUSON	DL
3	Devin Wilson	DL	44	ZACH WELLS	DL
28	SAM BOLIN	LB	20	Cole Williams	LB
55	NATE ARBUCKLE	LB	19	CAMERON PETTY	LB
4	BAILEY BENNETT	LB	27	NATE WEISHAAR	LB
33	TYLER PENCE	DB	35	ZACK STAMBAUGH	DB
32	CONNOR STEEB	DB	37	LOGAN BONTRAGER	DB
7	BLAKE MORAN	DB	31	JOSH HALL	DB
8	WILL SMITHEY	DB	38	CORBIN LAQUE	DB

OFFENSE

1ST TEAM			2ND TEAM		
1	JOEY SIDEREWICZ	QB	9	JACK KELLAMS	QB
30	TITUS MCCOY	RB	42	Ethan Huntzinger	RB
29	TEVOR HOHLT	RB	34	TRISTON CLARK	RB
14	JACK HOHLT	RB	27	BRETT MAURER	RB
			22	LEE CLINKER	RB
56	CHRIS BARNETT	OL	70	ETHAN HART	OL
77	John Richardson	OL	64	HARRISON HOLT	OL
67	BAILY SMITH	OL	54	TYLER OLSTON	OL
66	NICK DAVIS	OL	52	Justin Tolle	OL
71	CLAY HADLEY	OL	53	AJ Snow	OL
97	CORY HEINRICHS	TE	80	CORBIN SMITH	TE
99	NATE SNYDER	K	65	Jacob Limbaugh	LS
98	DREW CONRAD	P	98	DREW CONRAD	H
8	WILL SMITHEY	PUNT RETURN			
32	CONNOR STEEB	PUNT RETURN			

HEAD COACH PROFILE

Name: Eric Moore
Age: 54
Spouse's Name: Brandy Keen Moore
Years Married: 16
Children's Names, Ages: Tyson 22, Hannah 21, Jackson 15, Hayden 11, Sydney 9
Current Occupation, Employer: Center Grove School Corporation
No. of Yrs.: 16
If a teacher, what subjects and grades do you teach: Physical Education 9-12

Education

High School Attended, Year Graduated: Edgewood 1979
College Attended, Year Graduated: Indiana University 1985
Degree(s) / Major: Education

Athletic Participation

Sport	High School Years (ie: 1972, 73)	College Years (ie: 1976, 77)
Football /Basketball	1976-78	Football 1980-85

As a high school or college player, have you ever competed in a State or National Championship Event in any sport?

If yes, please give details:

No

Coaching Experience (Football Only)

Years as Varsity Head Coach at Current School (ie: 5 years): 16
Actual Years as Varsity Head Coach at Current School (ie: 1996-2000): 1999-2015
Record as Varsity Head Coach at Current School: 160-54
Overall Varsity Head Coaching Record: 208-59
Do you coach any other sports at your school? Head Boys Track Coach (2011 State Champs)

Please list below where you've coached during your career starting with your current position:

School	Head / Asst.	No. of Years (ie: 5)	Actual Years (ie: 1992-present)
Center Grove High School	Head	16	1999-present
Charlotte High School	Asst	12	1986
Punta Gorda, Florida	Head Coach	4	
Columbus Central Middle School	Head 7 th gr.	1	1985

Tournament Championships (As the Varsity Head Coach, list years your team won):

Sectional: 2000, 2002, 2003, 2008, 2009, 2011, 2012, 2013, 2014, 2015
Regional: 2000, 2002, 2003, 2008, 2009, 2011, 2012, 2013, 2014, 2015
Semi-State: 2000, 2008, 2015
State Championship: 2008

Something Interesting About You Personally Or Professionally That People Might Not Know: I drive pace / parade cars at the Indianapolis Motor Speedway. I love NASCAR and love to travel to different tracks and watch racing, sprint cars to Indy cars. I also like collecting antiques.

IHSAA State Championship Game Scores

Year	State Champion	Coach	Rec	Runner-Up	Coach	Rec	Score
1973-74	3A South Bend Washington	Bob Van Camp	12-0	Indianapolis Cathedral	Mike McGinley	11-1	19-13
	2A Greenfield-Central	Clayton Myers	12-0	Blackford	Eldon Leeth	9-3	21-12
	A Mishawaka Marian	Mike Hecklinski	10-2	Providence	Gene Sartini	11-1	21-14
1974-75	3A Indianapolis Washington	Bob Springer	12-0	Mishawaka	Bill Doba	10-2	19-12
	2A Blackford	Eldon Leeth	12-0	Boonville	Bill Harrawood	10-2	28-14
	A Garrett	David Wiant	11-0	North Knox	Jim Beery	9-3	20-6
1975-76	3A Valparaiso	Tom Stokes	12-0	Carmel	Dick Dullaghan	11-1	14-13
	2A Mishawaka Marian	Mike Hecklinski	11-0	Greenfield-Central	Clayton Myers	9-3	34-0
	A Lawrenceburg	Dick Meador	11-1	Wes-Del	Dave Land	11-1	28-14
1976-77	3A Merrillville	Ken Haupt	11-1	Indianapolis Cathedral	Mike McGinley	12-1	28-24
	2A Mishawaka Marian	Mike Hecklinski	12-0	Jasper	Jerry Brewer	12-1	34-7
	A Lafayette Central Catholic	Paul LaRocca	11-2	Lawrenceburg	Dick Meador	11-2	8-6
1977-78	3A Portage	Les Klein	12-1	Evansville Reitz	Bob Padgett	12-1	33-14
	2A Plymouth	Bill Nixon	13-0	Jasper	Jerry Brewer	12-1	21-14 2OT
	A Indianapolis Cardinal Ritter	Duffy Hagist	11-1	Tippecanoe Valley	Charles Smith	12-1	15-6
1978-79	3A Carmel	Dick Dullaghan	13-0	Fort Wayne Bishop Dwenger	Larry Bartolameo	12-1	35-18
	2A Goshen	Ken Mirer	12-1	Brownsburg	Vic Overman	11-2	9-0
	A Lawrenceburg	Dick Meador	13-0	Fountain Central	Dale Hummer	11-2	34-6
1979-80	3A Columbus East	John Stafford	13-0	Hobart	Don Howell	11-1	21-14
	2A Blackford	Charles Lori	13-0	Noblesville	Jim Belden	12-1	24-22
	A Tippecanoe Valley	Charles Smith	13-0	Hamilton Southeastern	David Enright	12-1	44-14
1980-81	3A Carmel	Jim Belden	13-0	Hobart	Don Howell	11-2	13-7
	2A Franklin Central	Chuck Stephens	13-0	NorthWood	James Andrews	11-2	19-13
	A Sheridan	Larry Wright	13-0	North Judson	Russ Radtke	12-1	27-0
1981-82	3A Carmel	Jim Belden	14-0	Fort Wayne Snider	Mike Hawley	13-1	27-0
	2A Franklin Central	Chuck Stephens	12-1	Goshen	Ken Mirer	11-1	34-20
	A Hamilton Southeastern	Dave Enright	11-0	Woodlan	Leland Etzler	8-3	7-6
1982-83	3A Castle	John Lidy	14-0	Hobart	Don Howell	13-1	26-23
	2A Franklin Central	Chuck Stephens	12-2	McCutcheon	Frank O'Shea	13-1	40-13
	A Oak Hill	Terry Lichtenberg	13-1	Southridge	Bob Hawkins	11-3	14-7
1983-84	4A Penn	Chris Geesman	14-0	Indianapolis Washington	Bob Springer	13-1	25-14
	3A Fort Wayne Bishop Dwenger	Andy Johns	14-0	Roncalli	Bill Kuntz	12-2	22-21
	2A Indianapolis Bishop Chatard	Chuck Schwanekamp	14-0	Fort Wayne Bishop Luers	Steve Keefer	9-5	20-16
1984-85	4A Warren Central	Jerry Stauffer	14-0	Hobart	Don Howell	13-1	28-8
	3A Brownsburg	Mike Godan	14-0	Concord	Tom Conn	10-4	17-12
	2A Indianapolis Bishop Chatard	Chuck Schwanekamp	13-1	West Lafayette	Ernie Beck	11-3	35-7
1985-86	4A Warren Central	Jerry Stauffer	14-0	Valparaiso	Mark Hoffman	12-2	41-7
	3A Brownsburg	Mike Godan	14-0	Hobart	Don Howell	13-1	23-17
	2A Fort Wayne Bishop Luers	Steve Keefer	11-3	Lawrenceburg	Glenn Crocker	13-1	25-7
1986-87	4A Eastern Hancock	Bob Copeland	13-1	Jimtown	Bill Sharpe	11-2	20-7
	5A Carmel	Jim Belden	14-0	Fort Wayne Snider	Mike Hawley	13-1	20-17 OT
	4A DeKalb	Dale Hummer	13-1	Franklin Central	Chuck Stephens	12-2	28-7
1988-89	3A Indianapolis Cathedral	Mike McGinley	12-2	NorthWood	Jim Andrews	12-2	12-0
	2A Whitko	Bryan Sprunger	14-0	Tell City	Mike Spencer	10-4	26-0
	A South Putnam	Mark Wildman	11-3	North Judson	Russ Radtke	13-1	29-21

1987-88	5A	Ben Davis	Dick Dullaghan	12-2	Highland	Dave Shelbourne	9-5	14-7
	4A	Hobart	Don Howell	14-0	Jasper	Jerry Brewer	13-1	31-0
	3A	Zionsville	Rick Wimmer	14-0	Elwood	Mark Hughes	12-2	23-7
	2A	Rochester	Mark Miller	12-2	Indianapolis Cardinal Ritter	Rick Carrico	12-2	23-20
	A	Sheridan	Larry Wright	12-2	Jimtown	Bill Sharpe	12-1	10-0
1988-89	5A	Ben Davis	Dick Dullaghan	14-0	Marion	Mark Surface	13-1	43-0
	4A	Goshen	Randy Robertson	14-0	Franklin Central	Chuck Stephens	11-3	24-10
	3A	Roncalli	Bill Sylvester	12-2	Tipton	Mike Tolle	11-3	14-13
	2A	Western Boone	Jeff Pearson	13-1	South Spencer	Jerry Denstorff	12-2	14-7
	A	Sheridan	Larry Wright	14-0	Bremen	Martin Huber	11-3	59-0
1989-90	5A	Carmel	Jim Belden	13-1	Penn	Chris Geesman	13-1	10-7
	4A	Hobart	Don Howell	13-1	Franklin Central	Chuck Stephens	12-2	17-7
	3A	Hammond Bishop Noll	Jerry Vlastic	13-1	Roncalli	Bill Sylvester	10-4	20-14
	2A	Fort Wayne Bishop Luers	Matt Lindsay	12-2	Tri-West Hendricks	Mike Gillin	13-1	24-22
	A	Bremen	John Kucela	11-3	Springs Valley	Bill Harris	13-1	31-8
1990-91	5A	Ben Davis	Dick Dullaghan	13-1	Marion	Mark Surface	13-1	37-3
	4A	Franklin Central	Chuck Stephens	14-0	Hobart	Don Howell	13-1	34-14
	3A	Fort Wayne Bishop Dwenger	Andy Johns	14-0	New Palestine	Marvin Shepler	12-2	56-14
	2A	Indianapolis Sccecina	Ott Hurrle	9-5	River Forest	Tom Redman	11-3	28-27
	A	South Decatur	Ken Wendling	13-0	Southwood	David Wilhelm	12-2	44-15
1991-92	5A	Ben Davis	Dick Dullaghan	14-0	Penn	Chris Geesman	13-1	38-14
	4A	Hobart	Don Howell	13-1	Seymour	Joe Goodman	12-2	20-0
	3A	Fort Wayne Bishop Dwenger	Andy Johns	13-1	Indianapolis Cathedral	Rick Streiff	11-3	34-27
	2A	Indianapolis Sccecina	Ott Hurrle	11-3	Fort Wayne Bishop Luers	Matt Lindsay	8-6	20-17
	A	Jimtown	Bill Sharpe	12-1	Indianapolis Cardinal Ritter	Vince Lorenzano	9-5	13-7
1992-93	5A	Fort Wayne Snider	Russ Isaacs	14-0	Ben Davis	Dick Dullaghan	12-2	24-21
	4A	Harrison (West Lafayette)	A.J. Rickard	13-1	Fort Wayne Wayne	Mark Newlin	10-4	21-3
	3A	Indianapolis Cathedral	Rick Streiff	12-2	Northwestern	Dan Robinson	13-1	33-14
	2A	Fort Wayne Bishop Luers	Matt Lindsay	13-1	Westfield	Dick Parker	12-2	17-0
	A	Sheridan	Larry Wright	10-4	Indianapolis Cardinal Ritter	Vince Lorenzano	8-6	6-0
1993-94	5A	Bloomington South	Mo Moriarity	14-0	Lake Central	Elmer Britton	11-3	33-27
	4A	Hobart	Don Howell	13-1	East Central	Rod Ballart	13-1	31-18
	3A	Roncalli	Bruce Scifres	14-0	NorthWood	Rich Dodson	13-1	14-12
	2A	West Lafayette	Ernie Beck	14-0	Providence	Gene Sartini	11-3	22-7
	A	North Miami	Bob Bridge	11-3	West Washington	Todd Pritchett	11-3	37-16
1994-95	5A	Castle	John Lidy	12-2	Portage	Craig Buzea	13-1	30-12
	4A	East Central	Rod Ballart	14-0	DeKalb	Ron Kock	13-1	35-0
	3A	Roncalli	Bruce Scifres	12-2	Tipton	Mike Tolle	12-2	35-14
	2A	Bremen	Martin Huber	12-2	Evansville Mater Dei	Frank Will	11-3	38-10
	A	North White	Jim Davis	14-0	Sheridan	Larry Wright	11-3	34-7
1995-96	5A	Penn	Chris Geesman	14-0	Evansville North	Mike Wilson	13-1	35-13
	4A	Fort Wayne Wayne	Mark Newlin	12-2	Franklin County	Kent Grider	12-2	28-8
	3A	South Bend St. Joseph's	Frank Amato	14-0	Jasper	Jerry Brewer	13-1	28-0
	2A	North Montgomery	Charley German	13-1	Bremen	Martin Huber	12-2	20-17
	A	Carroll (Flora)	John Hendryx	13-1	Tri-West Hendricks	Mark Haste	12-2	26-13
1996-97	5A	Penn	Chris Geesman	13-1	Ben Davis	Dick Dullaghan	12-2	17-14
	4A	Indianapolis Cathedral	Rick Streiff	14-0	Hobart	Don Howell	12-2	27-7
	3A	Zionsville	Larry McWhorter	14-0	Fort Wayne Bishop Dwenger	Andy Johns	12-2	14-7
	2A	North Montgomery	Charley German	13-1	Fort Wayne Bishop Luers	Matt Lindsay	8-6	37-34
	A	Tri-West Hendricks	Mark Haste	14-0	Carroll (Flora)	John Hendryx	13-1	37-14
1997-98	5A	Penn	Chris Geesman	14-1	Bloomington South	Mo Moriarity	14-1	21-20
	4A	Griffith	Russ Radtke	14-1	Hamilton Southeastern	Rob Cutter	13-2	49-7
	3A	Indianapolis Bishop Chatard	Craig Barr	14-1	Andean	Ted Karras, Jr.	12-2	27-24
	2A	Jimtown	Bill Sharpe	15-0	Clarksville	Dennis Hawkins	10-4	63-0
	A	Pioneer	Mike Johnson	15-0	Knightstown	Don Willard	14-1	49-21
1998-99	5A	Bloomington South	Mo Moriarity	14-0	Homestead	Cary Cavacini	14-1	35-14
	4A	Indianapolis Cathedral	Rick Streiff	13-2	Concord	Tim Dawson	10-5	38-7
	3A	Indianapolis Bishop Chatard	Craig Barr	13-2	NorthWood	Rich Dodson	11-4	23-6
	2A	Jimtown	Bill Sharpe	15-0	Western Boone	Jeff Pearson	14-1	28-0
	A	Sheridan	Larry Wright	14-1	North White	Jim Davis	12-3	56-33
1999-00	5A	Ben Davis	Dick Dullaghan	15-0	Penn	Chris Geesman	13-2	27-3
	4A	Indianapolis Cathedral	Rick Streiff	13-2	Goshen	Brad Park	12-3	24-21
	3A	Roncalli	Bruce Scifres	15-0	Norwell	Gary Scott	13-2	24-14
	2A	Fort Wayne Bishop Luers	Matt Lindsay	13-2	Danville	Bob Copeland	14-1	38-6
	A	Lafayette Central Catholic	Scott Muncy	14-0	Perry Central	Terry Wagner	12-3	59-7
2000-01	5A	Penn	Chris Geesman	14-1	Center Grove	Eric Moore	13-2	21-0
	4A	East Noble	Tim Able	14-1	Plainfield	Chuck Schwaneckamp	14-1	28-7
	3A	Heritage Hills	Bob Clayton	15-0	Zionsville	Larry McWhorter	11-4	27-24 OT
	2A	Evansville Mater Dei	Mike Goebel	15-0	Fort Wayne Bishop Luers	Matt Lindsay	14-1	56-10
	A	Adams Central	Rick Minnich	12-3	Attica	David McDonald	14-1	29-21
2001-02	5A	Ben Davis	Dick Dullaghan	15-0	Valparaiso	Mark Hoffman	13-2	35-16
	4A	Jasper	Jerry Brewer	13-1	Delta	Grant Zgunda	13-2	35-20
	3A	Indianapolis Bishop Chatard	Tom Dilley	11-4	Andean	Jeff Karras	13-2	3-0
	2A	Fort Wayne Bishop Luers	Matt Lindsay	14-0	Evansville Mater Dei	Mike Goebel	14-1	57-29
	A	Southern Wells 30	Mark Lefebvre	14-1	Perry Central	Mike Spencer	14-1	30-7

2002-03	5A	Ben Davis	Dick Dullaghan	12-3	Fort Wayne Snider	Russ Isaacs	13-1	31-7	
	4A	Roncalli	Bruce Scifres	10-4	Fort Wayne Bishop Dwenger	Chris Svarczkopf	13-2	24-21	
	3A	Indianapolis Bishop Chatard	Tom Dilley	15-0	Andrean	Wally McCormack	13-2	31-12	
	2A	Fort Wayne Bishop Luers	Matt Lindsay	12-3	Southridge	Brad Hanner	12-3	36-30	
	A	Southwood	Terry Siddall	13-1	South Putnam	Mark Wildman	12-3	17-14	
2003-04	5A	Warren Central	Kevin Wright	13-2	Penn	Cory Yeoman	13-2	57-7	
	4A	Roncalli	Bruce Scifres	12-3	East Noble	Chris DePew	14-1	17-0	
	3A	Indianapolis Bishop Chatard	Vince Lorenzano	14-1	NorthWood	Rich Dodson	11-4	49-0	
	2A	Tri-West Hendricks	Mark Haste	14-1	Harding	Sherwood Haydock	13-2	41-36	
	A	Indianapolis Cardinal Ritter	Jim Boswell	12-2	Seeger	Brian Moore	14-1	28-0	
2004-05	5A	Warren Central	Kevin Wright	14-1	Fort Wayne Snider	Russ Isaacs	14-1	35-23	
	4A	Roncalli	Bruce Scifres	13-2	Wawasee	Joe Rietveld	13-2	25-10	
	3A	Andrean	Brett St. Germain	13-2	Heritage Hills	Bob Clayton	14-1	21-14	
	2A	Tri-West Hendricks	Mark Haste	15-0	Eastbrook	Jeff Adamson	14-1	62-21	
	A	Seeger	Brian Moore	15-0	Indianapolis Cardinal Ritter	Jim Boswell	10-5	20-7	
2005-06	5A	Warren Central	Kevin Wright	14-1	Hamilton Southeastern	Rob Cutter	11-4	55-20	
	4A	Lowell	Kirk Kennedy	11-4	Roncalli	Bruce Scifres	12-3	28-27	
	3A	NorthWood	Rich Dodson	9-6	Indianapolis Bishop Chatard	Vince Lorenzano	12-3	7-0	
	2A	Jimtown	Bill Sharpe	14-1	North Posey	Joe Gengelbach	12-3	35-7	
	A	Sheridan	Larry Wright	13-2	Knightstown	Don Willard	14-1	21-7	
2006-07	5A	Warren Central	Steve Tutsie	15-0	Carmel	Mo Moriarity	12-3	35-14	
	4A	Indianapolis Cathedral	Jim O'Hara	13-2	Concord	Tim Dawson	14-1	38-14	
	3A	Indianapolis Bishop Chatard	Vince Lorenzano	14-1	Norwell	Jeff Miller	14-1	7-0	
	2A	Harding	Sherwood Haydock	12-3	Southridge	Kelly Murphy	12-3	20-7	
	A	Sheridan	Larry Wright	15-0	Indianapolis Cardinal Ritter	Ty Hunt	13-2	34-28 OT	
2007-08	5A	Carmel	Mo Moriarity	13-2	Pike	Derek Moyers	14-1	16-7	
	4A	Evansville Reitz	John Hart	15-0	Lowell	Kirk Kennedy	13-2	33-14	
	3A	Indianapolis Bishop Chatard	Vince Lorenzano	12-3	South Bend St. Joseph's	Kevin Downey	12-3	31-7	
	2A	Fort Wayne Bishop Luers	Matt Lindsay	11-4	Heritage Christian	Ron Qualls	13-2	21-6	
	A	Sheridan	Larry Wright	15-0	Rockville	Herb King	14-1	34-28	
Lucas Oil Stadium									
2008-09	5A	Center Grove	Eric Moore	14-1	Carmel	Mo Moriarity	13-2	36-33	
	4A	Indianapolis Cathedral	Rick Streiff	12-2	Fort Wayne Bishop Dwenger	Chris Svarczkopf	14-1	10-7	
	3A	Bellmont	Toney Bergman	14-1	Evansville Memorial	John Hurley	12-3	28-14	
	2A	Heritage Christian	Ron Qualls	14-1	Cass	Scott Mannering	13-2	17-14	
	A	Indianapolis Cardinal Ritter	Ty Hunt	15-0	Sheridan	Larry Wright	13-2	34-27	
2009-10	5A	Warren Central	John Hart	13-2	Carmel	Mo Moriarity	13-2	42-36 2OT	
	4A	Evansville Reitz	Tony Lewis	15-0	Lowell	Kirk Kennedy	13-2	23-9	
	3A	West Lafayette	Marshall Overley	15-0	Evansville Memorial	John Hurley	11-4	24-10	
	2A	Fort Wayne Bishop Luers	Matt Lindsay	10-5	Monrovia	Kevin Hutchins	14-1	24-17	
	A	Lafayette Central Catholic	Kevin O'Shea	15-0	Fountain Central	Rick Malone	14-1	52-0	
2010-11	5A	Fishers	Rick Wimmer	14-1	Lawrence Central	Jayson West	13-2	38-19	
	4A	Indianapolis Cathedral	Rick Streiff	12-3	Fort Wayne Bishop Dwenger	Chris Svarczkopf	13-1	31-20	
	3A	Indianapolis Bishop Chatard	Vince Lorenzano	11-4	South Bend St. Joseph's	Ben Downey	9-6	28-14	
	2A	Fort Wayne Bishop Luers	Matt Lindsay	14-1	North Putnam	Greg Barrett	14-1	26-14	
	A	Lafayette Central Catholic	Kevin O'Shea	15-0	Fountain Central	Rick Malone	13-2	31-6	
2011-12	5A	Carmel	Kevin Wright	14-1	Penn	Cory Yeoman	14-1	54-0	
	4A	Indianapolis Cathedral	Rick Streiff	12-3	South Bend Washington	Antwon Jones	11-4	42-7	
	3A	Indianapolis Bishop Chatard	Vince Lorenzano	13-2	South Bend St. Joseph's	Ben Downey	12-3	21-7	
	2A	Fort Wayne Bishop Luers	Matt Lindsay	13-1	Evansville Mater Dei	Mike Goebel	13-2	41-17	
	A	Lafayette Central Catholic	Kevin O'Shea	15-0	Indianapolis Sccecina	Ott Hurrle	11-4	38-7	
2012-13	5A	Lawrence Central	Jayson West	15-0	Fort Wayne Snider	Kurt Tippmann	14-1	39-14	
	4A	Indianapolis Cathedral	Rick Streiff	10-5	Mishawaka	Bart Curtis	11-4	56-29	
	3A	Indianapolis Bishop Chatard	Vince Lorenzano	13-2	Hamilton Heights	Mitch Street	13-2	30-13	
	2A	Fort Wayne Bishop Luers	Steve Keefer	11-4	Indianapolis Cardinal Ritter	Ty Hunt	14-1	40-28	
	A	Lafayette Central Catholic	Kevin O'Shea	14-1	Indianapolis Sccecina	Ott Hurrle	11-4	14-0	
2013-14	6A	Warren Central	Jayson West	11-3	Carmel	Kevin Wright	10-4	7-6	
	5A	Indianapolis Cathedral	Rick Streiff	10-5	Westfield	Jake Gilbert	12-2	42-18	
	4A	Columbus East	Bob Gaddis	15-0	Fort Wayne Bishop Dwenger	Chris Svarczkopf	11-4	28-27	
	3A	Andrean	Phil Mason	15-0	Brebeuf Jesuit	Mic Roessler	11-4	35-27	
	2A	Indianapolis Cardinal Ritter	Ty Hunt	13-2	Tipton	Aaron Tolle	11-4	56-6	
A	Tri-Central	George Gilbert	14-1	Eastern Hancock	Pat Echeverria	14-1	20-10		
2014-15	6A	Ben Davis	Mike Kirschner	12-2	Carmel	Kevin Wright	13-1	42-24	
	5A	Indianapolis Cathedral	Rick Streiff	9-5	LaPorte	Bob Schellinger	8-6	56-7	
	4A	New Palestine	Kyle Ralph	15-0	New Prairie	Russ Radtke	13-2	77-42	
	3A	Tri-West Hendricks	Chris Coll	14-1	Andrean	Phil Mason	14-1	49-27	
	2A	Rensselaer Central	Chris Meeke	15-0	Evansville Mater Dei	Mike Goebel	14-1	45-21	
A	North Vermillion	Brian Crabtree	15-0	Pioneer	Mike Johnson	13-2	27-26		

Phil N. Eskew & Blake Ress Mental Attitude Award Recipients

The IHSAA Executive Committee awards the Phil N. Eskew & Blake Ress Mental Attitude Awards to an outstanding senior participant in the Football State Finals of each classification. The 6A, 5A and 4A awards are named in honor of the late Phil N. Eskew, third commissioner of the IHSAA, who guided the Association from 1962 to 1976. Under his direction, the IHSAA football tournament was initiated in 1973. Beginning in 2015, the 3A, 2A and 1A awards have been re-named in honor of the IHSAA's seventh commissioner who led the organization from 2000 to 2011. The recipients of this award, nominated by their principal and coach, were determined to have best demonstrated mental attitude, scholarship, leadership and athletic ability in football. Indiana Farm Bureau Insurance will present \$1,000 to the general scholarship fund of the recipient's school.



Year	Class	Recipient	School	Year	Class	Recipient	School	Year	Class	Recipient	School
1973-74	3A	Dave Zapp	Indianapolis Cathedral	1990-91	5A	Kasey Clevenger	Marion	2003-04	5A	Wade Iams	Penn
	2A	Leroy Robbins	Blackford		4A	LaRon Moore	Franklin Central		4A	Jeff Wedding	East Noble
	A	John Davis	Mishawaka Marian		3A	Brian Baker	Fort Wayne Bishop Dwenger		3A	Josh Sabo	Northwood
1974-75	3A	Scot Shaw	Mishawaka	1991-92	2A	Anthony Alfano	River Forest	2004-05	2A	T.J. Siple	Tri-West Hendricks
	2A	Richard Goings	Boonville		A	Shawn Blaich	South Decatur		A	Thomas Marshall	Seeger
	A	Paul Russell	Garrett		5A	Chris Ings	Ben Davis		5A	Andrew Gregory	Fort Wayne Snider
1975-76	3A	Tom Smith	Valparaiso	1992-93	4A	Frank Maggio	Hobart	2005-06	4A	Kory Lantz	Wawasee
	2A	David O'Connor	Mishawaka Marian		3A	Marcus Thorne	Indianapolis Cathedral		3A	Bryce Pund	Heritage Hills
	A	Kevin Keller	Wes-Del		2A	Toby Jacobs	Indianapolis Seccina		2A	Rob Bragg	Eastbrook
1976-77	3A	Randall Shuman	Merrillville	1993-94	A	Mark Franco	Indianapolis Cardinal Ritter	2006-07	A	Spencer King	Indianapolis Cardinal Ritter
	2A	Kevin Altman	Jasper		5A	Chris Rickenbach	Ben Davis		5A	Chris Summers	Hamilton Southeastern
	A	Thomas Weber	Lafayette Central Catholic		4A	Chad Welch	Harrison (West Lafayette)		4A	Nick Banich	Roncalli
1977-78	3A	Bob Stephenson	Evansville Reitz	1994-95	3A	Jeremy VanKley	Northwestern	2007-08	3A	Kevin Ball	Indianapolis Bishop Chatard
	2A	Pete Buchanan	Plymouth		2A	Jeff Goeglein	Fort Wayne Bishop Luers		2A	Ryan Kerney	North Posey
	A	Ray Rockhill	Tippecanoe Valley		A	Shelly Zachery	Sheridan		A	Matt Cox	Knightstown
1978-79	3A	David Broecker	Carmel	1995-96	2A	Daniel Provonsha	West Lafayette	2008-09	2A	Jacob Kahle	Southridge
	2A	Tom Bailey	Goshen		A	Matthew Roland	North Miami		A	Taylor Scott	Sheridan
	A	Brian Way	Lawrenceburg		5A	Vince Lidy	Castle		5A	Cameron Lowry	Pike
1979-80	3A	Blair Kiel	Columbus East	1996-97	4A	Brad Weber	DeKalb	2009-10	4A	Zakary Kissel	Evansville Reitz
	2A	Kent Shelby	Noblesville		3A	Brian Winkleman	Tipton		3A	Mitchell Speer	South Bend St. Joseph's
	A	Mark Shireman	Tippecanoe Valley		2A	Jim Schroeder	Evansville Mater Dei		2A	Josh Mills	Heritage Christian
1980-81	3A	Scott Freckelton	Hobart	1997-98	A	Doug Morris	North White	2010-11	A	Zachary Clapp	Rockville
	2A	Kevin Mullet	NorthWood		5A	Matt Geesman	Penn		5A	Luke Swift	Center Grove
	A	Jeff Greer	Sheridan		4A	Wes Gillman	Franklin County		4A	Joe Colone	Fort Wayne Bishop Dwenger
1981-82	3A	Mark Sarno	Carmel	1998-99	3A	Greg Schnarr	Jasper	2011-12	3A	Andrew Theising	Evansville Memorial
	2A	Kent Yoder	Goshen		2A	Jason Guinn	North Montgomery		2A	Brady Tolle	Cass
	A	Jeffrey Berning	Woodlan		A	James Hanlin	Tri-West Hendricks		A	Brent Hume	Sheridan
1982-83	3A	Patrick Lockyear	Castle	1999-00	5A	Manley Glick	Homestead	2012-13	5A	Patrick Adkins	Penn
	2A	Burt Austin	Franklin Central		4A	Russ Mann	Concord		4A	Jacob Bailey	Indianapolis Cathedral
	A	Joel Martin	Oak Hill		3A	Brad Greenlee	NorthWood		3A	Max VanVliet	Indianapolis Bishop Chatard
1983-84	4A	Mark Plencner	Penn	2000-01	2A	Craig Hisey	Jimtown	2013-14	2A	Andrew Morken	Fort Wayne Bishop Luers
	3A	Pat Spencer	Roncalli		A	Travis Delph	Sheridan		A	John Schrader	Lafayette Central Catholic
	2A	Mike Hackman	Indianapolis Bishop Chatard		5A	Jeremy Chandler	Ben Davis		5A	Adam Whisler	Fort Wayne Snider
1984-85	3A	Pat Spencer	Indianapolis Bishop Chatard	2001-02	4A	Matt Hasbrook	Indianapolis Cathedral	2014-15	4A	Sam Schrader	Mishawaka
	A	Brian Nehrig	Fountain Central		3A	Nicholas Worden	Norwell		3A	Corey Beck	Hamilton Heights
	4A	Antonino Maggio	Hobart		2A	Jeremiah Lane	Danville		2A	Joseph Sweeney	Indianapolis Cardinal Ritter
1985-86	3A	Steve Gordon	Concord	2002-03	A	Zachary Wagner	Perry Central	2015-16	A	Jimmy Mills	Lafayette Central Catholic
	2A	Michael Funk	West Lafayette		5A	Justin Smith	Penn		6A	Vic Roe	Carmel
	A	Derry Zachery	Sheridan		4A	Cory Partlow	Plainfield		5A	Mitch Turley	Westfield
1986-87	5A	Jeff George	Warren Central	2003-04	3A	Adam Kress	Heritage Hills	2016-17	4A	Seth Frownfelter	Columbus East
	4A	Patrick McEuen	Hobart		2A	Dominic Faraone	Evansville Mater Dei		3A	Eddie Barks	Brebeuf Jesuit
	3A	Brad Traviolia	Wawasee		A	Josh Smith	Attica		2A	Dan Fesenmeier	Indianapolis Cardinal Ritter
1987-88	2A	Cal Miller	Fort Wayne Bishop Luers	2004-05	5A	Marcus Heminger	Fort Wayne Snider	2017-18	A	Sam Carlton	Eastern Hancock
	A	Cary Starnal	Jimtown		4A	Tyler Warner	Roncalli		6A	Nate Thompson	Carmel
	5A	Brock Rohrbacher	Fort Wayne Snider		3A	Michael Dury	Indianapolis Bishop Chatard		5A	Jared Thomas	Indianapolis Cathedral
1988-89	4A	Tom Reasoner	Franklin Central	2005-06	2A	Kyle Lindsay	Fort Wayne Bishop Luers	2018-19	4A	David Walbring	New Prairie
	3A	Phil Wilson	NorthWood		A	Peter Wagner	Southern Wells		3A	Nick Sprecher	Tri-West Hendricks
	2A	Gene Smith	Tell City		5A	Matt Handlon	Valparaiso		2A	Rylan Arithood	Rensselaer Central
1989-90	A	Matt Vessely	North Judson	2006-07	4A	Alex Hensley	Jasper	2019-20	A	Parker Englert	Pioneer
	5A	Mike Stuckert	Highland		3A	Casey Nowinski	Andean		5A	Jared Thomas	Indianapolis Cathedral
	4A	Mike Golarz	Hobart		2A	Kyle Lindsay	Fort Wayne Bishop Luers		4A	David Walbring	New Prairie
1990-91	3A	Rob Schein	Zionsville	2007-08	A	Peter Wagner	Southern Wells	2020-21	3A	Nick Sprecher	Tri-West Hendricks
	2A	Tim Walker	Rochester		5A	Marcus Heminger	Fort Wayne Snider		2A	Rylan Arithood	Rensselaer Central
	A	Jeff Durham	Sheridan		4A	Tyler Warner	Roncalli		A	Parker Englert	Pioneer
1991-92	3A	Rob Schein	Zionsville	2008-09	3A	Michael Dury	Indianapolis Bishop Chatard	2021-22	5A	Eric Kline	Penn
	2A	Tim Walker	Rochester		2A	Brett Bueltel	Southridge		4A	Tim Back	Franklin Central
	A	Jeff Durham	Sheridan		A	Kole Ames	South Putnam		3A	Stan Lawrie	Roncalli
1992-93	3A	Rob Schein	Zionsville	2009-10	5A	Marcus Heminger	Fort Wayne Snider	2022-23	2A	Rori Chaney	Tri-West Hendricks
	2A	Tim Walker	Rochester		4A	Tyler Warner	Roncalli		A	Joe Clark	Springs Valley
	A	Jeff Durham	Sheridan		3A	Michael Dury	Indianapolis Bishop Chatard				

State Finals Superlatives

The Last Time It Happened in a State Championship Game...

INDIVIDUAL

Rushing

Rushed for 200 yards or more: 282 by James Young, New Palestine vs. New Prairie, 2014 (4A); 218 by Wesley Cook, Tri-West Hendricks vs. Andean, 2014 (3A).

Rushed for 250 yards or more: 282 by James Young, New Palestine vs. New Prairie, 2014 (4A).

Rushed for 300 yards or more: 317 by Desmond Tardy, Warren Central vs. Penn, 2003 (5A).

Quarterback rushed for 100 yards or more: 178 by Alex Neligh, New Palestine vs. New Prairie, 2014 (4A).

Quarterback rushed for 150 yards or more: 178 by Alex Neligh, New Palestine vs. New Prairie, 2014 (4A).

Rushed 25 times or more: 29 by Rylan Arihood, Rensselaer Central vs. Evansville Mater Dei, 2014 (2A); 27 by Tyler Weller, New Prairie vs. New Palestine, 2014 (4A).

Rushed 30 times or more: 32 by Markell Jones, Columbus East vs. Fort Wayne Bishop Dwenger, 2013 (4A).

Rushed for three TDs: Evan Christopher, Indianapolis Cathedral vs. LaPorte, 2014 (5A); Alex Neligh, New Palestine vs. New Prairie, 2014 (4A); Wesley Cook, Tri-West Hendricks vs. Andean, 2014 (3A).

Rushed for four TDs or more: 4 by Tyler Weller, New Prairie vs. New Palestine, 2014 (4A).

Had a run of 50 yards or more: 98 by James Young, New Palestine vs. New Prairie, 2014 (4A); 67 by Tyler Weller, New Prairie vs. New Palestine, 2014 (4A); 66 by Keith Nies, Pioneer vs. North Vermillion, 2014 (A); 65 by Justin Mersch, Pioneer vs. North Vermillion, 2014 (A); 63 by Wesley Cook, Tri-West Hendricks vs. Andean, 2014 (3A).

Had a run of 60 yards or more: 98 by James Young, New Palestine vs. New Prairie, 2014 (4A); 67 by Tyler Weller, New Prairie vs. New Palestine, 2014 (4A); 66 by Keith Nies, Pioneer vs. North Vermillion, 2014 (A); 65 by Justin Mersch, Pioneer vs. North Vermillion, 2014 (A); 63 by Wesley Cook, Tri-West Hendricks vs. Andean, 2014 (3A).

Had a run of 70 yards or more: 98 by James Young, New Palestine vs. New Prairie, 2014 (4A).

Had a run of 80 yards or more: 98 by James Young, New Palestine vs. New Prairie, 2014 (4A).

Had a run of 90 yards or more: 98 by James Young, New Palestine vs. New Prairie, 2014 (4A).

Passing

Passed for 300 yards or more: 335 by Connor Barthel, Indianapolis Cathedral vs. Fort Wayne Bishop Dwenger, 2010 (4A).

Passed for 400 yards or more: 423 by Ross Hendrickson, Indianapolis Cardinal Ritter vs. Sheridan, 2008 (1A).

Attempted 40 passes or more: 42 by Aaron Banks, Brebeuf Jesuit vs. Andean, 2013 (3A).

Attempted 50 passes or more: 53 by Jake Schiff, Evansville Mater Dei vs. Fort Wayne Bishop Luers, 2012 (2A).

Completed 20 passes or more: 22 by Jake Hendershot, Tri-West Hendricks vs. Andean, 2014 (3A); 21 by Jake Paliga, Andean vs. Tri-West Hendricks, 2014 (3A).

Completed 30 passes or more: 38 by Jake Schiff, Evansville Mater Dei vs. Fort Wayne Bishop Luers, 2001 (2A).

Threw four TDs: Alex Neligh, New Palestine vs. New Prairie, 2014 (4A).

Threw five TDs or more: 5 by Alex Neligh, New Palestine vs. New Prairie, 2014 (4A).

Completed a pass of 50 yards or more: 66 by Max Bortenschlager, Indianapolis Cathedral vs. LaPorte, 2014 (5A); 56 by Kurtis Wilderman, Evansville Mater Dei vs. Rensselaer Central, 2014 (2A); 55 by Alex Neligh, New Palestine vs. New Prairie, 2014 (4A).

Completed a pass of 60 yards or more: 66 by Max Bortenschlager, Indianapolis Cathedral vs. LaPorte, 2014 (5A).

Completed a pass of 70 yards or more: 81 by Jack Roberts, Brebeuf Jesuit vs. Andean, 2013 (3A).

Completed a pass of 80 yards or more: 81 by Jack Roberts, Brebeuf Jesuit vs. Andean, 2013 (3A).

Receiving

Caught seven passes or more: 8 by Jamie Johnson, Andean vs. Tri-West Hendricks, 2014 (3A); 7 by Sean Mullen, Andean vs. Tri-West Hendricks, 2014 (3A); 7 by Peyton Hendershot, Tri-West Hendricks vs. Andean, 2014 (3A); 7 by Casey Coll, Tri-West Hendricks vs. Andean, 2014 (3A).

Caught 10 passes or more: 11 by Adam Kehoe, Carmel vs. Penn, 2011 (5A).

Had 100 yards receiving or more: 130 by Duke Blackwell, New Palestine vs. New Prairie, 2014 (4A), 120 by Jamie Johnson, Andean vs. Tri-West Hendricks, 2014 (3A); 114 by Julian Weidner, Evansville Mater Dei vs. Rensselaer Central, 2014 (2A).

Had 150 yards receiving or more: 168 by Chandler Grau, Brebeuf Jesuit vs. Andean, 2013 (3A).

Caught three TDs or more: 3 by Duke Blackwell, New Palestine vs. New Prairie, 2014 (4A).

Caught a pass of 50 yards or more: 66 by James Schulz, Indianapolis Cathedral vs. LaPorte, 2014 (5A); 56 by Julian Weidner, Evansville Mater Dei vs. Rensselaer Central, 2014 (2A); 55 by Duke Blackwell, New Palestine vs. New Prairie, 2014 (4A).

Caught a pass of 60 yards or more: 66 by James Schulz, Indianapolis Cathedral vs. LaPorte, 2014 (5A).

Caught a pass of 70 yards or more: 81 by Chandler Grau, Brebeuf Jesuit vs. Andean, 2013 (3A).

Caught a pass of 80 yards or more: 81 by Chandler Grau, Brebeuf Jesuit vs. Andean, 2013 (3A).

Total Offense

Had 300 yards total offense or more: 389 by Alex Neligh, New Palestine vs. New Prairie, 2014 (4A) (211 passing, 178 rushing).

Had 400 yards total offense or more: 507 by Ross Hendrickson, Indianapolis Cardinal Ritter vs. Sheridan, 2008 (1A) (423 passing, 84 rushing).

Had 500 yards total offense or more: 507 by Ross Hendrickson, Indianapolis Cardinal Ritter vs. Sheridan, 2008 (1A) (423 passing, 84 rushing).

Had 100 yards or more both passing and rushing: Alex Neligh, New Palestine vs. New Prairie, 2014 (4A) (211 passing, 178 rushing).

All-Purpose

Had 200 all-purpose yards or more: 355 by Wesley Cook, Tri-West Hendricks vs. Andean, 2014 (3A); 303 by Tyler Weller, New Prairie vs. New

Palestine, 2014 (4A); 282 by James Young, New Palestine vs. New Prairie, 2014 (4A); 268 by Jacob Earl, North Vermillion vs. Pioneer, 2014 (A); 234 by Drake Deirdorf, New Prairie vs. New Palestine, 2014 (4A); 216 by Jamie Johnson, Andean vs. Tri-West Hendricks, Andean vs. Tri-West Hendricks, 2014 (3A).

Had 250 all-purpose yards or more: 355 by Wesley Cook, Tri-West Hendricks vs. Andean, 2014 (3A); 303 by Tyler Weller, New Prairie vs. New Palestine, 2014 (4A); 282 by James Young, New Palestine vs. New Prairie, 2014 (4A); 268 by Jacob Earl, North Vermillion vs. Pioneer, 2014 (A).

Had 300 all-purpose yards or more: 355 by Wesley Cook, Tri-West Hendricks vs. Andean, 2014 (3A); 303 by Tyler Weller, New Prairie vs. New Palestine, 2014 (4A).

Scoring

Accounted for four touchdowns or more: 8 by Alex Neligh, New Palestine vs. New Prairie, 2014 (4A) (5 passing, 3 rushing); 4 by Tyler Weller, New Prairie vs. New Palestine, 2014 (4A) (4 rushing); 4 by Wesley Cook Tri-West Hendricks vs. Andean, 2014 (3A) (3 rushing, 1 kickoff return).

Accounted for five touchdowns or more: 8 by Alex Neligh, New Palestine vs. New Prairie, 2014 (4A) (5 passing, 3 rushing).

Accounted for six touchdowns or more: 8 by Alex Neligh, New Palestine vs. New Prairie, 2014 (4A) (5 passing, 3 rushing).

Accounted for seven touchdowns or more: 8 by Alex Neligh, New Palestine vs. New Prairie, 2014 (4A) (5 passing, 3 rushing).

Accounted for eight touchdowns or more: 8 by Alex Neligh, New Palestine vs. New Prairie, 2014 (4A) (5 passing, 3 rushing).

Scored touchdowns three different ways: Mitchell Clayton, Lafayette Central Catholic vs. Perry Central, 1999 (1A) (2 receiving, 1 rushing, 1 interception return). Note: Passing TDs do not count in this category.

Scored touchdowns four different ways: None. Note: Passing TDs do not count in this category.

Defense

Intercepted two passes or more: 2 by Kyree Hollis, Indianapolis Cardinal Ritter vs. Tipton, 2013 (2A).

Intercepted three passes or more: 3 by Wes Kendall, Zionsville vs. Fort Wayne Bishop Dwenger, 1996 (3A).

Returned an interception for a TD: Vaughn DePugh, North Vermillion vs. Pioneer, 2014 (A) (95 yards).

Recovered two fumbles or more: 2 by Austin Fleming, Rensselaer Central vs. Evansville Mater Dei, 2014 (2A); 2 by Braeden Hollowell, North Vermillion vs. Pioneer, 2014 (A).

Recovered a fumble in the endzone: R.C. Hauser, Fishers vs. Lawrence Central, 2010 (5A).

Recorded 15 tackles or more: 15 by Roman Weinzapfel, Evansville Mater Dei vs. Rensselaer Central, 2014 (2A); 15 by Evan Weir, North Vermillion vs. Pioneer, 2014 (A).

Had two sacks or more: 2.5 by Zeth Jumps, North Vermillion vs. Pioneer, 2014 (A); 2 by Darion Howard, Warren Central vs. Carmel, 2013 (6A); 2 by Keivon Larsuel, Warren Central vs. Carmel, 2013 (6A); 2 by Vic Roe, Carmel vs. Warren Central, 2013 (6A).

Had three sacks or more: 4 by Taylor Halstead, Fishers vs. Lawrence Central, 2010 (5A).

Had four sacks or more: 4 by Taylor Halstead, Fishers vs. Lawrence Central, 2010 (5A).

Special Teams

Scored 7 points kicking or more: 11 by Kyle Barton, New Palestine vs. New Prairie, 2014 (4A); 9 by Nathan Ziese, Rensselaer Central vs. Evansville Mater Dei, 2014 (2A); 8 by Vincent Alerding, Indianapolis Cathedral vs. LaPorte, 2014 (5A); 7 by Thomas Tinteria, Tri-West Hendricks vs. Andean, 2014 (3A).

Scored 10 points kicking or more: 11 by Kyle Barton, New Palestine vs. New Prairie, 2014 (4A).

Kicked three field goals or more: 4 by Billy Stumbo, Carmel vs. Penn, 2011 (5A).

Kicked four field goals or more: 4 by Billy Stumbo, Carmel vs. Penn, 2011 (5A).

Kicked a field goal of 50 yards or more: 51 by Ben Allen, Indianapolis Cathedral vs. Concord, 1998 (4A).

Had a punt 50 yards or more: 57 by Kyle Castner, Ben Davis vs. Carmel, 2014 (6A).

Had a punt 60 yards or more: 63 by Joseph Schopper, Indianapolis Cathedral vs. Westfield, 2013 (5A).

Had a punt 70 yards or more: 71 by Dave Miller, Penn vs. Bloomington South, 1997 (5A).

Punted 10 times or more: 15 by Casey Miller, Bremen vs. Sheridan, 1988 (1A).

Returned a punt for a touchdown: 57 yards by Ben Stewart, Indianapolis Cathedral vs. LaPorte vs. 2014 (5A).

Totaled 100 punt return yards or more: 112 by Terry McLaurin, Indianapolis Cathedral vs. Mishawaka, 2012 (4A).

Scored a touchdown off a blocked punt: Jake Purichia, Indianapolis Cardinal Ritter vs. Tipton, 2013 (2A).

Returned a kickoff for a touchdown: Luke Neitzke, Evansville Mater Dei vs. Rensselaer Central, 2014 (2A) (77 yards).

Totaled 100 kickoff return yards or more: 204 by Drake Deirdorf, New Prairie vs. New Palestine, 2014 (4A); 111 by Dawanya Carter, Ben Davis vs. Carmel, 2014 (6A); 105 by Garrett Kuhn, New Palestine vs. New Prairie, 2014 (4A).

TEAM

Rushing

Rushed for 300 yards or more: 462 by New Palestine vs. New Prairie, 2014 (4A); 415 by Pioneer vs. North Vermillion, 2014 (A); 383 by Rensselaer Central vs. Evansville Mater Dei, 2014 (2A); 321 by New Prairie vs. New Palestine, 2014 (4A).

Rushed for 400 yards or more: 462 by New Palestine vs. New Prairie, 2014 (4A); 415 by Pioneer vs. North Vermillion, 2014 (A).

Rushed for 500 yards or more: 575 by Warren Central vs. Penn, 2003 (5A).

Had 50 attempts or more: 67 by Rensselaer Central vs. Evansville Mater Dei, 2014 (2A); 65 by Pioneer vs. North Vermillion, 2014 (A); 63 by New Prairie vs. New Palestine, 2014 (4A); 52 by Indianapolis Cathedral vs. LaPorte, 2014 (5A).

Had four TDs: Ben Davis vs. Carmel, 2014 (6A); Indianapolis Cathedral vs. LaPorte, 2014 (5A).

Had five TDs: Tri-West Hendricks vs. Andean, 2014 (3A).

Had six TDs or more: 6 by New Palestine vs. New Prairie, 2014 (4A); 6 by New Prairie vs. New Palestine, 2014 (4A); 6 by Rensselaer Central vs. Evansville Mater Dei, 2014 (2A).

Had two players with 100 yards or more: New Palestine vs. New Prairie, 2014 (4A) (James Young 282, Alex Neligh 178); Pioneer vs. North Vermillion, 2014 (A) (Justin Mersch 157, Keith Nies 113).

Passing

Had 400 yards or more: 423 by Indianapolis Cardinal Ritter vs. Sheridan, 2008 (1A).

Had 45 attempts or more: 47 by Indianapolis Cardinal Ritter vs. Sheridan, 2008 (1A).

Had 30 completions or more: 39 by Evansville Mater Dei vs. Fort Wayne Bishop Luers, 2001 (2A).

Had four TDs or more: 5 by New Palestine vs. New Prairie, 2014 (4A).

Receiving

Had two players with 100 yards or more: Indianapolis Cathedral vs. Mishawaka, 2012 (4A) (Wyatt Wood 105, Terry McLaurin 100).

Combination Offense

Had a 200-yard passer and 100-yard rusher: New Palestine vs. New Prairie, 2014 (4A) (Alex Neligh 211 passing & 178 rushing; James Young 282 rushing); Tri-West Hendricks vs. Andean, 2014 (3A) (Jake Hendershot 279 passing & Wesley Cook 218 rushing).

Had a 100-yard receiver and a 100-yard rusher: New Palestine vs. New Prairie, 2014 (4A) (Duke Blackwell 130 receiving, James Young 282 rushing, Alex Neligh 178 rushing); Evansville Mater Dei vs. Rensselaer Central, 2014 (2A) (Julian Weidner 114 receiving, Drayke Richardt 104 rushing).

Total Offense

Had 300 yards or more of total offense: 673 by New Palestine vs. New Prairie, 2014 (4A) (462 rushing, 211 passing); 465 by Tri-West Hendricks vs. Andean, 2014 (3A) (186 rushing, 279 passing); 451 by Pioneer vs. North Vermillion, 2014 (A) (415 rushing, 36 passing); 391 by Rensselaer Central vs. Evansville Mater Dei, 2014 (2A) (383 rushing, 8 passing); 389 by New Prairie vs. New Palestine, 2014 (4A) (321 rushing, 68 passing); 337 by Andean vs. Tri-West Hendricks, 2014 (3A) (100 rushing, 237 passing).

Had 400 yards or more of total offense: 673 by New Palestine vs. New Prairie, 2014 (4A) (462 rushing, 211 passing); 465 by Tri-West Hendricks vs. Andean, 2014 (3A) (186 rushing, 279 passing); 451 by Pioneer vs. North Vermillion, 2014 (A) (415 rushing, 36 passing); 418 by Indianapolis Cathedral vs. LaPorte, 2014 (5A) (223 rushing, 195 passing).

Had 500 yards or more of total offense: 673 by New Palestine vs. New Prairie, 2014 (4A).

Had 600 yards or more of total offense: 673 by New Palestine vs. New Prairie, 2014 (4A).

Scoring

Scored 40 points or more: 77 by New Palestine vs. New Prairie, 2014 (4A); 56 by Indianapolis Cathedral vs. LaPorte, 2014 (5A); 49 by Tri-West Hendricks vs. Andean, 2014 (3A); 42 by Ben Davis vs. Carmel, 2014 (6A).

Scored 50 points or more: 77 by New Palestine vs. New Prairie, 2014 (4A); 56 by Indianapolis Cathedral vs. LaPorte, 2014 (5A).

Scored 60 points or more: 77 by New Palestine vs. New Prairie, 2014 (4A).

Turnovers/Takeaways

Did not commit a turnover: Indianapolis Cathedral vs. LaPorte, 2014 (5A); Andean vs. Tri-West Hendricks, 2014 (3A).

Recovered three fumbles or more: 3 by North Vermillion vs. Pioneer 2014 (A).

Recovered four fumbles or more: 5 by Lawrenceburg vs. Fountain Central, 1978 (1A).

Intercepted three passes or more: 4 by Indianapolis Cardinal Ritter vs. Tipton, 2013 (2A); 3 by Andean vs. Brebeuf Jesuit, 2013 (3A).

Intercepted four passes or more: 4 by Indianapolis Cardinal Ritter vs. Tipton, 2013 (2A).

Intercepted five passes or more: 5 by Indianapolis Bishop Chatard vs. West Lafayette, 1984 (2A).

Recorded five takeaways or more: 6 by Indianapolis Cardinal Ritter vs. Tipton, 2013 (2A).

Defense

Held opponent to 50 rushing yards or fewer: 47 by Carmel vs. Warren Central, 2013 (6A).

Held opponent to 50 passing yards or fewer: 46 by Indianapolis Cathedral vs. LaPorte, 2014 (5A); 36 by North Vermillion vs. Pioneer, 2014 (A); 8 by Evansville Mater Dei vs. Rensselaer Central, 2014 (2A).

Held opponent to 200 yards or fewer of total offense: 186 by Indianapolis Cathedral vs. LaPorte, 2014 (5A).

Scored a safety: Penn vs. Bloomington South, 1997 (5A); Andean vs. Indianapolis Bishop Chatard, 1997 (3A).

Recorded four or more sacks: 4 by North Vermillion vs. Pioneer, 2014 (A).

Special Teams

Blocked a punt: Andean vs. Tri-West Hendricks, 2014 (3A).

Blocked a field goal: Carmel vs. Warren Central, 2013 (6A).

Blocked a PAT kick: Fort Wayne Snider vs. Lawrence Central, 2012 (5A).

Scored a 2-point conversion: New Prairie vs. New Palestine, 2014 (4A).

Did not punt: New Palestine vs. New Prairie, 2014 (4A).

Recovered an onside kick: Indianapolis Cardinal Ritter vs. Fort Wayne Bishop Luers, 2012 (2A); Fort Wayne Snider vs. Lawrence Central, 2012 (5A).

Miscellaneous

Had a play from scrimmage go for 80 yards or more: 98 yard run by James Young, New Palestine vs. New Prairie, 2014 (4A).

Had a play from scrimmage go for 90 yards or more: 98 yard run by James Young, New Palestine vs. New Prairie, 2014 (4A).

A state championship game go to overtime: Warren Central 42, Carmel 36, (2OT), 2009 (5A).

Game-winning field goal with 0:00 left in regulation: Fort Wayne Bishop Luers 24, Tri-West Hendricks 22. Tim Wilson with 18 yard FG, 1989 Class 2A; Carmel 10, Penn 7. Kent Miller with 18 yard FG, 1989 Class 5A.

Game-winning touchdown with 0:00 left in regulation: Brownsburg 23, Hobart 17. Scott Wells 48 yard pass from Dan Gatlin, 1985, Class 4A.

Game-Winning Scores at End of Regulation

1985 Class 4A: Brownsburg 23, Hobart 17.

Brownsburg's QB Dan Gatlin finds split end Scott Wells who caught a 48-yard touchdown pass on one knee in the endzone as time expired. Wells had streaked past the cornerback down the sideline and the Hobart safety stumbled getting over to cover on the play. It was the Bulldogs second consecutive title having won the 3A championship a year earlier.



1989 Class 2A: Fort Wayne Bishop Luers 24, Tri-West Hendricks 22.

Senior placekicker Tim Wilson nails an 18-yard field goal as time expires to give Bishop Luers its second state championship. Wilson had missed attempts from 36 and 51 earlier in the game.

1989 Class 5A: Carmel 10, Penn 7.

That same weekend, Kent Miller kicks an 18-yard field goal as time expires handing Carmel its record fifth state championship. The winning kick was set up by a 43-yard punt return by Ron Herrmann and a flat snap saved by holder Dan Schmidt.

Top 10 Most Rushing Yards

1. 317 Desmond Tardy, Warren Central vs. Penn, 2003 (5A).
2. 301 Brett Law, Sheridan vs. Bremen, 1988 (A).
3. 282 James Young, New Palestine vs. New Prairie, 2014 (4A).
4. 261 Fred Moore, Fort Wayne Bishop Luers vs. Tri-West Hendricks, 1989 (2A).
5. 255 Danny Anthrop, Lafayette Central Catholic vs. Indianapolis Scecina, 2011 (A).
6. 252 Vaughn Dunbar, Fort Wayne Snider vs. Carmel, 1986 (5A).
- T7. 247 Mike Bohn, Roncalli vs. NorthWood, 1993.
- T7. 247 Ryan Kleinschmidt, Indianapolis Bishop Chatard vs. South Bend St. Joseph's, 2010 (3A).
9. 241 Burt Austin, Franklin Central, vs. Goshen, 1981 (2A).
10. 236 Shakir Bell, Warren Central vs. Carmel, 2009 (5A).

Top 10 Most Passing Yards

1. 439 Jake Schiff, Evansville Mater Dei vs. Fort Wayne Bishop Luers, 2001 (2A).
2. 423 Ross Hendrickson, Indianapolis Cardinal Ritter vs. Sheridan, 2008 (A).
3. 395 Rick Mirer, Goshen vs. Franklin Central, 1988 (4A).
4. 352 Scott Stanski, Fort Wayne Bishop Luers vs. North Montgomery, 1996 (2A).
5. 335 Connor Barthel, Indianapolis Cathedral vs. Fort Wayne Bishop Dwenger, 2010 (4A).
6. 323 T.J. Siple, Tri-West Hendricks vs. Harding, 2003 (2A).
7. 302 Tyler Bruce, Tri-West Hendricks vs. Eastbrook, 2004 (2A).
8. 280 Mike Fiacable, Fort Wayne Bishop Dwenger vs. Columbus East, 2013 (4A).
- T9. 279 Jake Hendershot, Tri-West Hendricks vs. Andrean, 2014 (3A).
- T9. 279 Nick Purichia, Indianapolis Cardinal Ritter vs. Sheridan, 2006 (A).

Top 10 Most Receiving Yards

1. 192 Patrick Mallory, Evansville Mater Dei vs. Fort Wayne Bishop Luers, 2001 (2A).
2. 183 Tyrone Walker, Indianapolis Cardinal Ritter vs. Sheridan, 2008 (A).
3. 175 Zach Rainey, Ben Davis vs. Fort Wayne Snider, 2002 (5A).
- T4. 168 Gehrig Dieter, South Bend Washington vs. Indianapolis Cathedral, 2011 (4A).
- T4. 168 Chandler Grau, Brebeuf Jesuit vs. Andrean, 2013 (3A).
- T4. 168 Brad Hunt, West Lafayette vs. Providence, 1993 (2A).
7. 159 Nick Logan, Carmel vs. Warren Central, 2009 (5A).
8. 156 Josh Parker, South Decatur vs. Southwood, 1990 (A).
9. 150 Morgan Cook, Heritage Christian vs. Cass, 2008 (2A).