



Indiana High School Athletic Association, Inc.  
9150 N. Meridian Street, P.O. Box 40650, Indianapolis, Indiana 46240-0650

Phone: (317) 846-6601 FAX: (317) 575-4244 www.ihsaa.org

# NEWS RELEASE

## Live Television Coverage

Each state championship game will be air exclusively on Fox Sports Indiana Plus.



# INDIANA

### Friday Broadcast Assignments

#### Class 2A

Greg Rakestraw, Play-by-Play  
Dick Dullaghan, Color Analyst  
Jeremiah Johnson, Sideline Reporter

#### Class 4A

Jerry Baker, Play-by-Play  
Dick Dullaghan, Color Analyst  
Matt Taylor, Sideline Reporter

#### Class 6A

Jerry Baker, Play-by-Play  
Dick Dullaghan, Color Analyst  
Greg Rakestraw, Sideline Reporter

### Saturday Broadcast Assignments

#### Class A

Mark Jaynes, Play-by-Play  
Lance Scheib, Color Analyst  
Matt Taylor, Sideline Reporter

#### Class 3A

Jerry Baker, Play-by-Play  
Mark Herrmann, Color Analyst  
Mark Jaynes, Sideline Reporter

#### Class 5A

Jerry Baker, Play-by-Play  
Mark Herrmann, Color Analyst  
Greg Rakestraw, Sideline Reporter

## Tune into the webcast at IHSAAtv.org

Live television coverage of each state championship game will be streamed on-line at [www.IHSAAtv.org](http://www.IHSAAtv.org) and available to anyone, anywhere.

## The 42nd Annual IHSAA Football State Finals presented by the Indianapolis Colts November 28-29, 2014 Lucas Oil Stadium, Indianapolis, Ind.

### Friday, November 28, 2014

**Class 2A** | Rensselaer Central (14-0) vs. Evansville Mater Dei (14-0) | **Noon ET**  
**Class 4A** | New Prairie (13-1) vs. New Palestine (14-0) | **3:30 pm ET**  
**Class 6A** | Carmel (13-0) vs. Ben Davis (11-2) | **7:05 pm ET**

### Saturday, November 29, 2014

**Class A** | Pioneer (13-1) vs. North Vermillion (14-0) | **Noon ET**  
**Class 3A** | Andrean (14-0) vs. Tri-West Hendricks (13-1) | **3:30 pm ET**  
**Class 5A** | LaPorte (8-5) vs. Indianapolis Cathedral (8-5) | **7:05 pm ET**

**TICKETS:** \$15.00 per day; All seats are general admission. Single day tickets may be purchased at participating schools the week of the state finals. Contact schools for ticket distribution hours. Purchase tickets in advance through a participating school and \$1.00 for every ticket sold will be reimbursed to that school. Tickets also will be available game day at the Lucas Oil Stadium Ticket Office located on the southeast side of the venue at street level nearest Capitol Avenue.

**GATES OPEN:** Lucas Oil Stadium will open its gates to fans beginning at 11 am ET each day (one hour prior to kickoff).

**TELEVISION:** All six state championship games will be televised exclusively on Fox Sports Indiana Plus. Check the IHSAA.org website this week for a list of specific channels by television provider. WHME Channel 46 in South Bend will also carry the telecasts.

**WEBCAST:** All six state championship games will be live streamed at IHSAAtv.org.

**RADIO:** The IHSAA Championship Radio Network will broadcast all six games to affiliates statewide. A list of markets and frequencies is available on the next page. A detailed list of which games each affiliate will carry will be posted to IHSAA.org this week.



*The IHSAA State Football  
Tournament is proudly  
presented by the  
Indianapolis Colts.*

## IHSAA Champions Radio Network



The network affiliates listed below will carry one or more of the six state championship games. Check IHSAA.org this week for further details.

### Friday Broadcast Assignments

#### Class 2A

Mark Jaynes, Play-by-Play  
Lance Scheib, Color Analyst  
Matt Hicks, Sideline Reporter

#### Class 4A

Greg Rakestraw, Play-by-Play  
Jan Boser, Color Analyst  
Thad Vandeverter, Sideline Reporter

#### Class 6A

Matt Taylor, Play-by-Play  
Lance Scheib, Color Analyst  
Thad Vandeverter, Sideline Reporter

### Saturday Broadcast Assignments

#### Class A

Vaso Michels, Play-by-Play  
Jan Boser, Color Analyst  
Matt Hicks, Sideline Reporter

#### Class 3A

Scott McCauley, Play-by-Play  
Matt Surface, Color Analyst  
Tony Donohue, Sideline Reporter

#### Class 5A

Matt Taylor, Play-by-Play  
Matt Surface, Color Analyst  
Tony Donohue, Sideline Reporter

License City, State	Call Letters	Frequency
Anderson, IN	WHBU	1240 AM
Austin, IN	WXKU	92.7 FM
Batesville, IN	WRBI	103.9 FM
Bedford, IN	WBIW	1340 AM
Bedford, IN	WQRK	105.5 FM
Boonville, IN	WBNL	1540 AM
Brazil/Terre Haute, IN	WFNF	1130 AM
Evansville, IN	WJLT	105.3 FM
Hammond, IN	WJOB	1230 AM
Hardinsburg, IN	WKLO	96.9 FM
Indianapolis, IN	WFNI	1070 AM
Jasper, IN	WITZ	104.7 FM
Jasper, IN	WQKZ	98.5 FM
Jeffersonville, IN	WXVW	1450 AM
Ligonier, IN	WAOR	102.7 FM
Michigan City, IN	WEFM	95.9 FM
Muncie, IN	WXFN	1340 AM
New Castle, IN	WLTI	1550 AM
Orleans, IN	WPHZ	102.5 FM
Paoli, IN	WUME	95.3 FM
Plymouth, IN	WTCA	1050 AM
Plymouth, IN	WTCA	106.1 FM
Richmond, IN	WKBV	1490 AM
Rochester, IN	WROI	92.1 FM
Rockville, IN	WAXI	104.9 FM
Salem, IN	WSLM	1220 AM
Salem, IN	WSLM	97.9 FM
Seymour, IN	WZZB	1390 AM
Shelbyville, IN	WSVX	96.5 FM
Shelbyville, IN	WSVX	1520 AM
Sullivan, IN	WNDI	95.3 FM
Washington, IN	WAMW	95.9 FM
Washington, IN	WAMW	107.9 FM
Washington, IN	WAMW	1580 AM
Winchester, IN	WZZY	98.3 FM

## State Finals Media Information

**Bobby Cox**, Commissioner, bcox@ihsaa.org

**Robert Faulkens**, Assistant Commissioner/Tournament Administrator, rfaulkens@ihsaa.org

**Chris Kaufman**, Assistant Commissioner, ckaufman@ihsaa.org

**Jason Wille**, Sports Information Director, jwille@ihsaa.org

**Rob Kimes**, Communications Assistant, rkimes@ihsaa.org

**MEDIA CREDENTIALS:** For media outlets intending to cover the football state finals, please apply for credentials (with name of individual(s) applying) through IHSAA Sports Information Director Jason Wille at jwille@ihsaa.org. Requests MUST originate from a recognized business account; e-mails from personal accounts (ie: yahoo.com, aol.com, gmail.com, etc.) will not be accepted. The deadline for requests is 4 pm ET / 3 pm CT on Wednesday, Nov. 26. Credentials will not be granted after that time. Please note that the football state finals require a specific credential. Any passes issued previously will not allow admission to this event. Approved requests will be available at media will-call located inside the northwest entrance to Lucas Oil Stadium nearest the corner of Missouri and South streets on game day. Credentials will not be mailed.

**NO CHILDREN, PLEASE** – With the exception of high school students representing their school's newspaper, yearbook, radio or television station, and who have a team participating, no young people or children will be issued media credentials or be allowed in the working media area.

**MEDIA PARKING:** There is no designated parking area for media for this event though there are numerous parking options within short walking distance of the stadium. For a map, visit <http://www.icclos.com>

**MEDIA WILL-CALL/ENTRANCE:** Approved credential requests will be available for pickup at media will-call at Lucas Oil Stadium on either game day. Media will-call will be located inside the northwest entrance to the stadium nearest the corner of Missouri and South streets. Credentials may be claimed both days beginning at 9:30 am ET. Please have identification available and be prepared to have bags and equipment checked by security officials. From that location, you may take the adjacent elevators to the press box or field level.

**SEAT ASSIGNMENTS:** Except where permanent lines have been installed for those that have ordered them, an open seating policy will be used in the press box. Specific booth/seating assignments for television, radio and internet broadcasters will be posted in the press box.

**BROADCAST PHONE LINES:** Those requiring phone line installation in the press box should order online directly through Lucas Oil Stadium here: <https://www.icclos.com/pdf/2014TelephoneOrderForm.pdf>. Once completed, you will also need to request media credentials using the procedure listed above.

**WIRELESS INTERNET:** Wireless internet access is available in the Lucas Oil Stadium press box through the facility service provider Smart City for a fee of \$12.95 per 24 hours and payable by credit card.

**HIGH-SPEED BROADBAND:** For media seeking a higher-speed connection or alternative services at Lucas Oil Stadium, please make arrangements in advance by contacting Ben Behnkendorf of Smart City at [bbehnkendorf@smartcity.com](mailto:bbehnkendorf@smartcity.com) or 317-262-3349.

**TEAM BENCH AREA:** All credentialed media will have access to the field level. However, we solicit cooperation in keeping the sidelines as clean as possible during the games. The defined team bench area between the 30-yard lines is a restricted area for the teams only. Your cooperation is appreciated. During the games, all media personnel must observe the field markings and work behind the **white-painted** area that is approximately two yards wide around the perimeter of the field on the sides and in the end zones. Photographers may work from the end zone to the 30-yard-line at each end of the field from either sideline.


**LIVE TELEVISION CUT-INS:** Showing live game action is prohibited. Stand-up reports for newscasts are permitted from inside the stadium provided that no live action is shown.

**POST-GAME GUIDELINES:** Due to contractual obligations, the IHSAA network personnel will have priority in conducting interviews with coaches and players on the field immediately following each game. If time permits before the awards ceremony, additional interviews may be conducted with the assistance of IHSAA media stewards. Otherwise, all interviews will be conducted off the field following the awards ceremony and team photograph session. We solicit your continued cooperation with this policy in order to continue on-the-field post-game access in the future. The post-game ceremonies order will be as follows:

- Mental Attitude Award presentation
- Runner-Up medals and trophy presentation
- Championship medals and trophy presentation
- Team Photographs by ChampionsIllustrated.com

**HOSPITALITY:** The IHSAA will provide a hospitality area with food and drinks on Friday and Saturday in the press box for all credentialed media personnel.

**GAME DAY WEBSITE / TWITTER UPDATES:** Scores will be updated throughout the game at [IHSAA.org](http://IHSAA.org). Final box scores, play-by-play and recaps will be posted at the conclusion of each championship game. Also follow us on Twitter: [@IHSAA1](https://twitter.com/IHSAA1).



## State Tournament Leaders

### State Championships

No.	School
12	Indianapolis Bishop Chatard
11	Fort Wayne Bishop Luers
<b>11</b>	<b>Indianapolis Cathedral</b>
9	Sheridan
8	Roncalli
8	Warren Central
<b>7</b>	<b>Ben Davis</b>
<b>7</b>	<b>Carmel</b>
6	Lafayette Central Catholic
5	Penn
4	Franklin Central
4	Hobart
4	Indianapolis Cardinal Ritter
4	Jimtown
3	Fort Wayne Bishop Dwenger
3	Mishawaka Marian
<b>3</b>	<b>Tri-West Hendricks</b>
<b>2</b>	<b>Andrean</b>
2	Blackford
2	Bloomington South
2	Bremen
2	Brownsburg
2	Castle
2	Columbus East
2	Evansville Reitz
2	Goshen
2	Indianapolis Scecina
2	Lawrenceburg
2	North Montgomery
2	West Lafayette
2	Zionsville

### Runners-Up

No.	School
7	Hobart
6	Fort Wayne Bishop Dwenger
6	Indianapolis Cardinal Ritter
<b>5</b>	<b>Carmel</b>
5	Fort Wayne Snider
5	NorthWood
5	Penn
4	Fort Wayne Bishop Luers
4	Jasper
<b>3</b>	<b>Andrean</b>
3	Concord
<b>3</b>	<b>Evansville Mater Dei</b>
3	Fountain Central
3	Franklin Central
3	Hamilton Southeastern
<b>3</b>	<b>Indianapolis Cathedral</b>
3	North Judson
3	Roncalli
3	South Bend St. Joseph's
3	Southridge
3	Tipton
<b>2</b>	<b>Ben Davis</b>
2	Bremen
2	Evansville Memorial
2	Goshen
2	Indianapolis Scecina
2	Jimtown
2	Knightstown
2	Lawrenceburg
2	Lowell
2	Marion
2	Mishawaka
2	Norwell
2	Perry Central
2	Providence
2	Sheridan
<b>2</b>	<b>Tri-West Hendricks</b>
2	Valparaiso
2	Wawasee
2	Westfield

### State Finals Appearances

No.	School
15	Fort Wayne Bishop Luers
<b>14</b>	<b>Indianapolis Cathedral</b>
13	Indianapolis Bishop Chatard
<b>12</b>	<b>Carmel</b>
11	Hobart
11	Roncalli
11	Sheridan
10	Indianapolis Cardinal Ritter
10	Penn
<b>9</b>	<b>Ben Davis</b>
9	Fort Wayne Bishop Dwenger
8	Warren Central
7	Franklin Central
6	Fort Wayne Snider
6	Jimtown
6	Lafayette Central Catholic
6	NorthWood
<b>5</b>	<b>Andrean</b>
<b>5</b>	<b>Evansville Mater Dei</b>
5	Jasper
<b>5</b>	<b>Tri-West Hendricks</b>
4	Bremen
4	Fountain Central
4	Goshen
4	Hamilton Southeastern
4	Indianapolis Scecina
4	Lawrenceburg
4	South Bend St. Joseph's

### State Championships by a Coach

9	Lindsay, Matt
<b>9</b>	<b>Streiff, Rick</b>
9	Wright, Larry "Bud"
8	Dullaghan, Dick
6	Lorenzano, Vince
6	Scifres, Bruce
5	Geesman, Chris
4	Belden, Jim
4	Howell, Don
4	O'Shea, Kevin
4	Sharpe, Bill
4	Stephens, Chuck
<b>4</b>	<b>Wright, Kevin</b>

### Consecutive State Tournament Victories

<b>29</b>	<b>Indianapolis Cathedral, 2010-current</b>
26	Fort Wayne Bishop Luers, 2009-13
26	Warren Central, 2003-07
25	Lafayette Central Catholic, 2009-13
23	Roncalli, 2002-05
23	Sheridan, 2005-08
22	Indianapolis Bishop Chatard, 2001-04
22	Penn, 1995-98
21	Indianapolis Bishop Chatard, 2010-13

### Most Playoff Appearances (1973-84)

No.	School
<b>8</b>	<b>Carmel</b>
7	Blackford
7	Lawrenceburg
7	Providence
6	Castle
6	Hobart
6	North Central (Indianapolis)
6	North Judson
6	Penn
5	Columbus East
5	Fountain Central
5	Hamilton Southeastern

### Current State Finalists

**Defending State Champions in the Field (2)**  
Andrean (3A), Indianapolis Cathedral (5A).

**2013 State Runners-Up in the Field (1)**  
Carmel (6A).

**Returning State Finalists (3)**  
Andrean (3A), Carmel (6A), Indianapolis Cathedral (5A).

**Former State Champions in the Field (7)**  
Andrean (3A), Ben Davis (6A), Carmel (6A), Evansville Mater Dei (2A), Indianapolis Cathedral (4A), Pioneer (1A), Tri-West Hendricks (3A).

**Playing for First State Championship (5)**  
LaPorte (5A), New Palestine (4A), New Prairie (4A) North Vermillion (1A), Rensselaer Central (2A).

**First Time Participants (4)**  
LaPorte (5A), New Prairie (4A), North Vermillion (1A), Rensselaer Central (2A).

**Consecutive State Finals Appearances**  
5: Indianapolis Cathedral (5A).  
2: Andrean (3A), Carmel (6A).

**Consecutive Victories**  
29: Andrean (3A).  
14: Carmel (6A), Evansville Mater Dei (2A), New Palestine (4A), North Vermillion (1A), Rensselaer Central (2A).  
13: New Prairie (4A), Pioneer (1A), Tri-West Hendricks (3A).  
6: Ben Davis (6A).  
5: Indianapolis Cathedral (5A), LaPorte (5A).

**Consecutive State Tournament Victories**  
29: Indianapolis Cathedral (5A).  
11: Andrean (3A).  
5: Evansville Mater Dei (2A), New Palestine (4A), New Prairie (4A), North Vermillion (1A), Pioneer (1A), Rensselaer Central (2A), Tri-West Hendricks (3A).  
4: Ben Davis (6A), Carmel (6A), LaPorte (5A).



*The IHSAA State Football  
Tournament is proudly  
presented by the  
Indianapolis Colts.*



## State Leaders (Team)

Information courtesy of John Harrell's Indiana High School Football website

### Winningest Active Coaches

Coach	Current School	Year	Won	Lost	Pct.
Larry Wright	Sheridan	50	392	177	.689
<b>Russ Radtke</b>	<b>New Prairie</b>	<b>38</b>	<b>324</b>	<b>124</b>	<b>.723</b>
Mike Gillin	Indian Creek	36	292	108	.730
Bob Gaddis	Columbus East	36	266	130	.672
Mo Moriarity	Bloomington South	29	262	81	.764
Rick Wimmer	Fishers	32	234	118	.665
Tim Roth	Winamac	34	227	134	.629
Bruce Scifres	Indianapolis Roncalli	25	224	83	.730
John Broughton	Pendleton Heights	39	221	179	.553
<b>Rick Streiff</b>	<b>Indianapolis Cathedral</b>	<b>25</b>	<b>219</b>	<b>94</b>	<b>.700</b>
Reed May	Brownstown Central	22	218	43	.835
Jeff Adamson	Eastbrook	26	218	80	.732
Scott Mannering	Lewis Cass	29	215	105	.672
Leroy Marsh	Munster	36	213	149	.588
Mike Spencer	Corydon Central	27	212	103	.673
George Gilbert	Tri-Central	34	204	162	.557
<b>Mike Johnson</b>	<b>Pioneer</b>	<b>24</b>	<b>202</b>	<b>76</b>	<b>.727</b>
Vince Lorenzani	Indianapolis Chatard	24	200	99	.669
Jim Davis	North White	36	200	176	.532
Scot Shaw	Fort Wayne Wayne	26	198	68	.744
Eric Moore	Center Grove	20	196	60	.766
Grant Zgunda	Delta	22	195	57	.774
Mark Bless	Avon	25	189	85	.690
<b>Kevin Wright</b>	<b>Carmel</b>	<b>21</b>	<b>188</b>	<b>63</b>	<b>.749</b>
Kevin O'Shea	Lafayette Central Catholic	22	187	72	.722
<b>Mike Goebel</b>	<b>Evansville Mater Dei</b>	<b>18</b>	<b>183</b>	<b>50</b>	<b>.785</b>
Tim Dawson	Concord	26	183	111	.622
Brian Moore	Fountain Central	19	179	40	.817
<b>Bob Schellinger</b>	<b>LaPorte</b>	<b>34</b>	<b>179</b>	<b>166</b>	<b>.519</b>
Bart Curtis	Mishawaka	24	177	90	.663
Brett Colby	Kokomo	25	176	89	.664
John Hendryx	Northwestern	22	175	76	.697
Kirk Kennedy	Franklin County	24	173	109	.613
Herb King	Rockville	24	156	107	.593
Ott Hurrle	Indianapolis Scecina	25	155	127	.550
Sherwood Haydock	Woodlan	27	153	143	.517
Jeff Cain	Whiting	21	151	75	.668

### All-Time Winningest Coaches

Coach	Won	Lost
Larry Wright	392	177
Jerry Brewer	368	105
Chris Geesman	339	66
<b>Russ Radtke</b>	<b>324</b>	<b>124</b>
Bob Clayton	320	74
Don Howell	314	73
Richard Dullaghan	312	59
Mike Gillin	292	108
Denny Pelley	290	134
Bill Sharpe	288	54
Leland Etzler	287	117
Jim Belden	283	81
Gene Sartini	279	168
Tom Kurth	278	140
Bill Siderewicz	269	101
Bob Gaddis	266	130
Mo Moriarity	262	81
Phil Teegarden	261	178
A.J. Rickard	257	87
Mark Surface	257	135
Joe Gengelbach	256	193
Bob Springer	253	106
Elmer Britton	241	163
Mark Hoffman	240	161
John Hart	238	70
Rick Minnich	236	136
Jim Plummer	235	141
Herman Byers	234	105
Rick Wimmer	234	118
Matt Lindsey	229	99
Tim Roth	227	134
Bob Copeland	224	85
Bruce Scifres	224	83
Mark Miller	221	146
John Broughton	221	179
Mike Tolle	220	85
Art Rolfe	219	120
<b>Rick Streiff</b>	<b>219</b>	<b>94</b>
Kermit Davis	218	102
Reed May	218	43
Jeff Adamson	218	80
Don Willard	217	180
Ken Haupt	216	124
Marvin Shepler	216	148
Al Harants	215	120
Rod Ballart	215	81
Scott Mannering	215	105
Paul (Spike) Kelly	214	82
Leroy Marsh	213	149
Mike Spencer	212	103
Charles Fisher	211	124
Dave Shelbourne	211	142
John Lidy	209	111
Mike Spencer	204	100
George Gilbert	204	162
<b>Mike Johnson</b>	<b>202</b>	<b>76</b>
Vince Lorenzani	200	99
Jim Davis	200	176

**SHARED VALUES.**  
A COMMITMENT TO COMMUNITY.



# State Leaders (Team)

Information courtesy of John Harrell's Indiana High School Football website

## POINTS SCORED PER GAME

1. New Palestine	55.29
2. Columbus East	53.79
3. Rensselaer	52.21
4. Gibson Southern	51.50
5. Pioneer	51.21
6. North Vermillion	50.57
7. Indian Creek	48.00
8. Northeastern	46.08
9. Winamac	44.85
10. Brownstown	44.09
11. New Prairie	43.71
12. McCutcheon	43.70
13. Linton-Stockton	43.69
14. Fort Wayne Wayne	43.27
15. Andean	42.36
16. Ben Davis	41.85
17. Hammond Morton	41.75
18. Penn	41.69
19. Lafayette Central Catholic	40.86
20. Monrovia	40.79
21. Plymouth	40.75
22. West Lafayette	40.60
23. Winchester	40.17
24. Jasper	40.00
25. Bloomington South	39.85
26. Evansville Reitz	39.23
27. Evansville Mater Dei	39.21
28. Kokomo	38.90
29. Mishawaka	38.33
30. Fort Wayne Luers	37.86
31. Beech Grove	37.50
Wheeler	37.50
33. Jeffersonville	37.30
34. Fountain Central	37.08
35. Tri-West Hendricks	36.79
36. Center Grove	36.46
37. Indianapolis Lutheran	36.36
38. Yorktown	36.23
39. North Knox	36.17
40. Eastside	35.91
41. Tri-Central	35.67
42. Triton Central	35.54
43. Indiana Deaf	35.40
44. Indianapolis Howe	35.08
45. Madison-Grant	34.30
46. Heritage Christian	34.18
Indianapolis Shortridge	34.18
48. Fort Wayne Snider	34.15
49. Pike	33.60
50. Rockville	33.55

### Class 6A

1. Ben Davis	41.9
-- Carmel	29.5

### Class 5A

8. Indianapolis Cathedral	33.0
-- LaPorte	29.2

### Class 4A

1. New Palestine	55.3
3. New Prairie	43.7

### Class 3A

4. Andean	42.4
7. Tri-West Hendricks	36.8

### Class 2A

1. Rensselaer Central	52.2
5. Evansville Mater Dei	39.2

### Class 1A

1. Pioneer	51.2
2. North Vermillion	50.6

## POINTS ALLOWED PER GAME

1. Lafayette CC	7.71
2. New Palestine	7.86
3. Penn	8.54
4. North Vermillion	8.57
5. Leo	8.75
6. Winamac	8.77
7. Northridge	8.86
8. Brownstown	9.00
9. Tri-West Hendricks	9.43
10. Northeastern	9.67
11. Rensselaer Central	10.43
12. Gibson Southern	10.58
13. Whiting	10.64
14. Columbus East	11.14
Pioneer	11.14
16. Jimtown	11.15
Carmel	11.15
18. Indian Creek	11.20
19. Lebanon	11.30
20. LaVille	11.50
21. Heritage Hills	11.57
22. Tri-Central	11.83
23. Edgewood	11.91
24. Evansville Mater Dei	12.21
25. Andean	12.43
26. Oak Hill	12.58
27. Chesterton	12.64
Lake Central	12.64
29. Triton Central	12.85
30. Monroe Central	12.91
31. Rockville	13.00
32. Charlestown	13.46
33. Hamilton Hts.	13.50
34. Indpls. Chatard	13.73
35. Eastside	14.00
36. Alexandria	14.27
37. Cass	14.33
38. Rochester	14.45
39. Northview	14.55
40. Owen Valley	14.64
41. Warren Central	14.67
42. Linton	14.69
43. Batesville	14.82
44. SB Adams	14.90
45. Carroll (FW)	15.17
46. Fountain Cent.	15.25
47. Wheeler	15.33
48. Jasper	15.75
49. Fishers	15.82
50. Guerin Catholic	15.85

### Class 6A

2. Carmel	11.2
-- Ben Davis	26.8

### Class 5A

3. LaPorte	18.3
-- Indianapolis Cathedral	21.3

### Class 4A

1. New Palestine	7.9
-- New Prairie	19.3

### Class 3A

2. Tri-West Hendricks	9.4
8. Andean	42.4

### Class 2A

2. Rensselaer Central	10.4
3. Evansville Mater Dei	12.2

### Class 1A

1. North Vermillion	8.6
5. Pioneer	11.1

## AVERAGE MARGIN OF VICTORY

1. New Palestine	47.43
2. Columbus East	42.64
3. North Vermillion	42.00
4. Rensselaer Central	41.79
5. Gibson Southern	40.92
6. Pioneer	40.07
7. Indian Creek	36.80
8. Northeastern	36.42
9. Winamac	36.08
10. Brownstown	35.09
11. Penn	33.15
12. Lafayette CC	33.14
13. Andean	29.93
14. Linton	29.00
15. Tri-West Hendricks	27.36
16. Evansville Mater Dei	27.00
17. McCutcheon	25.20
18. New Prairie	24.43
19. Jasper	24.25
20. Winchester	24.17
21. Tri-Central	23.83
22. Triton Central	22.69
23. Wheeler	22.17
24. Eastside	21.91
25. Fountain Cent.	21.83
26. Blgtn. South	21.38
27. Plymouth	21.17
28. Hamm. Morton	20.67
29. Rockville	20.55
30. Whiting	20.09
31. Yorktown	20.00
32. Monrovia	19.79
33. Mishawaka	19.75
34. Heritage Hills	19.64
35. Ev. Reitz	19.15
36. Edgewood	19.09
37. Northridge	19.00
38. Indpls. Lutheran	18.64
39. Carmel	18.38
40. West Lafayette	18.20
41. Indpls. Chatard	18.18
42. Oak Hill	18.17
43. North Knox	17.75
44. Jimtown	17.54
45. Center Grove	17.46
46. Kokomo	17.10
Vincennes	17.10
48. Hamilton Hts.	16.67
49. Jeffersonville	16.60
50. Leo	16.58

### Class 6A

2. Carmel	18.3
5. Ben Davis	15.0

### Class 5A

8. Indianapolis Cathedral	11.7
9. LaPorte	10.9

### Class 4A

1. New Palestine	47.4
3. New Prairie	24.4

### Class 3A

4. Andean	30.0
5. Tri-West Hendricks	27.4

### Class 2A

1. Rensselaer Central	41.8
3. Evansville Mater Dei	27.0

### Class 1A

1. North Vermillion	42.0
2. Pioneer	40.1

## Merrillville's William Morrison to be honored with Outstanding Officiating Award

William Morrison is the recipient of the 2014 Interscholastic Athletic Official Association Award for excellence in the sport of football. Morrison will be honored in a special ceremony at this weekend's state finals.



Each year, the Indiana High School Athletic Association, in cooperation with the National Federation of Interscholastic Officials Association, recognizes and honors an outstanding official in 11 sports during the school year.

William has been a football official for 38 years. During his career he has worked every level of the state tournament, including 28 sectionals, 10 regionals, six semi-states and two state finals. In addition to being a football official, he is also licensed in both baseball and basketball.

Morrison was selected for this honor by a committee representing the officials associations. In Indiana there are 24 associations made up of men and women who assist in providing wholesome, worthwhile, and healthy activities for the student-athletes in our state. Statewide, there are more than 8,000 officials licensed by the IHSAA in 11 sports.

A member of the Calumet Officials Association, William has served as a local rules interpreter and clinician from 2006-2011. He has been a member of the Board of Directors for the Calumet Officials Association since 2011, and also served in the same capacity from 1997-99.

He is a 1971 graduate of Lew Wallace High School in Gary, works for the NWI Times newspaper in Munster, and currently resides in Merrillville, IN.

## Associated Press - Final Regular Season Poll

### Class 6A

1. Carmel (20)	9-0	100
2. Penn (1)	9-0	358
3. Warren Central	7-2	300
4. Ben Davis	7-2	298
5. Carroll (Fort Wayne)	9-0	236
6. Center Grove	6-3	192
7. Avon	7-2	162
8. Lake Central	8-1	134
9. Jeffersonville	8-1	72
10. Southport	7-2	60

Others: Crown Point 40, Fishers 20, Lawrence Central 10, Pike 6, Homestead 4.

### Class 5A

1. McCutcheon (15)	9-0	390
2. Bloomington South (1)	8-1	336
3. Fort Wayne Wayne (1)	8-1	298
4. Terre Haute South	8-1	266
5. Fort Wayne Snider	7-2	252
6. Mishawaka (1)	7-2	246
7. Indianapolis Cathedral (3)	3-5	212
8. Decatur Central	7-2	146
9. Munster	7-2	146
10. Martinsville	6-3	42

Others: Whiteland 24, Westfield 12, Concord 8, Castle 4, Harrison (West Lafayette) 2.

### Class 4A

1. Columbus East (19)	9-0	414
2. New Palestine	9-0	364
3. Plymouth (1)	9-0	328
4. Indianapolis Bishop Chatard (1)	7-2	284
5. Evansville Reitz	8-1	224
6. Jasper	8-1	222
7. Hammond Morton	8-1	150
8. New Prairie	8-1	116
9. Northridge	7-2	108
10. East Noble	6-3	28

Others: Leo 22, South Bend St. Joseph 22, East Central 14, New Haven 14.

### Class 3A

1. Andean (20)	9-0	416
2. Brownstown Central	9-0	334
3. Fort Wayne Bishop Luers (1)	7-2	264
4. Gibson Southern	8-1	260
5. Tri-West Hendricks	8-1	228
6. Heritage Hills	8-1	174
7. Indian Creek	9-0	168
8. Yorktown	8-1	130
9. Vincennes Lincoln	8-1	88
10. Guerin Catholic	6-3	8-4

Others: West Lafayette 60, Brebeuf Jesuit 56, Rochester 16, Mishawaka Marian 12, Charlestown 10, Edgewood 8, Belmont 2.

### Class 2A

1. Evansville Mater Dei (13)	9-0	404
2. Rensselaer Central (8)	9-0	394
3. Triton Central	8-1	312
4. Cass	8-1	256
5. Lafayette Central Catholic	6-3	224
6. Monrovia	7-2	210
7. Winchester	8-1	154
8. Alexandria	8-1	122
9. Eastside	8-1	90
10. Wheeler	8-1	44

Others: Southridge 40, Shenandoah 26, Heritage Christian 14, North Posey 10, Oak Hill 6, Churubusco 2, Providence 2.

### Class A

1. Winamac (17)	9-0	410
2. North Vermillion	9-0	348
3. Northeastern (3)	9-0	342
4. Whiting (1)	9-0	276
5. Pioneer	8-1	230
6. Linton-Stockton	8-1	210
7. Tri-Central	8-1	180
8. Indianapolis Lutheran	6-3	116
T9. Attica	8-1	60
T9. Eastern Hancock	7-2	60

Others: Fountain Central 58, North Knox 6, Perry Central 6, Southwood 4, Carroll (Flora) 2, Tecumseh 2.

## Indiana Football Coaches Association - Final Regular Season Poll

### Class 6A

1. Carmel (10)	9-0	100
2. Warren Central	7-2	83
3. Penn	9-0	76
4. Ben Davis	7-2	71
5. Center Grove	6-3	52
6. Carroll (Fort Wayne)	9-0	51
7. Avon	7-2	43
8. Lake Central	8-1	25
T9. Crown Point	8-1	14
T9. Southport	7-2	14

Others: Lawrence Central 9, Fishers 6, Jeffersonville 4, Pike 2.

### Class 5A

T1. McCutcheon (8)	9-0	88
T1. Bloomington South (1)	8-1	88
3. Terre Haute South (1)	8-1	66
4. Fort Wayne Wayne	8-1	63
5. Fort Wayne Snider	7-2	60
6. Indianapolis Cathedral (1)	3-5	51
7. Mishawaka	7-2	47
8. Decatur Central	7-2	34
9. Munster	7-2	28
10. Martinsville	6-3	14

Others: Bloomington North 5, Concord 3, Whiteland 3.

### Class 4A

1. Columbus East (9)	9-0	99
2. New Palestine (1)	9-0	90
3. Plymouth	9-0	78
4. Indianapolis Bishop Chatard	7-2	63
5. Jasper	8-1	58
6. Evansville Reitz	8-1	51
7. Hammond Morton	8-1	37
8. New Prairie	8-1	29
9. Northridge	7-2	24
10. East Noble	6-3	11

Others: South Bend St. Joseph 6, Fort Wayne Bishop Dwenger 1, Leo 1, New Haven 1.

### Class 3A

1. Andean (10)	9-0	100
2. Brownstown Central	9-0	83
3. Tri-West Hendricks	8-1	70
4. Fort Wayne Bishop Luers	7-2	61
5. Heritage Hills	8-1	54
6. Brebeuf Jesuit	6-3	52
7. Gibson Southern	8-1	47
8. Yorktown	8-1	23
9. Indian Creek	9-0	21
10. Guerin Catholic	6-3	13

Others: Vincennes Lincoln 10, West Lafayette 10, Edgewood 2, Jimtown 2, Hamilton Heights 1, Mishawaka Marian 1.

### Class 2A

1. Rensselaer Central (6)	9-0	96
2. Evansville Mater Dei (4)	9-0	94
3. Triton Central	8-1	75
4. Cass	8-1	59
5. Lafayette Central Catholic	6-3	56
6. Monrovia	7-2	51
7. Wheeler	8-1	27
8. Alexandria	8-1	21
9. Eastside	8-1	20
10. Southridge	6-3	17

Others: Winchester 11, Shenandoah 7, Heritage Christian 3, North Posey 3, Oak Hill 3, Woodlan 3, Indianapolis Cardinal Ritter 2, Indianapolis Sccecina 1, Paoli 1.

### Class A

1. Winamac (9)	9-0	99
2. North Vermillion (1)	9-0	91
3. Whiting	9-0	77
4. Northeastern	9-0	70
5. Pioneer	8-1	58
6. Tri-Central	8-1	41
7. Linton-Stockton	8-1	40
T8. Attica	8-1	23
T8. Indianapolis Lutheran	6-3	23
10. Fountain Central	7-2	15

Others: North Knox 5, West Central 4, LaVille 2, Monroe Central 1, Rockville 1.

## State Finals Attendance

### Top Six-Game Attendance (2013-current)

1. 43,985 2013

### Top Five-Game Attendance (1985-2012)

1. 56,050 2008  
 2. 51,217 2007  
 3. 46,162 2009  
 4. 44,303 2005  
 5. 43,701 1993

### Top Three-Game Attendance (Since 1985)

1. 40,680 2008 (3A, 4A, 5A)  
 2. 38,478 2007 (3A, 4A, 5A)  
 3. 31,964 2005 (3A, 4A, 5A)  
 4. 31,650 2009 (3A, 4A, 5A)  
 5. 30,682 1997 (3A, 4A, 5A)

### Top Two-Game Attendance (1984-2012)

1. 23,278 1984 (3A, 4A)  
 2. 21,596 1985 (4A, 5A)  
 3. 20,989 1986 (4A, 5A)  
 4. 20,700 1989 (4A, 5A)  
 5. 20,629 1993 (4A, 5A)

### Top Class A, 2A Attendance (1995-2012)

1. 15,633 1995  
 2. 15,370 2008  
 3. 15,137 2000  
 4. 14,753 2001  
 5. 14,512 2009

### Top Class 3A, 4A, 5A Attendance (1995-2012)

1. 40,680 2008  
 2. 38,478 2007  
 3. 31,964 2005  
 4. 31,650 2009  
 5. 30,682 1997



Year	1A	2A	3A	Total
1973-74	NA	NA	NA	NA
1974-75	2,005	3,434	4,428	9,867
1975-76	2,592	3,613	10,773	16,978
1976-77	2,049	2,993	6,915	11,957
1977-78	3,574	4,005	6,701	14,280
1978-79	3,098	5,803	9,039	17,940
1979-80	3,876	5,128	7,068	16,072
1980-81	3,090	4,471	10,777	18,338
1981-82	3,458	4,995	8,026	16,479
1982-83	3,452	4,300	7,992	15,744

Year	1A	2A	3A	4A	Total
1983-84	3,555	3,863	5,703	5,104	18,225

Year	1A, 2A	3A, 4A	Total
1984-85	10,900	<b>23,278</b>	34,178

Year	1A, 2A, 3A	4A, 5A	Total
1985-86	14,240	21,596	35,836
1986-87	16,893	20,989	37,882
1987-88	20,938	18,119	39,057
1988-89	21,050	18,048	39,098
1989-90	16,692	20,700	37,392
1990-91	23,887	18,730	42,617
1991-92	20,013	20,317	40,330
1992-93	20,396	16,082	36,478
1993-94	23,072	20,629	43,701
1994-95	21,478	19,954	41,432

Year	1A, 2A	3A, 4A, 5A	Total
1995-96	<b>15,633</b>	25,072	40,705
1996-97	12,593	27,211	39,804
1997-98	12,655	30,682	43,337
1998-99	14,269	26,085	40,354
1999-00	13,035	25,579	38,614
2000-01	15,137	27,744	42,881
2001-02	14,753	26,807	41,560
2002-03	10,891	27,787	38,678
2003-04	10,954	27,419	38,373
2004-05	12,931	26,148	39,079
2005-06	12,339	31,964	44,303
2006-07	10,603	29,395	39,998
2007-08	12,739	38,478	51,217
2008-09	15,370	<b>40,680</b>	<b>56,050</b>
2009-10	14,512	31,650	46,162
2010-11	10,809	28,832	39,641
2011-12	11,736	23,102	34,838
2012-13	8,828	18,543	27,371
Year	1A, 3A, 5A	2A, 4A, 6A	Total
2013-14	22,136	21,849	43,985

## Class A State Finalist Team Notes

### Pioneer Panthers

**Associated Press Poll:** 5th

**IFCA Coaches Poll:** 5th

- Pioneer returns to Class A state championship game 17 years after winning the 1997 state title.
- Panthers have won 12 straight games.
- Pioneer avenged its only loss of the season defeating top-ranked Winamac 28-6 on the road for the regional crown. It was a 31-point swing after a 23-14 loss in Week 2.
- That win over Winamac marked Pioneer's first regional crown since 2002.
- Panthers' running game amassed 11 yards per rush (553 yards on 50 carries) in their 62-7 semi-state win over South Adams. Senior fullback Justin Mersch has 276 yards on 16 carries and four TD.
- Team's 51.21 ppg ranks 5th in the state and 1st among all 1A teams.
- Panthers allow 11.14 ppg which is 5th among 1A teams.
- Pioneer's average margin of victory of 40.07 ppg ranks 6th in the state and 2nd in Class A.
- Finished 2nd in the Midwest Conference this season with 6-1 record.
- School is 39-21 (.650) in sectional play and 46-26 (.639) in state tournament since 1973.

### Football State Tournament History

**IHSAA Member School Since:** 1963

**First Football State Tournament:** 1985 (A)

State Champion: **(1)** 1997 (A)

State Finals Appearances: **(2)** 1997 (A), 2014 (A)

Semi-State Championships: **(2)** 1997 (A), 2014 (A)

Regional Championships: **(4)** 1997 (A), 2001 (A), 2002 (A), 2014 (A)

Sectional Championships: **(7)** 1997 (A), 2001 (A), 2002 (A), 2006 (A), 2008 (A), 2013 (A), 2014 (A)

### School's IHSAA State Championship History (1)

Football: **(1)** 1997 (A)

### North Vermillion Falcons

**Associated Press Poll:** 2nd

**IFCA Coaches Poll:** 2nd

- North Vermillion playing in its first football state championship game.
- One of four schools making its first appearance in state finals.
- Third North Vermillion team to play in a state finals event in any sport joining girls basketball team which made back-to-back appearances in Class A in 2002 and 2003.
- Team defeated three sectional opponents for the second time this season in Turkey Run, Covington and Fountain Central.
- Defeated three straight top 10 opponents to advance to the state championship game. Topped #10 Fountain Central in the sectional final, #6 Linton-Stockton in the regional and #8 Indianapolis Lutheran in Friday's semi-state.
- Trailing 19-17 at halftime of its semi-state game, the Falcons defense shut out Indianapolis Lutheran in the second half to win 37-19.
- One of six undefeated teams in this year's state finals.
- Falcons have four sectional championships in school history with three in the last four seasons.
- North Vermillion ranks 4th in the state in points allowed (8.57 ppg) and 3rd in margin of victory (42.0 ppg). Both are the best in all of Class A.
- Team's 50.57 ppg is the 6th best average in the state and 2nd only to Pioneer in Class A.
- Falcons won the Wabash River Conference with 7-0 record this season.
- School is 31-26 (.544) in sectional play and 33-29 (.532) in state tournament since 1973.

### Football State Tournament History

**IHSAA Member School Since:** 1964

**First Football State Tournament:** 1985 (A)

State Finals Appearances: This is North Vermillion's first appearance in the football state finals.

Semi-State Championships: **(1)** 2014 (A)

Regional Championships: **(1)** 2014 (A)

Sectional Championships: **(4)** 1993 (A), 2011 (A), 2012 (A), 2014 (A)

### School's IHSAA State Championship History (1)

Girls Basketball: **(1)** 2002 (A)



## Class 2A State Finalist Team Notes

### Rensselaer Central Bombers

**Associated Press Poll:** 2nd

**IFCA Coaches Poll:** 1st

- Rensselaer Central playing in its first state championship game in any sport.
- Second Rensselaer team to appear in a state finals event. The last and only other Rensselaer team was in 1914 when the Bombers were one of 77 teams who played in the boys basketball "state finals" over two days in Bloomington (Sectional tournaments were established the next year). Rensselaer lost its first round game to Brookville 22-19 that year.
- One of six undefeated teams in this year's state finals.
- One of four schools making its first appearance in state finals.
- Bombers defeated #5 Lafayette Central Catholic for the second time this season by a 17-14 count in the semi-state championship. Also took a 9-0 decision in Week 8.
- Rensselaer broke through to win the semi-state game in its fourth attempt in six years last Friday.
- Team defeated two top 10 teams during the tournament. Besides #5 Lafayette Central Catholic, they knocked out #7 Wheeler 51-7 in the sectional final.
- Squad leads all of Class 2A in scoring at 52.21 ppg (3rd in state) and a 41.79 margin of victory (4th in state). Defense only gives up 10.43 points per game to rank 2nd among 2A teams.
- Hoosier Conference champions this season with a 6-0 record.
- School is 49-20 (.710) in sectional games and 54-30 (.643) in state tournament since 1973.
- With a state championship on Friday, team would move up to Class 3A for the next two seasons due to the Tournament Success Factor (Rule 2-5).

#### Football State Tournament History

**IHSAA Member School Since:** 1904

**First Football State Tournament:** 1983 (2A)

State Finals Appearances: This is Rensselaer Central's first appearance in the football state finals.

Semi-State Championships: **(1)** 2014 (2A)

Regional Championships: **(4)** 2009 (2A), 2010 (2A), 2013 (2A), 2014 (2A)

Sectional Championships: **(10)** 1986 (2A), 1992 (2A), 2003 (3A), 2005 (2A), 2006 (2A), 2008 (2A), 2009 (2A), 2010 (2A), 2013 (2A), 2014 (2A)

#### School's IHSAA State Championship History

This would be Rensselaer Central's first state championship in any sport.

### Evansville Mater Dei Wildcats

**Associated Press Poll:** 1st

**IFCA Coaches Poll:** 2nd

- Evansville Mater Dei playing in its fifth Class 2A state championship game and seeking its second state football crown (2000). This is the school's second appearance in four years.
- One of six undefeated teams in this year's state finals.
- Mater Dei defeated three top 10 teams during the tournament trail -- at #10 Southridge in sectional semis, #3 Triton Central in regional and at #6 Monrovia in the semi-state.
- Wildcats won fifth sectional crown in six years this season.
- Team ranks third in Class 2A in points allowed at 12.21 ppg and fifth in Class 2A in scoring at 39.21 ppg.
- Champions of the Southern Indiana Conference with a 7-0 record this season.
- School is 66-14 (.825) in sectional games and 85-30 (.739) in state tournament since 1973.
- Head coach Mike Goebel has led Mater Dei teams to 13 state championships, including a state record 12 in wrestling. His total is the fourth-most in IHSAA history by a coach. He was also an assistant coach with Wildcats' 1994 runner-up team.

#### Football State Tournament History

**IHSAA Member School Since:** 1949

**First Football State Tournament:** 1983 (2A)

State Champion: **(1)** 2000 (2A)

Runner-Up: **(3)** 1994 (2A), 2001 (2A), 2011 (2A)

State Finals Appearances: **(5)** 1994 (2A), 2000 (2A), 2001 (2A), 2011 (2A), 2014 (2A)

Semi-State Championships: **(5)** 1994 (2A), 2000 (2A), 2001 (2A), 2011 (2A), 2014 (2A)

Regional Championships: **(12)** 1983 (2A), 1989 (2A), 1990 (2A), 1994 (2A), 1999 (2A), 2000 (2A), 2001 (2A), 2006 (3A), 2010 (2A), 2011 (2A), 2012 (2A), 2014 (2A)

Sectional Championships: **(18)** 1983 (2A), 1984 (2A), 1987 (2A), 1989 (2A), 1990 (2A), 1993 (2A), 1994 (2A), 1997 (2A), 1998 (2A), 1999 (2A), 2000 (2A), 2001 (2A), 2006 (3A), 2009 (2A), 2010 (2A), 2011 (2A), 2012 (2A), 2014 (2A)

#### School's IHSAA State Championship History (17)

Baseball: **(1)** 1999 (2A)

Boys Basketball: **(1)** 2004 (3A)

Girls Basketball: **(2)** 2012 (2A), 2013 (2A)

Football: **(1)** 2000 (2A)

Wrestling: **(12)** 1986, 1995, 1996, 1997, 1998, 1999, 2000, 2001, 2002, 2003, 2006, 2007

## Class 3A State Finalist Team Notes

### Andrean Fighting 59ers

**Associated Press Poll:** 1st

**IFCA Coaches Poll:** 1st

- Top-ranked Andrean playing for its second consecutive undefeated state championship in Class 3A and third title overall.
- Fighting 59ers have won 29 consecutive games and 11 straight tournament contests.
- One of six undefeated teams in this year's state finals.
- Andrean among state's best in points per game (42.36 ppg) and margin of victory (29.93 ppg). Defense has only surrendered 12.43 ppg this season.
- Team got a 33-yard field goal from Chase Dawson with 1:05 left in the game to top #3 Fort Wayne Bishop Luers 17-15 in the semi-state.
- 59ers claimed the Northwest Crossroads Conference title with a 6-0 record for the second straight year.
- Andrean is 59-13 (.819) in sectional play and 74-27 (.733) in state tournament games since 1973.
- With its regional title two weeks ago, Niners will move up to Class 4A for the next two seasons due to the Tournament Success Factor (Rule 2-5).

### Football State Tournament History

**IHSAA Member School Since:** 1961

**First Football State Tournament:** 1985 (4A)

State Champion: **(2)** 2004 (3A), 2013 (3A)

State Runner-Up: **(3)** 1997 (3A), 2001 (3A), 2002 (3A)

State Finals Appearances: **(6)** 1997 (3A), 2001 (3A), 2002 (3A), 2004 (3A), 2013 (3A), 2014 (3A)

Semi-State Championships: **(6)** 1997 (3A), 2001 (3A), 2002 (3A), 2004 (3A), 2013 (3A), 2014 (3A)

Regional Championships: **(8)** 1997 (3A), 1998 (3A), 2001 (3A), 2002 (3A), 2004 (3A), 2012 (2A), 2013 (3A), 2014 (3A)

Sectional Championships: **(17)** 1989 (4A), 1990 (4A), 1991 (4A), 1996 (3A), 1997 (3A), 1998 (3A), 2001 (3A), 2002 (3A), 2003 (3A), 2004 (3A), 2007 (3A), 2008 (3A), 2009 (3A), 2010 (3A), 2012 (2A), 2013 (3A), 2014 (3A)

### School's IHSAA State Championship History (9)

Baseball: **(4)** 2005 (3A), 2009 (3A), 2010 (3A), 2014 (3A)

Football: **(2)** 2004 (3A), 2013 (3A)

Softball: **(3)** 1998 (2A), 2007 (3A), 2012 (3A)

### Tri-West Hendricks Bruins

**Associated Press Poll:** 5th

**IFCA Coaches Poll:** 3rd

- Tri-West Hendricks advances to its sixth state championship game.
- Bruins seeking fourth football state championship, 10 years after its last crown.
- School won its first sectional championship in nine seasons with a 54-28 win at Western Boone.
- Tri-West toppled three top 10 teams during its state tournament journey -- defeated #6 Brebeuf Jesuit in sectional semis, #10 Guerin Catholic in the regional and #5 Heritage Hills on the road in the semi-state.
- Bruins have reeled off 13 straight wins following a season-opening 18-17 loss at West Lafayette on Aug. 22.
- Team ranks among the state leaders in scoring (42.36 ppg) and is second in all of Class 3A in points allowed (9.43).
- Champions of the Sagamore Conference this season with a 7-0 record.
- School is 43-19 (.694) in sectional games and 61-28 (.685) in state tournament since 1973.

### Football State Tournament History

**IHSAA Member School Since:** 1975

**First Football State Tournament:** 1982 (A)

State Champion: **(3)** 1996 (A), 2003 (2A), 2004 (2A)

Runner-Up: **(2)** 1989 (2A), 1995 (A)

State Finals Appearances: **(6)** 1989 (2A), 1995 (A), 1996 (A), 2003 (2A), 2004 (2A), 2014 (3A)

Semi-State Championships: **(6)** 1989 (2A), 1995 (A), 1996 (A), 2003 (2A), 2004 (2A), 2014 (3A)

Regional Championships: **(9)** 1984 (A), 1988 (2A), 1989 (2A), 1993 (A), 1995 (A), 1996 (A), 2003 (2A), 2004 (2A), 2014 (3A)

Sectional Championships: **(11)** 1984 (A), 1985 (2A), 1988 (2A), 1989 (2A), 1993 (A), 1995 (A), 1996 (A), 2003 (2A), 2004 (2A), 2005 (2A), 2014 (3A)

### School's IHSAA State Championship History (4)

Football: **(3)** 1996 (A), 2003 (2A), 2004 (2A)

Softball: **(1)** 2013 (3A)

## Class 4A State Finalist Team Notes

### New Prairie Cougars

**Associated Press Poll:** 8th

**IFCA Coaches Poll:** 8th

- New Prairie playing in its first football state championship game in school history.
- One of four schools making its first appearance in state finals.
- Second appearance in a state championship contest by a Cougars team. The 2006 softball team finished as Class 3A state runner-up.
- One of two LaPorte County teams playing in this year's state finals (LaPorte in 5A).
- Team has won 12 straight games following a season-opening loss to 5A state finalist LaPorte 56-42.
- New Prairie head coach Russ Radtke becomes first individual to coach three different schools in a football state championship game (North Judson-San Pierre, Griffith). He is one of 13 coaches to have taken at least two schools to a final game. Radtke is in his third season at NP (34-4) and 38th year overall (324-124) and is the fourth winningest coach in Indiana history.
- Cougars won their second consecutive sectional title and fourth in school history in a 37-35 road win over #3 Plymouth.
- Besides #3 Plymouth, also defeated #9 Northridge on the road by a 28-10 score to secure its first semi-state championship.
- New Prairie ranks 3rd among all Class 4A teams in scoring (43.71 ppg) and margin of victory (24.43 ppg).
- Claimed the Northern State Conference championship this season with a 7-0 record.
- School is 26-26 (.500) in sectional play and 29-29 (.500) in state tournament since 1973.

### Football State Tournament History

**IHSAA Member School Since:** 1968

**First Football State Tournament:** 1985 (4A)

State Finals Appearances: This is New Prairie's first appearance in the football state finals.

Semi-State Championships: **(1)** 2014 (4A)

Regional Championships: **(2)** 2004 (3A), 2014 (4A)

Sectional Championships: **(4)** 2004 (3A), 2006 (3A), 2013 (4A), 2014 (4A)

### School's IHSAA State Championship History

This would be New Prairie's first state championship in any sport.

### New Palestine Dragons

**Associated Press Poll:** 2nd

**IFCA Coaches Poll:** 2nd

- New Palestine making its second appearance in a football state championship game 24 years after its 2A state runner-up season.
- High-scoring Dragons lead the state in points per game (55.29) and margin of victory (47.43). Team ranks second in state in points allowed (7.86).
- One of six undefeated teams in this year's state finals.
- Dragons only loss over the last two seasons was in last year's semi-state to Columbus East.
- New Pal avenged that defeat in Friday's semi-state topping the defending state champion and #1 Olympians. Spencer Corey's 25 yard FG as time expired gave the Dragons a dramatic 30-28 come-from-behind victory.
- Hoosier Heritage Conference champions with a 7-0 record.
- School is 42-22 (.656) in sectional play and 48-31 (.608) in state tournament since 1973.
- With a state championship victory, New Palestine would move up to Class 5A for the next two seasons due to the Tournament Success Factor (Rule 2-5).
- Prior to the "all-in" tournament format that began in 1985, New Palestine had participated in the Class 2A state tournament in both 1983 and 1984 when 16 teams in each of four classes qualified for the post-season.

### Football State Tournament History

**IHSAA Member School Since:** 1915

**First Football State Tournament:** 1983 (2A)

Runner-Up: **(1)** 1990 (3A)

Appearances: **(2)** 1990 (3A), 2014 (4A)

Semi-State Championships: **(2)** 1990 (3A), 2014 (4A)

Regional Championships: **(4)** 1987 (3A), 1990 (3A), 2013 (4A), 2014 (4A)

Sectional Championships: **(8)** 1987 (3A), 1989 (3A), 1990 (3A), 2004 (3A), 2005 (3A), 2009 (4A), 2013 (4A), 2014 (4A)

### School's IHSAA State Championship History

Baseball: **(1)** 2004 (3A)

Softball: **(3)** 2004 (3A), 2008 (3A), 2009 (3A)

# Class 5A State Finalist Team Notes

## LaPorte Slicers

**Associated Press Poll:** NR

**IFCA Coaches Poll:** NR

- LaPorte is making its first trip to the football state finals. This is the first championship game appearance by a LaPorte team since its baseball team won the 2000 4A crown and the first state finals appearance since the softball team was among the four teams that participated in the 2008 4A event.
- Team lost five during a six-game stretch this season and entered the tournament with a 4-5 record, but has made an improbable run to its first state championship game inspired by memory of would-be senior Jake West who passed away last season during practice.
- One of four schools making its first appearance in state finals.
- This is the first state championship game where the two teams have combined for 10 losses on the season. *Note: NorthWood (2005 3A) is the only school to win a state title with six losses on the season.*
- One of two LaPorte County teams playing in this year's state finals (New Prairie in 4A).
- Defeated 4A state finalist and county rival New Prairie in season opener 56-42.
- Team captured just its second sectional and regional crowns this season.
- Defeated two ranked teams during the tournament in #6 Mishawaka for the sectional title and at #5 Fort Wayne Snider in Friday's semi-state.
- Avenged a double-OT loss to Michigan City in Week 8 with a 24-0 win to start the sectional.
- Among 5A teams, Slicers rank third in points allowed (18.31 ppg) and ninth in margin of victory (10.92 ppg).
- Team finished 5th in the Duneland Athletic Conference with a 2-5 record this season.
- School is 19-28 (.404) in sectional play and 22-29 (.431) in state tournament since 1973.

## Football State Tournament History

**IHSAA Member School Since:** 1904

**First Football State Tournament:** 1985 (5A)

State Finals Appearances: This is LaPorte's first appearance in the football state finals.

Semi-State Championships: **(1)** 2014 (5A)

Regional Championships: **(2)** 2006 (5A), 2014 (5A)

Sectional Championships: **(2)** 2006 (5A), 2014 (5A)

## School's IHSAA State Championship History (12)

Baseball: (8) 1967, 1971, 1976, 1982, 1987, 1990, 1992, 2000 (4A)

Boys Golf: **(2)** 1960, 1976

Girls Golf: **(1)** 1978

Boys Tennis: **(1)** 1968

## Indianapolis Cathedral Fighting Irish

**Associated Press Poll:** 7th

**IFCA Coaches Poll:** 6th

- Indianapolis Cathedral seeking a record fifth consecutive football state championship and making an unprecedented fifth straight trip to a state championship game. School is making its seventh appearance in last nine years. Fighting Irish are 11-3 in state championship games and haven't lost in last 10 trips.
- Became one of four teams to win four consecutive crowns a year ago. Warren Central won four straight 5A titles from 2003-06 while Lafayette Central Catholic (1A) and Fort Wayne Bishop Luers (2A) won four in a row from 2009-12.
- Cathedral looking to extend its state record with a 30th consecutive tournament victory dating back to 2010. Team set the new record with its 59-14 victory over #8 Decatur Central in the sectional championship game.  
**All-Time Consecutive Tournament Victories**  
**29: Indianapolis Cathedral, 2010-current**  
26: Fort Wayne Bishop Luers, 2009-13.  
26: Warren Central, 2003-07.  
25: Lafayette Central Catholic, 2009-13.  
23: Roncalli, 2002-05.  
23: Sheridan, 2005-08.
- A win on Saturday would tie Cathedral for most titles in state history.  
**Most Football State Championships**  
12: Indianapolis Bishop Chatard.  
11: Fort Wayne Bishop Luers.  
**11: Indianapolis Cathedral.**  
9: Sheridan.
- With a victory, head coach Rick Streiff would win a state record 10th football championship.  
**Coaches with Most State Championships**  
**9: Rick Streiff, Indianapolis Cathedral.**  
9: Matt Lindsay, Fort Wayne Bishop Luers.  
9: Bud Wright, Sheridan.  
8: Dick Dullaghan, Carmel/Ben Davis.
- Team was 1-4 to start the season and entered the tournament for the third year in a row with five regular season losses. Irish won the state title with a 10-5 record each of the last two years. *Note: NorthWood won the 2005 3A crown with a 9-6 record.*
- Cathedral is one of two schools (Fort Wayne Bishop Dwenger) to appear in an IHSAA state championship football game in each of the last five decades since the beginning of the state tournament in 1973 (i.e., 1973-79, 1980-89, 1990-99, 2000-09, 2010-current).
- With its regional title two weeks ago, team will move up to Class 6A for the next two seasons due to the Tournament Success Factor (Rule 2-5).

## Football State Tournament History

**IHSAA Member School Since:** 1942

**First Football State Tournament:** 1973 (3A)

**State Champion: (11)** 1986 (3A), 1992 (3A), 1996 (4A), 1998 (4A), 1999 (4A), 2006 (4A), 2008 (4A), 2010 (4A), 2011 (4A), 2012 (4A), 2013 (5A)

State Runner-Up: **(3)** 1973 (3A), 1976 (3A), 1991 (3A)

Semi-State Championships: **(13)** 1986 (3A), 1991 (3A), 1992 (3A), 1996 (4A), 1998 (4A), 1999 (4A), 2006 (4A), 2008 (4A), 2010 (4A), 2011 (4A), 2012 (4A), 2013 (5A), 2014 (5A)

Regional Championships: **(17)** 1976 (3A), 1986 (3A), 1991 (3A), 1992 (3A), 1996 (4A), 1998 (4A), 1999 (4A), 2001 (4A), 2006 (4A), 2007 (4A), 2008 (4A), 2009 (4A), 2010 (4A), 2011 (4A), 2012 (4A), 2013 (5A), 2014 (5A)

Sectional Championships: **(19)** 1976 (3A), 1986 (3A), 1987 (3A), 1991 (3A), 1992 (3A), 1993 (4A), 1996 (4A), 1998 (4A), 1999 (4A), 2001 (4A), 2006 (4A), 2007 (4A), 2008 (4A), 2009 (4A), 2010 (4A), 2011 (4A), 2012 (4A), 2013 (5A), 2014 (5A)

## School's IHSAA State Championship History (28)

Indianapolis Cathedral's 28 IHSAA state championships ranks fifth-most in state history. With a victory on Saturday, they would tie Bloomington South for fourth overall.



# Class 6A State Finalist Team Notes

## Carmel Greyhounds

**Associated Press Poll:** 1st  
**IFCA Coaches Poll:** 1st

- Carmel, last year's state runner-up, seeking second state championship in four years and making its seventh title game appearance in nine years.
- Both Carmel and Ben Davis playing for their eighth football state championship and either would become seventh school with as many titles.
- One of six undefeated teams in this year's state finals.
- Greyhounds are 7-5 in state championship games but this will be first meeting between the two conference rivals in a state championship game.
- Second meeting of the season between two teams as Carmel defeated Ben Davis 37-14 on Oct. 3.
- Ben Davis leads the overall series 20-19 but Carmel has won five of the last seven and seven of last 11 games.
- Greyhounds rank second among 6A schools in points allowed (11.15 ppg) and margin of victory (18.38).
- Kevin Wright is one of six coaches to have won state championships at two different schools and would become the first with multiple titles at both.
- With a win, Wright would become the eighth coach with five or more state championships. His father is Sheridan's Larry "Bud" Wright, the state's career wins leader and owner of nine state titles.
- He is one of 13 coaches to have taken more than one school to a final game.
- Carmel is 70-10 (.875) in sectional play and 110-30 (.786) in the state tournament since 1973.

### Football State Tournament History

**IHSAA Member School Since:** 1904

**First Football State Tournament:** 1975 (3A)

State Champion: **(7)** 1978 (3A), 1980 (3A), 1981 (3A), 1986 (5A), 1989 (5A), 2007 (5A), 2011 (5A)

Runner-Up: **(5)** 1975 (3A), 2006 (5A), 2008 (5A), 2009 (5A), 2013 (6A)

State Finals Appearances: **(13)** 1975 (3A), 1978 (3A), 1980 (3A), 1981 (3A), 1986 (5A), 1989 (5A), 2006 (5A), 2007 (5A), 2008 (5A), 2009 (5A), 2011 (5A), 2013 (6A), 2014 (6A)

Semi-State Championships: **(10)** 1981 (3A), 1986 (5A), 1989 (5A), 2006 (5A), 2007 (5A), 2008 (5A), 2009 (5A), 2011 (5A), 2013 (6A), 2014 (6A)

Regional Championships: **(17)** 1978 (3A), 1980 (3A), 1981 (3A), 1982 (3A), 1986 (5A), 1987 (5A), 1989 (5A), 1994 (5A), 1995 (5A), 1996 (5A), 2006 (5A), 2007 (5A), 2008 (5A), 2009 (5A), 2011 (5A), 2013 (6A), 2014 (6A)

Sectional Championships: **(26)** 1975 (3A), 1978 (3A), 1980 (3A), 1981 (3A), 1982 (3A), 1984 (4A), 1985 (5A), 1986 (5A), 1987 (5A), 1989 (5A), 1992 (5A), 1994 (5A), 1995 (5A), 1996 (5A), 1998 (5A), 1999 (5A), 2001 (5A), 2003 (5A), 2004 (5A), 2006 (5A), 2007 (5A), 2008 (5A), 2009 (5A), 2011 (5A), 2013 (6A), 2014 (6A)

### School's IHSAA State Championship History (121)

Greyhounds are seeking their 122nd IHSAA state championship overall and third this fall. They won their fifth straight girls cross country title on Nov. 1 in Terre Haute and their first ever in 4A volleyball on Nov. 8 in Muncie. Carmel teams also finished as state runners-up in boys tennis, boys cross country and 2A girls soccer this fall. Over the last five school years, Carmel has won 26 championships including a state record seven in 2011-12.

## Ben Davis Giants

**Associated Press Poll:** 4th  
**IFCA Coaches Poll:** 4th

- Ben Davis making its 10th appearance in a football state championship game and first in 12 years.
- Both Carmel and Ben Davis playing for their eighth football state championship and either would become seventh school with as many titles.
- Second meeting of the season between two conference rivals as Carmel defeated Ben Davis 37-14 on Oct. 3.
- Ben Davis leads the overall series 20-19 but Carmel has won five of the last seven and seven of last 11 games.
- Giants have defeated three consecutive top 10 teams in #7 Avon 34-27 for the sectional crown, defending state champion and #3 Warren Central 40-36 in the regional and #6 Center Grove 49-45 in the semi-state.
- Ben Davis put together a late rally in each of its last two games to win in dramatic fashion. Giants have won three straight one possession games.
- Giants rank 1st among 6A teams in scoring at 41.85 ppg and 5th in margin of victory at 15.0 ppg.
- Team finished third this season in the Metropolitan Interscholastic Conference with a 5-2 mark.
- Giants defeated 5A state finalist Indianapolis Cathedral 44-19 in the season opener.
- School is 62-11 (.849) in sectional play and 95-23 (.805) in the state tournament since 1973.

### Football State Tournament History

**IHSAA Member School Since:** 1915

**First Football State Tournament:** 1977 (3A)

State Champion: **(7)** 1987 (5A), 1988 (5A), 1990 (5A), 1991 (5A), 1999 (5A), 2001 (5A), 2002 (5A)

Runner-Up: **(2)** 1992 (5A), 1996 (5A)

State Finals Appearances: **(10)** 1987 (5A), 1988 (5A), 1990 (5A), 1991 (5A), 1992 (5A), 1996 (5A), 1999 (5A), 2001 (5A), 2002 (5A), 2014 (6A)

Semi-State Championships: **(10)** 1987 (5A), 1988 (5A), 1990 (5A), 1991 (5A), 1992 (5A), 1996 (5A), 1999 (5A), 2001 (5A), 2002 (5A), 2014 (6A)

Regional Championships: **(15)** 1987 (5A), 1988 (5A), 1990 (5A), 1991 (5A), 1992 (5A), 1995 (5A), 1996 (5A), 1997 (5A), 1998 (5A), 1999 (5A), 2000 (5A), 2001 (5A), 2002 (5A), 2008 (5A), 2014 (6A)

Sectional Championships: **(20)** 1977 (3A), 1987 (5A), 1988 (5A), 1990 (5A), 1991 (5A), 1992 (5A), 1995 (5A), 1996 (5A), 1997 (5A), 1998 (5A), 1999 (5A), 2000 (5A), 2001 (5A), 2002 (5A), 2003 (5A), 2004 (5A), 2006 (5A), 2008 (5A), 2011 (5A), 2014 (6A)

### School's IHSAA State Championship History (26)

Baseball: **(1)** 1981

Boys Basketball: **(2)** 1995, 1996

Girls Basketball: **(4)** 2000 (4A), 2001 (4A), 2009 (4A), 2010 (4A)

Boys Cross Country: **(4)** 1961, 1989, 1990, 1995

Football: **(7)** 1987 (5A), 1988 (5A), 1990 (5A), 1991 (5A), 1999 (5A), 2001 (5A), 2002 (5A)

Boys Golf: **(1)** 1992

Girls Swimming: **(3)** 1978, 1979, 1980

Boys Track & Field: **(3)** 2008, 2009, 2010



# Pioneer Panthers

## Class A



Lt.	Dk.	Name	Gr.	Ht.	Wt.	Position(s)
2	2	Jacob Morris	10	5-10	140	DB
3	3	Justin Mersch	12	5-9	180	LB
5	5	Sam Kiser	11	6-2	180	DB
10	10	Austin Harmon	10	5-8	155	DB
14	14	Keith Nies	10	5-10	160	DB
15	15	Levi Hoffman	9	5-5	125	DB
16	16	Quitin Nilson	10	6-0	145	DB
17	17	Payton Smith	11	5-7	140	DB
18	18	Jayson Mersch	9	5-7	140	DB
20	20	Austin Mersch	9	5-6	130	DB
21	21	Nick Barkas	10	6-2	170	LB
24	24	Nick Price	11	5-8	170	LB
25	25	Carter Ulrich	12	5-10	152	K
30	30	Brent Morris	10	5-8	150	LB
40	40	Nate Johnson	9	5-8	140	LB
45	45	Hunter Hellyer	10	5-8	140	LB

Lt.	Dk.	Name	Gr.	Ht.	Wt.	Position(s)
49	49	Nick Rogers	9	5-9	165	DB
52	52	Austyn Sparks	11	5-10	275	DL
56	56	Zach Mason	11	6-5	210	DL
57	57	Dean Shaw	9	5-8	155	DL
58	58	Parker Englert	12	6-4	280	DL
63	63	Ethan Schroder	12	6-0	190	LB
64	64	Deven Smith	12	6-2	195	DL
65	65	Jacob Lytle	11	6-3	265	DL
67	67	Garrett Schroder	9	5-9	180	DL
72	72	Kevin Hines	10	5-10	280	DL
74	74	Bradley Jameson	9	5-8	155	DL
76	76	Robert Kesling	11	6-0	210	DL
78	78	Bryer Fritz	11	5-9	240	DL
80	80	Tyler Shaw	12	6-2	230	DL
86	86	Caleb Kindley	11	6-1	185	LB

# Pioneer Panthers

## Class A



### Team Statistics

	Pioneer	Opponents
Total Points / Points Per Game	717 / 51.2	156 / 11.1
First Downs / Per Game	255 / 18	N/A
Rushing Yards / Per Game	5,235 / 373	N/A
Passing Yards / Per Game	1,039 / 74	N/A
Total Yards / Per Game	6,274 / 448	N/A
Fumbles Recovered By	13	N/A
Intercepted By	15	N/A
Total Punts / Average	10 / 32.0	N/A
Penalties / Yards	35 / 273	N/A

### Individual Statistics

Scoring	G	TD	1-Pt.	2-Pt.	FG	TP	PPG
3 Justin Mersch	12	30	--	--	--	180	15
14 Keith Nies	14	18	--	1	--	110	7.9
5 Sam Kiser	14	16	--	2	--	100	7.1
25 Carter Ulrich	12	--	73	--	--	73	6.1
86 Caleb Kindley	14	10	--	5	--	70	5.0

Rushing	G	Att.	Yds.	TD	YPG	YPC	Long
3 Justin Mersch	12	154	1713	28	142	11.2	86
24 Nick Price	14	93	904	9	65	9.72	86
14 Keith Nies	14	98	881	13	63	8.99	73
5 Sam Kiser	14	99	661	12	47	6.68	40
20 Austin Mersch	12	68	446	6	37	6.56	28

Passing	G	Comp.	Att.	Int.	TD	Yds.	YPG
5 Sam Kiser	14	57	96	4	23	956	68
40 Nate Johnson	9	1	1	--	1	83	9

Receiving	G	Rec.	Yds.	TD	YPG	YPC	Long
86 Caleb Kindley	14	17	293	10	20	17	30
14 Keith Nies	14	15	214	5	15	14	33
80 Tyler Shaw	14	8	175	3	12	22	51
17 Payton Smith	14	7	153	2	11	22	54
24 Nick Price	14	6	85	2	6	14	32

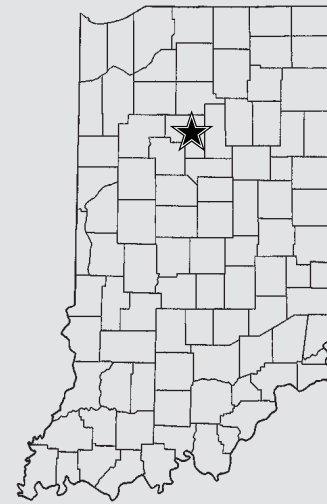
Defense	G	Tackles	For Loss	Sacks	INT	FF	FR
24 Nick Price	14	122	--	--	--	--	--
56 Zach Mason	14	110	--	11.5	--	2	1
21 Nick Barkas	14	99	--	3.5	--	--	1
65 Jacob Lytle	14	81	--	4.0	--	1	1
86 Caleb Kindley	14	71	--	1.0	--	--	3
5 Sam Kiser	14	68	--	--	7	--	--

### State Finals History

State Champion: **(1)** 1997 (A)  
 Appearances: **(2)** 1997 (A), 2014 (A)



Mike Johnson  
 Head Coach  
 202-76 (24th year)  
 202-76 (24th year overall)



### Team Facts

City/Town: Royal Center  
 County: Cass  
 Superintendent: Dr. David Bess  
 Principal: Jeremy Tucker  
 Athletic Director: Mike Johnson  
 Head Coach: Mike Johnson  
 Assistant Coaches: Steve Berkshire, David Gregorich, and Adam Berry  
 Student Managers: Kenedy Callaway, Alexa Berkshire, and Natalie Korniak  
 Offensive Formation: Wing T  
 Defensive Formation: 4-3  
 Colors: Black and Gold  
 Conference: Midwest  
 Enrollment: 259  
 Last Year's W-L Record: 10-3

### Season Results (13-1)

8/22	at Lewis Cass	W	34-18
8/30	vs. Winamac	L	14-23
9/6	at South Newton	W	56-6
9/12	Caston	W	56-7
9/19	at North Judson	W	49-14
9/26	Frontier	W	62-6
10/3	at North White	W	62-6
10/10	Tri-County	W	63-28
10/17	at West Central	W	55-7

### Sectional

10/24	at Tri-County	W	69-14
10/31	North White	W	63-14
11/7	Carroll (Flora)	W	44-0

### Regional

11/14	at Winamac	W	28-6
-------	------------	---	------

### Semi-State

11/21	South Adams	W	62-7
-------	-------------	---	------

**DEPTH CHART** Please list your two-deeps at each position.

**Offense**

Pos.	No.	Name
QB	5	Sam Kiser
	2	Jake Morris
FB	3	Justin Mersch
	20	Austin Mersch
TE	80	Tyler Shaw
	10	Austin Harmon
TE	86	Caleb Kindley
	40	Nate Johnson
HB	24	Nick Price
	21	Nick Barkas
HB	14	Keith Nies
	17	Payton Smith
LT	64	Deven Smith
	67	Garret Schroder
LG	63	Ethan Schroder
	55	Nick Rogers
C	58	Parker Englert
	72	Kevin Hines
RG	56	Zach Mason
	78	Bryer Fritz
RT	65	Jacob Lytle
	57	Dean Shaw

**Defense**

Pos.	No.	Name
DE	80	Tyler Shaw
DE	56	Zach Mason
DT	65	Jacob Lytle
NT	64	Deven Smith
	3	Justin Mersch
LB	24	Nick Price
LB	21	Nick Barkas
LB	86	Caleb Kindley
FS	5	Sam Kiser
SS	14	Keith Nies
C	2	Jake Morris
C	17	Payton Smith

**Specialists**

Pos.	No.	Name
Punter	5	Sam Kiser
Placekicker	25	Carter Ulrich
Kickoffs	25	Cater Ulrich
Long Snapper	64	Deven Smith
Holder	86	Caleb Kindley
Punt Returns	5	Sam Kiser
	14	Keith Nies
Kickoff Returns	5	Sam Kiser
	3	Justin Mersch



## HEAD COACH PROFILE

**Name:** Mike Johnson

**Age:** 47

**Spouse's Name:** Velma Johnson

**Years Married:** 5

**Children's Names, Ages:** Cortney 18, Keith 15, Keirsten 8, Joe 2, Jacob 7months

**Current Occupation, Employer:** Pioneer

**No. of Yrs.:** 24

**If a teacher, what subjects and grades do you teach:**

### Education

**High School Attended, Year Graduated:** Wes-Del

**College Attended, Year Graduated:** Indiana State University 1991

**Degree(s) / Major:** English

### Athletic Participation

<b>Sport</b>	<b>High School Years (ie: 1972, 73)</b>	<b>College Years (ie: 1976, 77)</b>
Football	1982-85	
Wrestling	1982-85	

**As a high school or college player, have you ever competed in a State or National Championship Event in any sport? If yes, please give details:**

High School wrestling state finals 1984 and 1985

### Coaching Experience (Football Only)

**Years as Varsity Head Coach at Current School (ie: 5 years):** 24

**Actual Years as Varsity Head Coach at Current School (ie: 1996-2000):** 1991-present

**Record as Varsity Head Coach at Current School:** 202-76

**Overall Varsity Head Coaching Record:** 202-76

**Do you coach any other sports at your school?**

**Please list below where you've coached during your career starting with your current position:**

<b>School</b>	<b>Head / Asst.</b>	<b>No. of Years (ie: 5)</b>	<b>Actual Years (ie: 1992-present)</b>
Pioneer High School	Head	24	1991-present

**Tournament Championships** (As the Varsity Head Coach, list years your team won):

**Sectional:** 1997, 2001, 2002, 2006, 2008, 2013, 2014

**Regional:** 1997, 2001, 2002, 2014

**Semi-State:** 1997, 2014

**State Championship:** 1997

**Something Interesting About You Personally Or Professionally That People Might Not Know:**



# North Vermillion Falcons

## Class A



Lt.	Dk.	Name	Gr.	Ht.	Wt.	Position(s)
1	1	Adam Scott	12	5-7	140	WR/DB/K
7	7	Trent Zumwalt	10	5-8	160	WR/DB
10	10	Evan Weir	10	6-0	170	RB/LB
11	11	Cody Wright	10	6-1	190	QB/DB
12	12	Jacob Hill	9	5-8	160	QB/DB
22	22	Jacob Earl	11	5-11	185	RB/LB
23	23	Ethan Lee	12	5-10	160	WR/DB
28	28	Cole Gates	9	5-11	150	RB/LB
32	32	Drew Buchhaas	10	6-1	160	WR/LB
34	34	Justin Turner	9	5-7	135	WR/DB
35	35	Corey Davis	11	5-9	165	WR/DB
40	40	Brock Meriwether	10	5-6	140	WR/DB
42	42	Vaughn Depugh	11	5-9	150	WR/DB
47	47	Braeden Hollowell	12	5-9	180	WR/DB
50	50	Dakoda Chapman	12	6-1	230	OL/DL
51	51	Jackson Gillespie	9	5-8	185	OL/DL
53	53	Bryson Carson	10	5-11	185	OL/DL

Lt.	Dk.	Name	Gr.	Ht.	Wt.	Position(s)
56	56	Joseph Culbreath	10	5-8	200	OL/DL
60	60	Zeth Jumps	12	5-10	190	OL/DL
63	63	James Dunavan	10	5-9	215	OL/DL
64	64	Ryder Holmes	9	5-9	155	OL/DL
65	65	Riley Garner	11	5-9	180	OL/DL
68	68	Braxton Carson	9	5-9	225	OL/DL
70	70	Dakota Wise	11	5-9	230	OL/DL
72	72	Andrew Sheppard	12	6-4	230	OL/DL
74	74	Colton Barton	9	5-11	220	OL/DL
77	77	Kaleb Hill	12	5-10	210	OL/DL
78	78	Clayton Barton	9	5-9	230	OL/DL
80	80	Kayleb Stephens	9	5-8	135	WR/DB
83	83	Levi Watson	12	6-2	175	WR/DB
84	84	Ethan Bell	9	5-8	135	WR/DB
85	85	Arie Sollars	11	5-11	200	WR/LB
88	88	Lance Warner	12	6-0	170	WR/DB
89	89	Kyle Wickens	11	6-0	170	WR/DL

# North Vermillion Falcons

Class A



## Team Statistics

	North Vermillion	Opponents
Total Points / Points Per Game	708 / 50.57	120 / 8.57
First Downs / Per Game	385 / 27.5	261 / 18.6
Rushing Yards / Per Game	4,320 / 309	1,518 / 108
Passing Yards / Per Game	2,086 / 149	1,134 / 81
Total Yards / Per Game	6,406 / 457.6	2,652 / 189
Fumbles Recovered By	11	5
Intercepted By	13	4
Total Punts / Average	40 / 1,328	53 / 2,043
Penalties / Yards	35 / 268	58 / 453

## Individual Statistics

Scoring	G	TD	1-Pt.	2-Pt.	FG	TP	PPG
22 Jacob Earl	14	44	--	--	--	264	18.9
23 Ethan Lee	14	22	--	--	--	134	9.6
1 Adam Scott	14	--	88	--	3	97	6.9
11 Cody Wright	14	14	--	--	--	84	6.0
47 Braeden Hollowell	14	9	--	--	--	54	3.9

Rushing	G	Att.	Yds.	TD	YPG	YPC	Long
22 Jacob Earl	14	186	2100	34	150	11.3	70
11 Cody Wright	14	140	906	14	64.7	6.5	58
23 Ethan Lee	14	69	602	10	53	8.7	85
12 Jacob Hill	14	43	304	3	30.4	7.1	51
47 Braeden Hollowell	14	25	284	6	20.3	11.4	43

Passing	G	Comp.	Att.	Int.	TD	Yds.	YPG
11 Cody Wright	14	171	289	3	24	2031	198.7
12 Jacob Hill	10	4	10	1	1	55	5.5

Receiving	G	Rec.	Yds.	TD	YPG	YPC	Long
23 Ethan Lee	14	43	767	10	54.8	17.8	66
22 Jacob Earl	14	28	471	7	33.6	16.8	77
47 Braeden Hollowell	14	28	375	3	26.8	13.4	28
35 Corey Davis	14	20	311	3	22.2	13.4	58
89 Kyle Wickens	14	6	66	3	4.7	11	19

Defense	G	Tackles	For Loss	Sacks	INT	FF	FR
10 Evan Weir	14	153	31	4	1	2	1
35 Corey Davis	14	114	11	--	--	--	2
50 Dakota Chapman	14	102	20	1	1	1	--
60 Zeth Jumps	14	70	10	8	0	2	1
89 Kyle Wickens	14	42	10	4	0	--	--
22 Jacob Earl	14	37	8	1	4	3	1

## State Finals History

First Appearance

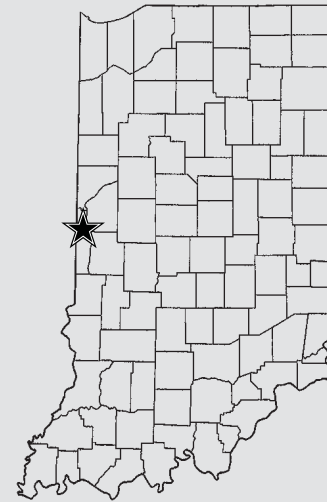


Brian Crabtree

Head Coach

36-2 (3rd year)

71-41 (10th year overall)



## Team Facts

City/Town: Cayuga

County: Vermillion

Superintendent: Michael F. Turner

Principal: Jayne Ann Virostko

Athletic Director: Martin Brown

Head Coach: Brian Crabtree

Assistant Coaches: Justin Fischer, Ben Blank, Dwight George, Seth Marshall, and Tom Cook

Student Managers: Hannah Moudy,

Emilee Farley, Gage Woodard and

Kaden Kilgore

Offensive Formation: Spread

Defensive Formation: 4-3

Colors: Blue and White

Conference: Wabash River

Enrollment: 251

Last Year's W-L Record: 10-1

## Season Results (14-0)

8/22 Turkey Run W 69-6

8/29 South Vermillion W 56-13

9/6 at Covington W 59-0

9/12 North Central (Farmersburg) W 77-7

9/19 at Riverton Parke W 63-0

9/26 Attica W 48-13

10/3 at Rockville W 41-7

10/10 Fountain Central W 21-14

10/17 at Seeger W 49-7

### Sectional

10/24 at Turkey Run W 61-6

10/31 Covington W 48-0

11/7 Fountain Central W 48-20

### Regional

11/14 Linton-Stockton W 31-8

### Semi-State

11/21 at Indpls. Lutheran W 37-19

**DEPTH CHART** Please list your two-deeps at each position.

**Offense**

Pos.	No.	Name
LT	60	Zeth Jumps
LT	77	Kaleb Hill
LG	77	Kaleb Hill
LG		
C	70	Dakota Wise
C	77	Kaleb Hill
RG	50	Dakoda Chapman
RG	63	James Dunavan
RT	53	Bryson Carson
RT	65	Riley Garner
WR	23	Ethan Lee
WR	88	Lance Warner
SL	47	Braeden Hollowell
SL	89	Kyle Wickens
SL	35	Corey Davis
WR	1	Adam Scott
WR	83	Levi Watson

**Defense**

Pos.	No.	Name
DE	60	Zeth Jumps
DE	32	Drew Buchhaas
DT	72	Andrew Sheppard
DT	85	Arie Solloars
DE	89	Kyle Wickens
DE	53	Bryson Carson
OLB	22	Jacob Earl
OLB	7	Trent Zumwalt
MLB	10	Evan Weir
MLB	50	Dakoda Chapman
OLB	35	Corey Davis
OLB	32	Drew Buchhaas
C	42	Vaughn DePugh
C	1	Adam Scott
S	47	Braeden Hollowell
S	88	Lance Warner
S	23	Ethan Lee
S	88	Lance Warner
C	11	Cody Wright
C	83	Levi Watson

**Specialists**

Pos.	No.	Name
Punter	11	Cody Wright
	22	Jacob Earl
Placekicker	1	Adam Scott
	80	Kayleb Stephens
Kickoffs	1	Adam Scott
	80	Kayleb Stephens
Long Snapper	77	Kaleb Hill
	35	Corey Davis
Holder	23	Ethan Lee
	47	Braeden Hollowell
Punt Returns	23	Ethan Lee
	22	Jacob Earl
Kickoff Returns	1	Adam Scott
	80	Kayleb Stephens



## HEAD COACH PROFILE

**Name:** Brian Crabtree

**Age:** 37

**Spouse's Name:** Kristin Crabtree

**Years Married:** 14

**Children's Names, Ages:** Tycee 10, Baylee 8, & McKinlee 5 weeks old

**Current Occupation, Employer:** Teacher/Coach North Vermillion High School

**No. of Yrs.:** 3

**If a teacher, what subjects and grades do you teach:** Advanced Physical Education grades 9-12

### Education

**High School Attended, Year Graduated:** North Davies High School, 1996

**College Attended, Year Graduated:** Anderson University 1996, & University of Southern Indiana 1997-2002

**Degree(s) / Major:** B.S. Physical Education

### Athletic Participation

<b>Sport</b>	<b>High School Years (ie: 1972, 73)</b>	<b>College Years (ie: 1976, 77)</b>
Football	1992, 1993, 1994, 1995	1996
Basketball	1995, 1996	
Track & Field	1992, 1993, 1994, 1995	

**As a high school or college player, have you ever competed in a State or National Championship Event in any sport? If yes, please give details:** No

### Coaching Experience (Football Only)

<b>Years as Varsity Head Coach at Current School (ie: 5 years):</b>	3
<b>Actual Years as Varsity Head Coach at Current School (ie: 1996-2000):</b>	2012-2014
<b>Record as Varsity Head Coach at Current School:</b>	36-2
<b>Overall Varsity Head Coaching Record:</b>	71-41
<b>Do you coach any other sports at your school?</b>	No

**Please list below where you've coached during your career starting with your current position:**

<b>School</b>	<b>Head / Asst.</b>	<b>No. of Years (ie: 5)</b>	<b>Actual Years (ie: 1992-present)</b>
North Vermillion	Head	3	2012-Present
North Putnam	Head	1	2011
North Central (Farmersburg)	Head	6	2005-2011
Monrovia	Asst.	3	2002-2005
Evansville North	Asst.	1	2001
Tecumseh	Asst.	3	1997-2000

**Tournament Championships** (As the Varsity Head Coach, list years your team won):

**Sectional:** 2012, 2014

**Regional:** 2014

**Semi-State:** 2014

**State Championship:**

**Something Interesting About You Personally Or Professionally That People Might Not Know:** Enjoys cooking



# Rensselaer Central Bombers

Class 2A



Lt.	Dk.	Name	Gr.	Ht.	Wt.	Position(s)	Lt.	Dk.	Name	Gr.	Ht.	Wt.	Position(s)
1	1	Ben Korniak	9	5-5	130	WR/DB	54	54	Shawn Hofferth	10	6-0	160	OL/DL
2	2	Jaylen Gilbert	9	6-1	150	QB/DB	55	55	Koby Wright	11	6-0	180	OL/DL
4	4	Ryne Webb	10	5-2	100	WR/DB	57	57	Hunter Warren	10	5-9	165	OL/DL
5	5	Trevor Hill	12	5-8	155	RB/DB	58	58	Ricky Shupe	10	5-10	225	OL/DL
7	7	Jordan Owens	9	5-8	140	RB/DB	59	59	Brandt Cain	10	5-10	160	OL/DL
8	8	Pedro Hernandez	10	5-7	150	RB/DB	60	60	Luke Branson	10	5-11	200	OL/DL
9	9	Rylan Arihood	12	5-8	170	RB/DB	61	61	Hunter Wright	11	6-1	220	OL/DL
10	10	Garett Eldridge	11	5-9	175	RB/DB	62	62	Jared Shanley	11	5-11	200	OL/LB
15	15	Ab Kiger	12	6-1	180	TE/DB	63	63	Hunter Neff	9	5-11	195	OL/DL
18	18	Jonathan Hickman	10	6-0	160	QB/DB	64	64	Damian Martin	11	5-11	215	OL/DL
20	20	Austin Grist	11	5-10	145	RB/LB	65	65	John Ohanis	12	5-8	225	OL/DL
21	21	Bryce Jordan	10	5-8	145	WR/DB	66	66	Jacob Trammel	10	6-0	210	OL/LB
22	22	Anthony Ybarra	9	5-6	140	WR/DB	67	67	Tyler Hannon	9	5-10	200	OL/LB
25	25	Keegan Stevens	11	5-11	170	QB/DB	68	68	Bryce Kingman	10	6-0	220	OL/DL
28	28	Dylan Wright	12	6-0	180	QB/DB	70	70	Zach Wamsley	10	5-9	215	OL/DL
30	30	Hunter Davisson	9	5-5	120	WB/DB	71	71	Josh Purevich	11	5-9	200	OL/DL
32	32	Will Spencer	10	6-0	160	RB/DB	73	73	David Barden	9	6-0	140	OL/DL
33	33	Parker Jordan	9	5-9	150	RB/LB	74	74	Xavier Bashir	9	5-10	170	OL/LB
34	34	Trent McAdow	10	5-6	160	RB/LB	75	75	Jack Ziese	11	5-11	230	OL/DL
35	35	Sam Ahler	11	5-11	175	RB/LB	77	77	Matthew Barker	9	5-11	240	OL/DL
38	38	Isaac Ahler	9	5-10	155	FB/LB	79	79	Ryan Ricci	10	6-1	280	OL/DL
40	40	Dalton Murphy	12	5-10	190	FB/LB	80	80	Garrett Pinkerman	10	6-1	150	TE/DL
41	41	Jake Steinke	12	5-9	160	RB/DB	82	82	Thadd Edelman	9	5-4	130	WR/DB
44	44	Nathan Ziese	12	6-1	180	OL/DL	83	83	Dalton Souders	12	5-10	175	TE/DL
50	50	Kole Risner	12	5-10	185	OL/LB	84	84	Dylan Bushong	9	5-10	145	WR/DB
51	51	Tomas Saavedra	9	5-8	155	OL/DL	87	87	Seth Edelman	11	6-0	145	WR/DB
52	52	Jordan Arnett	10	5-9	225	OL/DL	88	88	Austin Fleming	12	6-1	180	TE/LB
53	53	Mason Chapman	9	5-9	145	OL/DL							

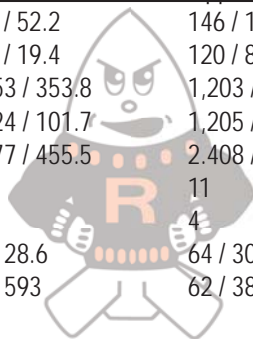
# Rensselaer Central Bombers

Class 2A



## Team Statistics

	Rensselaer Central	Opponents
Total Points / Points Per Game	731 / 52.2	146 / 10.4
First Downs / Per Game	272 / 19.4	120 / 8.6
Rushing Yards / Per Game	4,953 / 353.8	1,203 / 85.9
Passing Yards / Per Game	1,424 / 101.7	1,205 / 86.1
Total Yards / Per Game	6,377 / 455.5	2,408 / 172
Fumbles Recovered By	13	11
Intercepted By	22	4
Total Punts / Average	16 / 28.6	64 / 30.6
Penalties / Yards	77 / 593	62 / 386



## Individual Statistics

Scoring	G	TD	1-Pt.	2-Pt.	FG	TP	PPG
9 Rylan Arihood	14	40	--	5	--	250	17.9
5 Trevor Hill	14	14	--	1	--	88	6.3
88 Austin Fleming	14	15	--	--	--	90	6.3
28 Dylan Wright	14	9	--	5	--	64	4.6
15 Ab Kiger	14	5	--	--	--	30	2.1

Rushing	G	Att.	Yds.	TD	YPG	YPC	Long
9 Rylan Arihood	14	276	1915	37	136.8	6.9	60
5 Trevor Hill	14	63	745	10	53.2	11.8	81
28 Dylan Wright	14	80	522	9	37.3	6.5	57
88 Austin Fleming	14	38	381	9	27.2	10	68
41 Jake Steinke	14	38	374	2	26.7	9.8	51

Passing	G	Comp.	Att.	Int.	TD	Yds.	YPG
28 Dylan Wright	14	68	107	4	17	1424	101.7

Receiving	G	Rec.	Yds.	TD	YPG	YPC	Long
15 Ab Kiger	14	19	435	5	31.1	22.9	67
41 Jake Steinke	14	14	348	2	24.9	24.9	69
9 Rylan Arihood	14	10	197	3	14.1	19.7	58
5 Trevor Hill	14	9	159	3	11.4	17.7	64
83 Dalton Souders	14	7	117	--	9.0	16.7	23

Defense	G	Tackles	For Loss	Sacks	INT	FF	FR
35 Sam Ahler	14	104	5	--	1	--	1
88 Austin Fleming	14	86	28	12/73	3	2	3
40 Dalton Murphy	14	80	17	3/7	--	1	--
15 Ab Kiger	14	70	2	--	6	1	1
83 Dalton Souders	14	69	25	10/66	--	1	2
65 John Ohanis	14	66	18	1/1	--	--	3

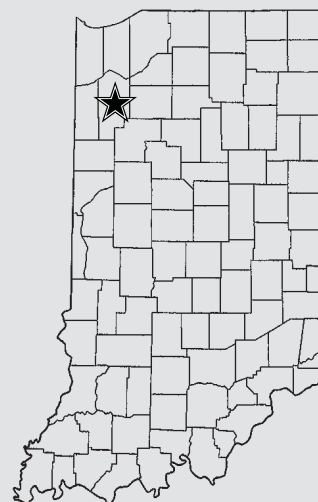
## State Finals History

First Appearance



Chris Meeks  
Head Coach

133-64 (16th year)  
133-64 (16th year overall)



## Team Facts

City/Town: Rensselaer  
 County: Jasper  
 Superintendent: Ned Speicher  
 Principal: Bill Zimmer  
 Athletic Director: Ken Hickman  
 Head Coach: Chris Meeks  
 Assistant Coaches: Brian Zacher, Eric Nowlin, Jeff Phillips, Matt Stevens, and Doug Hannon  
 Student Managers: Taryn Johns and Mariah Miller  
 Offensive Formation: Multiple  
 Defensive Formation: 5-2  
 Colors: Red and Black  
 Conference: Hoosier  
 Enrollment: 538  
 Last Year's W-L Record: 11-3

## Season Results (14-0)

8/22	at Kankakee Valley	W	60-34
8/29	North Newton	W	65-0
9/6	North Judson	W	68-13
9/12	at Tipton	W	77-0
9/19	at Twin Lakes	W	57-14
10/3	West Lafayette	W	40-17
10/10	Lafayette Central Catholic	W	9-0
10/17	Benton Central	W	63-0
<b>Sectional</b>			
10/24	Hammond Bishop Noll	W	67-6
10/31	Bowman Academy	W	60-14
11/7	at Wheeler	W	51-7
<b>Regional</b>			
11/14	at Bremen	W	48-13
<b>Semi-State</b>			
11/21	Lafayette Central Catholic	W	17-14

**DEPTH CHART** Please list your two-deeps at each position.

**Offense**

Pos.	No.	Name
QB	28	Dylan Wright
	10	Garett Eldridge
RB	9	Rylan Arihood
	20	Austin Grist
FB	88	Austin Fleming
	40	Dalton Murphy
Wing	5	Trevor Hill
	41	Jake Steinke
TE	15	Ab Kiger
	18	Jonathon Hickman
TE	83	Dalton Souders
	88	Austin Fleming
C	65	John Ohanis
	73	Zach Wamsley
LG	50	Kole Risner
	55	Kobe Wright
RG	71	Josh Purevich
	55	Kobe Wright
LT	62	Jared Shanley
	61	Hunter Wright
RT	75	Jack Ziese
	61	Hunter Wright

**Specialists**

Pos.	No.	Name
Punter	28	Dylan Wright
Placekicker	44	Nathan Ziese
Kickoffs	44	Nathan Ziese
Long Snapper	75	Jack Ziese
Holder	83	Dalton Souders
Punt Returns	5	Trevor Hill
	41	Jake Steinke
Kickoff Returns	10	Garett Eldridge
	5	Trevor Hill
	41	Jake Steinke

**Defense**

Pos.	No.	Name
NG	60	Luke Branson
	55	Kobe Wright
DT	65	John Ohanis
	71	Josh Purevich
DT	61	Hunter Wright
	55	Kobe Wright
DE	83	Dalton Souders
	18	Jonathon Hickman
DE	88	Austin Fleming
	18	Jonathon Hickman
ILB	40	Dalton Murphy
	50	Kole Risner
ILB	35	Sam Ahler
	50	Kole Risner
C	41	Jake Steinke
	28	Dylan Wright
C	5	Trevor Hill
	28	Dylan Wright
S	15	Ab Kiger
	9	Rylan Arihood
S	10	Garett Eldridge
	9	Rylan Arihood



## HEAD COACH PROFILE

Name: Chris Meeks

Age: 48

Spouse's Name: Lynn Meeks

Years Married: 25

Children's Names, Ages: Chelsie and Mackenzie

Current Occupation, Employer: Teacher, Rensselaer Central High School

No. of Yrs.: 19

If a teacher, what subjects and grades do you teach: 9-12 Physical Education

### Education

High School Attended, Year Graduated: Rensselaer Central High School, 1984

College Attended, Year Graduated: St. Josephs College, 1991

Degree(s) / Major: BS/Physical Education

### Athletic Participation

Sport

High School Years

College Years

(ie: 1972, 73)

(ie: 1976, 77)

Football – 1981, 1982, 1983

As a high school or college player, have you ever competed in a State or National Championship Event in any sport? If yes, please give details: None

### Coaching Experience (Football Only)

Years as Varsity Head Coach at Current School (ie: 5 years): 16

Actual Years as Varsity Head Coach at Current School (ie: 1996-2000): 16

Record as Varsity Head Coach at Current School: 133-64

Overall Varsity Head Coaching Record: 133-64

Do you coach any other sports at your school? No

Please list below where you've coached during your career starting with your current position:

School	Head / Asst.	No. of Years (ie: 5)	Actual Years (ie: 1992-present)
Rensselaer Central High School	Asst.	6	1986-1992
Frankfort Middle School	MS Coach	3	1992-1995
Rensselaer Central High School	Asst.	3	1995-1998
Rensselaer Central High School	Head	16	1999-2014

**Tournament Championships** (As the Varsity Head Coach, list years your team won):

**Sectional: 2003, 2005, 2006, 2008, 2009, 2010, 2013, 2014**

**Regional: 2009, 2010, 2013, 2014**

**Semi-State: 2014**

**State Championship: 0**

**Something Interesting About You Personally Or Professionally That People Might Not Know:**

I love studying the weather. If I did not go into the education profession, I would have gone to school to study the weather.



# Evansville Mater Dei Wildcats

## Class 2A



Lt.	Dk.	Name	Gr.	Ht.	Wt.	Position(s)	Lt.	Dk.	Name	Gr.	Ht.	Wt.	Position(s)
3	3	Logan McCann	12	5-10	195	RB/DB	42	42	Sam Bassemier	12	5-10	185	RB/DL
4	4	Mitchell Shelton	10	5-8	135	WR/DB	47	47	Jack Mann	9	5-11	140	WR/DB
5	5	Drayke Richardt	11	5-9	175	RB/LB	48	48	Canyon Zeman	11	5-10	160	WR/LB
6	6	Logan Kukn	10	5-7	135	WR/DB	51	51	Jake Sollman	11	6-2	190	OL/DL
7	7	Kyle Embry	11	5-7	145	WR/DB	52	52	Trevor Dale	12	6-3	205	OL/DL
8	8	Justin Weithman	11	6-2	160	WR/DB	53	53	Jarred Kinnaman	10	6-1	210	OL/DL
9	9	Chase Rheinlander	9	5-7	145	RB/DB	54	54	Cole Lannert	10	5-9	165	OL/LB
10	10	Rob Bow	11	5-9	185	QB/DB	55	55	Hunter Carr	11	5-11	175	OL/LB
11	11	Blake Jourdan	11	5-9	150	WR/DB	56	56	Hunter Happe	11	5-11	160	OL/DL
12	12	Jackson Pokorney	11	6-2	190	QB/DB	57	57	Noah Wagner	9	6-0	180	OL/DL
13	13	Ashton Forzley	12	5-10	175	RB/LB	58	58	Adam Wildeman	9	6-1	215	OL/DL
14	14	Cooper Ricketts	11	6-0	155	WR/DB	59	59	Kyle Dennis	11	5-11	260	OL/DL
15	15	Caleb Moll	10	5-10	155	QB/DB	60	60	Jack Berendes	9	6-1	180	OL/DL
16	16	Nick Will	10	5-7	140	WR/DB	61	61	Nick Davidson	10	6-1	175	OL/DL
17	17	Kurtis Wilderman	10	6-0	200	QB/DB	62	62	Reed Olivey	12	6-0	185	OL/DL
18	18	Greg Hardin	11	5-6	135	WR/DB	63	63	Michael Boots	9	6-1	205	OL/DL
19	19	Drew Schlachter	10	5-10	145	WR/DB	64	64	Austin Fleck	11	6-2	230	OL/DL
20	20	Spencer Wagner	10	5-10	175	WR/DE	65	65	Mark Blankenberger	12	6-0	200	OL/DL
21	21	Mitch Lehman	11	5-9	150	WR/DB	66	66	Payton Norsworthy	11	6-2	190	OL/DL
22	22	Julian Weidner	12	5-11	185	WR/DB	67	67	Zachery Mueller	10	5-8	190	OL/DL
23	23	Austin Clausheide	10	5-5	135	WR/DB	68	68	Evan Williams	12	6-2	290	OL/DL
24	24	Jared Strehl	11	5-9	150	WR/DB	70	70	Blake Weinzapfel	11	6-2	225	OL/DL
25	25	Caylon Hobgood	12	5-8	155	WR/DB	71	71	Tristen Watts	11	6-2	210	OL/DL
26	26	Owen Fritch	12	6-1	180	WR/DB	74	74	Daniel Wilmes	10	6-3	185	OL/DL
27	27	Chase Johnson	11	5-7	145	WR/DB	76	76	J T Townsend	9	6-0	250	OL/DL
28	28	Spencer Allen	11	5-6	150	WR/DB	78	78	Roman Graves	9	5-10	225	OL/DL
30	30	Hunter Garibay	11	5-9	150	WR/DB	80	80	Nick Buedel	12	6-0	175	OL/DL
31	31	Bryce Kuhn	10	5-6	115	WR/DB	81	81	Brendan Scheller	12	5-11	160	WR/DB
32	32	Blake Chandler	9	5-9	160	QB/DB	82	82	Adrian Butler	12	6-4	235	TE/DE
33	33	Tyler Effinger	10	5-10	170	RB/LB	84	84	Zachary Hausmann	10	5-9	160	WR/DB
34	34	Jules Weinzapfel	9	6-0	140	K	85	85	Joe Kayser	11	5-10	145	WR/DB
35	35	Roman Weinizapfel	12	6-1	170	LB	86	86	Luke Neitzke	12	6-0	155	WR/DB
36	36	Logan Kohut	10	5-10	140	RB/LB	87	87	Walker Massey	9	5-10	160	WR/DB
37	37	Dane Freeman	10	5-8	135	RB/DB	88	88	Zachary Allen	10	5-9	160	WR/DB
40	40	Seth Orth	11	5-10	180	RB/LB							

# Evansville Mater Dei Wildcats

Class 2A



## Team Statistics

	Evansville Mater Dei	Opponents
Total Points / Points Per Game	549 / 39.2	171 / 12.2
First Downs / Per Game	210 / 15	146 / 10.4
Rushing Yards / Per Game	3,609 / 257.8	1,697 / 121.2
Passing Yards / Per Game	1,650 / 117.9	2,959 / 211.4
Total Yards / Per Game	5,259 / 375.6	2,959 / 211.4
Fumbles Recovered By	19	6
Intercepted By	21	6
Total Punts / Average	38 / 31.1	N/A
Penalties / Yards	87 / 776	52 / 392

## Individual Statistics

<b>Scoring</b>		G	TD	1-Pt.	2-Pt.	FG	TP	PPG
22	Julian Weidner	13	26	--	--	--	156	12
5	Drayke Richardt	13	18	--	--	--	110	8.5
15	Caleb Moll	11	--	50-51	--	--	50	4.5
86	Luke Neitzke	14	5	--	1	--	32	2.3
13	Ashton Forzley	14	5	--	--	--	30	2.1

<b>Rushing</b>		G	Att.	Yds.	TD	YPG	YPC	Long
22	Julian Weidner	13	143	1353	19	104.1	9.5	--
5	Drayke Richardt	13	163	1218	17	93.7	7.5	--
33	Tyler Effinger	7	36	295	3	42.1	8.2	--
3	Logan McCann	9	31	265	3	29.4	8.5	--
10	Rob Bow	11	28	143	3	13	5.1	--

<b>Passing</b>		G	Comp.	Att.	Int.	TD	Yds.	YPG
17	Kurtis Wilderman	14	112	181	4	15	1585	113.2

<b>Receiving</b>		G	Rec.	Yds.	TD	YPG	YPC	Long
26	Owen Fritch	14	28	379	4	27.1	13.5	--
86	Luke Neitzke	14	20	341	4	24.4	17.1	--
22	Julian Weidner	13	21	289	4	22.2	13.8	--
10	Rob Bow	11	13	259	1	23.5	19.9	--
5	Drayke Richardt	13	18	189	--	14.5	10.5	--

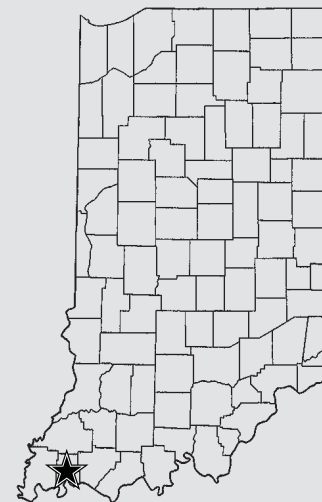
<b>Defense</b>		G	Tackles	For Loss	Sacks	INT	FF	FR
35	Roman Weinzapfel	14	124	13	3	--	1	1
3	Logan McCann	10	91	22	6	2	2	1
5	Drayke Richardt	13	91	3	--	1	1	2
11	Blake Jourdan	14	83	6	1	5	1	1
82	Adrian Butler	14	82	17	5	--	1	2
59	Kyle Dennis	14	69	5	--	--	1	1

## State Finals History

State Champion: **(1)** 2000 (2A)  
 Runner-Up: **(3)** 1994 (2A), 2001 (2A), 2011 (2A)  
 Appearances: **(5)** 1994 (2A), 2000 (2A), 2001 (2A), 2011 (2A), 2014 (2A)



Mike Goebel  
 Head Coach  
 184-50 (18th year)  
 184-50 (18th year overall)



## Team Facts

City/Town: Evansville  
 County: Vanderburgh  
 Superintendent: Dr. Daryl Hagan  
 President: Dr. Timothy Dickel  
 Principal: Darin Knight  
 Chaplain: Fr. Phil Kreilein  
 Athletic Director: Joe Herrmann  
 Asst. Athletic Directors: Darlene Quinlin  
 Head Coach: Mike Goebel  
 Assistant Coaches: Darin Knight, Gary Goebel, Cody Hess, Dave Scheu, Carl Voegel, Joe Phelps, Jordan Phelps, JD Wargel, Steve Ricketts, Nathan Wildeman, Jeff Jewell, Mike Montgomery, Jeff Schuler, Nolan Goebel, Nathan Wright, Danny Martin, Tom Johnson, Adam Wilmes, Josh Rice, Jake Schiff, Matt Price, Eric Wildeman, and Neil Hammelman  
 Student Managers: Nathan Egler, Kyle Cuttrel, Mason Culley, Mitch Culley  
 Offensive Formation: Spread  
 Defensive Formation: 4-3  
 Colors: Red and Gold  
 Conference: Southern Indiana Athletic  
 Enrollment: 522  
 Last Year's W-L Record: 11-1

## Season Results (14-0)

8/22 at Indpls. Northwest W 61-0  
 8/29 Evansville Memorial W 28-14  
 9/5 at Evansville Harrison W 49-21  
 9/12 at Evansville Memorial W 28-7  
 9/19 at Evansville North W 28-10  
 9/26 Castle W 42-14  
 10/3 at Evansville Bosse W 48-7  
 10/10 Evansville Central W 56-20  
 10/17 Evansville Reitz W 28-21

## Sectional

10/24 Forest Park W 48-6  
 10/31 at Southridge W 35-7  
 11/7 at North Posey W 28-9

## Regional

11/14 Triton Central W 28-14

## Semi-State

11/21 at Monrovia W 42-18

**DEPTH CHART** Please list your two-deeps at each position.

**Offense**

Pos.	No.	Name
WR	86	Luke Neitzke*
WR	22	Julian Weidner*
OT	68	Evan Williams*
OT	52	Trevor Dale*
OG	71	Tristen Watts*
OG	51	Jake Sollman*
C	59	Kyle Dennis*
RB	5	Drayke Richardt*
WR	10	Rob Bow*
WR	26	Owen Fritch*
QB	17	Kurtis Wilderman*
QB	10	Rob Bow
RB	22	Julian Weidner
WR	85	Joe Kayser
WR	25	Caylon Hobgood
OT	64	Austin Fleck
OT	70	Blake Weinzapfel
OG	61	Michael Boots
WR	12	Jackson Pokorney
WR	21	Mitch Lehman

**Specialists**

Pos.	No.	Name
Punter	10	Rob Bow

Placekicker      15      Caleb Moll

Kickoffs      34      Jules Weinzapfel

Long Snapper      81      Brendan Scheller

Holder      84      Zach Hausmann

Punt Returns      5      Drayke Richardt

Kickoff Returns      22      Julian Weidner  
86      Luke Neitzke

**Defense**

Pos.	No.	Name
DE	82	Adrian Butler*
DT	68	Evan Williams*
DT	59	Kyle Dennis*
DE	65	Mark Blankenberger*
LB	3	Logan McCann*
LB	35	Roman Weinzapfel*
LB	13	Ashton Forzley*
CB	11	Blake Jourdan*
CB	12	Jackson Pokorney*
S	86	Luke Neitzke*
S	5	Drayke Richardt*
DE	63	Michael Boots
DE	52	Trevor Dale
DT	64	Austin Fleck
DT	42	Sam Bassemier
LB	54	Cole Lannert
LB	40	Seth Orth
LB	55	Hunter Carr
CB	22	Julian Weidner
CB	25	Caylon Hobgood
S	21	Mitch Lehman
S	10	Rob Bow



## HEAD COACH PROFILE

**Name:** Mike Goebel

**Age:** 62

**Spouse's Name:** Melanie

**Years Married:**

**Children's Names, Ages:** Mackenzie Barnhizer 28 and Zack Goebel 26

**Current Occupation, Employer:** Teacher - Mater Dei H.S.

**No. of Yrs.:** 36

**If a teacher, what subjects and grades do you teach:** Government, History and P.E.

## Education

**High School Attended, Year Graduated:** Mater Dei, 1970

**College Attended, Year Graduated:** University of Southern Indiana, 1974

**Degree(s) / Major:** B.S. Social Studies

## Athletic Participation

Sport	High School Years (ie: 1972, 73)	College Years (ie: 1976, 77)
Football	1966-1969	
Wrestling	1966-1970	

**As a high school or college player, have you ever competed in a State or National Championship Event in any sport? If yes, please give details:**

## Coaching Experience (Football Only)

<b>Years as Varsity Head Coach at Current School (ie: 5 years):</b>	18
<b>Actual Years as Varsity Head Coach at Current School (ie: 1996-2000):</b>	1997-2014
<b>Record as Varsity Head Coach at Current School:</b>	184-50
<b>Overall Varsity Head Coaching Record:</b>	184-50
<b>Do you coach any other sports at your school?</b>	no

**Please list below where you've coached during your career starting with your current position:**

School	Head / Asst.	No. of Years (ie: 5)	Actual Years (ie: 1992-present)
Mater Dei	Head Coach	18	1997-present
Mater Dei	Asst. Coach	18	1979-1996
Castle	Asst. Coach	1	1978

**Tournament Championships** (As the Varsity Head Coach, list years your team won):

**Sectional:** 1997, 1998, 1999, 2000, 2001, 2006, 2009, 2010, 2011, 2012, 2014

**Regional:** 1999, 2000, 2001, 2006, 2010, 2011, 2012, 2014

**Semi-State:** 2000, 2001, 2011, 2014

**State Championship:** 2000

## Something Interesting About You Personally Or Professionally That People Might Not Know:

Serves on the Vanderburgh County Council.

Wrestling Coaching achievements: (1978-2007) 29 years

- **12 --- most state championships in Indiana History**
- career dual meet record: 533-14-2 (highest winning % nationally - NFICA 2007 high school records book - 97.4%)
- 24 established or currently held IHSAA records
- 21 IHSAA individual state champions
- 12 IHSAA team state championships
- 22 IHSAA semi-state championships
- 29 IHSAA regional championships
- 29 IHSAA sectional championships
- 27 SIAC championships
- 29 Evansville dual meet city championships

- career undefeated record vs. city and siac dual meet opponents
- **1999 NFICA national coach of the year**
- **2003 National wrestling coaches 'National Coach of the Year'**
- 1987 inducted into Indiana wrestling hall of fame
- 8 time IHSWCA indiana coach of the year
- 5 time NWCA indiana coach of the year
- 4 time National Federation Indiana Coach of the year
- 3 time National Federation Region IV coach of the year



# Andreon Fighting 59ers

## Class 3A



Lt.	Dk.	Name	Gr.	Ht.	Wt.	Position(s)	Lt.	Dk.	Name	Gr.	Ht.	Wt.	Position(s)
1	1	Derrick Lewis	12	5-9	145	WR/DB	40	40	Adrian Guzman	9	6-4	180	WR/DB
2	2	Jalen Richards	12	5-11	165	WR/DB	42	42	Tyler Brent	10	5-11	165	WR/DB
3	3	Patrick Reardon	10	5-11	165	QB/DB	43	43	Josh Tukes	10	5-11	165	RB/DB
4	4	Myles DuBose	10	5-7	140	WR/DB	44	44	Josh Barajas	12	6-3	210	TE/DE
5	5	Francis Reardon	9	5-6	125	QB	46	46	Michael Mantel	9	5-10	150	WR/LB
6	6	Kevin Witherspoon	12	5-7	140	WR/DB	50	50	Nick Schutkovske	9	5-6	140	RB/LB
7	7	Kacy Neiryneck	12	5-9	175	RB/LB	51	51	John Rodgers	11	6-0	220	OL/DL
8	8	Joe Rodish	12	6-1	205	RB/LB	52	52	Brogan Houpt	9	5-6	159	OL/DL
9	9	Jake Paliga	12	6-0	160	QB/DB	54	54	Paul Engels	10	5-11	205	OL/DL
10	10	D'Angello Collins	12	6-0	185	RB/LB	55	55	Luke Williams	12	6-2	235	OL/DL
11	11	Brandon Bonta	11	5-10	170	RB/DB	56	56	Michael Noble	9	5-8	155	RB/LB
12	12	Bryan Schmidt	11	5-9	155	QB/DB	57	57	Joe Rycerz	9	5-11	158	OL/DL
13	13	Teely Rhyne	9	5-9	135	RB/DB	58	58	Derek Maldonado	11	6-1	255	OL/DL
14	14	Brett Lesch	11	5-10	170	WR/DB	60	60	CJ. Booth	11	6-0	265	OL/DL
15	15	Darian Chandler	10	5-7	140	WR/DB	62	62	Colin Mullaney	10	6-3	225	OL/DL
16	16	Jamie Johnson	12	5-7	175	WR/DB	63	63	Baily Scurlock	10	6-1	225	OL/DL
17	17	Jacob Tuttle	9	5-9	125	WR/DB	66	66	Lukus Berber	12	6-1	295	OL/DL
18	18	Jeff Tarala	10	6-0	160	WR/DB	68	68	Luke Anderko	9	6-0	224	OL/DL
19	19	Aaron Faulkner	12	5-10	160	RB/DB	70	70	Ricky Novak	12	6-2	235	OL/DL
20	20	John Albomonte	12	6-0	175	WR/DB	71	71	Billy Johnson	10	6-2	205	OL/DL
21	21	Dan Murray	10	5-10	165	WR/DB	72	72	Joel Ordones	10	6-0	220	OL/DL
22	22	Owen Satoski	12	5-8	175	WR/DB	73	73	John Daugherty	12	6-2	245	OL/DL
23	23	Emilio Starks	10	5-9	155	WR/DB	75	75	Demond Dixon	11	5-9	265	OL/DL
24	24	Chase Dawson	12	5-9	175	WR/DB	76	76	Santiago Thompson	12	5-11	305	OL/DL
25	25	Alex Vode	12	5-10	225	RB/LB	77	77	Arlen Taliaferro	11	6-2	290	OL/DL
26	26	Blake Jagielski	10	5-7	125	WR/DB	79	79	Braxton Carey	12	6-1	265	OL/DL
28	28	Tom Leonelli	11	5-9	165	WR/DB	81	81	Carter Welsch	12	6-3	165	Kicker
30	30	David Graham	11	5-10	210	RB/LB	83	83	Deonte' Kelly	10	6-1	175	WR/DB
32	32	Trevor Berg	12	5-10	215	RB/LB	84	84	Charles Puntillo	12	6-3	200	TE/DE
34	34	James Rodish	11	6-0	195	RB/LB	85	85	Eric Mularski	10	5-9	155	WR/DB
35	35	Freddy Meccia	10	5-10	160	RB/DB	86	86	Sean Mullen	12	6-0	180	WR/DB
36	36	Roman Griffin	11	5-8	190	RB/DB	89	89	Demetri George	10	6-2	205	TE/LB
37	37	Duncan Houpt	11	5-10	185	RB/DB	90	90	Kyle Conneen	12	5-11	315	OL/DL
38	38	Justin Ruthrauth	10	5-7	145	RB/DB	99	99	Michael Wolfe	10	6-2	230	OL/DL

# Andrean Fighting 59ers

## Class 3A



### Team Statistics

	Andrean	Opponents
Total Points / Points Per Game	594 / 42.4	174 / 12.4
First Downs / Per Game	252 / 18	N/A
Rushing Yards / Per Game	3,038 / 217	N/A
Passing Yards / Per Game	2,457 / 175.5	N/A
Total Yards / Per Game	5,495 / 392.5	N/A
Fumbles Recovered By	6	N/A
Intercepted By	31 / 36.2	N/A
Penalties / Yards	98 / 910	N/A

### Individual Statistics

Scoring	G	TD	1-Pt.	2-Pt.	FG	TP	PPG
32 Trevor Berg	14	24	--	--	--	144	10.3
9 Jake Paliga	14	33	--	--	--	198	14.1
16 Jamie Johnson	13	16	--	--	--	96	7.4
24 Chase Dawson	14	1	69	--	5	90	6.4
20 John Albomonte	14	6	--	--	--	36	2.6

Rushing	G	Att.	Yds.	TD	YPG	YPC	Long
32 Trevor Berg	14	251	2,038	21	145.6	8.1	80
9 Jake Paliga	14	91	525	5	37.5	5.8	38
36 Roman Griffin	14	37	245	1	17.5	6.6	22
22 Owen Satoski	14	12	75	--	5.4	6.3	12


Passing	G	Comp.	Att.	Int.	TD	Yds.	YPG
9 Jake Paliga	14	139	244	5	28	2,457	175.5

Receiving	G	Rec.	Yds.	TD	YPG	YPC	Long
16 Jamie Johnson	13	51	1,013	14	77.9	19.9	80
20 John Albomonte	14	31	565	6	40.4	18.2	80
22 Owen Satoski	14	22	289	3	20.6	13.1	80
86 Sean Mullen	14	11	208	3	14.9	18.9	80
30 David Graham	14	4	153	--	10.9	38.2	40

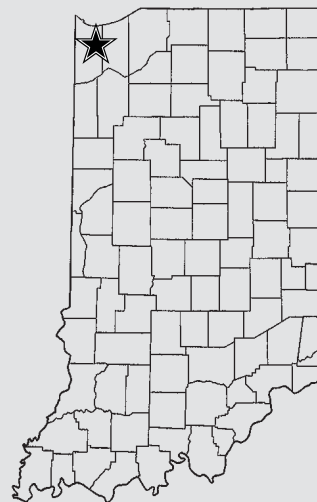
Defense	G	Tackles	For Loss	Sacks	INT	FF	FR
44 Josh Barajas	14	92	8	5/34	--	--	--
10 DeAngelo Collins	14	81	7	--	3	1	--
8 Joe Rodish	14	73	8	--	--	--	--
30 David Graham	14	70	5	--	1	--	--
25 Alex Vode	14	58	7	3/19	--	--	--
20 John Albomonte	14	39	3	--	6	--	--

### State Finals History

State Champion: **(2)** 2004 (3A), 2013 (3A)  
 State Runner-Up: **(3)** 1997 (3A), 2001 (3A), 2002 (3A)  
 Appearances: **(6)** 1997 (3A), 2001 (3A), 2002 (3A),  
 2004 (3A), 2013 (3A), 2014 (3A)



Phil Mason  
 Head Coach  
 73-19 (7th year)  
 106-56 (14th year overall)



### Team Facts

City/Town: Merrillville  
 County: Lake  
 Superintendent: Dr. Barbara O'Block  
 Principal: Ben Potts  
 Athletic Director: Bill Mueller  
 Head Coach: Phil Mason  
 Assistant Coaches: Bob Komara, John Maurek,  
 Chris Skinner, Denny Gutowski, John Vode,  
 Demetri Blanco, Mike Bauswell, Pete Blanco, and  
 Steve Wachowski  
 Athletic Training Staff: Julia Voyles and  
 Dr. Ryan Plank  
 Student Managers: Alex Lee, Grace Waters,  
 Isiah Johnson, Haley Brewer, Sontia Ewing,  
 Alexis Jimenez, and Kristen Maldonado  
 Offensive Formation: Spread  
 Defensive Formation: 3-4  
 Colors: Red and Gold  
 Conference: Northwest Crossroads  
 Enrollment: 575  
 Last Year's W-L Record: 15-0

### Season Results (14-0)

8/22	Hammond Bishop Noll	W	65-0
8/29	at Merrillville	W	45-34
9/6	at Grand Rapids Cath. (MI)	W	28-0
9/12	Munster	W	24-20
9/19	at Hobart	W	21-17
9/26	Highland	W	54-0
10/3	at Kankakee Valley	W	44-14
10/10	at Griffith	W	52-19
10/17	Lowell	W	26-14

### Sectional

10/24	Hammond	W	61-7
11/1	Mishawaka Marian	W	56-21
11/7	Calumet	W	62-6

### Regional

11/14	Jimtown	W	38-7
-------	---------	---	------

### Semi-State

11/22	at Fort Wayne Luers	W	17-15
-------	---------------------	---	-------

**DEPTH CHART** Please list your two-deeps at each position.

**Offense**

Pos.	No.	Name
QB	9	JAKE PALIGA
QB	12	BRIAN SCHMIDT
TB	32	TREVOR BERG
TB	36	ROMAN GRIFFIN
WR	86	SEAN MULLEN
WR	6	KEVIN WITHERSPOON
WR	20	JOHN ALBOMONTE
WR	4	MYLES DUBOSE
WR	16	JAMIE JOHNSON
WR	11	BRANDON BONTA
WR	22	OWEN SATOSKI
WR	84	CHARLES PUNTILLO
RT	55	LUKE WILLIAMS
RT	58	DEREK MALDONADO
RG	73	JOHN DAUGHERTY
RG	65	BAILEY SCURLOCK
C	76	SANTIAGO THOMPSON
C	72	JOEL ORDONES
LG	70	RICKY NOVAK
LG	71	BILLY JOHNSON
LT	62	COLLIN MULLANEY
LT	66	LUKUS BERBER

**Defense**

Pos.	No.	Name
LT	60	CJ BOOTH
LT	75	DEMOND DIXON
N	66	LUKUS BERBER
N	76	SANTIAGO THOMPSON
RT	79	BRAXTON CAREY
RT	75	DEMOND DIXON
DE	51	JOHN RODGERS
DE	89	DEMETRI GEORGE
LB	32	TREVOR BERG
LB	36	ROMAN GRIFFIN
LB	25	ALEX VODE
LB	19	AARON FAULKNER
LB	8	JOE RODISH
LB	37	DUNCAN HOUPT
SS	30	DAVID GRAHAM
SS	34	JAMES RODISH
FS	20	JOHN ALBOMONTE
FS	12	BRYAN SCHMIDT
DB	10	DEANGELO COLLINS
DB	16	JAMIE JOHNSON
DB	24	CHASE DAWSON
NB	12	BRIAN SCHMIDT

**Specialists**

Pos.	No.	Name
Punter	9	Jake Paliga
Placekicker	24	Chase Dawson
Kickoffs	24	Chase Dawson
Long Snapper	84	Charles Puntillo
Holder	12	Bryan Schmidt
Punt Returns	16	Jamie Johnson
Kickoff Returns	16	Jamie Johnson
	22	Owen Satoski



## HEAD COACH PROFILE

**Name:** Phil Mason

**Age:** 49

**Spouse's Name:** Dee

**Years Married:** 23

**Children's Names, Ages:** Hannah 21 & P.J. 23

**Current Occupation, Employer:** Andrean

**No. of Yrs.:** 7

**If a teacher, what subjects and grades do you teach:** Physical Education

### Education

**High School Attended, Year Graduated:** Thorton Fractional 1983

**College Attended, Year Graduated:** Illinois State 1988

**Degree(s) / Major:** B.S. Education

### Athletic Participation

Sport	High School Years	College Years
Football	1979-1983	1983-1988

**As a high school or college player, have you ever competed in a State or National Championship Event in any sport? If yes, please give details:** NO

### Coaching Experience (Football Only)

<b>Years as Varsity Head Coach at Current School (ie: 5 years):</b>	7 years
<b>Actual Years as Varsity Head Coach at Current School (ie: 1996-2000):</b>	2008-2014
<b>Record as Varsity Head Coach at Current School:</b>	73-19
<b>Overall Varsity Head Coaching Record:</b>	106-56
<b>Do you coach any other sports at your school?</b>	NO

**Please list below where you've coached during your career starting with your current position:**

School	Head / Asst.	No. of Years (ie: 5)	Actual Years (ie: 1992-present)
Andrean	Head	7 years	2008-Present
Andrean	Asst.	2 years	2006-2007
Wheeler	Head	5 Years	2001-2006
Hammond Clark	Head	2 years	1999-2001
East Chicago	Asst.	6 years	1993-1998

**Tournament Championships** (As the Varsity Head Coach, list years your team won):

<b>Sectional:</b>	2008, 2009, 2010, 2012, 2013, 2014
<b>Regional:</b>	2012, 2013, 2014
<b>Semi-State:</b>	2013, 2014
<b>State Championship:</b>	2013

**Something Interesting About You Personally Or Professionally That People Might Not Know:**

I am a huge dog lover. A dog fanatic.



# Tri-West Hendricks Bruins

## Class 3A



Lt.	Dk.	Name	Gr.	Ht.	Wt.	Position(s)
1	1	Thomas Tinteria	12	5-11	200	K/P
2	2	Jared Hadley	9	5-7	140	QB/LB
3	3	Colton Jobe	11	5-11	210	RB/LB
4	4	Ryan Starnes	9	5-5	130	WR/DB
5	5	Peyton Hendershot	10	6-4	195	WR/LB
6	6	Austin Fleece	9	5-5	125	WR/DB
8	8	Jake Hendershot	12	6-2	230	QB/LB
9	9	Jake Hill	10	6-3	185	QB/DB
10	10	Cody Bennett	12	5-7	160	WR/DB
11	11	Wesley Cook	11	5-10	175	WR/DB
12	12	Isaac Boatman	9	5-9	155	QB/LB
13	13	Sean Click	9	5-8	125	WR/DB
14	14	Dillan Leisher	11	5-9	150	QB/DB
15	15	Ryan Riehle	12	6-1	150	WR/DB
16	16	Kie Stewart	9	5-7	125	WR/DB
18	18	Tyler Watson	9	5-10	160	RB/LB
20	20	Arron Rose	11	5-10	155	WR/DB
21	21	Hunter Hyten	11	6-2	170	WR/DB
22	22	Owen Vandivier	10	5-10	175	WR/DB
23	23	Peyton Tucker	9	5-4	120	WR/DB
24	24	Judd Grubbs	10	5-8	145	WR/DB
25	25	Kyle Rose	11	5-9	145	WR/DB
26	26	Casey Stamm	10	5-6	150	WR/LB
28	28	Colton Bitting	9	5-9	130	WR/DB
29	29	Peyton Jeter	10	5-7	155	WR/DB
30	30	Derek Lucas	10	5-8	170	RB/DB
33	33	Jonny Broshears	11	5-10	175	RB/LB
34	34	Marcus Anderson	11	5-10	200	FB/LB
36	36	Keith Poland	11	5-8	170	FB/LB
37	37	Jarrett Roseboom	9	5-6	130	WR/DB
39	39	Brandon Roseboom	9	5-7	130	WR/DB
41	41	Cameron Cole	10	6-1	185	TE/DE
42	42	Zach Parks	11	5-8	180	WR/LB

Lt.	Dk.	Name	Gr.	Ht.	Wt.	Position(s)
43	43	Cameron Bear	10	5-8	165	WR/DB
45	45	Jude Diagostino	12	5-10	220	WR/LB
46	46	Hunter Diagostino	9	5-10	140	OL/DL
51	51	Gavin Vandivier	9	5-9	180	OL/LB
53	53	Auston McCann	10	5-9	175	FB/LB
54	54	Max Kirk	11	5-10	200	OL/LB
55	55	Adam King	10	5-8	170	OL/DL
56	56	Mason Cox	9	5-10	215	OL/DL
57	57	Jake Ruschmeier	10	5-9	180	OL/DE
58	58	Alex Stevens	11	6-0	250	OL/DL
59	59	Nick Sprecher	12	5-11	235	OL/LB
60	60	Jacob Perry	9	5-6	140	OL/DL
62	62	Drake Stahl	11	6-1	195	TE/DL
63	63	Matthew Smeltzer	10	5-8	190	OL/DL
64	64	Matthew Mitchell	10	5-9	215	OL/LB
65	65	Jacob South	9	6-0	165	OL/DL
66	66	Theo Parker	11	6-0	190	OL/DL
67	67	Nic White	10	5-8	195	OL/DL
68	68	Andrew Plichta	11	5-9	175	OL/DL
70	70	Bryce Plichta	9	5-6	155	OL/DL
72	72	Austin Thomas	12	5-10	210	OL/DL
73	73	Tyler Traut	10	5-11	225	OL/DL
74	74	Jake Church	10	5-11	220	OL/DL
76	76	Austin Staton	10	6-1	265	OL/DL
77	77	Zach Bridwell	11	5-8	180	OL/DL
79	79	Spencer Lineback	9	5-7	200	OL/DL
80	80	Reed Watson	11	5-10	160	WR/DB
81	81	Casey Coll	10	6-0	190	WR/LB
82	82	Nick Rabe	10	6-1	155	WR/DB
84	84	Logan Coffey-lumpkin	9	5-6	140	WR/DB
91	91	Mac Dutra	12	5-10	270	OL/DL
99	99	Alex King	9	5-9	160	K/P

# Tri-West Hendricks Bruins

Class 3A



## Team Statistics

	Tri-West Hendricks	Opponents
Total Points / Points Per Game	515 / 36.8	132 / 9.4
First Downs / Per Game	175 / 12.5	136 / 9.7
Rushing Yards / Per Game	2,418 / 172.7	1,069 / 76.4
Passing Yards / Per Game	2,790 / 199.3	1,797 / 128.4
Total Yards / Per Game	4,208 / 372.0	2,866 / 204.7
Fumbles Recovered By	10	5
Intercepted By	15	5
Total Punts / Average	34 / 33.7	53 / 29.2
Penalties / Yards	78 / 732	49 / 480

## Individual Statistics

Scoring	G	TD	1-Pt.	2-Pt.	FG	TP	PPG
11 Wesley Cook	14	29	--	1	--	176	12.6
1 Thomas Tintera	14	--	59	--	8	83	5.9
24 Judd Grubbs	14	11	--	--	--	66	4.7
3 Colton Jobe	14	9	--	--	--	54	4.2
8 Jake Hendershot	14	7	--	--	--	42	3.0

Rushing	G	Att.	Yds.	TD	YPG	YPC	Long
11 Wesley Cook	14	136	1258	22	89.9	9.2	75
8 Jake Hendershot	14	147	667	7	47.6	4.5	49
3 Colton Jobe	13	93	504	6	38.8	5.4	24
30 Derek Lucas	14	50	290	3	22.3	5.8	30

Passing	G	Comp.	Att.	Int.	TD	Yds.	YPG
8 Jake Hendershot	14	155	245	5	26	2370	169.3
9 Jake Hill	6	7	10	--	1	60	10.0

Receiving	G	Rec.	Yds.	TD	YPG	YPC	Long
24 Judd Grubbs	14	33	639	8	45.6	19.4	77
11 Wesley Cook	14	26	440	7	31.4	16.9	60
81 Casey Coll	12	38	430	2	35.8	11.3	46
3 Colton Jobe	13	22	422	3	32.5	19.2	65
5 Peyton Hendershot	11	25	304	4	27.6	12.2	41

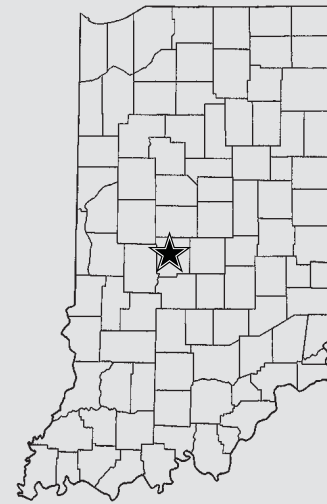
Defense	G	Tackles	For Loss	Sacks	INT	FF	FR
59 Nick Sprecher	14	117	19	2	--	--	--
18 Tyler Watson	14	100	8	1	--	1	1
91 Mac Dutra	13	80	14	2.5	--	4	1
62 Drake Stahl	14	73	20	12	1	5	2
45 Jude Diagostino	14	65	15	3.5	--	2	1
10 Cody Bennett	13	61	1	--	2	--	1

## State Finals History

State Champion: **(3)** 1996 (A), 2003 (2A), 2004 (2A)  
 Runner-Up: **(2)** 1989 (2A), 1995 (A)  
 Appearances: **(6)** 1989 (2A), 1995 (A), 1996 (A),  
 2003 (2A), 2004 (2A), 2014 (3A)



Chris Coll  
 Head Coach  
 61-37 (9th year)  
 61-37 (9th year overall)



## Team Facts

City/Town: Lizton  
 County: Hendricks  
 Superintendent: Rusty King  
 Principal: Adam Benner  
 Athletic Director: Don Dorrell  
 Head Coach: Chris Coll  
 Assistant Coaches: Dave Hobaugh,  
 Rodney Farmer, Jason Ward, Dave Clark,  
 Tim Adkisson, Mike Boatman, Dan Muchler,  
 Tony Hilland, Tom Boles, Cody Coll,  
 Stephen Zielinski, and Greg Waters  
 Student Managers: Bailey West,  
 Reggie Asplet, and Kacie Cork  
 Offensive Formation: Multiple  
 Defensive Formation: 4-3  
 Colors: Navy Blue and Vegas Gold  
 Conference: Sagamore  
 Enrollment: 594  
 Last Year's W-L Record: 9-3

## Season Results (13-1)

8/22	at West Lafayette	L	17-18
8/29	at South Putnam	W	59-0
9/6	Lebanon	W	11-5
9/12	at Danville	W	28-6
9/19	North Montgomery	W	37-6
9/26	at Frankfort	W	61-7
10/3	Western Boone	W	20-13
10/10	at Southmont	W	56-0
10/17	Crawfordsville	W	63-14

## Sectional

10/24	at Terre Haute West Vigo	W	58-7
10/31	Brebeuf Jesuit	W	14-7
11/7	at Western Boone	W	54-28

## Regional

11/14	Guerin Catholic	W	23-15
-------	-----------------	---	-------

## Semi-State

11/22	Heritage Hills	W	14-6
-------	----------------	---	------

**DEPTH CHART** Please list your two-deeps at each position.

**Offense**

Pos.	No.	Name
LT	74	Jake Church
	62	Drake Stahl
LG	76	Austin Staton
	62	Drake Stahl
C	59	Nick Sprecher
	55	Adam King
RG	58	Alex Stevens
	62	Drake Stahl
RT	66	Theo Parker
	62	Drake Stahl
RB	11	Wes Cook
	30	Derek Lucas
RB	3	Colton Jobe
	30	Derek Lucas
WR	24	Judd Grubbs
	4	Ryan Starnes
WR	5	Peyton Hendershot
	4	Ryan Starnes
TE	81	Casey Coll
	5	Payton Hendershot
QB	8	Jake Hendershot
	9	Jake Hill

**Defense**

Pos.	No.	Name
DE	41	Cameron Cole
	72	Austin Thomas
DT	45	Jude Diagostino
	72	Austin Thomas
DT	91	Mac Dutra
	54	Max Kirk
DE	62	Drake Stahl
	77	Zach Bridwell
OLB	18	Tyler Watson
	42	Zach Parks
MLB	59	Nick Sprecher
	34	Marcus Anderson
OLB	34	Marcus Anderson
	33	Jonny Broshears
C	25	Kyle Rose
	22	Owen Vandivier
C	36	Kevin Poland
	22	Owen Vandivier
S	10	Cody Bennett
	21	Hunter Hyten
S	20	Arron Rose
	30	Derek Lucas

**Specialists**

Pos.	No.	Name
Punter	1	Thomas Tintera
Placekicker	1	Thomas Tintera
Kickoffs	1	Thomas Tintera
Long Snapper	81	Casey Coll
	55	Adam King
Holder	8	Jake Hendershot
Punt Returns	11	Wes Cook
	30	Derek Lucas
	3	Colton Jobe
Kickoff Returns	24	Judd Grubbs



## HEAD COACH PROFILE

**Name:** Chris Coll

**Age:** 47

**Spouse's Name:** Deena

**Years Married:** 21

**Children's Names, Ages:** Cody 20  
Casey 16  
Clayton 14

**Current Occupation, Employer:** Teacher - North West Hendricks Schools

**No. of Yrs.:** 21

**If a teacher, what subjects and grades do you teach:** High School Physical Education

### Education

**High School Attended, Year Graduated:** Tri-West - 1985

**College Attended, Year Graduated:** Franklin - 1990

**Degree(s) / Major:** Physical Education

### Athletic Participation

<b>Sport</b>	<b>High School Years (ie: 1972, 73)</b>	<b>College Years (ie: 1976, 77)</b>
Football	1981-85	1985-89
Basketball	1981-1985	1986, 1987

**As a high school or college player, have you ever competed in a State or National Championship Event in any sport? If yes, please give details:**

NO

### Coaching Experience (Football Only)

**Years as Varsity Head Coach at Current School (ie: 5 years):** 9 years

**Actual Years as Varsity Head Coach at Current School (ie: 1996-2000):** 2006-Present

**Record as Varsity Head Coach at Current School:** 60-37

**Overall Varsity Head Coaching Record:** 61-37

**Do you coach any other sports at your school?** No

**Please list below where you've coached during your career starting with your current position:**

<b>School</b>	<b>Head / Asst.</b>	<b>No. of Years (ie: 5)</b>	<b>Actual Years (ie: 1992-present)</b>
Tri-West	Head	9	2006-present
Tri-West	Ass't	16	1990-2005

**Tournament Championships** (As the Varsity Head Coach, list years your team won):

**Sectional:** 2014

**Regional:** 2014

**Semi-State:** 2014

**State Championship:**


**Something Interesting About You Personally Or Professionally That People Might Not Know:**

Avid team roper and fan of rodeo.



# New Prairie Cougars

## Class 4A



Lt.	Dk.	Name	Gr.	Ht.	Wt.	Position(s)
2	2	Tyler Weller	12	5-9	185	HB/DB
3	3	Kyle Foerg	11	6-1	175	QB/DB
4	4	Zachary Decker	10	5-11	133	TE/DB
6	6	Maxwell Barnaby	10	5-11	175	FB/LB
7	7	Sawyer Laffoon	9	5-9	125	TE/DB
8	8	Joseph Cinal	11	5-11	165	HB/DB
9	9	Nicholas Brassell	11	5-11	185	QB/DB
10	10	Patrick Pieysk	9	5-7	141	LB
11	11	Jared Culp	11	6-3	215	TE/LB
12	12	Joshua Cooper	11	5-11	151	HB/DB
15	15	Garrett Ruiz	10	5-11	131	QB/DB
16	16	Nicholas Wilson	9	5-9	137	QB/DB
18	18	Evan King	11	6-0	171	DB/K
19	19	Omar Carbajal	10	5-9	151	HB/DB
20	20	Jason Zalazar	10	5-7	165	HB
21	21	Connor Vanoverberghe	10	5-7	135	HB/DB
22	22	Drake Dierdorf	12	5-11	161	HB/DB
23	23	Ryan Moser	11	5-9	161	HB/DB
24	24	Jacob Pinter	9	5-3	111	HB/DB
25	25	Carson Justice	9	5-9	141	TE
26	26	Max Mender	9	6-1	165	TE/DE
27	27	Cody Weller	9	5-1	101	HB/DB
30	30	Conner Scott	12	6-3	201	TE
32	32	Gage Nierzwicki	11	6-3	235	FB/LB
34	34	Ala Abuserrieh	9	5-7	137	HB/DB
36	36	Austin Holland	12	5-11	175	FB/LB
38	38	Jordan Peck	11	5-11	171	FB
39	39	Garrett Gangloff	9	5-10	151	TE
40	40	Zachary Lau	10	5-7	161	LB
43	43	Scott Breeding	9	5-7	165	FB
44	44	Austin Weiland	9	5-9	141	FB/LB
45	45	Owen Drake	11	5-11	161	HB/DB

Lt.	Dk.	Name	Gr.	Ht.	Wt.	Position(s)
46	46	Shane Burns	9	5-3	103	DB
51	51	Michael Mungia	12	5-11	235	OL/DL
55	55	Jacob Wells	9	5-7	195	OL/DL
56	56	Jordan Kessler	9	5-11	161	C/LB
57	57	Daniel Cinal	12	5-11	191	C/LB
58	58	Ryan Chapman	9	5-11	175	OL
59	59	Brian Sparkman	9	6-1	181	OL
61	61	Christian Plonka	11	6-0	251	OL
62	62	David Walbring	12	6-1	207	OL/DL
64	64	Dawson Curl	9	5-9	189	OL/DL
65	65	Devin Nelson	11	5-11	245	OL
66	66	Sebastian Tapia	9	5-9	181	OL
68	68	Zachary Bucher	11	5-11	237	OL
71	71	Ronald Bougher	11	6-0	271	OL
72	72	Wyatt Lowe	11	5-11	161	DL/LB
73	73	Leighton Rodriguez	9	5-11	251	OL
74	74	Timothy Bush	11	6-1	243	OL
75	75	Connor Citron	10	5-7	171	OL
76	76	Cody Downs	10	5-11	181	OL
78	78	Grant Williamson	12	6-3	265	OL/DL
79	79	Jesse Williamson	10	6-1	249	OL
80	80	Jacob Hardison	10	6-1	147	DB
81	81	Seth Boniface	11	5-11	159	SE/DB
84	84	Samuel Schlimpert	9	5-11	141	TE
85	85	Adam Boniface	9	6-1	159	TE
86	86	Tynan Williams	10	6-3	201	TE/DE
87	87	Nicholas Whitaker	9	5-9	141	TE/DE
89	89	Dylan Hisick	12	6-5	215	TE/DE
90	90	Matthew Gallippo	12	6-1	181	DE
93	93	Elijah Tyler	11	6-1	171	DE
97	97	Jozef Janik	9	6-1	281	OL


# New Prairie Cougars

## Class 4A



### Team Statistics

	New Prairie	Opponents
Total Points / Points Per Game	612 / 43.7	270 / 19.3
First Downs / Per Game	245 / 17.5	161 / 11.5
Rushing Yards / Per Game	5,763 / 411.6	1,966 / 140.4
Passing Yards / Per Game	443 / 31.6	1,815 / 129.6
Total Yards / Per Game	6,206 / 443.3	3,781 / 270.1
Fumbles Recovered By	10	N/A
Intercepted By	18	N/A
Total Punts / Average	24 / 33.4	N/A
Penalties / Yards	80 / 661	N/A



### Individual Statistics

Scoring	G	TD	1-Pt.	2-Pt.	FG	TP	PPG
2 Tyler Weller	14	32	--	2	--	196	14
9 Nick Brassell	14	25	--	1	--	152	10.9
22 Drake Dierdorf	14	21	--	--	--	126	9
18 Evan King	14	--	72	1	--	74	5.3
38 Jordan Peck	14	3	--	1	--	20	1.4

Rushing	G	Att.	Yds.	TD	YPG	YPC	Long
2 Tyler Weller	14	219	1,793	28	128.1	8.2	--
9 Nick Brassell	14	172	1,641	24	117.2	9.5	--
38 Jordan Peck	14	164	934	3	66.7	5.7	--
22 Drake Dierdorf	14	73	775	14	55.3	10.6	--
3 Kyle Foerg	14	48	171	3	12.2	3.6	--

Passing	G	Comp.	Att.	Int.	TD	Yds.	YPG
9 Nick Brassell	14	16	31	1	4	328	23.4
2 Tyler Weller	14	3	5	1	3	81	5.7
3 Kyle Foerg	14	2	11	0	1	34	2.4

Receiving	G	Rec.	Yds.	TD	YPG	YPC	Long
22 Drake Dierdorf	14	9	227	6	16.2	25.2	--
2 Tyler Weller	14	4	84	1	6	21	--
30 Conner Scott	14	2	54	0	3.8	27	--

Defense	G	Tackles	For Loss	Sacks	INT	FF	FR
32 Gage Nierzwicki	14	120	12	6	0	0	2
57 Dan Cinal	14	97	14	2	0	0	1
11 Jared Culp	14	61	7	0	3	0	2
2 Tyler Weller	14	60	3	0	9	1	0
93 Eli Tyler	14	52	6	0	1	0	0
8 Joe Cinal	14	51	1	0	1	0	0

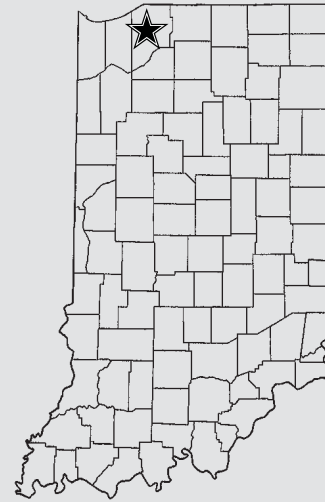
### State Finals History

First Appearance



Russ Radtke  
Head Coach

34-4 (3rd year)  
327-121 (38th year overall)



### Team Facts

City/Town: New Carlisle  
County: LaPorte  
Superintendent: Jim Dermody  
Principal: Greg Dettinger  
Asst. Principal: Candy Van Buskirk  
Athletic Director: Brian Williamson  
Head Coach: Russ Radtke  
Assistant Coaches: Ryan Balanow, Josh Bolakowski, Julio Cisneros, Craig Foerg, William Gaitlin, Bill Gumm, Bo Radtke, Tyler Radtke, Jim Schwingendorf, Giovanni Stanisci, and Bobby Whitenack  
Student Managers: Emma Hunt, Kelsey Moore, Autumn Timm, Eryn Tumbleson, Hunter Whitenack, Hayden Whitenack, Nolan Szymanski, Brock Sinka, and Hunter Groves  
Offensive Formation: Wishbone  
Defensive Formation: 5-2  
Colors: Navy and Old Gold  
Conference: Northern States  
Enrollment: 961  
Last Year's W-L Record: 12-1

### Season Results (13-1)

8/22	LaPorte	L	42-56
8/29	at Mishawaka Marian	W	27-14
9/6	Bremen	W	63-19
9/12	at Culver	W	56-33
9/19	Jimtown	W	35-33
9/26	at Triton	W	48-6
10/3	John Glenn	W	34-27
10/10	LaVille	W	35-0
10/17	at Knox	W	62-0

### Sectional

10/24	at South Bend Clay	W	50-7
10/31	Kankakee Valley	W	67-3
11/7	at Plymouth	W	37-35

### Regional

11/14	Lowell	W	28-27
-------	--------	---	-------

### Semi-State

11/21	at Northridge	W	28-10
-------	---------------	---	-------

## Offense:

QB **9** **Nick Brassell**  
3 Kyle Foerg

FB **38** **Jordan Peck**  
6 Max Barnaby

HB **2** **Tyler Weller**  
**22** **Drake Dierdorf**  
23 Ryan Moser

TE **89** **Dylan Hisick**  
**30** **Conner Scott**  
86 Tynan Williams

G **61** **Christian Plonka**  
**71** **RJ Bougher**  
51 Michael Mungia

T **78** **Grant Williamson**  
**62** **David Walbring**  
79 Jesse Williamson

C **68** **Zachary Bucher**  
57 Daniel Cinal

## Defense:

DE **93** **Eli Tyler**  
**90** **Matt Gallippo**  
86 Tynan Williams

DT **36** **AJ Holland**  
**78** **Grant Williamson**

LB **32** **Gage Nierzwicki**  
**57** **Dan Cinal**  
**11** **Justin Culp**

SS **8** **Joe Cinal**  
45 Owen Drake

FS **2** **Tyler Weller**  
9 Nick Brassell

C **12** **Josh Cooper**  
**23** **Ryan Moser**  
81 Seth Boniface

Place Kicker/Kick-Offs: **18** **Evan King**  
64 Dawson Curl

Holder: **15** **Garrett Ruiz**

Punter: **22** **Drake Dierdorf**  
18 Evan King

KOR/Punt Return: **2** **Tyler Weller**  
**22** **Drake Dierdorf**  
**23** **Ryan Moser**



## Head Coach Profile

**Name:** Russ Radtke  
**Age:** 62  
**Spouse's Name:** Jane Radtke  
**Years Married:** 42  
**Children's Names, Ages:** Bo Radtke (37), Shane Radtke (34), Tyler Radtke (31)  
**Current Occupation, Employer:** Student Management Director, New Prairie High School  
**No. of Years:** 3

### Education:

**High School Attended, Year Graduated:** North Judson-San Pierre 1970  
**College Attended, Year Graduated:** Purdue Calumet, 1974  
**Degree(s)/Major:** Master's in Education with majors in physical education, health, social studies, and driver's education

### Athletic Participation

Sport	High School Years	College Years
Football	1968, 1969	
Basketball	1967, 1968, 1969	1971, 1972, 1973, 1974

As a high school or college player, have you ever competed in a State or National Championship Event in any sport? If yes, please give details: No

### Coaching Experience (Football Only)

**Years as Varsity Head Coach at Current School:** 3 years  
**Actual years as Varsity Head Coach at Current School:** 2012-2014  
**Record as Varsity Head Coach at Current School:** 34-4  
**Overall Varsity Head Coaching Record:** 327-121  
**Do you coach any other sports at your school?** No

Please list below where you've coached during your career starting with your current position:

School	Head/Asst.	No. of Years	Actual Years
New Prairie High School	Head	3	2012-2014
Griffith High School	Head	19	1993-2011
Connersville High School	Head	6	1987-1992
North Judson-San Pierre	Head	10	1977-1986
Maconaquah	Asst. Coach	1	1976
Griffith	Asst. Coach	1	1975
Hammond Gavit	Asst. Coach	2	1973-1974

Tournament Championships (As a Varsity Head Coach, list years your team won):

**Sectional:** 18 ('79, '80, '81, '84, '85, '86, '94, '95, '97, '98, '01, '02, '05, '06, '07, '08, '13, '14)  
**Regional:** 10 ('79, '80, '81, '84, '86, '94, '97, '05, '06, '14)  
**Semi-State:** 5 ('80, '84, '86, '97, '14)  
**State Championship:** 1 ('97)

Something interesting about you personally or professionally that people might not know: Coach Radtke is an avid Minneapolis-Moline tractor collector.



# New Palestine Dragons

## Class 4A



Lt.	Dk.	Name	Gr.	Ht.	Wt.	Position(s)
2	2	Bailey Lawless	11	5-10	203	TE/LB
3	3	Garrett Kuhn	12	6-3	183	WR/DB
4	4	Brett Luker	10	6-0	142	WR/DB
5	5	Austin Hart	11	5-8	151	WR/DB
6	6	Duke Blackwell	11	5-10	163	WR/DB
7	7	Adam Kincaid	10	5-10	172	WR/DB
8	8	Jordan Shanahan	10	5-10	165	WR/DB
9	9	Nick Brickers	11	5-9	177	RB/DB
10	10	Logan Greene	11	5-7	138	WR/DB
11	11	Alex Neligh	11	6-2	188	QB/LB
12	12	Chaz Hill	12	5-9	174	QB/DB
14	14	Kyle Zehner	12	5-9	165	WR/DB
15	15	Nick Merriman	11	5-8	155	RB/LB
17	39	Solomon Fair	11	5-11	195	RB/LB
18	18	Spencer Corey	10	6-0	152	K
19	19	Gunnar Large	10	6-1	141	QB/DB
20	20	Grant Moeller	10	5-3	124	WR/DB
21	21	Jeff Wilcher	12	5-9	162	WR/DB
22	22	Noah Grable	12	6-1	228	TE/LB
23	23	Deven Harris	10	5-5	132	WR/DB
24	24	Trevor Woodall	11	6-1	190	TE/LB
25	25	Colby Parker	12	6-0	170	WR/DB
26	20	Nick Rusche	9	5-7	130	QB/DB
27	15	Logan McKinney	9	5-5	160	QB/LB
30	30	Kyle Barton	10	5-11	145	K
32	32	James Young	12	6-0	208	RB/DB
33	33	James Crumlin	11	6-0	162	WR/DB
34	34	JohnMichael Wallen	11	6-0	215	TE/DL
35	35	Clay Fultz	9	5-7	140	OL/DL
36	72	Logan Robinson	9	5-9	165	OL/DL
37	4x	Justin Wilcher	9	5-4	130	WR/DB
38	7x	Nick Tschaenn	9	5-5	120	WR/DB
40	40	David Johnson	11	5-5	145	RB/LB
41	41	Cole Shepler	10	5-10	151	TE/LB
42	42	Joseph Izbicki	11	5-11	201	TE/LB

Lt.	Dk.	Name	Gr.	Ht.	Wt.	Position(s)
43	42	Kohl Mann	9	5-7	175	RB/DL
44	44	Sterling Curran	12	5-9	200	RB/LB
45	45	Gabe Estes	12	6-2	226	RB/LB
46	44	Dylan Casner	9	5-6	130	WR/DB
50	50	Michael Woodall	11	6-1	211	OL/LB
51	63	Austin Snider	9	5-8	185	OL/DL
52	52	Patrick Hopkins	11	5-9	191	OL/DL
53	32	Levi McKinney	9	5-9	145	RB/LB
54	9x	Jacob Ackerman	9	5-3	115	WR/DB
55	55	Trent Mahaney	12	5-10	217	OL/DL
56	56	Chase Garrett	11	6-0	204	OL/DL
58	56	Cameron Digney	9	5-7	190	OL/DL
61	88	Dakota Merten	9	5-10	145	WR/DB
62	62	Nick Derheimer	11	6-4	242	OL/DL
63	63	David Judy	10	6-0	242	OL/DL
65	65	Andrew Yazel	11	5-11	265	OL/DL
66	22	Josh Smith	9	5-9	135	WR/DB
70	70	Matt Moeller	11	6-1	271	OL/DL
71	71	Richard Lopez	9	5-7	210	OL/DL
72	72	Gavin Hopkins	12	6-2	215	OL/DL
73	73	Denny Alyea	12	6-1	206	OL/DL
73	75	Caleb King	9	5-8	190	OL/DL
74	74	Thaddaeus Muse	11	5-8	259	OL/DL
75	75	Brenden Spaulding	11	6-1	224	OL/DL
76	76	Alex Barnes	12	6-2	276	OL/DL
77	77	Quincy Winstead	12	6-1	230	OL/DL
78	78	Carson Caldwell	12	5-7	218	OL/DL
79	79	Cameron Shanahan	10	6-1	182	OL/DL
80	80	Brady Walden	10	5-8	134	WR/DB
82	82	Lucas Swanson	10	5-5	134	WR/DB
83	83	Jacobi Maxwell	10	5-7	140	WR/DB
84	17	Jaxon Manes	9	5-9	130	WR/DB
85	85	Joe Bullock	9	6-0	150	WR/DB
89	89	Colby Wagoner	9	5-7	140	WR/DB

# New Palestine Dragons

## Class 4A



### Team Statistics

	New Palestine	Opponents
Total Points / Points Per Game	774 / 55.3	110 / 7.8
First Downs / Per Game	308 / 22	126 / 9
Rushing Yards / Per Game	3,640 / 260	969 / 69
Passing Yards / Per Game	2,333 / 167	1,383 / 98.7
Total Yards / Per Game	5,973 / 427	2,352 / 167.7
Fumbles Recovered By	23	5
Intercepted By	22	7
Total Punts / Average	35 / 31.6	72 / 32.2
Penalties / Yards	98 / 784	139 / 1129

### Individual Statistics

Scoring	G	TD	1-Pt.	2-Pt.	FG	TP	PPG
32 James Young	14	33	--	--	--	198	14.1
11 Alex Neligh	14	16	--	--	--	96	6.9
18 Spencer Corey	14	--	62	--	6	80	5.7
44 Sterling Curran	14	12	--	--	--	72	5.1
3 Garrett Kuhn	14	12	--	--	--	72	5.1

Rushing	G	Att.	Yds.	TD	YPG	YPC	Long
32 James Young	14	238	1350	33	96.4	5.7	67
11 Alex Neligh	14	154	1007	16	72	6.5	62
44 Sterling Curran	14	41	419	11	30	10.2	55
12 Chaz Hill	13	26	326	4	25	12.5	63
19 Gunnar Large	8	16	188	2	23.5	11.8	73

Passing	G	Comp.	Att.	Int.	TD	Yds.	YPG
11 Alex Neligh	14	115	196	6	23	2258	161.3
12 Chaz Hill	13	2	6	0	1	19	1.5
19 Gunnar Large	8	5	11	1	0	56	7.0

Receiving	G	Rec.	Yds.	TD	YPG	YPC	Long
22 Noah Grable	14	34	644	7	46	18.9	65
6 Duke Blackwell	14	32	694	7	53	21.7	75
3 Garrett Kuhn	14	25	593	9	49.4	23.7	85
10 Logan Greene	14	10	133	1	10	13.7	30
7 Adam Kincaid	14	7	112	0	16	8	0

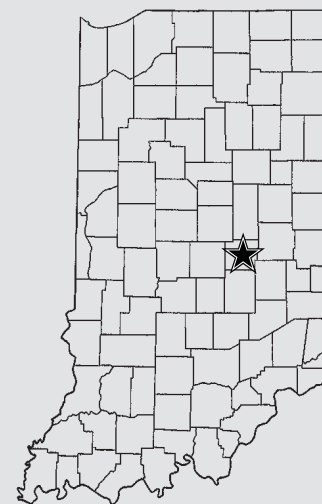
Defense	G	Tackles	For Loss	Sacks	INT	FF	FR
44 Sterling Curran	14	141	31	8	1	5	2
45 Gabe Estes	12	116	43	14	0	1	2
42 Joe Izbicki	14	87	18	3	0	0	0
22 Noah Grable	14	84	31	12	1	0	0
9 Nick Brickens	14	62	2	1	2	0	0
12 Chaz Hill	14	54	1	0	1	0	1

### State Finals History

Runner-Up: (1) 1990 (3A)  
 Appearances: (2) 1990 (3A), 2014 (4A)



Kyle Ralph  
 Head Coach  
 27-1 (2nd year)  
 27-1 (2nd year overall)



### Team Facts

City/Town: New Palestine  
 County: Hancock  
 Superintendent: Dr. Lisa Lantrip  
 Principal: Keith Fessler  
 Athletic Director: Al Cooper  
 Head Coach: Kyle Ralph  
 Assistant Coaches: Jeremy Large, Mike Luker, Dan Buchanan, JD Hill, John Horan, Donnie Blackwell, Mark Mahaney, Jason Grable, Jim Disman, Jim Swanson, Kirk Woodcock, Gary Greene, James Evans, Matt Hayden  
 Student Managers: Shelbie Hill, Hailey McNabb, Zoey McNabb  
 Athletic Trainers: Jessica Couch and Ashley Malloy  
 Offensive Formation: Power Spread  
 Defensive Formation: Stack  
 Colors: Red and White  
 Conference: Hoosier Heritage  
 Enrollment: 1,096  
 Last Year's W-L Record: 13-1

### Season Results (14-0)

8/22 Danville W 61-0  
 8/29 at Richmond W 42-6  
 9/5 Yorktown W 48-13  
 9/12 at Mount Vernon (Fortville) W 31-3  
 9/19 at Pendleton Heights W 56-7  
 9/26 Greenfield-Central W 63-0  
 10/3 at Shelbyville W 72-3  
 10/10 at New Castle W 55-10  
 10/17 Delta W 54-0

### Sectional

10/24 at Muncie Central W 61-7  
 10/31 New Castle W 74-0  
 11/7 at Beech Grove W 83-20

### Regional

11/14 at Indpls. Roncalli W 44-13

### Semi-State

11/21 Columbus East W 30-28

**DEPTH CHART** Please list your two-deeps at each position.

**Offense**

Pos.	No.	Name
QB	11	Alex Neligh
QB	12	Chaz Hill
RB	32	James Young
RB	44	Sterling Curran
WR	6	Duke Blackwell
WR	10	Logan Greene
WR	7	Adam Kincaid
WR	4	Brett Luker
WR	22	Noah Grable
WR	42	Joe Izbicki
WR	3	Garrett Kuhn
WR	33	James Crumlin
RT	76	Alex Barnes
RT	50	Michael Woodall
RG	70	Matt Moeller
RG	55	Trent Mahaney
C	65	Andrew Yazel
C	55	Trent Mahaney
LG	63	David Judy
LG	74	Thaddeus Muse
LT	62	Nick Derheimer
LT	72	Gavin Hopkins

**Specialists**

Pos.	No.	Name
Punter	9	Nick Brickens
	42	Joe Izbicki
Placekicker	30	Kyle Barton
	18	Spencer Corey
Kickoffs	18	Spencer Corey
	30	Kyle Barton
Long Snapper	44	Sterling Curran
	42	Joe Izbicki
Holder	12	Chaz Hill
	6	Duke Blackwell
Punt Returns	3	Garrett Kuhn
	9	Nick Brickens
Kickoff Returns	14	Kyle Zehner
	3	Garrett Kuhn

**Defense**

Pos.	No.	Name
CB	10	Logan Greene
CB	21	Jeff Wilcher
CB	12	Chaz Hill
CB	14	Kyle Zehner
SS	3	Garrett Kuhn
SS	6	Duke Blackwell
FS	7	Adam Kincaid
FS	33	James Crumlin
A	9	Nick Brickens
A	4	Brett Luker
DE	76	Alex Barnes
DE	55	Trent Mahaney
N	74	Thaddeus Muse
N	65	Andrew Yazel
DE	22	Noah Grable
DE	63	David Judy
SLB	44	Sterling Curran
SLB	2	Bailey Lawless
MLB	45	Gabe Estes
MLB	50	Michael Woodall
WLB	42	Joe Izbicki
WLB	24	Trevor Woodall



## HEAD COACH PROFILE

**Name:** Kyle Ralph

**Age:** 30

**Spouse's Name:** Ashley

**Years Married:** 6

**Children's Names, Ages:** Kaeden, 4. Madison, 1.

**Current Occupation, Employer:** Teacher, Southern Hancock Schools

**No. of Yrs.:** 2

**If a teacher, what subjects and grades do you teach:** World History (9-10), PE (9-11), Advanced PE (10-12)

## Education

**High School Attended, Year Graduated:** St. Xavier High School, Cincinnati, OH. 2002.

**College Attended, Year Graduated:** University of North Carolina – Chapel Hill. 2006.

**Degree(s) / Major:** History

## Athletic Participation

<b>Sport</b>	<b>High School Years (ie: 1972, 73)</b>	<b>College Years (ie: 1976, 77)</b>
Football	1998, 1999, 2000, 2001	2002, 2003, 2004, 2005
Track	1998, 1999, 2000, 2001	

**As a high school or college player, have you ever competed in a State or National Championship Event in any sport? If yes, please give details:**

As a senior in high school (2001 football season) we lost in the football State Championships to St. Ignatius.

## Coaching Experience (Football Only)

**Years as Varsity Head Coach at Current School (ie: 5 years):** 2 years

**Actual Years as Varsity Head Coach at Current School (ie: 1996-2000):** 2013-2014

**Record as Varsity Head Coach at Current School:** 27-1

**Overall Varsity Head Coaching Record:** 27-1

**Do you coach any other sports at your school?** Track

**Please list below where you've coached during your career starting with your current position:**

<b>School</b>	<b>Head / Asst.</b>	<b>No. of Years (ie: 5)</b>	<b>Actual Years (ie: 1992-present)</b>
New Palestine HS	Head	2	2013-2014
Withrow HS (Cincinnati)	Asst.	2	2011-2012
Oak Hills HS (Cincinnati)	Asst.	3	2008-2010
St. Xavier HS (Cincinnati)	Asst.	1	2007

**Tournament Championships** (As the Varsity Head Coach, list years your team won):

**Sectional:** 2013, 2014

**Regional:** 2013, 2014

**Semi-State:** 2014

**State Championship:**


**Something Interesting About You Personally Or Professionally That People Might Not Know:**

I am incredibly superstitious. I always have been since my days as a player and that has carried into my career as a coach.



# LaPorte Slicers

## Class 5A



Lt.	Dk.	Name	Gr.	Ht.	Wt.	Position(s)	Lt.	Dk.	Name	Gr.	Ht.	Wt.	Position(s)
2	2	Caleb Yandek	11	5-9	147	DB	49	49	Russel Brodhacker	11	6-0	191	DL
3	3	Eric Mazany	11	5-11	165	QB	50	50	Ryan Neary	12	6-3	216	OL
4	4	Joey Ross	12	5-11	202	LB	51	51	Myles Jageman	11	6-0	200	OL
5	5	Austin Brock	12	5-11	150	DB	52	52	Tim Walsh	11	5-11	241	OL
6	6	Gino Francesconi	11	6-0	175	DB	53	53	Carter Puckett	10	5-11	168	OL
7	7	Sam Doig	12	5-9	183	LB	54	54	Austin Trinkle	11	6-1	168	OL
9	9	Nolan Lorenz	9	6-1	180	QB	57	57	Brandon Young	12	5-10	200	DL
10	10	Adam Cizewski	11	5-8	158	DB	60	60	Hunter Stemmler	9	6-0	185	DL
11	11	James Tatum	11	6-0	146	DB	62	62	Nick Gragido	11	5-10	234	OL
12	12	Mike Watson	12	5-8	166	DB	63	63	Mason Anderson	10	5-9	190	OL
14	14	Ben Dermody	10	6-1	168	QB	65	65	Alex Winters	10	5-8	231	OL
16	16	Zach Domogola	10	5-4	146	DB	66	66	Westin Haislet	11	6-1	210	OL
19	19	Ryan Steder	9	5-10	140	QB	68	68	Mike Roland	12	6-3	303	OL
20	20	Charles Salary	12	5-7	173	RB	69	69	Dakota Edwards	12	6-1	260	DL
21	21	Owen Strieter	10	6-0	153	DB	70	70	Tyler James	12	6-2	276	OL
22	22	Dion Williams	11	5-8	140	RB	71	71	Tucker King	12	6-4	235	OL
23	23	Brian McGuire	12	6-2	177	WR	74	74	Nate Warnock	11	6-3	278	OL
24	24	Casey Cornett	11	5-10	145	K	75	75	Cesar Rosales	9	5-7	215	DL
25	25	Drake Sanders	12	5-10	189	RB	77	77	Jake Thode	9	6-2	215	OL
27	27	Omyi Armstrong	12	5-11	206	RB	78	78	Matt Buckman	12	6-3	386	DL
28	28	Tyler Cave	11	5-10	126	DB	80	80	Jake Cole	10	6-0	143	WR
29	29	Michael Peeples	9	5-5	134	DB	81	81	Tyler Nehl	10	5-9	165	WR
30	30	Drayson Nespo	9	5-7	145	RB	82	82	Mark Haines	9	6-3	190	TE
31	31	Bo Reed	12	5-7	170	DB	84	84	Noah McFarrin	10	6-0	156	WR
32	32	Tyler Littlejohn	12	6-0	186	WR	85	85	Josh Bohling	10	6-1	171	WR
33	33	Austin Cummings	10	5-7	127	RB	86	86	Mason Kosior	10	6-2	172	TE
35	35	Austin Lowe	9	5-10	175	LB	87	87	Luc McCarty	12	6-4	232	TE
36	36	Brennan Long	10	5-9	185	RB	88	88	Scott Cooper	10	6-4	209	TE
37	37	Noah Boardman	12	5-10	210	LB	89	89	Nick Willoughby	11	6-1	197	TE
38	38	Dakoda Yon	10	5-8	163	RB	90	90	Ryan Downs	10	6-1	225	DL
39	39	Nik Ormsby	10	6-1	195	LB	91	91	Josh Peterson	10	5-9	158	DL
40	40	Jovany Villa	9	5-3	115	K	92	92	J.J. Sanders	11	6-1	232	DL
41	41	Joey Hlinovsky	10	5-8	157	DB	93	93	Florentino Avila	11	5-10	204	DL
42	42	Juan Villa	10	5-7	153	K	94	94	Chris Cernel	10	5-10	152	DL
43	43	Jeremy Curry	12	6-0	170	DB	95	95	Jake Payne	12	6-1	178	DL
44	44	Sergio Garcia	10	5-8	166	LB	96	96	Vendee Williams	10	5-11	165	DL
45	45	Marsalis Watkins	11	5-11	182	LB	97	97	Joel Hines	11	6-5	220	DL
46	46	Brendan Stodden	10	5-10	147	LB	98	98	Jose Salinas	12	5-10	247	DL
47	47	Matt Otwinowski	11	6-3	210	LB	99	99	Ruben Cuarenta	10	5-9	213	DL
48	48	Devin Hammons-Flanagan	10	6-0	180	DL							

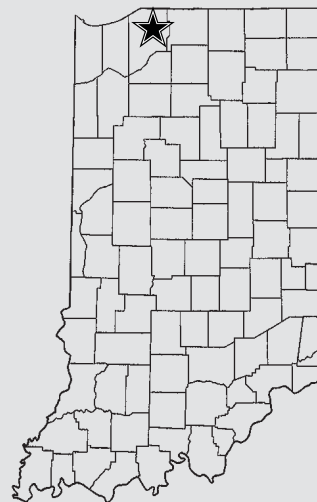
# LaPorte Slicers

## Class 5A



### Team Statistics

	LaPorte	Opponents
Total Points / Points Per Game	380 / 29.2	238 / 18.3
First Downs / Per Game	204 / 15.7	202 / 15.5
Rushing Yards / Per Game	3,272 / 251.7	2,553 / 196.4
Passing Yards / Per Game	947 / 72.8	1,337 / 102.8
Total Yards / Per Game	4,219 / 324.5	3,890 / 299.2
Fumbles Recovered By	13	5
Intercepted By	11	8
Total Punts / Average	47 / 29.8	48 / 29.1
Penalties / Yards	80 / 704	58 / 443



### Individual Statistics

Scoring	G	TD	1-Pt.	2-Pt.	FG	TP	PPG
20 Charles Salary	13	28	0	0	0	168	12.9
24 Casey Cornett	11	0	38	0	8	62	5.6
6 Gino Francesconi	13	6	0	0	0	36	2.8
32 Tyler Littlejohn	13	5	0	0	0	30	2.3

Rushing	G	Att.	Yds.	TD	YPG	YPC	Long
20 Charles Salary	13	446	2866	28	220.5	6.4	85
25 Drake Sanders	12	19	143	2	11.9	7.5	72
6 Gino Francesconi	13	17	135	5	10.4	7.9	77
3 Eric Mazany	8	34	108	2	13.5	3.2	24

Passing	G	Comp.	Att.	Int.	TD	Yds.	YPG
3 Eric Mazany	8	47	87	4	9	631	78.9
14 Ben Dermody	6	31	66	4	2	316	52.7

Receiving	G	Rec.	Yds.	TD	YPG	YPC	Long
32 Tyler Littlejohn	13	24	216	4	16.6	9.0	41
88 Scott Cooper	13	13	133	1	10.2	10.2	25
23 Brian McGuire	13	11	234	1	18.0	21.3	52
6 Gino Francesconi	13	9	130	1	10.0	14.4	44
87 Luc McCarty	9	9	115	3	12.8	12.8	25

Defense	G	Tackles	For Loss	Sacks	INT	FF	FR
47 Matt Otwinowski	13	156	14	3.5	1	2	3
37 Noah Boardman	13	151	6	2.0	1	0	2
95 Jake Payne	13	102	13	8.0	1	2	3
21 Owen Streiter	13	76	2	0.0	8	0	0
43 Jeremy Curry	13	97	0	0.0	0	1	0
7 Sam Doig	13	61	9	3.0	0	0	1

### State Finals History

First Appearance



Bob Schellinger  
Head Coach  
110-121 (22nd year)  
179-166 (34th year overall)

### Team Facts

City/Town: LaPorte  
County: LaPorte  
Superintendent: Mark Francesconi  
Principal: Ben Tonagel  
Athletic Director: Ed Gilliland  
Asst. Athletic Director: Steve Santana  
Head Coach: Bob Schellinger  
Assistant Coaches: Bob James, Scott Myers, Keith Ross, Rob Schellinger, Buzz Schoff, Kris Staats, Eric Stephens, and Joe Wagner  
Student Managers: Seth Collins, Saige Dennis, Kristen Pitrowski, Chris Ritchie, and Marissa Sullivan  
Offensive Formation: Pro I  
Defensive Formation: 4-4  
Colors: Orange and Black  
Conference: Duneland  
Enrollment: 2,026  
Last Year's W-L Record: 1-9

### Season Results (8-5)

8/22	at New Prairie	W	56-42
8/30	Hobart	W	21-0
9/6	at Valparaiso	L	14-19
9/12	Chesterton	L	13-17
9/19	at Lake Central	L	13-20
9/26	Merrillville	W	42-23
10/3	Crown Point	L	14-20
10/10	at Michigan City (2OT)	L	31-34
10/17	at Portage	W	34-14

### Sectional

10/31	at Michigan City	W	24-0
11/7	Mishawaka	W	28-21

### Regional

11/14	at Elkhart Central	W	55-21
-------	--------------------	---	-------

### Semi-State

11/21	at Fort Wayne Snider	W	35-7
-------	----------------------	---	------

**DEPTH CHART** Please list your two-deeps at each position.

**Offense**

Pos.	No.	Name
QB	3	Eric Mazany
	14	Ben Dermody
TB	20	Charles Salary
	6	Gino Francesconi
FB	27	Omyi Armstrong
	36	Brennan Long
FL	32	Tyler Littlejohn
	6	Gino Francesconi
SE	23	Brian McGuire
	6	Gino Francesconi
TE	87	Luc McCarty
	89	Nick Willoughby
RT	71	Tucker King
	66	Westin Haislet
RG	74	Nate Warnock
	62	Nick Gragido
C	51	Myles Jageman
	52	Tim Walsh
LG	70	Tyler James
	68	Mike Roland
LT	50	Ryan Neary
	54	Austin Trinkle

**Defense**

Pos.	No.	Name
S	43	Jeremy Curry
	6	Gino Francesconi
CB	21	Owen Streiter
	28	Tyler Cave
CB	12	Mike Watson
	5	Austin Brock
OLB	7	Sam Doig
	44	Sergio Garcia
OLB	2	Caleb Yandek
	6	Gino Francesconi
ILB	47	Matt Otwinowski
	4	Joey Ross
ILB	37	Noah Boardman
	39	Nick Ormsby
DE	97	Joel Hines
	48	Devyn Hammons-Flanagan
DE	95	Jake Payne
	96	Vendee Williams
DT	98	Jose Salinas
	78	Matt Buckman
DT	57	Brandon Young
	90	Ryan Downs

**Specialists**

Pos.	No.	Name
Punter	37	Noah Boardman
	87	Luc McCarty
Placekicker	24	Casey Cornett
	42	Juan Villa
Kickoffs	42	Juan Villa
	24	Casey Cornett
Long Snapper	50	Ryan Neary
	52	Tim Walsh
Holder	86	Mason Kosior
	3	Eric Mazany
Punt Returns	32	Tyler Littlejohn
	6	Gino Francesconi
Kickoff Returns	32	Tyler Littlejohn
	6	Gino Francesconi
	22	Dion Williams



## HEAD COACH PROFILE

**Name:** Bob Schellinger

**Age:** 61

**Spouse's Name:** Lorri

**Years Married:** 36

**Children's Names, Ages:** Tricia (35), Robby (34), Mark (30), Kevin (27), Danny (22)

**Current Occupation, Employer:** Teacher, LaPorte Community School Corporation

**No. of Yrs.:** 22

**If a teacher, what subjects and grades do you teach:** High School Health and Physical Education

## Education

**High School Attended, Year Graduated:** South Bend St. Joseph, 1972

**College Attended, Year Graduated:** Illinois Benedictine College, 1976

**Degree(s) / Major:** B.S. / Physical Education

## Athletic Participation

<b>Sport</b>	<b>High School Years (ie: 1972, 73)</b>	<b>College Years (ie: 1976, 77)</b>
Football	1968-1971	1972-1975
Baseball	1969-1972	
Wrestling	1970-1971	

**As a high school or college player, have you ever competed in a State or National Championship Event in any sport? If yes, please give details:**

## Coaching Experience (Football Only)

**Years as Varsity Head Coach at Current School:** 22

**Actual Years as Varsity Head Coach at Current School:** 1993-present

**Record as Varsity Head Coach at Current School:** 110-121

**Overall Varsity Head Coaching Record:** 179-166

**Do you coach any other sports at your school?** No

**Please list below where you've coached during your career starting with your current position:**

<b>School</b>	<b>Head / Asst.</b>	<b>No. of Years (ie: 5)</b>	<b>Actual Years (ie: 1992-present)</b>
LaPorte	Head	22	1993-present
South Central (Union Mills)	Head	12	1981-1992
South Central (Union Mills)	Assistant	5	1976-1980

**Tournament Championships** (As the Varsity Head Coach, list years your team won):

**Sectional:** 2006, 2014

**Regional:** 2006, 2014

**Semi-State:** 2014

**State Championship:**

**Something Interesting About You Personally Or Professionally That People Might Not Know:**



# Cathedral Fighting Irish

## Class 5A



Lt.	Dk.	Name	Gr.	Ht.	Wt.	Position(s)
2	2	Austin Cox	11	6-0	171	LB
3	3	Quincy Keller	10	5-8	140	QB
4	4	Cody Andreoni	12	5-8	151	RB
5	5	Max Bortenschlager	11	6-4	181	QB
6	6	James Schulz	12	6-0	178	WR
7	7	Conner Mullin	11	5-10	168	DB
8	8	Dushan Sheppard	11	6-3	176	WR
9	9	Jacob Andrews	11	6-1	171	DB
10	10	Charlie Leahy	12	6-3	166	WR/DB
11	11	Paul Wedge	10	6-0	124	QB
12	12	Ben Stewart	10	5-11	191	DB
12	12	Alec Hobson	9	5-9	150	RB
13	13	Alec Letcher	12	6-1	167	WR
13	13	Vincent Warren	11	6-0	195	OLB
14	14	Alex O'Malley	12	5-10	166	DB
15	15	Mitch Gerbers	11	6-4	180	K
15	15	Jack Kafka	9	5-9	155	WR
16	16	Luke Saum	10	5-10	145	WR
16	16	Seth Link	9	6-0	150	WR
17	17	Satchel Oskins	10	5-11	161	RB
17	17	Dylan Stewart	9	5-8	145	DB
18	18	Malcolm Dotson	12	6-2	192	WR
19	19	Jackson Barrow	9	6-0	175	LB
20	20	Jack Greene	12	5-11	196	RB
21	21	David Salvas	12	5-10	175	RB
22	22	Venton Curry	12	5-11	214	RB
23	23	Tony Johnson	10	5-7	183	RB
24	24	Ethan Writt	10	5-11	152	DB
25	25	Daniel Berg	10	6-0	168	DB
26	26	Alec Neu	11	6-0	165	DB
27	27	Jauon Long	11	6-1	149	DB
28	28	Brenton Anderson	10	5-11	203	LB
29	29	Jacob Hill	11	6-2	175	QB
30	30	Robert Kirch	11	5-8	185	DB
31	31	Joe A'Hearn	10	5-9	147	WR
31	31	Joseph Schopper	12	6-0	182	FS/P
32	32	Alec Najem	10	5-9	180	RB
32	32	Alejandro Alva	10	5-6	152	OLB
33	33	Ross Kirkpatrick	10	5-10	164	OLB
34	34	Griffin Gallant	10	6-0	167	OLB
35	35	Kyle Hoepfer	11	5-8	171	DB
36	36	Elliot Frederick	12	6-2	219	ILB
37	37	Gibran Williams*	12	5-11	204	OLB
38	38	Cody Stockton	12	6-1	187	ILB
38	38	Taggart Rusk	10	5-7	119	P/K
39	39	Hugh Davis	9	6-0	180	LB
40	40	Evan Christopher	11	6-1	213	RB
41	41	Caleb Cross	12	6-2	183	RB
41	41	Markese Stepp	9	6-2	185	RB
42	42	Dorlan Hayes	12	6-0	201	LB
43	43	David Dickman	12	6-2	189	OLB
44	44	Michael Bamrick	10	6-1	150	OLB
45	45	Ronnie Hill	12	6-1	176	DB
46	46	Jamal Jackson	11	6-1	208	LB/FB
47	47	Davis Hensley	12	6-1	179	LB
48	48	Jack Lenahan	10	6-1	138	LS
49	49	Spencer Mossman	12	5-8	130	DB

Lt.	Dk.	Name	Gr.	Ht.	Wt.	Position(s)
50	50	Jimmy McGuigan	11	5-11	251	OL
50	50	Nick Frederick	9	5-10	170	LB
51	51	Sam Rust	9	6-1	210	OL
52	52	Daniel Scotto	10	6-1	231	OL
53	53	Marvin Wilson	10	5-10	244	DL
54	54	Steven Salvas	11	6-3	205	DL
55	55	Shelton Buell	12	5-9	200	DL
56	56	Trevor Ford	11	5-10	194	ILB
57	57	Phillip Burgess	11	6-2	231	DL
58	58	Paul Zerr	10	6-5	305	OL
59	59	Thomas Berg	12	5-8	232	DL
60	60	Riley Timberman	10	5-11	190	OL
60	60	Nathan Potter	11	6-0	181	LB
61	61	Gaven Johnson	10	6-2	215	OL
62	62	Ciaran Minch	12	6-1	225	OL
62	62	Nathan Shuey	9	5-9	210	OL
63	63	Ryan Guhl	11	6-3	213	LB
64	64	Ryan Murphy	12	6-2	221	OL
65	65	Dwight Hall	12	6-5	246	OL
66	66	Mason Harvey	10	6-0	261	OL
67	67	Griffin Tull	11	6-3	270	OL
68	68	Patrick Cain	11	5-11	207	DL
70	70	Jackson Huffine	10	6-3	179	OL
71	71	Alex Cotton	12	6-3	258	OL
72	72	Emil Ekiyor	9	6-3	285	OL
72	72	Simon Inkrott	9	6-2	200	DL
73	73	Jordan Lapsley	11	6-3	257	OL
74	74	Jack Wagner	11	6-3	257	OL
75	75	Christian Montgomery	10	5-11	221	DL
75	75	Andy Guhl	9	6-1	200	OL
76	76	Finnian O'Hara	10	5-9	180	OL
77	77	John Lowe	10	6-0	199	DL
78	78	Matthew Mitsch	12	6-2	238	DL
79	79	Jared Thomas*	12	6-4	257	OL
80	80	Ghiche Bradley	10	6-0	141	OLB
81	81	Dan Dolan	11	5-9	149	WR
82	82	John Preston	12	6-2	181	WR
83	83	Luke Sanders	10	6-4	164	WR
84	84	JA Ahlers	10	5-11	145	DB
85	85	Evan Whigham	12	6-2	180	WR
86	86	Kendall Coleman	11	6-4	233	DL
86	86	Dajon Collins	9	5-7	145	WR
87	87	Kavan Braun	10	6-1	174	TE
88	88	Alex Taylor	10	5-10	165	WR
90	90	Keith Caldwell	11	6-6	190	DL
91	91	Collin Stark	10	6-1	159	TE
91	91	Max Wirth	9	5-9	165	LB
92	92	Zach Elson	10	5-9	150	WR
93	93	Nick Potter	12	5-8	158	CB
94	94	Jack Butler	11	5-9	147	DB
95	95	Chad Meek	11	5-8	126	DB
96	96	Kris Marshall	10	5-11	189	LB
97	97	Jonathan Villegas	10	5-9	200	DL
98	98	Matt Guzman	12	6-0	187	ILB
99	99	Vincent Alerding	11	5-5	127	K/P

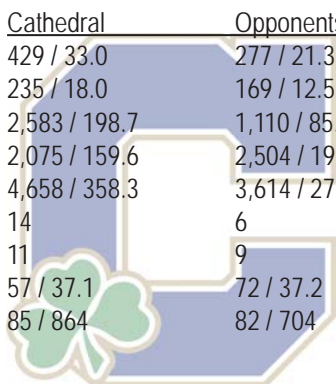
# Cathedral Fighting Irish

## Class 5A



### Team Statistics

	Cathedral	Opponents
Total Points / Points Per Game	429 / 33.0	277 / 21.3
First Downs / Per Game	235 / 18.0	169 / 12.5
Rushing Yards / Per Game	2,583 / 198.7	1,110 / 85.4
Passing Yards / Per Game	2,075 / 159.6	2,504 / 192.6
Total Yards / Per Game	4,658 / 358.3	3,614 / 278
Fumbles Recovered By	14	6
Intercepted By	11	9
Total Punts / Average	57 / 37.1	72 / 37.2
Penalties / Yards	85 / 864	82 / 704



### Individual Statistics

Scoring	G	TD	1-Pt.	2-Pt.	FG	TP	PPG
41 Caleb Cross	13	16	0	0	0	96	7.4
40 Evan Christopher	13	13	0	0	0	78	6.0
99 Vincent Alerding	13	0	32	0	6	50	3.8
5 Max Bortenschlager	13	7	0	0	0	42	3.2
6 James Schulz	13	6	0	0	0	36	2.8

Rushing	G	Att.	Yds.	TD	YPG	YPC	Long
41 Caleb Cross	13	253	1493	13	114.8	5.9	80
40 Evan Christopher	13	120	770	12	59.2	6.4	54
23 Tony Johnson	9	42	222	1	24.7	5.3	47
18 Malcolm Dotson	13	10	155	1	12.7	14.0	63
21 David Salvas	5	10	44	1	8.2	4.1	9

Passing	G	Comp.	Att.	Int.	TD	Yds.	YPG
5 Max Bortenschlager	13	153	290	9	18	2075	159.6
3 Quincy Keller	2	0	2	0	0	0	0.0
29 Jacob Hill	2	0	1	0	0	0	0.0

Receiving	G	Rec.	Yds.	TD	YPG	YPC	Long
85 Evan Whigham	13	40	551	3	50.1	13.8	51
40 Evan Christopher	13	25	267	1	20.5	10.7	54
41 Caleb Cross	13	23	302	3	23.2	13.1	38
83 Luke Sanders	13	20	225	1	28.1	11.2	31
6 James Schulz	13	18	357	6	29.8	19.8	38

Defense	G	Tackles	For Loss	Sacks	INT	FF	FR
12 Ben Stewart	13	100	12	0.0	2	2	0
38 Cody Stockton	13	52	7	3.0	1	1	1
46 Jamal Jackson	9	46	14	3.0	0	0	1
37 Gibran Williams	13	44	7	3.0	1	1	1
86 Kendall Coleman	13	44	15	7.5	1	0	0
78 Matthew Mitsch	13	40	15	6.0	0	1	0

### State Finals History

**State Champion:** (11) 1986 (3A), 1992 (3A), 1996 (4A), 1998 (4A), 1999 (4A), 2006 (4A), 2008 (4A), 2010 (4A), 2011 (4A), 2012 (4A), 2013 (5A)

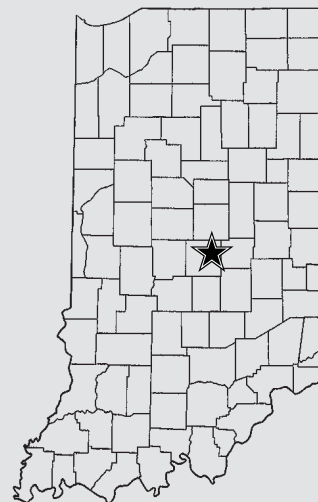
**Runner-Up:** (3) 1973 (3A), 1976 (3A), 1991 (3A)

**Appearances:** (15) 1973 (3A), 1976 (3A), 1986 (3A), 1991 (3A), 1992 (3A), 1996 (4A), 1998 (4A), 1999 (4A), 2006 (4A), 2008 (4A), 2010 (4A), 2011 (4A), 2012 (4A), 2013 (5A), 2014 (5A)



Rick Streiff  
Head Coach

198-62 (20th year)  
219-94 (25th year overall)



### Team Facts

City/Town: Indianapolis

County: Marion

President: Stephen J. Helmich

Principal: David L. Worland

Athletic Director: Doug Seagrave

Asst. Athletic Director: Terry Fox

Head Coach: Rick Streiff

Assistant Coaches: Tim Barthel, Adam Barth,

Tim Peterson, Nick Lyons, Mark Hicks,

Jere Kubuske, Mike Prior, Darrick Brownlow,

Emil Ekiyor, Jon Mundil, Howard Fogel,

Sean O'Connor, Matt Panzer, Sean Collins,

Adam Hibshman, Marty McLinn,

William Stubbs, and Dustin Land

Student Managers: Gracie Weaver,

Lucy Doyle, Matt Mueleman, Caitlin Elson,

and Andrew Cotton

Offensive Formation: Spread

Defensive Formation: 3-3

Colors: Old Gold and Navy Blue

Conference: Independent

Enrollment: 1,280

Last Year's W-L Record: 10-5

### Season Results (8-5)

8/22 at Ben Davis L 19-44

8/29 at Warren Central L 17-20

9/5 at South Bend St. Joseph Canceled

9/13 at Indpls. Bishop Chatard W 28-20

9/19 vs. Cincinnati St. Xavier (OH) L 0-27

9/26 Louisville Trinity (KY) L 19-31

10/3 Fort Wayne Dwenger W 24-9

10/10 at Hamilton Southeastern W 31-17

10/17 at Center Grove L 38-44

### Sectional

10/24 at Richmond W 49-13

10/31 Anderson W 70-0

11/7 Decatur Central W 59-14

### Regional

11/14 Whiteland W 48-14

### Semi-State

11/21 at Bloomington South (OT) W 27-24

## DEPTH CHART

### Offense

Pos.	No.	Name
WR	85	Evan Whigham
WR	13	Alec Letcher
WR	18	Malcolm Dotson
WR	81	Dan Dolan
TE	82	John Preston
TE	6	James Schulz
RT	72	Emil Ekiyor
RT	71	Alex Cotton
RG	50	Jimmy McGuigan
RG	67	Griffin Tull
C	79	Jared Thomas
C	61	Gaven Johnson
LG	74	Jack Wagner
LG	64	Ryan Murphy
LT	73	Jordan Lapsley
LT	58	Paul Zerr
QB	5	Max Bortenschlager
QB	3	Quincy Keller
FB	40	Evan Christopher
FB	22	Venton Curry
RB	41	Caleb Cross
RB	23	Tony Johnson

### Specialists

Pos.	No.	Name
Punter	31	Joe Schopper
Placekicker	99	Vincent Alerding
Kickoffs	15	Mitch Gerbers
Long Snapper	83	Luke Sanders
Holder	31	Joe Schopper
Punt Returns	12	Ben Stewart
Kickoff Returns	12	Ben Stewart

### Defense

Pos.	No.	Name
FS	12	Ben Stewart
FS	33	Ross Kirkpatrick
CB	45	Ronnie Hill
CB	7	Connor Mullin
CB	9	Jacob Andrews
CB	49	Spencer Mossman
OLB	37	Gibran Williams
OLB	2	Austin Cox
ILB	38	Cody Stockton
ILB	47	Davis Hensley
M	46	Jamal Jackson
M	42	Dorian Hayes
ILB	63	Ryan Guhl
ILB	98	Matt Guzman
OLB	43	David Dickman
OLB	33	Ross Kirkpatrick
DE	78	Matt Mitsch
DE	54	Steven Salvas
N	55	Shelton Buell
N	59	Thomas Berg
DE	86	Kendall Coleman
DE	57	Philip Burgess



## HEAD COACH PROFILE

**Name:** Rick Streiff  
**Age:** 52  
**Spouse's Name:** Julianne  
**Years Married:** 27  
**Children's Names, Ages:** John 24, Lauren 21, Tom 18  
**Current Occupation, Employer:** Cathedral High School  
**No. of Yrs.:** 20  
**If a teacher, what subjects and grades do you teach:** World History

### Education

**High School Attended, Year Graduated:** Monrovia HS IN 1980  
**College Attended, Year Graduated:** Butler University 1984  
**Degree(s) / Major:** Secondary Education

### Athletic Participation

<b>Sport</b>	<b>High School Years (ie: 1972, 73)</b>	<b>College Years (ie: 1976, 77)</b>
Football	1976-79	1980-83
Basketball	1976-80	
Track	1976-80	

**As a high school or college player, have you ever competed in a State or National Championship Event in any sport? If yes, please give details:** NCAA Division II Football Tournament 1983

### Coaching Experience (Football Only)

**Years as Varsity Head Coach at Current School (ie: 5 years):** 25  
**Actual Years as Varsity Head Coach at Current School (ie: 1996-2000):** 1989-2001 and 2008 to present  
**Record as Varsity Head Coach at Current School:** 198-62  
**Overall Varsity Head Coaching Record:** 219-94  
**Do you coach any other sports at your school?** No

**Please list below where you've coached during your career starting with your current position:**

<b>School</b>	<b>Head / Asst.</b>	<b>No. of Years (ie: 5)</b>	<b>Actual Years (ie: 1992-present)</b>
Cathedral HS	Head	20	1989-2001 and 2008-2014
North Central HS	Head	4	2001-2005
Brebeuf Prep	Head	1	1988-89
Bishop Chatard	Ass't	3	1985-88

**Tournament Championships** (As the Varsity Head Coach, list years your team won):

**Sectional:** 1991, 92, 93, 94, 96, 98, 99, 01, 08, 09, 10, 11, 12, 13, 14  
**Regional:** 1991, 92, 96, 98, 99, 01, 08, 09, 10, 11, 12, 13, 14  
**Semi-State:** 1991, 92, 96, 98, 99, 08, 10, 11, 12, 13, 14  
**State Championship:** 1992, 96, 98, 99, 08, 10, 11, 12, 13

**Something Interesting About You Personally Or Professionally That People Might Not Know:**



# Carmel Greyhounds

## Class 6A



Lt.	Dk.	Name	Gr.	Ht.	Wt.	Position(s)	Lt.	Dk.	Name	Gr.	Ht.	Wt.	Position(s)
1	1	Nick Stacy	11	6-2	200	K	49	49	Justus Schumann	11	6-1	180	OLB
2	2	Tyrone Thomas	12	5-8	151	DB	50	50	Trevor Scott	10	6-1	239	OL
3	3	Jalen Walker	10	5-9	170	WR	51	51	Isaac Peasley	12	5-10	177	OLB
4	4	Noah Burks	11	6-3	215	OLB	52	52	Noah Bassett	10	5-11	205	FB
5	5	Shakir Paschall	12	5-10	235	TB	54	54	Grant Wood	12	6-0	239	OL
6	6	Grant Mullen	12	5-9	155	DB	53	53	Cameron Birch	11	6-1	180	OLB
7	7	Thomas Stone	10	6-2	182	QB	53	53	Aaron Surface	11	5-10	170	OLB
8	8	Ethan Merriweather	10	6-1	175	WR	55	55	Parker Robbins	12	5-11	200	DL
9	9	Ryan Smith	12	6-0	200	OLB	55	55	Simon Pachciarz	11	6-2	245	OL
10	10	Alex Akins	11	5-10	175	DB	56	56	Jesse Clifford	12	6-1	200	LB
11	11	Rogan Goldblatt	11	5-10	160	QB	57	57	Justin Williams	10	6-3	229	OL
12	12	Jake McDonald	9	5-8	150	QB	57	57	Bryce Peters	12	6-0	170	LB
12	12	Michael Viktrup	11	6-1	196	QB	58	58	Ross Otto	12	5-10	200	OLB
13	13	Isaac James	12	5-11	190	QB	59	59	Nate Thompson	12	6-1	225	OL
14	14	Collin Pearson	12	5-11	167	WR	61	61	Dan Ambrogi	12	5-10	270	OL
15	15	Landon Sinnis	12	5-10	165	DB	62	62	Matt Del Busto	12	5-9	211	DL
16	16	Hunter Roser	11	5-10	150	WR	63	63	James Mac Stewart	11	6-2	214	OL
16	16	Cameron Hunt	11	6-0	195	LB	64	64	John Edwards	11	6-4	255	OL
17	17	Grant Gaynor	12	5-11	153	DB	65	65	Harley Frey	11	6-0	230	OL
18	18	Nathan Melchi	11	6-2	203	QB	66	66	Chase Krauter	11	6-0	302	OL
19	19	Logan Miller	12	6-1	175	DB	67	67	Henry Hehner	11	6-0	185	DL
20	20	Tobias Watkins	11	5-6	163	WR	67	67	Cayden Cronnin	11	6-3	279	OL
21	21	Chris Perkins	12	5-9	195	TB	68	68	Jakob Ford	10	5-11	224	OL
22	22	Mark Allen	9	5-10	150	DB	69	69	Noah Radde	11	6-0	215	DL
22	22	Luke Parker	12	6-2	185	DB	69	69	Ryan Moriarty	12	6-1	265	OL
23	23	Nick Mazza	11	5-9	170	DB	70	70	Chris Cwick	11	6-2	250	OL
24	24	Jake Nichols	9	6-0	150	DB	71	71	Grant Barker	10	6-2	194	OL
24	24	Marcus Perkins	11	6-0	155	TB	71	71	Will Patton	10	5-8	214	OL
25	25	Patrick O'Rourke	12	5-10	168	WR	73	73	Matt Anton	12	6-3	255	OL
26	26	Bennett Kiley	10	5-8	157	WR	74	74	DeShawn Williams	11	5-10	267	OL
26	26	Trent Terwilliger	10	5-11	160	WR	76	76	Jack Lorson	11	6-1	225	OL
27	27	Amir Semssar	12	5-8	170	DB	77	77	Joshua Herr	12	6-1	254	OL
28	28	Jake Leitch	11	5-6	160	DB	79	79	Mark Stickford	10	6-5	193	OL
29	29	Cole Murphy	11	5-10	155	WR	80	80	Scott Levine	11	6-2	200	FB
30	30	Sam Bower	12	5-7	144	DB	81	81	Odin Mowery	10	6-0	160	WR
31	31	CJ Williams	11	5-7	150	TB	82	82	Kurt Rafdal	10	6-7	215	TE
32	32	Luke Thompson	10	5-9	152	DB	83	83	Jack Stanton	12	6-3	195	FB
33	33	Jake Stark	12	5-8	205	LB	84	84	Cameron Dixon	10	6-5	180	TE
34	34	Stephen Watts	11	5-10	184	TB	85	85	Dylan Grimm	12	6-0	210	DL
35	35	Bronson Rago	11	5-10	170	FB	86	86	Jake Kleffman	12	6-1	167	WR
36	36	Nathan Ebikwo	11	5-8	164	DB	87	87	Logan Brinson	10	5-10	182	DL
37	37	Nick Fox	11	5-10	160	DB	87	87	Jake Herr	12	6-5	220	TE
38	38	Austin Newland	10	6-0	170	OLB	88	88	Britt Beery	10	6-5	210	DL
39	39	Alban Seal	11	5-11	165	K	89	89	Dallan Eckstein	10	5-10	176	DL
40	40	Connor Coghlan	9	5-10	150	K/LB	89	89	Tony Vitiritto	11	6-2	210	TE
40	40	Alex Osleger	12	6-0	170	LB	90	90	Logan Burgess	10	5-8	191	DL
41	41	Daniel Popowics	10	5-10	157	LB	91	91	Andrew Verhulst	11	6-1	225	DL
41	41	Jack Van Remotel	9	6-1	200	OLB	92	92	Kendall Hune	12	6-2	240	DL
42	42	Sam Hipple	11	6-0	197	OLB	93	93	Kylan Cole	10	5-11	195	DL
43	43	Jaryd Patterson	12	5-11	144	DB	94	94	Jason Garcia	12	6-3	202	DL
44	44	Ben Leary	9	6-0	175	LB	95	95	Rodney Haywood	11	6-1	220	DL
45	45	Andrew Peters	11	5-11	195	LB	96	96	Ian Finley	12	5-8	150	K
46	46	Justin Fleck	10	5-11	200	LB	97	97	Alex Schmitt	11	6-3	195	DL
47	47	Sean Blackburn	10	5-9	152	DB	98	98	Weston Gray	12	6-0	205	DL
48	48	Samuel Knapp	11	6-1	230	FB	99	99	Jack Frey	9	6-1	220	OL/DL

# Carmel Greyhounds

## Class 6A



### Team Statistics

	Carmel	Opponents
Total Points / Points Per Game	384 / 29.5	145 / 11.5
First Downs / Per Game	199 / 15	202 / 15
Rushing Yards / Per Game	3,958 / 304	1,803 / 138
Passing Yards / Per Game	815 / 63	1,691 / 130
Total Yards / Per Game	4,773 / 367	3,494 / 268
Fumbles Recovered By	14	9
Intercepted By	7	4
Total Punts / Average	32 / 36.6	54 / 32.3
Penalties / Yards	71 / 635	66 / 529



### Individual Statistics

<b>Scoring</b>		G	TD	1-Pt.	2-Pt.	FG	TP	PPG
21	Chris Perkins	13	14	0	0	0	84	6.5
5	Shakir Paschall	13	11	0	0	0	66	5.1
1	Nick Stacy	13	0	45	0	2	51	3.9
12	Michael Viktrup	8	7	0	0	0	42	5.3
13	Isaac James	13	6	0	0	0	36	2.8

<b>Rushing</b>		G	Att.	Yds.	TD	YPG	YPC	Long
5	Shakir Paschall	13	223	1172	11	90	5.3	56
21	Chris Perkins	13	157	1061	14	82	6.8	80
13	Isaac James	13	109	798	6	61	7.3	70
12	Michael Viktrup	8	74	543	7	68	7.3	56
20	Tobias Watkins	4	17	97	1	24	5.7	17

<b>Passing</b>		G	Comp.	Att.	Int.	TD	Yds.	YPG
12	Michael Viktrup	8	53	84	2	6	576	72
13	Isaac James	13	13	34	2	4	225	38
7	Thomas Stone	4	3	4	0	0	14	4

<b>Receiving</b>		G	Rec.	Yds.	TD	YPG	YPC	Long
13	Isaac James	13	25	171	0	28.5	6.8	23
3	Jalen Walker	13	22	211	3	16.4	9.6	39
8	Ethan Merriweather	13	12	189	3	14.5	15.8	35

<b>Defense</b>		G	Tackles	For Loss	Sacks	INT	FF	FR
4	Noah Burks	13	112	17	4	0	4	2
10	Alex Akins	13	104	7	0	0	2	2
40	Alex Osleger	13	102	4	1	0	2	1
92	Kendall Hune	13	102	9	6	1	1	0
22	Luke Parker	11	80	4	1	2	0	0
19	Logan Miller	11	79	1	2	1	2	1

### State Finals History

**State Champion:** (7) 1978 (3A), 1980 (3A), 1981 (3A), 1986 (5A), 1989 (5A), 2007 (5A), 2011 (5A)

**Runner-Up:** (5) 1975 (3A), 2006 (5A), 2008 (5A), 2009 (5A), 2013 (6A)

**Appearances:** (13) 1975 (3A), 1978 (3A), 1980 (3A), 1981 (3A), 1986 (5A), 1989 (5A), 2006 (5A), 2007 (5A), 2008 (5A), 2009 (5A), 2011 (5A), 2013 (6A), 2014 (6A)

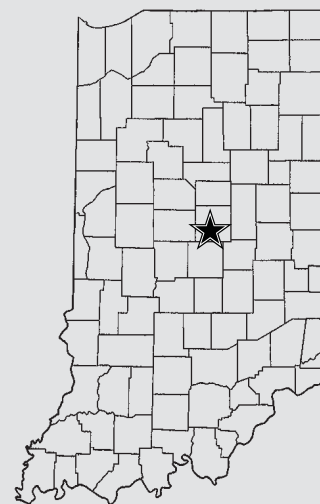


Kevin Wright

Head Coach

54-9 (5th year)

188-63 (21st year overall)



### Team Facts

City/Town: Carmel

County: Hamilton

Superintendent: Dr. Nick Wahl

Principal: John Williams

Athletic Director: Jim Inskeep

Asst. Athletic Director: Bruce Wolf

Head Coach: Kevin Wright

Assistant Coaches: Brent Ayers,

John Balmat, Aaron Bosket, Tyrone Dixon,

Aaron Hahn, John Hebert, Jason Hicks,

Zach Jones, Justin Quick, Brian Spilbeler,

Jeremy Stacy, Sid Swartzendruber,

Dexter Taylor, and Scott Turnquist

Athletic Trainers: Steve Schofield,

Dawn Ellington, and Maura Flynn

Student Managers: Avery Fye, Matt Keck,

Sean Owens, Paige Pitcock, Luke Sanders,

Lizzie Schoolcraft, Aaron Seals, Cece Alsay-

Mathews, Daria Buschur, Paige Korth,

Blake Scott, and Emmy Worland

Colors: Blue and Gold

Conference: Metropolitan Interscholastic

Enrollment: 4,817

Last Year's W-L Record: 10-4

### Season Results (13-0)

8/22 Hamilton Southeastern W 14-7

8/29 at Louisville Trinity (KY) W 10-7

9/5 at Center Grove W 21-14

9/12 Pike W 48-21

9/19 at Lawrence North W 42-20

9/26 at North Central (Indpls.) W 56-0

10/3 Ben Davis W 37-14

10/10 at Warren Central W 17-10

10/17 Lawrence Central W 27-20

#### Sectional

10/24 at Noblesville W 28-6

10/31 Fishers W 14-7

#### Regional

11/7 Carroll (Fort Wayne) W 56-6

#### Semi-State

11/14 at Penn W 14-13

**DEPTH CHART** Please list your two-deeps at each position.

**Offense**

Pos.	No.	Name
QB	13	Isaac James
	12	Michael Viktrup

TB	5	Shakir Paschall
	21	Chris Perkins

HB	87	Jake Herr
	89	Tony Vitiritto

WR	8	Ethan Merriweather
	86	Jake Kleffman

WR	3	Jalen Walker
	20	Tobias Watkins

WR	14	Collin Pearson
	25	Patrick O'Rourke

LT	55	Simon Pachciarz
	76	Jack Lorson

LG	69	Ryan Moriarty
	74	DeShawn Williams

C	59	Nate Thompson
	63	James Stewart

RG	66	Chase Krauter
	54	Grant Wood

RT	73	Matt Anton
	65	Harley Frey

**Specialists**

Pos.	No.	Name
Punter	87	Jake Herr

Kicker	1	Nick Stacy
--------	---	------------

**Defense**

Pos.	No.	Name
DE	92	Kendal Hune
	98	Weston Gray

NT	91	Andrew Verhulst
	62	Matt Del Busto

DE	88	Britt Beery
	85	Dylan Grimm

OLB	4	Noah Burks
	38	Austin Newland

OLB	9	Ryan Smith
	49	Justus Schumann

ILB	40	Alex Osleger
	46	Justin Fleck

ILB	16	Cameron Hunt
	56	Jesse Clifford

CB	19	Logan Miller
	23	Nick Mazza

CB	15	Landon Sinnis
	2	Tyrone Thomas

S	22	Luke Parker
	17	Grant Gaynor

S	4	Alex Akins
	27	Amir Semssar



## HEAD COACH PROFILE

Name: Kevin Wright

Age:

Spouse's Name: Elizabeth Wright

Years Married: 18

Children's Names, Ages: Trinity 12 and William 9

Current Occupation, Employer: Teacher/Coach Carmel HS

No. of Yrs.: 5

If a teacher, what subjects and grades do you teach: Advanced Physical Conditioning

### Education

High School Attended, Year Graduated: Sheridan HS

College Attended, Year Graduated: Western Kentucky University

Degree(s) / Major: Government

### Athletic Participation

Sport	High School Years (ie: 1972, 73)	College Years (ie: 1976, 77)
Football, Basketball, Track	1980-1983 HS	
Football		1983-1987 College

As a high school or college player, have you ever competed in a State or National Championship Event in any sport? If yes, please give details:

Yes, 1980 IHSAA State Football Championship game

### Coaching Experience (Football Only)

Years as Varsity Head Coach at Current School (ie: 5 years):	5
Actual Years as Varsity Head Coach at Current School (ie: 1996-2000):	2010-2014
Record as Varsity Head Coach at Current School:	54-9
Overall Varsity Head Coaching Record:	188-63
Do you coach any other sports at your school?	No

Please list below where you've coached during your career starting with your current position:

School	Head / Asst.	No. of Years (ie: 5)	Actual Years (ie: 1992-present)
Carmel	Head	5	2010-2014
Western Ky. University	OC	2	2007-2009
Tulsa Union	Head	1	2006-2007
Warren Central	Head	6	2000-2005
Louisville Trinity	Head	1	1998-1999
Noblesville	Head	7	1992-1998
Frankfort	Head	1	1991-1992
North Central	Asst.	4	1987-1991

**Tournament Championships** (As the Varsity Head Coach, list years your team won):

**Sectional: 12** 1997, 1999, 2000, 2001, 2002, 2003, 2004, 2005, 2006, 2011, 2013, 2013, 2014

**Regional: 6** 2003, 2004, 2005, 2011, 2013, 2013, 2014

**Semi-State: 6** 2003, 2004, 2005, 2011, 2013, 2013, 2014

**State Championship: 4** 2003, 2004, 2005, 2011, 2013

Something Interesting About You Personally Or Professionally That People Might Not Know:



# Ben Davis Giants

## Class 6A



Lt.	Dk.	Name	Gr.	Ht.	Wt.	Position(s)	Lt.	Dk.	Name	Gr.	Ht.	Wt.	Position(s)
1	1	Darius Randolph	11	5-10	190	LB	43	43	Chris Coleman	11	5-9	178	DB
1x	1x	Jaylyn Robinson	10	5-8	168	RB	44	44	Deonte' Redfield	11	5-11	194	LB
2	2	Brennan Gillis	12	6-6	207	WR	45	45	Shawn Burrus	12	6-0	170	DB
2x	2x	Ben Goins	10	6-0	190	LB	45x	45x	Edward Downing	11	5-7	148	RB
3	3	Chris Parish	12	5-9	160	DB	46	46	Jacob Coats	12	6-3	200	DL
3x	3x	Zion Blow	10	5-6	151	RB	46x	46x	Jeremy Boyd	10	5-8	163	LB
4	4	Jailyn Harden	12	6-1	176	DB	47	47	Quran McCoy	12	5-8	180	LB
4x	4x	Azjai Cooper	10	6-1	167	QB	48	48	Luke Jones	11	6-0	180	DL
5	5	Marcus Dunbar	10	5-10	170	DB	49	49	Harrison Goss	11	5-10	183	DB
5x	5x	Chris Hausaman	10	5-11	175	WR	50	50	Chris Brown	12	5-10	240	OL
6	6	Collin Reese	12	6-3	165	WR	50x	50x	Clovis Ngou	12	6-0	225	LB
6x	6x	LeShaun Minor	10	6-3	261	DL	51	51	Anthony Tucker	11	5-8	167	LB
7	7	Quinton McCrary	12	5-8	140	DB	52	52	Omar Beasley	12	5-11	215	LB
8	8	Japree Minor	12	6-1	180	LB	52x	52x	Tim Fields	12	5-11	243	OL
9	9	Esezi Otomewo	10	6-4	195	DL	53	53	Quinton Tyler	11	6-0	218	OL
9x	9x	Noah Thomas	10	5-8	183	RB	54	54	Kasha Wilder	12	6-0	248	OL
10	10	Chaz Stringer	12	5-6	155	DB	54x	54x	Jeremy Clevenger	11	5-9	190	DL
10x	10x	RJ Williams	11	5-8	160	WR	55	55	Dalen Dotlich	11	5-7	210	OL
11	11	Kyle Castner	12	6-2	207	QB	55	56	Jalil Brewer	11	6-3	243	OL
11x	11x	Dallas Pitts	12	5-11	196	DL	56x	56x	David Williams	11	5-5	150	LB
12	12	Chris Evans	11	5-10	190	RB	57	57	Dakota Williams	12	5-11	227	OL
13	13	Rashawn Bond	12	5-8	160	WR	57x	57x	Wyatt Babb	11	6-2	220	DL
13x	13x	Anton Mansker	12	5-9	160	DB	58	58	Demarco Henry	12	5-10	215	OL
14	14	Kyron Brooks	11	5-11	160	DB	58x	58x	John Torres	11	5-8	190	LB
15	15	Trew Smith	12	6-1	180	WR	59	59	Christopher Moody	10	6-0	225	DL
15x	15x	Denzel Lewis	10	5-6	145	DB	60	60	Michael Holder	10	5-11	265	OL
16	16	Stori Emerson	11	6-3	193	WR	61	61	Ahmad Malone	10	6-4	254	DL
17	17	Tra'von Stewart	11	5-11	180	LB	62	62	Kyrin Myles	10	5-10	215	DL
18	18	Damiyon Sivels	12	5-11	155	DB	63	63	Jalen Whiteside	11	6-0	236	OL
18x	18x	Clayton Dennis	10	5-10	190	LB	65	65	Demarious Lewis	12	6-3	300	DL
19	19	Chris Flores	12	5-10	245	K	66	66	Saad Quick	11	6-0	325	OL
20	20	Lucas Figueiredo	11	5-9	140	K	67	67	Joshua Brown	12	6-0	320	OL
20x	20x	Malik Limehouse	11	5-8	140	DB	67x	67x	James Dearing	11	5-11	190	DL
21	21	Dawanya Carter	12	6-0	175	DB	69	69	Garren Tolver	11	5-10	275	DL
21x	21x	Jordan Wilkerson	11	5-11	155	WR	71	71	Caleb Holcomb	10	5-10	250	OL
22	22	Asmar Bilal	12	6-3	205	LB	72	72	Terrel Jones	10	5-10	230	DL
22x	22x	Tavon Miller	11	5-5	155	RB	73	73	Jaquan Shoffner	11	6-0	215	DL
23x	23x	Brayton Sargent	10	6-0	174	LB	74	74	Jarrett Bradley	10	6-3	300	OL
24	24	Dorian Tate	12	5-10	194	RB	75	75	Pompay Coleman	10	6-4	238	OL
24x	24x	Marc Piggee	11	6-0	165	DB	76	76	Dylan Runyon	10	6-2	227	OL
25	25	Manny Harris	12	5-8	150	RB	77	77	Justin Brandon	12	6-1	263	OL
26	26	Travon Smith	11	5-9	165	LB	78	78	Gary Coleman	12	6-2	335	DL
27	27	Taj'ae Whitfield	12	5-10	195	DB	79	79	Jebedyia Pankow	10	6-1	265	OL
27x	27x	Remon Timberlake	10	5-10	200	DL	80	80	Kyle Finch	10	6-5	200	DL
28	28	Cortez Tinnin	12	5-9	186	DB	81	81	Deontae Bolden	10	5-10	160	WR
28x	28x	Montell Taylor	10	5-11	180	LB	84	84	Kaleb Ford	10	6-0	160	WR
29	29	Walter Wilson	12	6-3	190	LB	85	85	Jordan Briscoe	11	5-6	130	WR
29x	29x	Jameson Brown	10	5-10	170	LB	86	86	Brandon Faires	10	5-9	141	WR
30	30	Sean Jones	12	5-10	155	LB	87	87	Sidney Smith	12	6-0	160	WR
30x	30x	Jasmine Rice	10	5-8	150	WR	87x	87x	Shawn Caballeros	11	6-0	155	DB
31	31	Tarik Kincy	11	5-10	156	DB	88	88	Ray White	11	5-9	140	WR
32x	32x	Jeremiah Whitthorne	10	5-7	150	RB	88x	88x	Charles Rhodes	10	5-9	130	DB
33	33	Darius Allen	11	5-9	175	LB	89	89	DeVonte' Adams	11	6-0	160	WR
34	34	LeShawn Johnson	11	6-2	217	RB	90	90	Cortez Adams	11	6-2	195	DL
34x	34x	Akinbolawa Akinseye	11	5-7	160	LB	91	91	Carlin Coleman	11	6-2	205	DL
35	35	Joshua Buggs	11	5-9	165	LB	92	92	Boubacar Sow	12	5-10	250	DT
35x	35x	De'lonne Thomas	10	5-8	175	LB	93	93	William Jordan	11	5-8	280	DL
36	36	William Pate	10	5-11	192	LB	94	94	Ellis Johnson	12	5-11	220	DL
37	37	Kamri Tuck	10	5-9	145	LB	96	96	Norman Oglesby	12	6-0	263	DL
38	38	Hayden Fain	10	5-10	195	LB	97	97	Jacob Graves	12	5-8	160	LS
39	39	DaQuon Tunstill	10	6-0	195	LB	98	98	De'Aunte Gaddie	12	6-1	260	DL
40	40	Antreaun Rice	11	5-10	195	LB	99	99	Antonio McEwen	12	6-0	235	DL
41	41	Keith Davis-Black	11	5-8	162	DB							
42	42	John Ward	12	6-0	226	LB							

# Ben Davis Giants

## Class 6A



### Team Statistics

	Ben Davis	Opponents
Total Points / Points Per Game	544 / 41.8	349 / 26.8
First Downs / Per Game	302 / 23	254 / 19
Rushing Yards / Per Game	2,736 / 210.5	2,612 / 200.9
Passing Yards / Per Game	3,346 / 257.4	2,156 / 165.8
Total Yards / Per Game	6,082 / 467.8	4,768 / 366.7
Fumbles Recovered By	12	11
Intercepted By	14	11
Total Punts / Average	38 / 36.5	N/A
Penalties / Yards	105 / 850	88 / 743

### Individual Statistics

Scoring	G	TD	1-Pt.	2-Pt.	FG	TP	PPG
12 Chris Evans	13	27	0	2	0	166	12.8
24 Dorian Tate	12	19	0	1	0	116	9.7
16 Stori Emerson	13	10	0	0	0	60	4.6
20 Lucas Figueiredo	13	0	43	0	2	49	3.8
15 Trew Smith	13	6	0	0	0	36	2.8

Rushing	G	Att.	Yds.	TD	YPG	YPC	Long
24 Dorian Tate	12	194	1227	18	102.3	6.3	55
12 Chris Evans	13	166	1117	17	85.9	6.7	70
15 Trew Smith	13	16	143	1	23.8	8.9	22
11 Kyle Castner	13	52	91	3	7.0	1.8	60

Passing	G	Comp.	Att.	Int.	TD	Yds.	YPG
11 Kyle Castner	13	258	408	10	32	3271	251.6
4x Azjai Cooper	3	3	8	0	0	20	6.7

Receiving	G	Rec.	Yds.	TD	YPG	YPC	Long
16 Stori Emerson	13	52	860	10	71.7	16.5	63
12 Chris Evans	13	47	663	10	55.3	14.1	55
2 Brennan Gillis	13	52	635	3	52.9	12.2	45
15 Trew Smith	13	50	554	5	55.4	11.1	58
13 RaShawn Bond	13	45	508	2	42.3	11.3	40

Defense	G	Tackles	For Loss	Sacks	INT	FF	FR
22 Asmar Bilal	13	93	9	8	0	1	2
52 Omar Beasley	13	59	8	1	0	1	1
11x Dallas Pitts	13	69	8	11	1	0	0
99 Antonio McEwen	13	31	4	4	0	3	3
96 Norman Oglesby	13	40	7	6	0	0	0
4 Jailyln Harden	13	41	0	0	6	0	0

### State Finals History

**State Champion:** (7) 1987 (5A), 1988 (5A), 1990 (5A), 1991 (5A), 1999 (5A), 2001 (5A), 2002 (5A)

**Runner-Up:** (2) 1992 (5A), 1996 (5A)

**Appearances:** (10) 1987 (5A), 1988 (5A), 1990 (5A), 1991 (5A), 1992 (5A), 1996 (5A), 1999 (5A), 2001 (5A), 2002 (5A), 2014 (6A)

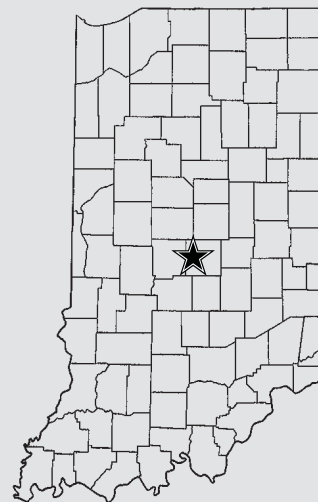


Mike Kirschner

Head Coach

65-27 (8th year)

79-53 (12th year overall)



### Team Facts

City/Town: Indianapolis

County: Marion

Superintendent: Dr. Jeff Butts

Principal: Sandra Squire

Athletic Director: John Clark

Asst. Athletic Director: Doug Schornick

Head Coach: Mike Kirschner

Assistant Coaches: Justin Faires,

Scott Williams, Dan Schwanekamp,

Brian Abney, Terry Siddal, LT Helton,

Pat Shanley, Chuck Schwanekamp,

JT Whitaker, Brett Waller, Dustin Stewart,

Orlando Mason, Mike Malone, Kevin Isom,

Jeremy Hibbeln, Chad Strickland,

Brandon Johnson, Kyle Cox, John Vester,

Mike Morris, and Anthony Arnett

Student Managers: Jordan Pennington,

Jayden Tow, Ariyana Nelson, Destiny Austin

Video: Ryan Eggers

Offensive Formation: Spread

Defensive Formation: 4-4

Colors: Purple and White

Conference: Metropolitan Interscholastic

Enrollment: 4,157

Last Year's W-L Record: 8-3

### Season Results (11-2)

8/22	Indianapolis Cathedral	W	44-19
8/29	at Avon	W	57-27
9/5	at Pike	W	53-50
9/12	Center Grove	W	28-0
9/19	at Warren Central	L	21-28
9/29	Lawrence North	W	56-6
10/3	at Carmel	L	14-37
10/10	Lawrence Central	W	50-36
10/17	at North Central (Indpls.)	W	49-0

### Sectional

10/24	Pike	W	49-38
10/31	at Avon	W	34-27

### Regional

11/7	Warren Central	W	40-36
------	----------------	---	-------

### Semi-State

11/14	Center Grove	W	49-45
-------	--------------	---	-------

**DEPTH CHART** Please list your two-deeps at each position.

**Offense**

Pos.	No.	Name
OT	77	Justin Brandon
OT	75	Pompay Coleman

OG	53	Quinton Tyler
OG	61	Ahmad Malone

C	52	Tim Fields
C	67	Josh Brown

OG	54	Kasha Wilder
OG	58	DeMarco Henry

OT	56	Jalil Brewer
OT	66	Saad Quick

RB	24	Dorian Tate
RB	32	Jeremiah Whithorne

WR	2	Brennan Gillis
WR	6	Collin Reese

WR	16	Stori Emerson
WR	88	Ray White

WR	12	Chris Evans
WR	13	RaShawn Bond

WR	15	Trew Smith
WR	13	RaShawn Bond

QB	11	Kyle Castner
QB	4	Azjai Cooper

**Specialists**

Pos.	No.	Name
Punter	16	Stori Emerson

Placekicker	20	Lucas Figueiredo
-------------	----	------------------

Kickoffs	19	Chris Flores
Kickoffs	20	Lucas Figueiredo

Long Snapper	97	Jacob Graves
Long Snapper	76	Dylan Runyon

Holder	11	Kyle Castner
Holder	13	RaShawn Bond

Punt Returns	4	Jailyn Harden
Punt Returns	13	RaShawn Bond

Kickoff Returns	21	Jordan Wilkerson
Kickoff Returns	4	Jailyn Harden

**Defense**

Pos.	No.	Name
DE	99	Antonio McEwen
DE	94	Ellis Johnson

DT	77	Justin Brandon
DT	65	Demarious Lewis

DT	96	Norman Oglesby
DT	98	De'Aunte Gaddie

DE	11	Dallas Pitts
DE	91	Carlin Coleman

ILB	22	Asmar Bilal
ILB	42	John Ward

ILB	52	Omar Beasley
ILB	40	Antrean Rice

OLB	1	Darius Randolph
OLB	26	Travon Smith

OLB	8	JaPree Minor
OLB	47	Ouran McCoy

C	10	Chaz Stringer
C	3	Chris Parish

C	4	Jailyn Harden
C	21	Jordan Wilkerson

FS	28	Cortez Tinnin
FS	12	Chris Evans



## HEAD COACH PROFILE

**Name:** Mike Kirschner

**Age:** 53

**Spouse's Name:** Terry Kirschner

**Years Married:** 31

**Children's Names, Ages:** Jonathan 28, Monica 26, and Katie 21

**Current Occupation, Employer:** Teacher, MSD Wayne Township

**No. of Yrs.:** 15 at Ben Davis – 25 years teaching total

**If a teacher, what subjects and grades do you teach:** Business grade 11-12 and Advance PE grades 10-12

## Education

**High School Attended, Year Graduated:** Warren Central, 1979

**College Attended, Year Graduated:** Ball State University, 1983

**Degree(s) / Major:** BS degree Accounting, Master's degree education from Olivet Nazarene

## Athletic Participation

<b>Sport</b>	<b>High School Years (ie: 1972, 73)</b>	<b>College Years (ie: 1976, 77)</b>
Football	1976-1978	

**As a high school or college player, have you ever competed in a State or National Championship Event in any sport? If yes, please give details:**

## Coaching Experience (Football Only)

<b>Years as Varsity Head Coach at Current School (ie: 5 years):</b>	8
<b>Actual Years as Varsity Head Coach at Current School (ie: 1996-2000):</b>	2007-2014
<b>Record as Varsity Head Coach at Current School:</b>	65-27
<b>Overall Varsity Head Coaching Record:</b>	79-53
<b>Do you coach any other sports at your school?</b>	No

**Please list below where you've coached during your career starting with your current position:**

<b>School</b>	<b>Head / Asst.</b>	<b>No. of Years (ie: 5)</b>	<b>Actual Years (ie: 1992-present)</b>
Ben Davis	HC 8/Asst. 7	15	2000-Present
Cascade	HC 4	4	1996-May of 2000
Warren Central	Assistant	6	1990-May of 1996
Arlington High School	Asst. Baseball	1	January 1990-May of 1990

**Tournament Championships** (As the Varsity Head Coach, list years your team won):

**Sectional:** 2008, 2011, and 2014

**Regional:** 2008 and 2014

**Semi-State:** 2014

**State Championship:** NA

## Something Interesting About You Personally Or Professionally That People Might Not Know:

I started coaching youth football in Warren Township in the fall of 1984 and was working as a corporate accountant – enjoyed coaching so much went back to school and obtained my teaching license in December of 1989 and started teaching and coaching baseball in the winter/spring of 1990.

## IHSAA State Championship Game Scores

Year	State Champion	Coach	Rec	Runner-Up	Coach	Rec	Score
1973-74	3A South Bend Washington	Bob Van Camp	12-0	Indianapolis Cathedral	Mike McGinley	11-1	19-13
	2A Greenfield-Central	Clayton Myers	12-0	Blackford	Eldon Leeth	9-3	21-12
	A Mishawaka Marian	Mike Hecklinski	10-2	Providence	Gene Sartini	11-1	21-14
1974-75	3A Indianapolis Washington	Bob Springer	12-0	Mishawaka	Bill Doba	10-2	19-12
	2A Blackford	Eldon Leeth	12-0	Boonville	Bill Harrawood	10-2	28-14
	A Garrett	David Wiant	11-0	North Knox	Jim Beery	9-3	20-6
1975-76	3A Valparaiso	Tom Stokes	12-0	Carmel	Dick Dullaghan	11-1	14-13
	2A Mishawaka Marian	Mike Hecklinski	11-0	Greenfield-Central	Clayton Myers	9-3	34-0
	A Lawrenceburg	Dick Meador	11-1	Wes-Del	Dave Land	11-1	28-14
1976-77	3A Merrillville	Ken Haupt	11-1	Indianapolis Cathedral	Mike McGinley	12-1	28-24
	2A Mishawaka Marian	Mike Hecklinski	12-0	Jasper	Jerry Brewer	12-1	34-7
	A Lafayette Central Catholic	Paul LaRocca	11-2	Lawrenceburg	Dick Meador	11-2	8-6
1977-78	3A Portage	Les Klein	12-1	Evansville Reitz	Bob Padgett	12-1	33-14
	2A Plymouth	Bill Nixon	13-0	Jasper	Jerry Brewer	12-1	21-14 2OT
	A Indianapolis Cardinal Ritter	Duffy Hagist	11-1	Tippecanoe Valley	Charles Smith	12-1	15-6
1978-79	3A Carmel	Dick Dullaghan	13-0	Fort Wayne Bishop Dwenger	Larry Bartolameo	12-1	35-18
	2A Goshen	Ken Mirer	12-1	Brownsburg	Vic Overman	11-2	9-0
	A Lawrenceburg	Dick Meador	13-0	Fountain Central	Dale Hummer	11-2	34-6
1979-80	3A Columbus East	John Stafford	13-0	Hobart	Don Howell	11-1	21-14
	2A Blackford	Charles Lori	13-0	Noblesville	Jim Belden	12-1	24-22
	A Tippecanoe Valley	Charles Smith	13-0	Hamilton Southeastern	David Enright	12-1	44-14
1980-81	3A Carmel	Jim Belden	13-0	Hobart	Don Howell	11-2	13-7
	2A Franklin Central	Chuck Stephens	13-0	NorthWood	James Andrews	11-2	19-13
	A Sheridan	Larry Wright	13-0	North Judson	Russ Radtke	12-1	27-0
1981-82	3A Carmel	Jim Belden	14-0	Fort Wayne Snider	Mike Hawley	13-1	27-0
	2A Franklin Central	Chuck Stephens	12-1	Goshen	Ken Mirer	11-1	34-20
	A Hamilton Southeastern	Dave Enright	11-0	Woodlan	Leland Etzler	8-3	7-6
1982-83	3A Castle	John Lidy	14-0	Hobart	Don Howell	13-1	26-23
	2A Franklin Central	Chuck Stephens	12-2	McCutcheon	Frank O'Shea	13-1	40-13
	A Oak Hill	Terry Lichtenberg	13-1	Southridge	Bob Hawkins	11-3	14-7
1983-84	4A Penn	Chris Geesman	14-0	Indianapolis Washington	Bob Springer	13-1	25-14
	3A Fort Wayne Bishop Dwenger	Andy Johns	14-0	Roncalli	Bill Kuntz	12-2	22-21
	2A Indianapolis Bishop Chatard	Chuck Schwanekamp	14-0	Fort Wayne Bishop Luers	Steve Keefer	9-5	20-16
	A Fountain Central	Rick Malone	13-1	Churubusco	Rick Lightfoot	11-3	12-3
1984-85	4A Warren Central	Jerry Stauffer	14-0	Hobart	Don Howell	13-1	28-8
	3A Brownsburg	Mike Godan	14-0	Concord	Tom Conn	10-4	17-12
	2A Indianapolis Bishop Chatard	Chuck Schwanekamp	13-1	West Lafayette	Ernie Beck	11-3	35-7
	A Sheridan	Larry Wright	14-0	North Judson	Russ Radtke	13-1	19-10
1985-86	5A Warren Central	Jerry Stauffer	14-0	Valparaiso	Mark Hoffman	12-2	41-7
	4A Brownsburg	Mike Godan	14-0	Hobart	Don Howell	13-1	23-17
	3A Roncalli	Bill Kuntz	13-1	Wawasee	Myron Dickerson	9-5	37-3
	2A Fort Wayne Bishop Luers	Steve Keefer	11-3	Lawrenceburg	Glenn Crocker	13-1	25-7
A Eastern Hancock	Bob Copeland	13-1	Jimtown	Bill Sharpe	11-2	20-7	
1986-87	5A Carmel	Jim Belden	14-0	Fort Wayne Snider	Mike Hawley	13-1	20-17 OT
	4A DeKalb	Dale Hummer	13-1	Franklin Central	Chuck Stephens	12-2	28-7
	3A Indianapolis Cathedral	Mike McGinley	12-2	NorthWood	Jim Andrews	12-2	12-0
	2A Whitko	Bryan Sprunger	14-0	Tell City	Mike Spencer	10-4	26-0
	A South Putnam	Mark Wildman	11-3	North Judson	Russ Radtke	13-1	29-21

1987-88	5A	Ben Davis	Dick Dullaghan	12-2	Highland	Dave Shelbourne	9-5	14-7
	4A	Hobart	Don Howell	14-0	Jasper	Jerry Brewer	13-1	31-0
	3A	Zionsville	Rick Wimmer	14-0	Elwood	Mark Hughes	12-2	23-7
	2A	Rochester	Mark Miller	12-2	Indianapolis Cardinal Ritter	Rick Carrico	12-2	23-20
	A	Sheridan	Larry Wright	12-2	Jimtown	Bill Sharpe	12-1	10-0
1988-89	5A	Ben Davis	Dick Dullaghan	14-0	Marion	Mark Surface	13-1	43-0
	4A	Goshen	Randy Robertson	14-0	Franklin Central	Chuck Stephens	11-3	24-10
	3A	Roncalli	Bill Sylvester	12-2	Tipton	Mike Tolle	11-3	14-13
	2A	Western Boone	Jeff Pearson	13-1	South Spencer	Jerry Denstorff	12-2	14-7
	A	Sheridan	Larry Wright	14-0	Bremen	Martin Huber	11-3	59-0
1989-90	5A	Carmel	Jim Belden	13-1	Penn	Chris Geesman	13-1	10-7
	4A	Hobart	Don Howell	13-1	Franklin Central	Chuck Stephens	12-2	17-7
	3A	Hammond Bishop Noll	Jerry Vlastic	13-1	Roncalli	Bill Sylvester	10-4	20-14
	2A	Fort Wayne Bishop Luers	Matt Lindsay	12-2	Tri-West Hendricks	Mike Gillin	13-1	24-22
	A	Bremen	John Kucela	11-3	Springs Valley	Bill Harris	13-1	31-8
1990-91	5A	Ben Davis	Dick Dullaghan	13-1	Marion	Mark Surface	13-1	37-3
	4A	Franklin Central	Chuck Stephens	14-0	Hobart	Don Howell	13-1	34-14
	3A	Fort Wayne Bishop Dwenger	Andy Johns	14-0	New Palestine	Marvin Shepler	12-2	56-14
	2A	Indianapolis Sccecina	Ott Hurrle	9-5	River Forest	Tom Redman	11-3	28-27
	A	South Decatur	Ken Wendling	13-0	Southwood	David Wilhelm	12-2	44-15
1991-92	5A	Ben Davis	Dick Dullaghan	14-0	Penn	Chris Geesman	13-1	38-14
	4A	Hobart	Don Howell	13-1	Seymour	Joe Goodman	12-2	20-0
	3A	Fort Wayne Bishop Dwenger	Andy Johns	13-1	Indianapolis Cathedral	Rick Streiff	11-3	34-27
	2A	Indianapolis Sccecina	Ott Hurrle	11-3	Fort Wayne Bishop Luers	Matt Lindsay	8-6	20-17
	A	Jimtown	Bill Sharpe	12-1	Indianapolis Cardinal Ritter	Vince Lorenzano	9-5	13-7
1992-93	5A	Fort Wayne Snider	Russ Isaacs	14-0	Ben Davis	Dick Dullaghan	12-2	24-21
	4A	Harrison (West Lafayette)	A.J. Rickard	13-1	Fort Wayne Wayne	Mark Newlin	10-4	21-3
	3A	Indianapolis Cathedral	Rick Streiff	12-2	Northwestern	Dan Robinson	13-1	33-14
	2A	Fort Wayne Bishop Luers	Matt Lindsay	13-1	Westfield	Dick Parker	12-2	17-0
	A	Sheridan	Larry Wright	10-4	Indianapolis Cardinal Ritter	Vince Lorenzano	8-6	6-0
1993-94	5A	Bloomington South	Mo Moriarity	14-0	Lake Central	Elmer Britton	11-3	33-27
	4A	Hobart	Don Howell	13-1	East Central	Rod Ballart	13-1	31-18
	3A	Roncalli	Bruce Scifres	14-0	NorthWood	Rich Dodson	13-1	14-12
	2A	West Lafayette	Ernie Beck	14-0	Providence	Gene Sartini	11-3	22-7
	A	North Miami	Bob Bridge	11-3	West Washington	Todd Pritchett	11-3	37-16
1994-95	5A	Castle	John Lidy	12-2	Portage	Craig Buzea	13-1	30-12
	4A	East Central	Rod Ballart	14-0	DeKalb	Ron Kock	13-1	35-0
	3A	Roncalli	Bruce Scifres	12-2	Tipton	Mike Tolle	12-2	35-14
	2A	Bremen	Martin Huber	12-2	Evansville Mater Dei	Frank Will	11-3	38-10
	A	North White	Jim Davis	14-0	Sheridan	Larry Wright	11-3	34-7
1995-96	5A	Penn	Chris Geesman	14-0	Evansville North	Mike Wilson	13-1	35-13
	4A	Fort Wayne Wayne	Mark Newlin	12-2	Franklin County	Kent Grider	12-2	28-8
	3A	South Bend St. Joseph's	Frank Amato	14-0	Jasper	Jerry Brewer	13-1	28-0
	2A	North Montgomery	Charley German	13-1	Bremen	Martin Huber	12-2	20-17
	A	Carroll (Flora)	John Hendryx	13-1	Tri-West Hendricks	Mark Haste	12-2	26-13
1996-97	5A	Penn	Chris Geesman	13-1	Ben Davis	Dick Dullaghan	12-2	17-14
	4A	Indianapolis Cathedral	Rick Streiff	14-0	Hobart	Don Howell	12-2	27-7
	3A	Zionsville	Larry McWhorter	14-0	Fort Wayne Bishop Dwenger	Andy Johns	12-2	14-7
	2A	North Montgomery	Charley German	13-1	Fort Wayne Bishop Luers	Matt Lindsay	8-6	37-34
	A	Tri-West Hendricks	Mark Haste	14-0	Carroll (Flora)	John Hendryx	13-1	37-14
1997-98	5A	Penn	Chris Geesman	14-1	Bloomington South	Mo Moriarity	14-1	21-20
	4A	Griffith	Russ Radtke	14-1	Hamilton Southeastern	Rob Cutter	13-2	49-7
	3A	Indianapolis Bishop Chatard	Craig Barr	14-1	Andean	Ted Karras, Jr.	12-2	27-24
	2A	Jimtown	Bill Sharpe	15-0	Clarksville	Dennis Hawkins	10-4	63-0
	A	Pioneer	Mike Johnson	15-0	Knightstown	Don Willard	14-1	49-21
1998-99	5A	Bloomington South	Mo Moriarity	14-0	Homestead	Cary Cavacini	14-1	35-14
	4A	Indianapolis Cathedral	Rick Streiff	13-2	Concord	Tim Dawson	10-5	38-7
	3A	Indianapolis Bishop Chatard	Craig Barr	13-2	NorthWood	Rich Dodson	11-4	23-6
	2A	Jimtown	Bill Sharpe	15-0	Western Boone	Jeff Pearson	14-1	28-0
	A	Sheridan	Larry Wright	14-1	North White	Jim Davis	12-3	56-33
1999-00	5A	Ben Davis	Dick Dullaghan	15-0	Penn	Chris Geesman	13-2	27-3
	4A	Indianapolis Cathedral	Rick Streiff	13-2	Goshen	Brad Park	12-3	24-21
	3A	Roncalli	Bruce Scifres	15-0	Norwell	Gary Scott	13-2	24-14
	2A	Fort Wayne Bishop Luers	Matt Lindsay	13-2	Danville	Bob Copeland	14-1	38-6
	A	Lafayette Central Catholic	Scott Muncy	14-0	Perry Central	Terry Wagner	12-3	59-7
2000-01	5A	Penn	Chris Geesman	14-1	Center Grove	Eric Moore	13-2	21-0
	4A	East Noble	Tim Able	14-1	Plainfield	Chuck Schwaneckamp	14-1	28-7
	3A	Heritage Hills	Bob Clayton	15-0	Zionsville	Larry McWhorter	11-4	27-24 OT
	2A	Evansville Mater Dei	Mike Goebel	15-0	Fort Wayne Bishop Luers	Matt Lindsay	14-1	56-10
	A	Adams Central	Rick Minnich	12-3	Attica	David McDonald	14-1	29-21
2001-02	5A	Ben Davis	Dick Dullaghan	15-0	Valparaiso	Mark Hoffman	13-2	35-16
	4A	Jasper	Jerry Brewer	13-1	Delta	Grant Zgunda	13-2	35-20
	3A	Indianapolis Bishop Chatard	Tom Dilley	11-4	Andean	Jeff Karras	13-2	3-0
	2A	Fort Wayne Bishop Luers	Matt Lindsay	14-0	Evansville Mater Dei	Mike Goebel	14-1	57-29
	A	Southern Wells 30	Mark Lefebvre	14-1	Perry Central	Mike Spencer	14-1	30-7

2002-03	5A	Ben Davis	Dick Dullaghan	12-3	Fort Wayne Snider	Russ Isaacs	13-1	31-7	
	4A	Roncalli	Bruce Scifres	10-4	Fort Wayne Bishop Dwenger	Chris Svarczkopf	13-2	24-21	
	3A	Indianapolis Bishop Chatard	Tom Dilley	15-0	Andean	Wally McCormack	13-2	31-12	
	2A	Fort Wayne Bishop Luers	Matt Lindsay	12-3	Southridge	Brad Hanner	12-3	36-30	
	A	Southwood	Terry Siddall	13-1	South Putnam	Mark Wildman	12-3	17-14	
2003-04	5A	Warren Central	Kevin Wright	13-2	Penn	Cory Yeoman	13-2	57-7	
	4A	Roncalli	Bruce Scifres	12-3	East Noble	Chris DePew	14-1	17-0	
	3A	Indianapolis Bishop Chatard	Vince Lorenzano	14-1	NorthWood	Rich Dodson	11-4	49-0	
	2A	Tri-West Hendricks	Mark Haste	14-1	Harding	Sherwood Haydock	13-2	41-36	
	A	Indianapolis Cardinal Ritter	Jim Boswell	12-2	Seeger	Brian Moore	14-1	28-0	
2004-05	5A	Warren Central	Kevin Wright	14-1	Fort Wayne Snider	Russ Isaacs	14-1	35-23	
	4A	Roncalli	Bruce Scifres	13-2	Wawasee	Joe Rietveld	13-2	25-10	
	3A	Andean	Brett St. Germain	13-2	Heritage Hills	Bob Clayton	14-1	21-14	
	2A	Tri-West Hendricks	Mark Haste	15-0	Eastbrook	Jeff Adamson	14-1	62-21	
	A	Seeger	Brian Moore	15-0	Indianapolis Cardinal Ritter	Jim Boswell	10-5	20-7	
2005-06	5A	Warren Central	Kevin Wright	14-1	Hamilton Southeastern	Rob Cutter	11-4	55-20	
	4A	Lowell	Kirk Kennedy	11-4	Roncalli	Bruce Scifres	12-3	28-27	
	3A	NorthWood	Rich Dodson	9-6	Indianapolis Bishop Chatard	Vince Lorenzano	12-3	7-0	
	2A	Jimtown	Bill Sharpe	14-1	North Posey	Joe Gengelbach	12-3	35-7	
	A	Sheridan	Larry Wright	13-2	Knightstown	Don Willard	14-1	21-7	
2006-07	5A	Warren Central	Steve Tutsie	15-0	Carmel	Mo Moriarity	12-3	35-14	
	4A	Indianapolis Cathedral	Jim O'Hara	13-2	Concord	Tim Dawson	14-1	38-14	
	3A	Indianapolis Bishop Chatard	Vince Lorenzano	14-1	Norwell	Jeff Miller	14-1	7-0	
	2A	Harding	Sherwood Haydock	12-3	Southridge	Kelly Murphy	12-3	20-7	
	A	Sheridan	Larry Wright	15-0	Indianapolis Cardinal Ritter	Ty Hunt	13-2	34-28 OT	
2007-08	5A	Carmel	Mo Moriarity	13-2	Pike	Derek Moyers	14-1	16-7	
	4A	Evansville Reitz	John Hart	15-0	Lowell	Kirk Kennedy	13-2	33-14	
	3A	Indianapolis Bishop Chatard	Vince Lorenzano	12-3	South Bend St. Joseph's	Kevin Downey	12-3	31-7	
	2A	Fort Wayne Bishop Luers	Matt Lindsay	11-4	Heritage Christian	Ron Qualls	13-2	21-6	
	A	Sheridan	Larry Wright	15-0	Rockville	Herb King	14-1	34-28	
<b>Lucas Oil Stadium</b>									
2008-09	5A	Center Grove	Eric Moore	14-1	Carmel	Mo Moriarity	13-2	36-33	
	4A	Indianapolis Cathedral	Rick Streiff	12-2	Fort Wayne Bishop Dwenger	Chris Svarczkopf	14-1	10-7	
	3A	Bellmont	Toney Bergman	14-1	Evansville Memorial	John Hurley	12-3	28-14	
	2A	Heritage Christian	Ron Qualls	14-1	Cass	Scott Mannering	13-2	17-14	
	A	Indianapolis Cardinal Ritter	Ty Hunt	15-0	Sheridan	Larry Wright	13-2	34-27	
2009-10	5A	Warren Central	John Hart	13-2	Carmel	Mo Moriarity	13-2	42-36 2OT	
	4A	Evansville Reitz	Tony Lewis	15-0	Lowell	Kirk Kennedy	13-2	23-9	
	3A	West Lafayette	Marshall Overley	15-0	Evansville Memorial	John Hurley	11-4	24-10	
	2A	Fort Wayne Bishop Luers	Matt Lindsay	10-5	Monrovia	Kevin Hutchins	14-1	24-17	
	A	Lafayette Central Catholic	Kevin O'Shea	15-0	Fountain Central	Rick Malone	14-1	52-0	
2010-11	5A	Fishers	Rick Wimmer	14-1	Lawrence Central	Jayson West	13-2	38-19	
	4A	Indianapolis Cathedral	Rick Streiff	12-3	Fort Wayne Bishop Dwenger	Chris Svarczkopf	13-1	31-20	
	3A	Indianapolis Bishop Chatard	Vince Lorenzano	11-4	South Bend St. Joseph's	Ben Downey	9-6	28-14	
	2A	Fort Wayne Bishop Luers	Matt Lindsay	14-1	North Putnam	Greg Barrett	14-1	26-14	
	A	Lafayette Central Catholic	Kevin O'Shea	15-0	Fountain Central	Rick Malone	13-2	31-6	
2011-12	5A	Carmel	Kevin Wright	14-1	Penn	Cory Yeoman	14-1	54-0	
	4A	Indianapolis Cathedral	Rick Streiff	12-3	South Bend Washington	Antwon Jones	11-4	42-7	
	3A	Indianapolis Bishop Chatard	Vince Lorenzano	13-2	South Bend St. Joseph's	Ben Downey	12-3	21-7	
	2A	Fort Wayne Bishop Luers	Matt Lindsay	13-1	Evansville Mater Dei	Mike Goebel	13-2	41-17	
	A	Lafayette Central Catholic	Kevin O'Shea	15-0	Indianapolis Sccecina	Ott Hurrle	11-4	38-7	
2012-13	5A	Lawrence Central	Jayson West	15-0	Fort Wayne Snider	Kurt Tippmann	14-1	39-14	
	4A	Indianapolis Cathedral	Rick Streiff	10-5	Mishawaka	Bart Curtis	11-4	56-29	
	3A	Indianapolis Bishop Chatard	Vince Lorenzano	13-2	Hamilton Heights	Mitch Street	13-2	30-13	
	2A	Fort Wayne Bishop Luers	Steve Keefer	11-4	Indianapolis Cardinal Ritter	Ty Hunt	14-1	40-28	
	A	Lafayette Central Catholic	Kevin O'Shea	14-1	Indianapolis Sccecina	Ott Hurrle	11-4	14-0	
2013-14	6A	Warren Central	Jayson West	11-3	Carmel	Kevin Wright	10-4	7-6	
	5A	Indianapolis Cathedral	Rick Streiff	10-5	Westfield	Jake Gilbert	12-2	42-18	
	4A	Columbus East	Bob Gaddis	15-0	Fort Wayne Bishop Dwenger	Chris Svarczkopf	11-4	28-27	
	3A	Andean	Phil Mason	15-0	Brebeuf Jesuit	Mic Roessler	11-4	35-27	
	2A	Indianapolis Cardinal Ritter	Ty Hunt	13-2	Tipton	Aaron Tolle	11-4	56-6	
	A	Tri-Central	George Gilbert	14-1	Eastern Hancock	Pat Echeverria	14-1	20-10	



## Phil N. Eskew Mental Attitude Award Recipients

The IHSAA Executive Committee awards the Phil N. Eskew Mental Attitude Award to an outstanding senior participant in the Football State Finals of each classification. The award is named in honor of the late Phil N. Eskew, third commissioner of the IHSAA, who guided the Association from 1962 to 1976. Under his direction, the IHSAA football tournament was initiated in 1973. The recipients of this award, nominated by their principal and coach, must excel in mental attitude, scholarship, leadership and athletic ability in football. From 1989 to 2013, over \$825,000 in college scholarships were presented by Indiana Farm Bureau Insurance to deserving high school students in Indiana.



Year	Class	Recipient	School	Year	Class	Recipient	School	Year	Class	Recipient	School	
1973-74	3A	Dave Zapp	Indianapolis Cathedral	1990-91	5A	Kasey Clevenger	Marion	2003-04	5A	Wade Iams	Penn	
	2A	Leroy Robbins	Blackford		4A	LaRon Moore	Franklin Central		4A	Jeff Wedding	East Noble	
	A	John Davis	Mishawaka Marian		3A	Brian Baker	Fort Wayne Bishop Dwenger		3A	Josh Sabo	Northwood	
1974-75	3A	Scot Shaw	Mishawaka	1991-92	2A	Anthony Alfano	River Forest	2004-05	2A	T.J. Siple	Tri-West Hendricks	
	2A	Richard Goings	Boonville		A	Shawn Blaich	South Decatur		A	Thomas Marshall	Seeger	
	A	Paul Russell	Garrett		5A	Chris Ings	Ben Davis		5A	Andrew Gregory	Fort Wayne Snider	
1975-76	2A	Tom Smith	Valparaiso	1992-93	4A	Frank Maggio	Hobart	2005-06	4A	Kory Lantz	Wawasee	
	3A	David O'Connor	Mishawaka Marian		3A	Marcus Thorne	Indianapolis Cathedral		3A	Bryce Pund	Heritage Hills	
	A	Kevin Keller	Wes-Del		2A	Toby Jacobs	Indianapolis Seccina		2A	Rob Bragg	Eastbrook	
1976-77	2A	Kevin Altman	Jasper	1993-94	A	Mark Franco	Indianapolis Cardinal Ritter	2006-07	A	Spencer King	Indianapolis Cardinal Ritter	
	3A	Randall Shuman	Merrillville		5A	Chris Rickenbach	Ben Davis		2007-08	5A	Chris Summers	Hamilton Southeastern
	A	Thomas Weber	Lafayette Central Catholic		4A	Chad Welch	Harrison (West Lafayette)			4A	Nick Banich	Roncalli
1977-78	2A	Bob Stephenson	Evansville Reitz	1994-95	3A	Jeremy VanKley	Northwestern	2008-09		3A	Kevin Ball	Indianapolis Bishop Chatard
	2A	Pete Buchanan	Plymouth		2A	Jeff Goeglein	Fort Wayne Bishop Luers		2A	Ryan Kerney	North Posey	
	A	Ray Rockhill	Tippecanoe Valley		A	Shelly Zachery	Sheridan		A	Matt Cox	Knightstown	
1978-79	3A	David Broecker	Carmel	1995-96	3A	Daniel Provonsha	West Lafayette	2009-10	5A	Ryan Murray	Carmel	
	2A	Tom Bailey	Goshen		A	Matthew Roland	North Miami		4A	Bobby Powers	Indianapolis Cathedral	
	A	Brian Way	Lawrenceburg		5A	Eli Stoddard	Bloomington South		3A	Chandler Harnish	Norwell	
1979-80	3A	Blair Kiel	Columbus East	1996-97	4A	Vince Lidy	Castle	2010-11	2A	Jacob Kahle	Southridge	
	2A	Kent Shelby	Noblesville		4A	Brad Weber	DeKalb		A	Taylor Scott	Sheridan	
	A	Mark Shireman	Tippecanoe Valley		3A	Brian Winkleman	Tipton		5A	Cameron Lowry	Pike	
1980-81	3A	Scott Freckelton	Hobart	1997-98	2A	Jim Schroeder	Evansville Mater Dei	2011-12	4A	Zakary Kissel	Evansville Reitz	
	2A	Kevin Mullet	NorthWood		A	Doug Morris	North White		3A	Mitchell Speer	South Bend St. Joseph's	
	A	Jeff Greer	Sheridan		3A	Matt Geesman	Penn		2A	Josh Mills	Heritage Christian	
1981-82	3A	Mark Sarno	Carmel	1998-99	2A	Greg Schnarr	Jasper	2012-13	A	Zachary Clapp	Rockville	
	2A	Kent Yoder	Goshen		A	Jason Guinn	North Montgomery		5A	Luke Swift	Center Grove	
	A	Jeffrey Berning	Woodlan		A	James Hanlin	Tri-West Hendricks		4A	Joe Colone	Fort Wayne Bishop Dwenger	
1982-83	3A	Patrick Lockyear	Castle	1999-00	3A	Manley Glick	Homestead	2013-14	3A	Andrew Theising	Evansville Memorial	
	2A	Burt Austin	Franklin Central		4A	Russ Mann	Concord		2A	Brady Tolle	Cass	
	A	Joel Martin	Oak Hill		3A	Brad Greenlee	NorthWood		A	Brent Hume	Sheridan	
1983-84	4A	Mark Plencner	Penn	2000-01	2A	Craig Hisey	Jimtown	2014-15	5A	Adam Shaffer	Carmel	
	3A	Pat Spencer	Roncalli		A	Travis Delph	Sheridan		4A	Erik Bryant	Evansville Reitz	
	2A	Mike Hackman	Indianapolis Bishop Chatard		5A	Brad Monhaut	Penn		3A	Daniel Wodicka	West Lafayette	
1984-85	A	Brian Nehrig	Fountain Central	2001-02	5A	Justin Smith	Penn	2015-16	2A	Timothy Connor	Monrovia	
	4A	Antonino Maggio	Hobart		4A	Cory Partlow	Plainfield		A	Greg Burns	Lafayette Central Catholic	
	3A	Steve Gordon	Concord		3A	Adam Kress	Heritage Hills		5A	Vic Roe	Carmel	
1985-86	2A	Michael Funk	West Lafayette	2002-03	2A	Dominic Faraone	Evansville Mater Dei	2016-17	5A	Mitch Turley	Westfield	
	A	Derry Zachery	Sheridan		A	Josh Smith	Attica		4A	Seth Frownfelter	Columbus East	
	5A	Jeff George	Warren Central		5A	Matt Handlon	Valparaiso		3A	Eddie Barks	Brebeuf Jesuit	
1986-87	4A	Patrick McEuen	Hobart	2003-04	4A	Alex Hensley	Jasper	2017-18	2A	Dan Fesenmeier	Indianapolis Cardinal Ritter	
	3A	Brad Traviolia	Wawasee		3A	Casey Nowinski	Andean		A	Sam Carlton	Eastern Hancock	
	2A	Cal Miller	Fort Wayne Bishop Luers		2A	Kyle Lindsay	Fort Wayne Bishop Luers		5A	Eric Kline	Penn	
1987-88	A	Cary Starnal	Jimtown	2004-05	A	Peter Wagner	Southern Wells	2018-19	4A	Tim Back	Franklin Central	
	5A	Brock Rohrbacher	Fort Wayne Snider		5A	Marcus Heminger	Fort Wayne Snider		3A	Stan Lawrie	Roncalli	
	4A	Tom Reasoner	Franklin Central		4A	Tyler Warner	Roncalli		2A	Rori Chaney	Tri-West Hendricks	
1988-89	3A	Phil Wilson	NorthWood	2005-06	3A	Michael Dury	Indianapolis Bishop Chatard	2019-20	A	Joe Clark	Springs Valley	
	2A	Gene Smith	Tell City		2A	Brett Bueltel	Southridge		5A	Eric Kline	Penn	
	A	Matt Vessely	North Judson		A	Kole Ames	South Putnam		4A	Tim Back	Franklin Central	
1989-90	3A	Rob Schein	Zionsville	2006-07	5A	Marcus Heminger	Fort Wayne Snider	2020-21	3A	Stan Lawrie	Roncalli	
	2A	Tim Walker	Rochester		4A	Tyler Warner	Roncalli		2A	Rori Chaney	Tri-West Hendricks	
	A	Jeff Durham	Sheridan		3A	Michael Dury	Indianapolis Bishop Chatard		A	Joe Clark	Springs Valley	

# State Finals Superlatives

## The Last Time It Happened in a State Championship Game...

### INDIVIDUAL

#### Rushing

**Rushed for 200 yards or more:** 255 by Danny Anthrop, Lafayette Central Catholic vs. Indianapolis Scecina, 2011 (1A).

**Rushed for 250 yards or more:** 255 by Danny Anthrop, Lafayette Central Catholic vs. Indianapolis Scecina, 2011 (1A).

**Rushed for 300 yards or more:** 317 by Desmond Tardy, Warren Central vs. Penn, 2003 (5A).

**Quarterback rushed for 100 yards or more:** 142 by Alex Cowan, Columbus East vs. Fort Wayne Bishop Dwenger, 2013 (4A).

**Quarterback rushed for 150 yards or more:** 190 by Sam Schrader, Mishawaka vs. Indianapolis Cathedral, 2012 (4A).

**Rushed 25 times or more:** 28 by Spencer Gilbert, Eastern Hancock vs. Tri-Central, 2013 (A); 32 by Markell Jones, Columbus East vs. Fort Wayne Bishop Dwenger, 2013 (4A); 25 by Alex Cowan, Columbus East vs. Fort Wayne Bishop Dwenger, 2013 (4A).

**Rushed 30 times or more:** 32 by Markell Jones, Columbus East vs. Fort Wayne Bishop Dwenger, 2013 (4A).

**Rushed for three TDs:** Jaylon Smith, Fort Wayne Bishop Luers vs. Indianapolis Cardinal Ritter, 2012 (2A).

**Rushed for four TDs or more:** 4 by Gino Gillum, Indianapolis Cathedral vs. Mishawaka, 2012 (4A).

**Had a run of 50 yards or more:** 54 by Logan Beaman, Indianapolis Cardinal Ritter vs. Tipton, 2013 (2A).

**Had a run of 60 yards or more:** 67 by Sam Schrader, Mishawaka vs. Indianapolis Cathedral, 2012 (4A); 64 by Isaiah Townsend, Lawrence Central vs. Fort Wayne Snider, 2012 (5A).

**Had a run of 70 yards or more:** 80 by Jalen West, Fort Wayne Bishop Dwenger vs. Indianapolis Cathedral, 2010 (4A).

**Had a run of 80 yards or more:** 80 by Jalen West, Fort Wayne Bishop Dwenger vs. Indianapolis Cathedral, 2010 (4A).

#### Passing

**Passed for 300 yards or more:** 335 by Connor Barthel, Indianapolis Cathedral vs. Fort Wayne Bishop Dwenger, 2010 (4A).

**Passed for 400 yards or more:** 423 by Ross Hendrickson, Indianapolis Cardinal Ritter vs. Sheridan, 2008 (1A).

**Attempted 40 passes or more:** 42 by Aaron Banks, Brebeuf Jesuit vs. Andrean, 2013 (3A).

**Attempted 50 passes or more:** 53 by Jake Schiff, Evansville Mater Dei vs. Fort Wayne Bishop Luers, 2012 (2A).

**Completed 20 passes or more:** 21 by Jake Purichia, Indianapolis Cardinal Ritter vs. Tipton, 2013 (2A); 21 by Aaron Banks, Brebeuf Jesuit vs. Andrean, 2013 (3A); 20 by Mike Fiacable, Fort Wayne Bishop Dwenger vs. Columbus East, 2013 (4A).

**Completed 30 passes or more:** 38 by Jake Schiff, Evansville Mater Dei vs. Fort Wayne Bishop Luers, 2001 (2A).

**Threw four TDs:** Koby Orris, Fishers vs. Lawrence Central, 2010 (5A).

**Threw five TDs or more:** 5 by Adam Shaffer, Carmel vs. Warren Central, 2009 (5A).

**Completed a pass of 50 yards or more:** 81 by Jack Roberts, Brebeuf Jesuit vs. Andrean, 2013 (3A); 55 by Mike Fiacable, Fort Wayne Bishop Dwenger vs. Columbus East, 2013 (4A).

**Completed a pass of 60 yards or more:** 81 by Jack Roberts, Brebeuf Jesuit vs. Andrean, 2013 (3A).

**Completed a pass of 70 yards or more:** 81 by Jack Roberts, Brebeuf Jesuit vs. Andrean, 2013 (3A).

**Completed a pass of 80 yards or more:** 81 by Jack Roberts, Brebeuf Jesuit vs. Andrean, 2013 (3A).

#### Receiving

**Caught seven passes or more:** 7 by Cooper Henderson, Eastern Hancock vs. Tri-Central, 2013 (A); 8 by Chandler Grau, Brebeuf Jesuit vs. Andrean, 2013 (3A); 7 by Gus Schrader, Fort Wayne Bishop Dwenger vs. Columbus East, 2013 (4A).

**Caught 10 passes or more:** 11 by Adam Kehoe, Carmel vs. Penn, 2011 (5A).

**Had 100 yards receiving or more:** 168 by Chandler Grau, Brebeuf Jesuit vs. Andrean, 2013 (3A); 112 by Gus Schrader, Fort Wayne Bishop Dwenger vs. Columbus East, 2013 (4A).

**Had 150 yards receiving or more:** 168 by Chandler Grau, Brebeuf Jesuit vs. Andrean, 2013 (3A).

**Caught three TDs or more:** 3 by Jake Hagan, Indianapolis Cardinal Ritter vs. Fort Wayne Bishop Luers, 2012 (2A).

**Caught a pass of 50 yards or more:** 81 by Chandler Grau, Brebeuf Jesuit vs. Andrean, 2013 (3A); 55 by Gus Schrader, Fort Wayne Bishop Dwenger vs. Columbus East, 2013 (4A).

**Caught a pass of 60 yards or more:** 81 by Chandler Grau, Brebeuf Jesuit vs. Andrean, 2013 (3A).

**Caught a pass of 70 yards or more:** 81 by Chandler Grau, Brebeuf Jesuit vs. Andrean, 2013 (3A).

**Caught a pass of 80 yards or more:** 81 by Chandler Grau, Brebeuf Jesuit vs. Andrean, 2013 (3A).

#### Total Offense

**Had 300 yards total offense or more:** 300 by Mike Fiacable, Fort Wayne Bishop Dwenger vs. Columbus East, 2013 (4A) (280 passing, 20 rushing).

**Had 400 yards total offense or more:** 507 by Ross Hendrickson, Indianapolis Cardinal Ritter vs. Sheridan, 2008 (1A) (423 passing, 84 rushing).

**Had 500 yards total offense or more:** 507 by Ross Hendrickson, Indianapolis Cardinal Ritter vs. Sheridan, 2008 (1A) (423 passing, 84 rushing).

**Had 100 yards or more both passing and rushing:** Daniel Wodicka, West Lafayette vs. Evansville Memorial, 2009 (3A) (158 passing, 115 rushing)

#### All-Purpose

**Had 150 all-purpose yards or more:** 178 by Kyree Hollis, Indianapolis Cardinal Ritter vs. Tipton, 2013 (2A); 165 by Spencer Gilbert, Eastern Hancock vs. Tri-Central, 2013 (A); 165 by Trevor Berg, Andrean vs. Brebeuf Jesuit, 2013 (3A); 168 by Chandler Grau, Brebeuf Jesuit vs. Andrean, 2013 (3A); 163 by Jack Roberts, Brebeuf Jesuit vs. Andrean, 2013 (3A); Markell Jones, Columbus East vs. Fort Wayne Bishop Dwenger, 2013 (4A); 196 by Terry McLaurin, Indianapolis Cathedral vs. Westfield, 2013 (5A).

**Had 200 all-purpose yards or more:** 264 by Terry McLaurin, Indianapolis Cathedral vs. Mishawaka, 2012 (4A).

**Had 250 all-purpose yards or more:** 264 by Terry McLaurin, Indianapolis Cathedral vs. Mishawaka, 2012 (4A).

## Scoring

**Accounted for four touchdowns or more:** Jake Purichia, Indianapolis Cardinal Ritter vs. Tipton, 2013 (2A) (2 rushing, 2 passing, 1 special team); Aaron Banks, Brebeuf Jesuit vs. Andrean, 2013 (3A) (2 rushing, 2 passing).

**Accounted for five touchdowns or more:** Jake Purichia, Indianapolis Cardinal Ritter vs. Tipton, 2013 (2A) (2 rushing, 2 passing, 1 special team).

**Scored touchdowns three different ways:** Mitchell Clayton, Lafayette Central Catholic vs. Perry Central, 1999 (1A) (2 receiving, 1 rushing, 1 interception return). Note: Passing TDs do not count in this category.

**Scored touchdowns four different ways:** None. Note: Passing TDs do not count in this category.

## Defense

**Intercepted two passes or more:** 2 by Kyree Hollis, Indianapolis Cardinal Ritter vs. Tipton, 2013 (2A).

**Intercepted three passes or more:** 3 by Wes Kendall, Zionsville vs. Fort Wayne Bishop Dwenger, 1996 (3A).

**Returned an interception for a TD:** Kyree Hollis, Indianapolis Cardinal Ritter vs. Tipton, 2013 (2A) (42 yards); Donovan Chandler, Andrean vs. Brebeuf Jesuit, 2013 (3A) (46 yards).

**Recovered two fumbles or more:** 2 by Caleb Meyer, Belmont vs. Evansville Memorial, 2008 (3A).

**Recovered a fumble in the endzone:** R.C. Hauser, Fishers vs. Lawrence Central, 2010 (5A).

**Recorded 15 tackles or more:** 21 by Stu Dillon, Brebeuf Jesuit vs. Andrean, 2013 (3A).

**Had two sacks or more:** 2 by Darion Howard, Warren Central vs. Carmel, 2013 (6A); 2 by Keivon Larsuel, Warren Central vs. Carmel, 2013 (6A); 2 by Vic Roe, Carmel vs. Warren Central, 2013 (6A).

**Had three sacks or more:** 4 by Taylor Halstead, Fishers vs. Lawrence Central, 2010 (5A).

**Had four sacks or more:** 4 by Taylor Halstead, Fishers vs. Lawrence Central, 2010 (5A).

## Special Teams

**Scored 7 points kicking or more:** 8 by Lance Unland, Indianapolis Cardinal Ritter vs. Tipton, 2013 (2A).

**Scored 10 points kicking or more:** 15 by Billy Stumbo, Carmel vs. Penn, 2011 (5A).

**Kicked three field goals or more:** 4 by Billy Stumbo, Carmel vs. Penn, 2011 (5A).

**Kicked four field goals or more:** 4 by Billy Stumbo, Carmel vs. Penn, 2011 (5A).

**Kicked a field goal of 50 yards or more:** 51 by Ben Allen, Indianapolis Cathedral vs. Concord, 1998 (4A).

**Had a punt 50 yards or more:** 53 by Dillon Smith, Tri-Central vs. Eastern Hancock, 2013 (A); 57 by Nate Hein, Tipton vs. Indianapolis Cardinal Ritter, 2013 (2A); 63 by Joseph Schopper, Indianapolis Cathedral vs. Westfield, 2013 (5A).

**Had a punt 60 yards or more:** 63 by Joseph Schopper, Indianapolis Cathedral vs. Westfield, 2013 (5A).

**Had a punt 70 yards or more:** 71 by Dave Miller, Penn vs. Bloomington South, 1997 (5A).

**Punted 10 times or more:** 15 by Casey Miller, Bremen vs. Sheridan, 1988 (1A).

**Returned a punt for a touchdown:** Timmy Mills, Lafayette Central Catholic vs. Indianapolis Scecina, 2012 (1A); Jake Hagan, Indianapolis Cardinal Ritter vs. Fort Wayne Bishop Luers, 2012 (2A).

**Totaled 100 punt return yards or more:** 112 by Terry McLaurin, Indianapolis Cathedral vs. Mishawaka, 2012 (4A).

**Scored a touchdown off a blocked punt:** Jake Purichia, Indianapolis Cardinal Ritter vs. Tipton, 2013 (2A).

**Returned a kickoff for a touchdown:** Tommy Waites, Indianapolis Cardinal Ritter vs. Tipton, 2013 (2A) (89 yards).

**Totaled 100 kickoff return yards or more:** Brandon Axum, Roncalli vs. Lowell, 2005 (4A), (112 yards).

## TEAM

### Rushing

**Rushed for 300 yards or more:** 335 by Columbus East vs. Fort Wayne Bishop Dwenger, 2013 (4A).

**Rushed for 400 yards or more:** 575 by Warren Central vs. Penn, 2003 (5A).

**Rushed for 500 yards or more:** 575 by Warren Central vs. Penn, 2003 (5A).

**Had 50 attempts or more:** 50 by Andrean vs. Brebeuf Jesuit, 2013 (3A); 60 by Columbus East vs. Fort Wayne Bishop Dwenger, 2013 (4A); 50 by Carmel vs. Warren Central, 2013 (6A).

**Had four TDs:** Columbus East vs. Fort Wayne Bishop Dwenger, 2013 (4A).

**Had five TDs:** Indianapolis Cathedral vs. Westfield, 2013 (5A).

**Had six TDs or more:** 6 by Indianapolis Cathedral vs. Mishawaka, 2012 (4A).

**Had two players with 100 yards or more:** Columbus East vs. Fort Wayne Bishop Dwenger, 2013 (4A) (Markell Jones 197, Alex Cowan 142).

### Passing

**Had 400 yards or more:** 423 by Indianapolis Cardinal Ritter vs. Sheridan, 2008 (1A).

**Had 45 attempts or more:** 47 by Indianapolis Cardinal Ritter vs. Sheridan, 2008 (1A).

**Had 30 completions or more:** 39 by Evansville Mater Dei vs. Fort Wayne Bishop Luers, 2001 (2A).

**Had four TDs or more:** 4 by Fishers vs. Lawrence Central, 2010 (5A).

### Receiving

**Had two players with 100 yards or more:** Indianapolis Cathedral vs. Mishawaka, 2012 (4A) (Wyatt Wood 105, Terry McLaurin 100).

### Combination Offense

**Had a 200-yard passer and 100-yard rusher:** Westfield vs. Indianapolis Cathedral, 2013 (5A) (Nick Ferrer 201 passing, Elvin Caldwell 114 rushing).

**Had a 100-yard receiver and a 100-yard rusher:** Indianapolis Cathedral vs. Mishawaka, 2012 (4A) (Wyatt Wood 105 receiving, Terry McLaurin 100 receiving, Gino Gillum 129 rushing).

## Total Offense

**Had 400 yards or more of total offense:** 419 by Indianapolis Cardinal Ritter vs. Tipton, 2013 (2A); 400 by Andean vs. Brebeuf Jesuit, 2013 (3A); 415 by Brebeuf Jesuit vs. Andean, 2013 (3A); 440 by Fort Wayne Bishop Dwenger vs. Columbus East, 2013 (4A); 421 by Columbus East vs. Fort Wayne Bishop Dwenger, 2013 (4A).

**Had 500 yards or more of total offense:** 539 by Lawrence Central vs. Fort Wayne Snider, 2012 (5A).

## Scoring

**Scored 40 points or more:** 56 by Indianapolis Cardinal Ritter vs. Tipton, 2013 (2A); 42 by Indianapolis Cathedral vs. Westfield, 2013 (5A).

**Scored 50 points or more:** 56 by Indianapolis Cardinal Ritter vs. Tipton, 2013 (2A).

**Scored 60 points or more:** 62 by Tri-West Hendricks vs. Eastbrook, 2004 (2A).

## Turnovers/Takeaways

**Did not commit a turnover:** Eastern Hancock vs. Tri-Central, 2013 (A); Indianapolis Cardinal Ritter vs. Tipton, 2013 (2A); Indianapolis Cathedral vs. Westfield, 2013 (5A); Warren Central vs. Carmel, 2013 (6A).

**Recovered three fumbles or more:** 3 by Columbus East vs. Fort Wayne Bishop Dwenger, 2013 (4A).

**Recovered four fumbles or more:** 5 by Lawrenceburg vs. Fountain Central, 1978 (1A).

**Intercepted three passes or more:** 4 by Indianapolis Cardinal Ritter vs. Tipton, 2013 (2A); 3 by Andean vs. Brebeuf Jesuit, 2013 (3A).

**Intercepted four passes or more:** 4 by Indianapolis Cardinal Ritter vs. Tipton, 2013 (2A).

**Intercepted five passes or more:** 5 by Indianapolis Bishop Chatard vs. West Lafayette, 1984 (2A).

**Recorded five takeaways or more:** 6 by Indianapolis Cardinal Ritter vs. Tipton, 2013 (2A).

## Defense

**Held opponent to 50 rushing yards or fewer:** 47 by Carmel vs. Warren Central, 2013 (6A).

**Held opponent to 50 passing yards or fewer:** 15 by Indianapolis Cardinal Ritter vs. Tipton, 2013 (2A); 32 by Warren Central vs. Carmel, 2013 (6A).

**Held opponent to 200 yards or fewer of total offense:** 165 by Indianapolis Cardinal Ritter vs. Tipton, 2013 (2A); 178 by Carmel vs. Warren Central, 2013 (6A); 196 by Warren Central vs. Carmel, 2013 (6A).

**Scored a safety:** Penn vs. Bloomington South, 1997 (5A); Andean vs. Indianapolis Bishop Chatard, 1997 (3A).

**Recorded four or more sacks:** 6 by Carmel vs. Warren Central, 2013 (6A); 5 by Warren Central vs. Carmel, 2013 (6A).

## Special Teams

**Blocked a punt:** Indianapolis Cardinal Ritter vs. Tipton, 2013 (2A).

**Blocked a field goal:** Carmel vs. Warren Central, 2013 (6A).

**Blocked a PAT kick:** Fort Wayne Snider vs. Lawrence Central, 2012 (5A).

**Scored a 2-point conversion:** Tri-Central vs. Eastern Hancock, 2013 (A); Westfield vs. Indianapolis Cathedral, 2013 (5A).

**Did not punt:** Fort Wayne Bishop Dwenger vs. Columbus East, 2013 (4A).

**Recovered an onside kick:** Indianapolis Cardinal Ritter vs. Fort Wayne Bishop Luers, 2012 (2A); Fort Wayne Snider vs. Lawrence Central, 2012 (5A).

## Miscellaneous

**Had a play from scrimmage go for 80 yards or more:** 81 yard pass from Jack Roberts to Chandler Grau, Brebeuf Jesuit vs. Andean, 2013 (3A).

**Had a play from scrimmage go for 90 yards or more:** 99 yard pass from Dexter Taylor to Josh Bailey, Warren Central vs. Fort Wayne Snider, 2004 (5A).

**A state championship game go to overtime:** Warren Central 42, Carmel 36, (2OT), 2009 (5A).

**Game-winning field goal with 0:00 left in regulation:** Fort Wayne Bishop Luers 24, Tri-West Hendricks 22. Tim Wilson with 18 yard FG, 1989 Class 2A; Carmel 10, Penn 7. Kent Miller with 18 yard FG, 1989 Class 5A.

**Game-winning touchdown with 0:00 left in regulation:** Brownsburg 23, Hobart 17. Scott Wells 48 yard pass from Dan Gatlin, 1985, Class 4A.

## Game-Winning Scores at End of Regulation

### 1985 Class 4A: Brownsburg 23, Hobart 17.

Brownsburg's QB Dan Gatlin finds split end Scott Wells who caught a 48-yard touchdown pass on one knee in the endzone as time expired. Wells had streaked past the cornerback down the sideline and the Hobart safety stumbled getting over to cover on the play. It was the Bulldogs second consecutive title having won the 3A championship a year earlier.

### 1989 Class 2A: Fort Wayne Bishop Luers 24, Tri-West Hendricks 22.

Senior placekicker Tim Wilson nails an 18-yard field goal as time expires to give Bishop Luers its second state championship. Wilson had missed attempts from 36 and 51 earlier in the game.

### 1989 Class 5A: Carmel 10, Penn 7.

That same weekend, Kent Miller kicks an 18-yard field goal as time expires handing Carmel its record fifth state championship. The winning kick was set up by a 43-yard punt return by Ron Herrmann and a flat snap saved by holder Dan Schmidt.

