



Indiana High School Athletic Association, Inc.
9150 N. Meridian Street, P.O. Box 40650, Indianapolis, Indiana 46240-0650

Phone: (317) 846-6601 FAX: (317) 575-4244 www.ihsaa.org

NEWS RELEASE

Live Television Coverage

Each state championship game will be air exclusively on Fox Sports Indiana.



Broadcast Assignments

Class A

Mark Jaynes, Play-by-Play
Rob Blackman, Color Analyst
Matt Taylor, Sideline Reporter

Class 2A

Mark Jaynes, Play-by-Play
Rob Blackman, Color Analyst
Matt Taylor, Sideline Reporter

Class 3A

Jerry Baker, Play-by-Play
Jane Schott, Color Analyst
Allison Hayes, Sideline Reporter

Class 4A

Jerry Baker, Play-by-Play
Jane Schott, Color Analyst
Allison Hayes, Sideline Reporter

IHSAAtv.org

For viewers outside of the Fox Sports Indiana coverage area, a live stream will be available at IHSAAtv.org. For those within the FSI coverage area, the stream will be available only on delayed basis following the conclusion of the telecast.

The 39th Annual IHSAA Girls Basketball State Finals presented by the Indiana Fever & Indiana Pacers Saturday, March 8, 2014 Hulman Center, Terre Haute, Ind.

Session I

Class A | Vincennes Rivet (22-4) vs. Oregon-Davis (22-2) | 10:30 am ET

Class 2A | Heritage Christian (26-1) vs. Fort Wayne Canterbury (20-4) | Approx. 12:45 pm ET

Session II

Class 3A | Evansville Mater Dei (26-1) vs. Western (22-3) | 6 pm ET

Class 4A | Bedford North Lawrence (26-1) vs. Penn (25-1) | Approx. 8:15 pm ET

TICKETS: \$15.00 per session.

Reserved tickets can be purchased at the participating schools the week of the state finals. Contact those schools for ticket distribution hours. Any remaining tickets will be available game day at the Hulman Center Ticket Office on the southeast side of the venue.

LOCATION: Hulman Center is located at 200 N. 8th Street in Terre Haute. Visit www.GoSycamores.com for further information.

GATES OPEN: The Hulman Center will open its gates to fans beginning one hour prior to the start of each session -- 9:30 am ET and 5 pm ET. The venue will be cleared between the Class 2A and 3A games.

TELEVISION: All four state championship games will air live exclusively on Fox Sports Indiana.

WEBCAST: For viewers outside of the Fox Sports Indiana coverage area, a live stream will be available at IHSAAtv.org. For those within the FSI coverage area, the stream will be available only on delayed basis following the conclusion of the telecast.

RADIO: The IHSAA Champions Radio Network will broadcast all four games to affiliates statewide. A list of markets and frequencies is available on the next page. A detailed list of which games each affiliate will carry will be posted to IHSAA.org this week.

SOUVENIR PROGRAMS: Complimentary copies of the souvenir program may be obtained at each entrance gate.

HONORED TO SUPPORT
INDIANA'S GAME
AT ALL LEVELS



PROUD PARTNERS OF THE IHSAA

IHSAA Champions Radio Network

The network affiliates listed below will carry one or more of the four state championship games. Check ihsaa.org this week for further details.



Broadcast Assignments

Class A

Greg Rakestraw, Play-by-Play
Bob Lovell, Color Analyst
Thad Vandeventer, Sideline Reporter

Class 2A

Greg Rakestraw, Play-by-Play
Bob Lovell, Color Analyst
Thad Vandeventer, Sideline Reporter

Class 3A

Matt Taylor, Play-by-Play
Charlie Hall, Color Analyst
Matt Hicks, Sideline Reporter

Class 4A

Matt Taylor, Play-by-Play
Charlie Hall, Color Analyst
Matt Hicks, Sideline Reporter

City	Call Letters
Austin, IN	WXKU 92.7 FM
Batesville, IN	WRBI 103.9 FM
Bedford, IN	WBIW 1340 AM
Bedford, IN	WQRK 105.5 FM
Berne, IN	WZBD 92.7 FM
Boonville, IN	WBNI 1540 AM
Crawfordsville, IN	WIMC 103.9 FM
Hardinsburg, IN	WKLO 96.9 FM
Huntingburg / Jasper, IN	WBDC 100.9 FM
Indianapolis, IN	WFNI 1070 AM
Jasper, IN	WITZ 104.7 FM
Jasper, IN	WQKZ 98.5 FM
Jeffersonville, IN	WXVW 1450 AM
Ligonier / Warsaw, IN	WLEG 102.7 FM
Loogootee, IN	WRZR 94.5 FM
Madison, IN	WORX 96.7 FM
Madison, IN	WXGO 1270 AM
Michigan City, IN	WEFM 95.9 FM
New Albany, IN	WNDA 1570 AM
New Castle, IN	WLT1 1550 AM
Orleans, IN	WPHZ 102.5 FM
Paoli, IN	WUME 95.3 FM
Plymouth, IN	WTCA 1050 AM
Richmond, IN	WKBV 1490 AM
Rochester, IN	WROI 92.1 FM
Rockville, IN	WAXI 104.9 FM
Salem, IN	WSLM 1220 AM
Salem, IN	WSLM 97.9 FM
Santa Claus, IN	WAXL 103.3 FM
Seymour, IN	WZZB 1390 AM
Shelbyville, IN	WSVX 96.5 FM
Shelbyville, IN	WSVX 1520 AM
Sullivan, IN	WNDI 95.3 FM
Washington, IN	WAMW 107.9 FM
Washington, IN	WAMW 1580 AM
Winchester, IN	WZZY 98.3 FM

State Finals Media Information

Bobby Cox, Commissioner | bcox@ihsaa.org
Sandra Walter, Assistant Commissioner/Tournament Administrator | swalter@ihsaa.org
Chris Kaufman, Assistant Commissioner | ckaufman@ihsaa.org
Jason Wille, Sports Information Director | jwille@ihsaa.org
Jocelyn Dawson, Administrative Assistant to Sandra Walter | jmoses@ihsaa.org
Toni Polizzi, Communications Assistant | tpolizzi@ihsaa.org

CREDENTIALS: The deadline for requests is **Thursday, March 6, 4 pm ET/3 pm CT**. Credentials will not be granted after that time. For media outlets intending to cover the girls basketball state finals, please apply for credentials by e-mailing your request (with name of individual to be credentialed) to IHSAA Sports Information Director Jason Wille at jwille@ihsaa.org. E-mail requests MUST originate from a recognized business account; e-mails from personal accounts (ie: yahoo.com, aol.com, gmail.com, etc.) will not be accepted. Please note that the girls basketball state finals require a specific credential. Any passes issued previously will not allow admission to this event. Credentials will not be mailed.

MEDIA PARKING: All media parking will be in Lot D located directly across the street to the east of the Hulman Center at the corner of Ninth Street and Eagle Street. Please have business identification available for access.

MEDIA WILL-CALL/ENTRANCE: Approved credential requests will be available for pickup at media will-call located inside the lower level entrance at the base of the loading ramp on the north side of the venue. Credentials may be claimed beginning at 8 am ET for the first session and at 4 pm ET for the second session. Please have identification available and be prepared to have bags and equipment checked by security officials.

MEDIA WORK AREA: In addition to press row at courtside, the "Media Interview Room" located in the east tunnel will serve as a work place for media and also the location of the Class A, 2A and 3A press conferences. A hospitality area will also be available just off the northwest corner of the court.

SEAT ASSIGNMENTS: Except where permanent lines have been installed for those that have ordered them, an open seating policy will be used along press row.

BROADCAST PHONE LINES: Electronic media requiring phone line installation should contact Amy Rensink of 360 Group for an order form as soon as possible. Rensink may be reached at 317-633-1456 or via e-mail at amy@360grouponline.com.

WIRELESS INTERNET: Complimentary wireless internet access will be available. Please see SID Jason Wille on Saturday for password information.

HIGH-SPEED BROADBAND: For media seeking a higher-speed connection or alternative services at the Hulman Center, please contact Don Knott at 812-237-8991 or dknott@indstate.edu to make advance arrangements.

RESULTS & STATISTICS: Live stats for each game will be available on the IHSAA website. Stats and box scores will be distributed at the end of each quarter on press row as well as in the media work room.

LOCKER ROOM ACCESS: No one except tournament workers and team coaches and participants will have access to the locker rooms.

NO CHILDREN, PLEASE: With the exception of high school students representing their school's newspaper, yearbook, radio or television station, and who have a team participating, no young people or children will be issued media credentials or be allowed in the working media area.

LIVE TELEVISION CUT-INS: Spot news reports showing live game action are prohibited. Stand-up reports for newscasts are permitted from inside the building provided that no live action is shown.

POST-GAME GUIDELINES

With the exception of the IHSAA's Radio, Television, Internet and Photography partners, all media members are asked to remain off the playing floor and behind the ropes during the post-game awards ceremonies.

The post-game ceremonies order will be as follows:

- Mental Attitude Award presentation
- Runner-Up medals and trophy presentation
- Championship medals and trophy presentation
- Team Photographs by Visual Sports Network

Following the Class A, 2A and 3A awards ceremonies, coaches and selected players will be escorted to the "Media Interview Room" in the east tunnel for a formal press conference which is located on playing floor level. We ask your assistance to use the press conference as the appropriate time to conduct interviews. The runner-up team coach and selected players will go first followed by the championship team coach and players.

Because of newspaper deadline issues at the end of the 4A contest, no press conference will be scheduled and news media will be allowed to conduct interviews on and around the floor after the awards ceremonies.

Below are the top 50 teams in the state and their averages for scoring, points against and average margin of victory. Schools in the state finals are listed in bold. Information courtesy of John Harrell's Indiana High School Basketball website.

OFFENSIVE SCORING AVERAGE

1.	FW Canterbury {2A}	76.13
2.	Oregon-Davis {1A}	75.96
3.	Homestead {4A}	73.60
4.	Lawr. North {4A}	72.30
5.	Heritage Chr. {2A}	68.93
6.	Columbus North {4A}	68.92
7.	LaPorte {4A}	68.83
8.	Indy Chatard {3A}	67.96
9.	Anderson {4A}	67.71
10.	Attica {1A}	67.29
11.	Tipton {2A}	66.43
12.	Gary West {4A}	66.32
13.	SB Washington {4A}	66.21
14.	Logansport {4A}	66.19
15.	Eastern Hancock {2A}	64.73
16.	So'western (Shel.) {1A}	64.67
17.	Ev. Mater Dei {3A}	64.22
18.	Bedford NL {4A}	63.70
19.	Indy Roncalli {4A}	63.67
20.	Lafayette CC {1A}	63.44
21.	East Central {4A}	62.90
22.	Lapel {2A}	62.41
23.	Merrillville {4A}	62.22
24.	Wapahani {2A}	62.10
25.	Noblesville {4A}	62.00
26.	Mishawaka {4A}	61.96
27.	FW South {4A}	61.90
28.	Scottsburg {3A}	61.86
29.	FW Luers {3A}	61.81
30.	Princeton {3A}	61.45
31.	Elwood {2A}	60.61
32.	Lake Central {4A}	59.91
33.	Gibson Southern {3A}	59.86
34.	Madison {3A}	59.80
35.	Penn {4A}	59.54
36.	Triton Central {2A}	59.18
37.	Ev. Central {4A}	59.09
38.	Lebanon {3A}	58.96
39.	Norwell {3A}	58.65
40.	Hamilton Hts. {3A}	58.19
41.	New Castle {4A}	58.16
42.	SB St. Joseph's {3A}	58.14
43.	Indiana Deaf {1A}	58.05
	Washington {3A}	58.05
45.	Horizon Christian {1A}	57.83
	Jac-Cen-Del {1A}	57.83
47.	Brownstown {3A}	57.74
48.	Indy Ritter {2A}	57.71
	Western Boone {3A}	57.71
50.	Indy Shortridge {2A}	57.26

DEFENSIVE SCORING AVERAGE

1.	West Central {1A}	28.76
2.	North Daviess {1A}	31.48
3.	Hamm. Noll {2A}	32.08
4.	Tri {1A}	32.30
5.	Washington Twp. {1A}	33.38
6.	Covenant (DeMotte) {1A}	33.53
7.	Penn {4A}	33.54
8.	Seeger {2A}	34.21
9.	Bethesda Chr. {1A}	34.62
10.	Griffith {3A}	34.70
11.	Garrett {3A}	34.88
12.	Union City {1A}	34.94
13.	Caston {1A}	35.29
14.	Western {3A}	35.40
15.	Northridge {4A}	35.43
16.	Wabash {2A}	35.75
17.	Fairfield {3A}	36.27
	Morgan Twp. {1A}	36.27
19.	Ev. Mater Dei {3A}	36.37
20.	Westfield {4A}	36.67
21.	Clinton Prairie {1A}	36.70
22.	Kouts {1A}	36.95
23.	Hagerstown {2A}	37.24
24.	Bedford NL {4A}	37.33
25.	NorthWood {3A}	37.36
26.	Eastbrook {3A}	37.67
27.	Indy International {1A}	37.86
28.	Borden {1A}	37.90
29.	Gary Wallace {3A}	38.00
	North Knox {2A}	38.00
31.	Mooreville {4A}	38.04
32.	Lighthouse CPA {3A}	38.07
33.	Carroll (Flora) {1A}	38.33
34.	Culver {1A}	38.53
35.	Jac-Cen-Del {1A}	38.61
36.	Union (Dugger) {1A}	38.63
37.	Barr-Reeve {1A}	38.71
	Monroe Cent. {1A}	38.71
39.	Hamm. Gavit {3A}	38.74
40.	NE Dubois {1A}	38.95
41.	Attica {1A}	39.00
42.	Sheridan {2A}	39.10
43.	Covington {1A}	39.35
44.	Paoli {2A}	39.42
45.	Center Grove {4A}	39.50
46.	North Posey {2A}	39.78
47.	Vin. Rivet {1A}	39.92
48.	Plymouth {4A}	39.95
	Union (Modoc) {1A}	39.95
50.	Hobart {4A}	40.05

AVERAGE MARGIN OF VICTORY

1.	Oregon-Davis {1A}	35.50
2.	Lawr. North {4A}	31.22
3.	Homestead {4A}	29.64
4.	LaPorte {4A}	28.43
5.	Attica {1A}	28.29
6.	Heritage Chr. {2A}	28.22
7.	Ev. Mater Dei {3A}	27.85
8.	Bedford NL {4A}	26.37
9.	Penn {4A}	26.00
10.	Columbus North {4A}	25.96
11.	East Central {4A}	22.43
12.	So'western (Shel.) {1A}	22.33
13.	Hamm. Noll {2A}	21.88
14.	Western {3A}	21.68
15.	FW Canterbury {2A}	21.50
16.	Tri {1A}	21.35
17.	Princeton {3A}	20.32
18.	Garrett {3A}	20.21
19.	Gary West {4A}	20.18
20.	West Central {1A}	20.14
21.	Jac-Cen-Del {1A}	19.22
22.	Anderson {4A}	18.83
23.	Indy Roncalli {4A}	18.79
24.	Mooreville {4A}	18.35
25.	Westfield {4A}	18.19
26.	Indy Chatard {3A}	18.04
27.	Eastern Hancock {2A}	17.59
28.	NorthWood {3A}	17.44
29.	Logansport {4A}	17.41
30.	Sheridan {2A}	17.38
31.	SB St. Joseph's {3A}	16.71
32.	Wabash {2A}	16.63
33.	Indiana Deaf {1A}	16.57
34.	Wapahani {2A}	16.55
35.	Lapel {2A}	16.55
36.	Lake Central {4A}	16.50
37.	S. Central (UM) {1A}	16.48
38.	Mishawaka {4A}	16.46
39.	Madison {3A}	16.20
40.	Indy Ritter {2A}	16.08
41.	Tipton {2A}	15.65
42.	Borden {1A}	15.65
43.	Triton Central {2A}	15.64
44.	Barr-Reeve {1A}	15.62
45.	Oak Hill {2A}	15.57
46.	Center Grove {4A}	15.50
47.	SB Washington {4A}	15.37
48.	North Daviess {1A}	14.95
49.	Washington {3A}	14.67
50.	Norwell {3A}	14.54

**Final ICGSA Poll
February 9, 2014**

(Includes end of regular season records)

Class 4A

1. Lawrence North (14)	20-1	149
2. Bedford North Lawrence	20-1	133
3. Columbus North	19-2	114
T4. Penn (1)	19-1	98
T4. Homestead	20-1	98
6. LaPorte	18-2	60
7. Center Grove	16-3	36
8. Mooresville	17-3	35
9. Roncalli	17-4	34
10. Lake Central	18-2	32

Others: Logansport 16, Mishawaka 8, Merrillville 5, Fishers 3, Noblesville 2, Franklin Central 2.

Class 3A

1. Princeton (11)	20-0	137
2. Evansville Mater Dei (1)	20-1	123
3. Garrett (2)	20-0	109
4. Rushville	17-4	76
5. Fort Wayne Concordia	17-3	75
6. Western	16-3	63
7. Madison	13-2	56
8. Benton Central	15-3	33
9. Washington	16-3	30
10. Fort Wayne Bishop Luers	16-4	26

Others: NorthWood 14, Norwell 9, South Bend St. Joseph 8, Indianapolis Bishop Chatard 6, Western Boone 4, Lebanon 1.

Class 2A

1. Heritage Christian (13)	20-1	130
2. Indianapolis Cardinal Ritter	16-3	111
3. Fort Wayne Canterbury	14-4	102
4. Wabash	17-3	85
5. Tipton	13-4	48
6. Hammond Bishop Noll	17-3	39
7. Eastern Hancock	15-4	35
8. Oak Hill	16-4	30
T9. Triton Central	13-6	29
T9. Lapel	16-4	29

Others: North Knox 25, Westview 22, North Posey 15, Elwood 6, Covenant Christian (Indianapolis) 3, Paoli 2, Eastern (Pekin) 1, Austin 1, Seeger 1, Forest Park 1.

Class A

1. Oregon-Davis (10)	16-2	145
2. Southwestern (Shelbyville) (5)	18-1	134
3. Attica	20-0	110
4. Vincennes Rivet	17-4	99
5. West Central	15-2	70
6. Barr-Reeve	15-3	59
7. Lafayette Central Catholic	14-5	46
8. Jac-Cen-Del	15-3	43
9. Borden	15-2	42
10. Culver Community	14-4	35

Others: Tri 31, South Central (Union Mills) 10, Wood Memorial 1.

**Final IBCA Poll
February 9, 2014**

(Includes end of regular season records)

1. Lawrence North (21)	20-1	439
2. Bedford North Lawrence (1)	20-1	419
3. Columbus North	19-2	392
4. Homestead	20-1	368
5. Evansville Mater Dei	20-1	347
6. Penn	19-1	331
7. Heritage Christian	20-1	305
8. Roncalli	17-4	253
9. LaPorte	18-2	248
10. Center Grove	16-3	223
11. Mooresville	17-3	190
12. Lake Central	18-2	188
13. Princeton	20-0	168
14. Logansport	19-2	149
15. Oregon-Davis	16-2	119
16. Bloomington South	15-5	97
17. Westfield	15-3	77
18. Pike	15-8	65
19. Franklin Central	14-4	62
20. Mishawaka	18-3	32

Others: Anderson, Attica, East Central, Fishers, **Fort Wayne Canterbury**, Fort Wayne Concordia Lutheran, Garrett, Gary West Side, Hammond Bishop Noll, Merrillville, Noblesville, Northridge, Orleans, Rushville, South Bend Washington, Southwestern (Shelbyville).

State Tournament Leaders

IHSAA State Championships

1. Fort Wayne Bishop Luers, 6
- 2. Fort Wayne Canterbury, 5**
- T3. Ben Davis, 4
- T3. Heritage Christian, 4**
- T5. Bedford North Lawrence, 3**
- T5. Kokomo, 3
- T5. North Central (Indianapolis), 3
- T5. Tri-Central, 3

IHSAA State Runners-Up

- T1. Fort Wayne Bishop Luers, 3
- T1. South Bend Washington, 3
- T1. Valparaiso, 3
- T1. Vincennes Rivet, 3**
- T5. Bedford North Lawrence, 2**
- T5. Benton Central, 2
- T5. Columbus East, 2
- T5. Crown Point, 2
- T5. Fort Wayne Snider, 2
- T5. Mt. Vernon (Fortville), 2
- T5. Northeast Dubois, 2
- T5. Oak Hill, 2
- T5. Rushville, 2
- T5. Shenandoah, 2
- T5. Warsaw, 2
- T5. Wawasee, 2

IHSAA State Championship Game Appearances

1. Fort Wayne Bishop Luers, 9
- T2. Bedford North Lawrence, 6**
- T2. Fort Wayne Canterbury, 6**
- T2. Heritage Christian, 6**
- T5. Vincennes Rivet, 5**

IHSAA State Finals Appearances

1. Fort Wayne Bishop Luers, 9
- T2. Bedford North Lawrence, 6**
- T2. Fort Wayne Canterbury, 6**
- T2. Heritage Christian, 6**
- T5. Ben Davis, 5
- T5. Kokomo, 5
- T5. Valparaiso, 5

IHSAA State Championships by a Coach

- T1. Stan Bengel, Ben Davis, 4
- T1. Scott Kreiger, Fort Wayne Canterbury, 4
- T1. Rick Risinger, Heritage Christian, 4**
- T4. Gary Andrews, Fort Wayne Bishop Luers, 3
- T4. Kathie Layden, Tri-Central, 3
- T6. Linda Bamrick, Indianapolis Cathedral, 2
- T6. Donna Cheatham, Scottsburg, Southwestern, 2
- T6. Jan Conner, Martinsville, 2
- T6. Roberta DeKemper, East Chicago Roosevelt, 2
- T6. Fred Fields, Huntington North, 2
- T6. Steve Goans, Evansville Mater Dei, 2**
- T6. Mark Heeter, Triton, 2
- T6. Kendall Kreinhagen, Brebeuf Jesuit, 2
- T6. Tom May, Crown Point, 2
- T6. Mike McCroskey, Kokomo, 2
- T6. Dave Miller, Fort Wayne Concordia Lutheran, 2
- T6. Pete Pritchett, Bedford North Lawrence, 2
- T6. Teri Rosinski, Fort Wayne Bishop Luers, 2
- T6. Todd Salkoski, Shenandoah, 2
- T6. Janice Soyey, Warsaw, 2
- T6. Alan Vickrey, North Central (Indianapolis), 2

IHSAA Girls Basketball State Finals Countdown to Tip-Off

Class A State Championship Game

Time of Day	Time on Clock	Activity
10:08 am ET	20:00	Warm-Up Begins
10:31 am	0:00	Presentation of the Colors and National Anthem
10:33 am	0:00	Team Introductions
10:37 am	8:00	Tip-Off

Class 2A State Championship Game

Time of Day	Time on Clock	Activity
TBD	20:00	Warm-Up Begins
	0:00	Team Introductions
TBD	8:00	Tip-Off

Class 3A State Championship Game

Time of Day	Time on Clock	Activity
5:38 pm ET	20:00	Warm-Up Begins
6:01 pm	0:00	Presentation of the Colors and National Anthem
6:03 pm	0:00	Team Introductions
6:07 pm	8:00	Tip-Off

Class 4A State Championship Game

Time of Day	Time on Clock	Activity
TBD	20:00	Warm-Up Begins
	0:00	Team Introductions
TBD	8:00	Tip-Off

HONORED TO SUPPORT
INDIANA'S GAME
AT ALL LEVELS



PROUD PARTNERS OF THE IHSAA

Pure Spirit. Pure Sport. Pure Indiana!

Class A State Finalist Team Notes

First state championship meeting between two small school powers

Team Statistical Comparison

Vincennes Rivet	Category	Oregon-Davis
36.9	FG Percentage	47.6
27.1	3-Pt. FG Percentage	31.6
58.1	FT Percentage	65.6
28.7	Rebound Average	--
53.6	Points Per Game	76.0
39.9	Points Allowed Per Game	40.5
+13.7	Points Differential	+ 35.5

Vincennes Rivet Patriots (22-4)

ICGSA Poll (Four Classes): 4th

IBCA Poll (Single Class): NR

- Vincennes Rivet playing in fifth Class A title game in six years and looking for its second state championship in four seasons.
- Patriots to face Class A #1 team for second year in a row (Fort Wayne Canterbury). First meeting with Oregon-Davis in tournament history.
- One of four schools returning from 2013 state finals (Bedford North Lawrence, Evansville Mater Dei, Fort Wayne Canterbury).
- Won 12 straight contests to reach second straight state championship game.
- Defeated three top 10 opponents in last four games - beat #6 Barr-Reeve, 59-46, to win sectional, #9 Borden, 52-41, in regional semis and #8 Jac-Cen-Del, 50-40, to win semi-state.
- 13-0 vs. other Class A schools, 5-1 vs. 2A schools, 4-3 vs. 3A schools.
- Two of Rivet's four losses have come against state finalists Heritage Christian on Dec. 28 and Evansville Mater Dei on Jan. 4.
- Patriots finished 8-0 to win Blue Chip Conference this season.
- Between Rivet and Northeast Dubois, the Blue Chip Conference has produced six consecutive 1A state finalist teams.
- Built in 1925, Rivet Gymnasium is the second oldest high school gym in the state of Indiana still in use (The Cave, Mishawaka, 1924).

Girls Basketball State Tournament History

IHSAA Member School Since: 1949

First State Tournament: 1976

State Champion: **(1)** 2011 (A)

Runner-Up: **(3)** 2009 (A), 2010 (A), 2013 (A)

State Finals Appearances: **(5)** 2009 (A), 2010 (A), 2011 (A), 2013 (A), 2014 (A)

Semi-State Champions: **(5)** 2009 (A), 2010 (A), 2011 (A), 2013 (A), 2014 (A)

Regional Champions: **(5)** 2009 (A), 2010 (A), 2011 (A), 2013 (A), 2014 (A)

Sectional Champions: **(6)** 2008 (A), 2009 (A), 2010 (A), 2011 (A), 2013 (A), 2014 (A)

School's IHSAA State Championship History (1)

Girls Basketball 2011 (A)

Oregon-Davis Bobcats (22-2)

ICGSA Poll (Four Classes): 1st

IBCA Poll (Single Class): 15th

- Oregon-Davis playing in state championship game for first time since 2007.
- Bobcats have won 10 straight games and are seeking second girls state championship in school history.
- In 2007, school became first in state history to see both boys and girls basketball teams win state title in same year.
- O-D ranks second in state in scoring at 75.96 ppg and top the state in margin of victory at 35.5 ppg.
- In #4 Rivet, Oregon-Davis will be facing its fourth top 10 opponent of the tournament. Defeated #10 Culver in the sectional, #5 West Central to win the regional and #7 Lafayette Central Catholic to win the semi-state.
- Defeated Class 4A state finalist Penn 61-52 on Dec. 26.
- 13-0 vs. other Class A schools, 2-0 vs. 2A schools, 3-0 vs. 3A schools 4-1 vs. 4A schools.

Girls Basketball State Tournament History

IHSAA Member School Since: 1963

First State Tournament: 1976

State Champion: **(1)** 2007 (A)

State Finals Appearances: **(2)** 2007 (A), 2014 (A)

Semi-State Champions: **(2)** 2007 (A), 2014 (A)

Regional Champions: **(2)** 2007 (A), 2014 (A)

Sectional Champions: **(10)** 1980, 1982, 2003 (A), 2007 (A), 2008 (A), 2009 (A), 2010 (A), 2012 (A), 2013 (A), 2014 (A)

School's IHSAA State Championship History (2)

Boys Basketball 2007 (A)

Girls Basketball 2007 (A)

Class 2A State Finalist Team Notes

Two of the decade's most dominant programs meet for the Class 2A crown

Team Statistical Comparison

Heritage Christian	Category	FW Canterbury
52.8	FG Percentage	45.5
30.2	3-Pt. FG Percentage	40.4
73.2	FT Percentage	71.5
33.3	Rebound Average	34.1
68.9	Points Per Game	76.1
40.7	Points Allowed Per Game	54.6
+28.2	Points Differential	+ 21.5

Heritage Christian Eagles (26-1)

ICGSA Poll (Four Classes): 1st

IBCA Poll (Single Class): 7th

- Heritage Christian returns to state championship game for first time since 2009 when it became second school to win four consecutive state crowns and first in 2A.
- Eagles aiming for fifth state championship in girls basketball which would equal Fort Wayne Canterbury for second-most in state history.
- Heritage Christian has reeled off 18 straight victories since its only setback, a 60-56 overtime decision to Indianapolis Bishop Chatard.
- In #3 Canterbury, Heritage Christian will be facing its second top 10 foe this tournament. Defeated #2 Indianapolis Cardinal Ritter for regional title.
- 8-0 vs. other 2A teams; 7-1 vs. 3A teams; 10-0 vs. 4A teams.
- Defeated Class A state finalist Vincennes Rivet 65-45 on Dec. 28.
- With a victory, coach Rick Risinger would win an unprecedented fifth state championship in girls basketball. He is currently tied with Ben Davis' Stan Benge and Fort Wayne Canterbury's Scott Kreiger (son of current Canterbury coach Wayne Kreiger).

Girls Basketball State Tournament History

IHSAA Member School Since: 2000

First State Tournament: 2003

State Champion: **(4)** 2006 (2A), 2007 (2A), 2008 (2A), 2009 (2A)

Runner-Up: **(1)** 2004 (2A)

State Finals Appearances: **(6)** 2004 (2A), 2006 (2A), 2007 (2A), 2008 (2A), 2009 (2A), 2014 (2A)

Semi-State Champions: **(6)** 2004 (2A), 2006 (2A), 2007 (2A), 2008 (2A), 2009 (2A), 2014 (2A)

Regional Champions: **(7)** 2004 (2A), 2006 (2A), 2007 (2A), 2008 (2A), 2009 (2A), 2013 (2A), 2014 (2A)

Sectional Champions: **(10)** 2003 (2A), 2004 (2A), 2005 (2A), 2006 (2A), 2007 (2A), 2008 (2A), 2009 (2A), 2010 (2A), 2013 (2A), 2014 (2A)

School's IHSAA State Championship History (7)

Baseball **(2)** 2009 (2A), 2010 (2A)

Girls Basketball **(4)** 2006 (2A), 2007 (2A), 2008 (2A), 2009 (2A)

Football **(1)** 2008 (2A)

Fort Wayne Canterbury Cavaliers (20-4)

ICGSA Poll (Four Classes): 3rd

IBCA Poll (Single Class): NR

- Fort Wayne Canterbury playing in third consecutive state championship game and first in 2A after moving up a class due to Tournament Success Factor.
- Cavaliers aiming for sixth state championship in girls basketball which would tie Fort Wayne Bishop Luers for most in state history.
- School is 5-0 in previous state championship games.
- One of four schools returning from 2013 state finals (Bedford North Lawrence, Evansville Mater Dei, Vincennes Rivet).
- Cavaliers leading the state for the third straight year in scoring average (76.13 ppg) and 15th in margin of victory (21.5 ppg).
- Team won a state record seventh consecutive regional championship this year following its 11th straight sectional crown.
- #1 Heritage Christian will be third top 10 opponent this tournament. Defeated #6 Hammond Bishop Noll in regional semis and #5 Tipton for semi-state crown.
- 8-0 vs. other 2A teams; 2-2 vs. 3A teams; 7-2 vs. 4A teams.
- Coach is Wayne Kreiger, in his second year as Canterbury girls coach after taking over for son Scott who became Canterbury boys coach. Was longtime Columbia City girls coach compiling 520-222 record in 34 years and taking team to 2000 3A state runner-up finish. Was inducted into the Indiana Basketball Hall of Fame in 2006.

Girls Basketball State Tournament History

IHSAA Member School Since: 1989

First State Tournament: 1994

State Champion: **(5)** 2008 (A), 2009 (A), 2010 (A), 2012 (A), 2013 (A)

State Finals Appearances: **(6)** 2008 (A), 2009 (A), 2010 (A), 2012 (A), 2013 (A), 2014 (A)

Semi-State Champions: **(6)** 2008 (A), 2009 (A), 2010 (A), 2012 (A), 2013 (A), 2014 (A)

Regional Champions: **(8)** 2004 (A), 2008 (A), 2009 (A), 2010 (A), 2011 (A), 2012 (A), 2013 (A), 2014 (A)

Sectional Champions: **(14)** 2000 (A), 2001 (A), 2002 (A), 2004 (A), 2005 (A), 2006 (A), 2007 (A), 2008 (A), 2009 (A), 2010 (A), 2011 (A), 2012 (A), 2013 (A), 2014 (A)

School's IHSAA State Championship History (10)

Girls Basketball **(5)** 2008 (A), 2009 (A), 2010 (A), 2012 (A), 2013 (A)

Boys Soccer **(5)** 1997, 1998, 2001, 2011 (A), 2012 (A)

Class 3A State Finalist Team Notes

Two-time state champion Mater Dei to face newcomer Western for 3A crown

Team Statistical Comparison

Evans. Mater Dei	Category	Western
50.7	FG Percentage	42.3
48.1	3-Pt. FG Percentage	33.5
66.3	FT Percentage	62.6
31.4	Rebound Average	--
64.2	Points Per Game	57.1
36.4	Points Allowed Per Game	35.4
+27.8	Points Differential	+ 21.7

Evansville Mater Dei Wildcats (26-1)

ICGSA Poll (Four Classes): 2nd

IBCA Poll (Single Class): 5th

- Evansville Mater Dei playing in third consecutive state championship game and first in 3A after moving up a class due to Tournament Success Factor. Team captured the last two Class 2A state titles.
- Would become fifth school in state history to win three or more consecutive state championships (Fort Wayne Bishop Luers, Fort Wayne Canterbury, Heritage Christian, Tri-Central).
- One of four schools returning from 2013 state finals (Bedford North Lawrence, Fort Wayne Canterbury, Vincennes Rivet).
- Has won 19 straight games since its only loss of the season to Roncalli on Dec. 27.
- Defeated Class A state finalist Vincennes Rivet 50-33 on Jan. 4.
- Mater Dei ranks 17th in state in scoring (64.22 ppg), 19th in points allowed (36.37 ppg) and seventh in margin of victory (27.85 ppg).
- In #6 Western, the Wildcats will face their third top 10 opponent this tournament. Defeated #4 Rushville in regional semis and #7 Madison for regional crown.
- A third girls basketball state championship would tie coach Steve Goans for fourth in tournament history.
- Champions of the Southern Indiana Conference with a 7-0 record.

Girls Basketball State Tournament History

IHSAA Member School Since: 1949

First State Tournament: 1977

State Champion: (2) 2012 (2A), 2013 (2A)

State Finals Appearances: (3) 2012 (2A), 2013 (2A), 2014 (3A)

Semi-State Champions: (3) 2012 (2A), 2013 (2A), 2014 (3A)

Regional Champions: (3) 2012 (2A), 2013 (2A), 2014 (3A)

Sectional Champions: (9) 1986, 1991, 1995, 2002 (2A), 2003 (2A), 2010 (2A), 2012 (2A), 2013 (2A), 2014 (3A)

School's IHSAA State Championship History (17)

Baseball (1) 1999 (2A)

Boys Basketball (1) 2004 (3A)

Girls Basketball (2) 2012 (2A), 2013 (2A)

Football (1) 2000 (2A)

Wrestling (12) 1986, 1995, 1996, 1997, 1998, 1999, 2000, 2001, 2002, 2003, 2006, 2007

Western Panthers (22-3)

ICGSA Poll (Four Classes): 6th

IBCA Poll (Single Class): NR

- Western playing in its first girls basketball state championship game and looking for third state championship in any sport in school history.
- Panthers claimed just their second regional championship and first semi-state title over the last two weeks.
- Third different Mid-Indiana Conference team to advance to the state finals in two seasons (Hamilton Heights and Eastern (Greentown) in 2013).
- Defensive-minded Panthers rank 14th in both points allowed (35.4 ppg) and margin of victory (21.68 ppg).
- Saturday's championship against #2 Mater Dei will be second game against a top 10 opponent this tournament. Topped #8 Benton Central for the sectional championship.
- 12-1 vs. other 3A teams this season; 2-2 vs. 4A teams.
- Champions of the Mid-Indiana Conference this season with 7-0 record.

Girls Basketball State Tournament History

IHSAA Member School Since: 1949

First State Tournament: 1976

State Finals Appearances: (1) 2014 (3A)

Semi-State Champions: (1) 2014 (3A)

Regional Champions: (2) 2012 (3A), 2014 (3A)

Sectional Champions: (6) 1979, 1980, 1981, 1989, 2012 (3A), 2014 (3A)

School's IHSAA State Championship History (2)

Baseball 2012 (3A)

Girls Golf 2001

Class 4A State Finalist Team Notes

Defending champion Bedford North Lawrence meets defensive-minded Penn in 4A

Team Statistical Comparison

Bedford NL	Category	Penn
51.1	FG Percentage	49.8
39.6	3-Pt. FG Percentage	30.3
71.9	FT Percentage	68.2
30.0	Rebound Average	--
63.7	Points Per Game	59.5
37.3	Points Allowed Per Game	33.5
+26.4	Points Differential	+ 26.0

Bedford North Lawrence Stars (26-1)

- Bedford North Lawrence returns to defend its Class 4A state championship of a year ago and is 54-1 over last two years.
- Stars aiming for the school's fourth girls basketball state championship (1983, 1991, 2013 (4A)) which would tie them for third-most in state history.
- Stars rank 18th in state in scoring average (63.7 ppg) and eighth in margin of victory (26.37).
- Saturday's game vs. #4 Penn will be third consecutive top four opponent. BNL topped #3 Columbus North for the regional championship and survived an overtime thriller against top-ranked Lawrence North for the semi-state title.
- Bedford North Lawrence avenged its only loss of the season when it beat Lawrence North 62-54 in overtime on Saturday. Lawrence North won a Jan. 10 meeting at home 59-49 ending Bedford's 41 game winning streak.
- Between 1990 and 1992, Stars girls basketball teams won 55 straight (third longest in state history) and also won 88 regular season games from 1988-1992 (most in state history).
- One of four schools returning from 2013 state finals (Evansville Mater Dei, Fort Wayne Canterbury, Vincennes Rivet).
- Champions of the Hoosier Hills Conference with 7-0 record.
- Damon Bailey, in his first year as girls head coach, is the state's career scoring leader with 3,134 points (1987-90) and led Bedford North Lawrence to the 1990 state championship. He was named Indiana Mr. Basketball that year.

ICGSA Poll (Four Classes): 2nd

IBCA Poll (Single Class): 2nd

Girls Basketball State Tournament History

IHSAA Member School Since: 1974

First State Tournament: 1976

State Champion: **(3)** 1983, 1991, 2013 (4A)

Runner-Up: **(2)** 1990, 1992

State Finals Appearances: **(6)** 1983, 1990, 1991, 1992, 2013 (4A), 2014 (4A)

Semi-State Champions: **(6)** 1983, 1990, 1991, 1992, 2013 (4A), 2014 (4A)

Regional Champions: **(11)** 1983, 1984, 1985, 1986, 1987, 1989, 1990, 1991, 1992, 2013 (4A), 2014 (4A)

Sectional Champions: **(23)** 1976, 1977, 1978, 1979, 1982, 1983, 1984, 1985, 1986, 1987, 1988, 1989, 1990, 1991, 1992, 1993, 1994, 1995, 1996, 1997, 2012 (4A), 2013 (4A), 2014 (4A)

School's IHSAA State Championship History (4)

Boys Basketball **(1)** 1990

Girls Basketball **(3)** 1983, 1991, 2013 (4A)

Penn Kingsmen (25-1)

- Penn playing in second state championship game in four years and gunning for its first girls basketball state title.
- Kingsmen have won 16 consecutive contests after winning second semi-state championship last Saturday.
- Penn trailed by as many as six points with 4:40 left in the semi-state game vs. Logansport but closed with a 15-6 run. Jessica Alexander scored six of her team-high 13 points during that final stretch.
- Penn defense rates 7th in state in points allowed (33.54 ppg) and 9th in margin of victory (26.0 ppg).
- Team's only loss this season was a 61-52 setback to Class A finalist Oregon-Davis on Dec. 26.
- Saturday night's game vs. #2 Bedford North Lawrence will be the first ranked opponent Penn has played in this year's tournament.
- Champions of the Northern Indiana Conference with 8-0 record.

ICGSA Poll (Four Classes): 4th

IBCA Poll (Single Class): 6th

Girls Basketball State Tournament History

IHSAA Member School Since: 1958

First State Tournament: 1976

Runner-Up: **(1)** 2011 (4A)

State Finals Appearances: **(2)** 2011 (4A), 2014 (4A)

Semi-State Champions: **(2)** 2011 (4A), 2014 (4A)

Regional Champions: **(6)** 1989, 1991, 1999 (4A), 2011 (4A), 2012 (4A), 2014 (4A)

Sectional Champions: **(15)** 1976, 1988, 1989, 1990, 1991, 1995, 1997, 1998 (4A), 1999 (4A), 2002 (4A), 2003 (4A), 2011 (4A), 2012 (4A), 2013 (4A), 2014 (4A)

School's IHSAA State Championship History (16)

Baseball **(3)** 1994, 1998 (4A), 2001 (4A)

Football **(5)** 1983 (4A), 1995 (5A), 1996 (5A), 1997 (5A), 2000 (5A)

Girls Golf **(4)** 1994, 2002, 2004, 2005

Boys Soccer **(1)** 1999

Softball **(1)** 1999 (3A)

Volleyball **(2)** 2010 (4A), 2011 (4A)

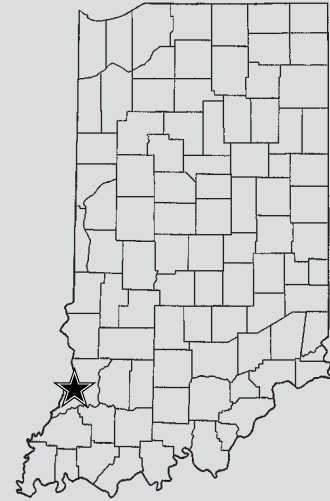


Vincennes Rivet Patriots

Class A



Front Row (left to right): Katie Donovan, Bailey Schutter, Makala Emmons, Vanessa Heinz, Carly Waggoner, Payton Meeks; Back Row: Bailey Dreiman, Bailey Niehaus, Meg Herman, Lauren Herman, Kelsey Ivers.



Team Facts

Town/City: Vincennes
 County: Knox
 Superintendent: Father David Fleck
 Principal: Janice Jones
 Athletic Director: Doug Ostendorf
 Head Coach: Tim Young
 Assistant Coaches: Sheila Herman, Brent Meeks, Charlie Waggoner, Paula Westfall, Mark Heinz
 Student Media Assistant: Cody Lowe
 Student Assistant Coach: Robbie Waggoner
 School Colors: Purple and Gold
 Conference: Blue Chip
 Enrollment: 120
 Last Year's Final Won-Loss Record: 22-5

Team Roster & Statistics

Lt.	Dk.	Name	Ht.	Gr.	Pos.	GP	FG-FGA	FG%	3FG%	FT%	APG	RPG	PPG
2	2	Payton Meeks	5-4	11	G	22	11-53	.208	.167	.700	0.4	1.2	1.6
4	4	Meg Herman	6-1	9	F	24	39-108	.361	.000	.423	0.4	2.8	3.7
5	5	Melanie Heinz	6-0	9	C	15	11-32	.344	.000	.421	0.1	1.3	2.0
10	10	Bailey Dreiman	5-4	12	G	22	68-183	.372	.289	.613	4.6	6.4	8.8
12	12	Lauren Herman	5-11	12	F	26	121-307	.394	.200	.522	1.0	6.3	11.2
14	14	Katie Donovan	5-8	10	F	25	82-192	.427	.307	.600	0.7	2.5	8.6
15	15	Makala Emmons	5-4	12	G	24	13-49	.265	.242	.571	1.0	0.8	1.6
21	21	Kelsey Ivers	5-9	10	G	17	70-168	.417	.301	.656	2.3	3.4	10.9
22	22	Carly Waggoner	5-8	11	F	26	29-91	.319	.318	.589	0.4	1.6	3.8
34	34	Bailey Schutter	5-2	11	G	8	2-10	.200	.000	.250	0.1	0.4	0.6
40	40	Vanessa Heinz	5-5	12	F	25	7-16	.438	.000	.778	0.5	1.7	0.8
44	44	Bailey Niehaus	5-9	12	F	26	63-193	.326	.310	.658	1.0	3.8	7.1

Team Totals / Percentages 520-1409 .369 .271 .581 10.8 28.7 53.6

State Finals History

State Champion: (1) 2011 (A)
 Runner-Up: (3) 2009 (A), 2010 (A), 2013 (A)
 State Finals Appearances: (5) 2009 (A), 2010 (A), 2011 (A), 2013 (A), 2014 (A)



Tim Young
 Head Coach
 7th Year (158-20)

Season Results (22-4)

11/14	at Jasper	W	44-43
11/21	North Knox	W	47-40
11/23	North Posey	W	37-34
11/27	at Washington Catholic	W	66-17
12/12	South Knox	W	52-30
12/14	at Princeton	L	36-50
12/16	at Mount Carmel (IL)	L	41-71
12/19	Evansville Memorial	W	54-50
12/21	at Shoals	W	64-28
12/27	at Vincennes Lincoln	W	48-27
12/27	Sullivan	W	75-44
12/28	Heritage Christian	L	45-65
1/02	at Mount Vernon	W	50-49
1/04	Evansville Mater Dei	L	33-50
1/13	White River Valley	W	54-50
1/16	at Loogootee	W	72-22
1/22	at Bloomfield	W	63-45
1/28	at North Central (Frmsburg)	W	52-25
1/30	Northeast Dubois	W	58-30
2/3	Barr-Reeve	W	50-43
2/7	Wood Memorial	W	66-41

Loogootee Sectional

2/15	Shoals	W	67-19
2/17	Barr-Reeve	W	59-46

West Washington Regional

2/22	Borden	W	52-41
2/22	Wood Memorial	W	56-38

Richmond Semi-State

3/1	Jac-Cen-Del	W	50-40
-----	-------------	---	-------

Vincennes Rivet Head Coach Tim Young

Name: Tim Young

Employer: AgTarget, Inc.

Occupation (If teacher, what subjects?): President

Education

College: Purdue

Year Graduated: 1981

Degree(s) / Major(s): Agriculture Economics

High School: South Knox High School

Year Graduated: 1977

Athletic Participation

Sport	Years in High School (ie:1978-82)	Years in College (ie: 1982-86)
-------	-----------------------------------	--------------------------------

Basketball	1973-1977	
------------	-----------	--

Baseball	1973-1977	
----------	-----------	--

As A High School Or College Player, Have You Ever Competed In A State Or National Championship Event In Any Sport? If Yes, Please Give Details:

Coaching Experience (Basketball Only)

Number of Years as Varsity Head Coach at Current School (ie: 5 years): 7

Actual Years as Varsity Head Coach at Current School (ie: 1997-2001): 7

Won-Loss Record as Varsity Head Coach at Current School: 158-20

Overall Varsity Head Coaching Record: 158-20

Please list below where you've coached during your career:

School	Head/Asst.	No. of Years (ie: 5)	(ie: 1992-present)
Vincennes Rivet	Head	7	2007-present
Vincennes Lincoln	Boys Freshman	9	1992-2001

Tournament Record

(As the Varsity Head Coach, list years your team won)

Sectional: 2008, 2009, 2010, 2011, 2013 and 2014

Regional: 2009, 2010, 2011, 2013 and 2014

Semi-State: 2009, 2010, 2011, 2013 and 2014

State Championship: 2014

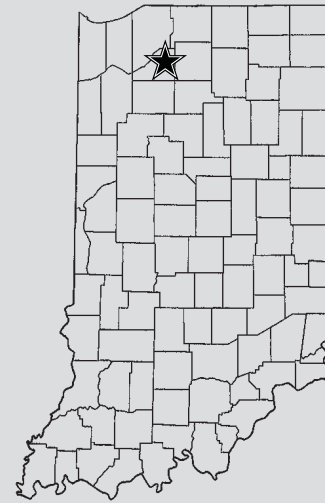
Something Interesting About You Personally or Professionally That People Might Not Know?

Oregon-Davis Bobcats

Class A



Front Row (left to right): Jackson Green (Mgr.), Ashley Clark, Kendrea Sauer, Jessica Avarone, Haley Collings, Alicia McIntosh, Ashley Campbell; Middle Row: Liz Beauchamp (Asst. Coach), Whitney Trent (Asst. Coach), Taylor Minix (Mgr.), Lexi Minix, Taylor Kranenburg, Alex Bope, Riley Trott, Madison Taylor, Caitlyn Hall, Iryland Fornelli (Mgr.), Evan Hall (Mgr.); Back Row: Allen Renz (Mgr.), Bill Fraizer (Asst. Coach), Wes Radkte (Asst. Coach), Terry Minix (Head Coach).



Team Facts

Town/City: Hamlet
 County: Starke
 Superintendent: Greg Briles
 Principal: Tim Pletcher
 Athletic Director: Greg Estok
 Asst. Athletic Director: Todd Briles
 Head Coach: Terry Minix
 Assistant Coaches: Wes Radkte, Matt Clark, Cheryl Minix, Gabi Minix, Whitney Trent, Bill Fraizer, Liz Beauchamp
 Student Managers: Allen Renz, Jackson Green, Evan Hall, Taylor Minix, Iryland Fornelli
 School Colors: Red, Black, and White
 Conference: Independent
 Enrollment: 201
 Last Year's Final Won-Loss Record: 22-4

Team Roster & Statistics

Lt.	Dk.	Name	Ht.	Gr.	Pos.	GP	FG-FGA	FG%	3FG%	FT%	APG	RPG	PPG
15	15	Taylor Kranenburg	5-11	10	F	19	17-30	.566	.181	.625	0.8	1.8	2.6
21	21	Ashley Campbell	5-6	12	G	24	108-210	.514	.342	.755	4.9	4.7	20.5
23	23	Alicia McIntosh	5-2	12	G	24	83-172	.482	.314	.632	2.8	3.4	15.8
25	25	Riley Trott	5-7	10	G	12	0-2	.000	.300	1.000	0.3	0.8	1.1
31	31	Jessica Avarone	5-10	12	G	24	47-124	.379	.251	.529	2.9	5.7	9.4
35	35	Kendra Sauer	5-7	12	G	24	44-96	.458	.000	.452	0.4	2.1	4.5
41	41	Alexandria (Lexi) Minix	5-9	10	G	24	66-130	.507	.571	.604	3.0	5.6	10.4
41	41	Madison Taylor	5-6	9	G	11	7-22	.318	.285	.400	0.3	1.0	2.0
45	45	Ashley Clark	5-4	12	G	15	2-18	.111	.000	.222	0.3	0.9	0.4
51	51	Caitlyn Hall	5-1	9	G	7	2-8	.100	.000	.000	0.0	0.7	0.6
53	53	Haley Collings	6-0	12	C	20	88-166	.518	.000	.760	0.4	7.3	11.6
55	55	Alexandria Bope	6-3	9	C	15	15-29	.517	.000	.533	0.1	2.2	2.5

Team Totals / Percentages 479-1007 .476 .316 .656 16.2 36.2 76.0

State Finals History

State Champion: (1) 2007 (A)
 State Finals Appearances: (2) 2007 (A), 2014 (A)



Terry Minix
 Head Coach
 21st Year (312-146)

Season Results (22-2)

11/19	at Westville	W	87-11
11/26	Washington Township	W	83-37
11/30	Frontier	W	90-19
12/4	at LaVille	W	90-26
12/7	SB Adams	W	74-51
12/10	North Judson	W	78-25
12/13	Knox	W	96-33
12/20	Culver Academies	W	93-37
12/26	vs. Penn	W	61-52
12/27	vs. East Chicago Central	W	88-21
12/28	at SB Washington	L	79-84
1/14	at Glenn	W	56-50
1/16	at Argos	W	63-37
1/18	vs. Benet Academy (IL)	L	59-77
1/21	at Argos	W	84-37
1/30	Triton	W	76-35
2/4	South Central (Union Mills)	W	76-55
2/6	Elkhart Central	W	79-30

Triton Sectional

2/11	South Central (Union Mills)	W	73-55
2/14	Culver Community	W	67-41
2/15	Triton	W	62-40

Caston Regional

2/22	Morgan Township	W	83-50
2/22	West Central	W	60-22

Crown Point Semi-State

3/1	Lafayette Central Catholic	W	67-46
-----	----------------------------	---	-------

Oregon-Davis Head Coach Terry Minix

Name: Terry Minix

Employer: Woolf Distributing

Occupation (If teacher, what subjects?): Sales

Education

College: Bethel

Year Graduated:

Degree(s) / Major(s):

High School: Oregon-Davis High School

Year Graduated:1980

Athletic Participation

Sport	Years in High School (ie:1978-82)	Years in College (ie: 1982-86)
Basketball	1976-1980	1980-1982
Baseball	1976-1980	
Track	1976-1980	

As A High School Or College Player, Have You Ever Competed In A State Or National Championship Event In Any Sport? If Yes, Please Give Details:

Coaching Experience (Basketball Only)

Number of Years as Varsity Head Coach at Current School (ie: 5 years): 23yrs

Actual Years as Varsity Head Coach at Current School (ie: 1993-present): 21yrs

Won-Loss Record as Varsity Head Coach at Current School:311-146

Overall Varsity Head Coaching Record:311-146

Please list below where you've coached during your career:

School	Head/Asst.	No. of Years (ie: 5)	(ie: 1992-present)
Oregon-Davis	Head	21	1993-Present
Oregon-Davis	Asst	2	1991-1992

Tournament Record

(As the Varsity Head Coach, list years your team won)

Sectional: 2003,2007,2008,2009,2010,2012,2013,2014

Regional: 2007,2014

Semi-State: 2007, 2014

State Championship: 2007

Something Interesting About You Personally or Professionally That People Might Not Know?

Over the course of 20+ years of coaching, so many of my players have gone on to accomplish great things. As a coach, I try to not only teach Xs and Os, but also life lessons: teamwork, determination, overcoming adversity, and being part of something much bigger than yourself. The most rewarding aspect of coaching for me is catching up with past players to continue to share in the next chapter of their lives. Looking into the stands and seeing so many Lady Cat alumni cheering on our team is a feeling that cannot be described. No one story has ever stood out over another until last weekend, when I realized that I would now have the opportunity to coach all three of my daughters in a state championship game. I am truly humbled with all the blessings the sport of basketball has brought to my family and me.

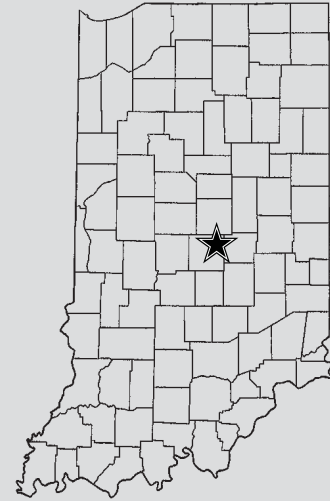


Heritage Christian Eagles

Class 2A



Front Row (left to right): Mallory Qualls, Kendall Clark, Reyna Williams, Joely Pinkston, Tyasha Harris, Peyton Fallis, Sydney Hall, Ellie Perkins, Katerina Myers; Back Row: Ron Young (Asst. Coach), Matthew Hollingsworth (Statistician), Natalie Orr, Anna VanderMeer, Hannah Williams, Darby Foresman, Stephanie Roach (Asst. Coach), Allison Schofield, Taylor Hall, Christy Deaton (Asst. Coach), Rick Risinger (Head Coach).



Team Facts

Town/City: Indianapolis
 County: Marion
 Superintendent: Jeff Freeman
 Principal: Jerry Stayton
 Athletic Director: Michelle York
 Asst. Athletic Directors: Kiel Atkinson, Lindsay Alger
 Head Coach: Rick Risinger
 Assistant Coaches: Ron Young, Stephanie Roach, Christy Deaton
 Statistician: Matthew Hollingsworth
 School Colors: Royal Blue and White
 Conference: Independent
 Enrollment: 415
 Last Year's Final Won-Loss Record: 24-3

Team Roster & Statistics

Lt.	Dk.	Name	Ht.	Gr.	Pos.	GP	FG-FGA	FG%	3FG%	FT%	APG	RPG	PPG
3	3	Mallory Qualls	5-4	11	G	5	1-4	.250	.000	.500	0.0	0.2	0.6
5	5	Reyna Williams	5-6	9	G	13	7-21	.330	.000	1.00	0.5	0.6	1.2
11	11	Joely Pinkston	5-7	10	G	24	22-52	.423	.500	.682	1.1	0.8	3.0
13	13	Katerina Myers	5-3	12	G	7	2-10	.200	.000	1.00	0.1	0.3	0.9
15	15	Kendall Clark	5-8	9	G	7	0-3	.000	.000	.000	0.1	0.7	0.0
20	20	Ellie Perkins	5-4	11	G	13	4-10	.400	.000	1.00	0.0	1.1	0.8
21	21	Hannah Williams	5-9	9	G	17	8-24	.333	.500	.750	0.4	0.9	1.8
22	22	Natalie Orr	5-10	12	G	26	61-113	.540	.077	.720	1.3	4.0	6.2
23	23	Peyton Fallis	5-10	11	F	26	66-134	.493	.211	.743	2.0	2.8	8.5
24	24	Darby Foresman	6-3	10	F	16	96-167	.575	.000	.686	1.2	6.1	13.5
33	33	Anna VanderMeer	6-1	9	F	10	2-7	.286	.000	.500	0.2	1.6	0.6
42	42	Sydney Hall	5-6	11	G	26	73-125	.584	.209	.745	3.3	3.5	9.4
44	44	Allison Schofield	5-10	11	F	24	36-79	.456	.434	.860	1.6	2.1	8.9
52	52	Tyasha Harris	5-10	10	G	26	144-236	.610	.438	.732	4.0	4.4	15.8
55	55	Taylor Hall	5-10	10	F	26	74-144	.514	.351	.593	1.1	4.2	7.8

Team Totals / Percentages 596-1129 .528 .303 .732 16.9 33.3 68.9

State Finals History

State Champion: (4) 2006 (2A), 2007 (2A), 2008 (2A), 2009 (2A)

Runner-Up: (1) 2004 (2A)

State Finals Appearances: (6) 2004 (2A), 2006 (2A), 2007 (2A), 2008 (2A), 2009 (2A), 2014 (2A)



Rick Risinger
 Head Coach
 9th Year (202-37)

Season Results (26-1)

11/12	at Indpls. Northwest	W	72-12
11/16	FW Bishop Luers	W	73-60
11/19	at Columbus East	W	69-49
11/23	vs. Concord	W	64-29
11/23	at Northfield	W	70-33
11/25	Warren Central	W	79-49
12/3	Brebuef Jesuit	W	90-36
12/7	at FW Concordia Lutheran	W	61-53
12/13	Indpls. Bishop Chatard	L	56-60
12/17	at New Castle	W	55-42
12/21	Indpls. Cathedral	W	63-36
12/27	vs. Pike Central	W	81-37
12/28	vs. Corydon Central	W	72-44
12/28	vs. Vincennes Rivet	W	65-45
1/4	Pike	W	53-40
1/11	at Lawrence Central	W	89-46
1/14	Indpls. Crispus Attucks	W	75-28
1/16	vs. Indpls. Cathedral	W	74-52
1/17	vs. Indpls. Bishop Chatard	W	65-51
1/24	Terre Haute North	W	76-41
1/30	Rushville	W	50-41

Indianapolis Howe Sectional

2/11	Indpls. Shortridge	W	82-49
2/13	Indpls. Howe	W	81-28
2/15	Indpls. Scecina	W	84-23

Speedway Regional

2/22	Monrovia	W	58-38
2/22	Indpls. Cardinal Ritter	W	56-38

Richmond Semi-State

3/1	North Knox	W	48-38
-----	------------	---	-------

Heritage Christian Head Coach Rick Risinger

Name: Rick Risinger

Employer: retired

Occupation (If teacher, what subjects?):

Education

College: Purdue University

Year Graduated:1973

Degree(s) / Major(s): Business Management

High School: Richmond HS

Year Graduated: 1969

Athletic Participation

Sport	Years in High School (ie:1978-82)	Years in College (ie: 1982-86)
Basketball	1966-1969	1969-1973

As A High School Or College Player, Have You Ever Competed In A State Or National Championship Event In Any Sport? If Yes, Please Give Details: No

Coaching Experience (Basketball Only)

Number of Years as Varsity Head Coach at Current School (ie: 5 years): 9

Actual Years as Varsity Head Coach at Current School (ie: 1997-2001): 9

Won-Loss Record as Varsity Head Coach at Current School: 202-37

Overall Varsity Head Coaching Record:202-37

Please list below where you've coached during your career:

School	Head/Asst.	No. of Years (ie: 5)	(ie: 1992-present)
Heritage Christian	Head	9	2006-present

Tournament Record

(As the Varsity Head Coach, list years your team won)

Sectional: 2006, 07, 08, 09, 10, 13, 14

Regional: 2006, 07, 08, 09, 13, 14

Semi-State: 2006, 07, 08, 09, 14

State Championship: 2006, 07, 08, 09

Something Interesting About You Personally or Professionally That People Might Not Know?

Indiana All-Star 1969

Favorite music artist is Pitbull

Fort Wayne Canterbury Cavaliers

Class 2A



Front Row (left to right): Alexa Habig, Mason VanHouten; Middle Row: Celeste Marshall, Adrienne Guyton, Claire Rorick, Darby Maggard, Ginesha Robinson; Back Row: Jennie Crandal (Asst. Coach), Emma Hyndman, Katherine Smith, Wayne Kreiger (Head Coach), Katie Haines, Kindell Fincher, Tonya Burns-Cohrs (Asst. Coach).



Team Roster & Statistics

Lt.	Dk.	Name	Ht.	Gr.	Pos.	GP	FG-FGA	FG%	3FG%	FT%	APG	RPG	PPG
3	3	Darby Maggard	5-5	11	G	24	235-484	.485	.421	.877	6.0	2.5	20.8
4	4	Ginesha Robinson	5-3	9	G	24	4-16	.250	.400	.000	0.0	0.5	0.3
5	5	Mason VanHouten	5-7	9	G	24	115-231	.498	.472	.778	0.8	2.1	8.4
11	11	Adrienne Guyton	5-3	10	G	24	2-12	.167	.000	.500	0.0	0.4	0.3
12	12	Rachel Hoagburg	5-7	12	G	24	7-47	.149	.067	.778	0.5	0.8	0.8
14	14	Alexa Habig	5-7	10	F	24	48-129	.372	.385	.484	0.7	2.5	3.8
15	15	Celeste Marshall	5-5	11	F	24	3-13	.231	.250	.500	0.1	0.2	0.3
21	21	Emma Hyndman	5-9	12	C	24	20-48	.417	.000	.538	0.7	3.9	2.0
23	23	Kindell Fincher	5-10	12	F	24	258-541	.477	.388	.716	2.7	9.4	25.8
35	35	Claire Rorick	5-11	10	C	24	7-22	.317	.000	.250	0.0	1.0	0.7
40	40	Katie Haines	5-11	12	C	24	9-27	.333	.000	.500	0.1	2.0	0.8
50	50	Katherine Smith	6-2	11	C	24	102-208	.490	.400	.692	0.3	8.8	12.3
Team Totals / Percentages						810	-1778	.455	.404	.715	11.9	34.1	76.3

State Finals History

State Champion: (5) 2008 (A), 2009 (A), 2010 (A), 2012 (A), 2013 (A)
 State Finals Appearances: (6) 2008 (A), 2009 (A), 2010 (A), 2012 (A), 2013 (A), 2014 (2A)



Wayne Kreiger
Head Coach
2nd Year (45-7)

Team Facts

Town/City: Fort Wayne
 County: Allen
 Headmaster: Jonathon Hancock
 High School Director: Bob Schantz
 Athletic Director: Ken Harkenrider
 Asst. Athletic Director: Kevin Vander Akker
 Head Coach: Wayne Kreiger
 Assistant Coaches: Jim Brickley, Tonya Burns-Cohrs, Jennie Crandal
 School Colors: Royal Blue and White
 Conference: Independent
 Enrollment: 357
 Last Year's Final Won-Loss Record: 25-3

Season Results (20-4)

11/16	FW Wayne	W	83-61
11/19	at Marion	W	87-67
11/23	vs. FW Northrop	W	60-40
11/23	at FW Snider	W	69-59
12/2	Northfield	W	80-49
12/7	at FW South Side	L	60-78
12/10	Lakewood Park Christian	W	79-29
12/20	at FW Blackhawk Christian	W	74-33
12/21	Gary West Side	W	80-69
1/4	at Triton Central	W	91-67
1/11	FW Bishop Luers	L	87-96
1/14	at FW Bishop Dwenger	W	98-67
1/18	at FW Concordia Lutheran	L	65-71
1/21	FW North Side	W	64-19
1/24	vs. Lake Forest Acad. (IL)	W	73-49
1/25	at Culver Academies	W	76-60
1/31	Hamilton Southeastern	W	78-46
2/7	at Mt. Vernon (Fortville)	L	48-62
Bluffton Sectional			
2/12	Adams Central	W	78-22
2/14	Churubusco	W	82-46
2/15	Woodlan	W	83-40
Rensselaer Central Regional			
2/22	Hammond Bishop Noll	W	76-64
2/22	Westview	W	77-52
Warsaw Semi-State			
3/1	Tipton	W	79-65

Fort Wayne Canterbury Head Coach Wayne Kreiger

Name: Wayne Kreiger
Employer: Canterbury
Occupation (If teacher, what subjects?):

Education

College: Manchester (B.S.) Ball State (Masters)
Year Graduated:1964/1968
Degree(s) / Major(s):Business Education/Health & Physical Education
High School: Huntington Township
Year Graduated:1960

Athletic Participation

Sport	Years in High School (ie:1978-82)	Years in College (ie: 1982-86)
Basketball	1956-60	1961
Baseball	1956-1960	
Track	1956-1960	

As A High School Or College Player, Have You Ever Competed In A State Or National Championship Event In Any Sport? If Yes, Please Give Details:

Coaching Experience (Basketball Only) 44

Number of Years as Varsity Head Coach at Current School (ie: 5 years): 2
Actual Years as Varsity Head Coach at Current School (ie: 1997-2001): 2012-14
Won-Loss Record as Varsity Head Coach at Current School: 46-6
Overall Varsity Head Coaching Record: 590-231

Please list below where you've coached during your career:

School	Head/Asst.	No. of Years (ie: 5)	(ie: 1992-present)
Columbia City	35/5	40	1970-2010
FW Canterbury	2/2	4	2011-present

Tournament Record

(As the Varsity Head Coach, list years your team won)
Sectional: 1980-1992, 1995, 1997, 2000, 2013, 2014
Regional: 1981-1983, 1987, 1989, 19990, 1997, 2000, 2013, 2014
Semi-State: 2000, 2013, 2014
State Championship: 2013

Something Interesting About You Personally or Professionally That People Might Not Know?

Inducted into the IN Basketball Hall of Fame in 2006.

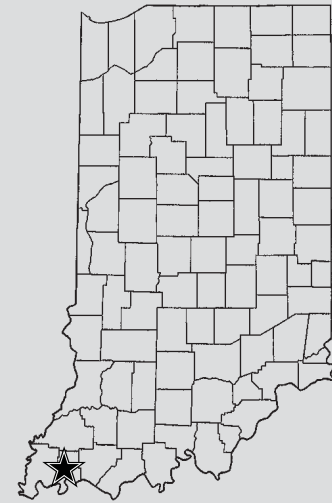


Evansville Mater Dei Wildcats

Class 3A



Front Row (left to right): Meredith Daunhauer, Katelyn Buettel, Maura Muensterman, Ashlynn Spahn, Ali Spahn, Laura Greenwell (Asst. Coach), Megan Reker (Mgr.); Back Row: Steve Goans (Head Coach), Grace McCann, Haley Wulff, Kaleigh Maier, Julie Kelley, Hannah Ubelhor, Terry Muensterman (Asst. Coach), Tori Schickel, Megan Farny, Steve Spahn (Asst. Coach), Joel Buettel (Asst. Coach); Not Pictured: Zoe Braker (Mgr).



Team Facts

Town/City: Evansville
 County: Vanderburgh
 Superintendent: Daryl Hagan
 Principal: Chris Tanner
 President: Tim Dickel
 Athletic Director: Joe Herrmann
 Head Coach: Steve Goans
 Assistant Coaches: Terry Muensterman, Steve Spahn, Laura Greenwell, Joel Buettel
 Student Managers: Megan Reker, Zoe Braker
 School Colors: Red and Gold
 Conference: Southern Indiana Athletic
 Enrollment: 508
 Last Year's Final Won-Loss Record: 28-2

Team Roster & Statistics

Lt.	Dk.	Name	Ht.	Gr.	Pos.	GP	FG-FGA	FG%	3FG%	FT%	APG	RPG	PPG
3	3	Katelyn Buettel	5-3	11	G	27	40-92	.435	.200	.500	1.9	1.6	3.4
5	5	Ali Spahn	5-5	9	G	27	28-63	.444	.333	.400	2.0	1.0	2.3
11	11	Meredith Daunhauer	5-7	11	G	27	62-144	.431	.167	.414	0.8	1.2	5.2
12	12	Ashlynn Spahn	5-3	12	G	13	5-11	.455	.440	.667	1.3	0.8	3.7
15	15	Haley Wulff	5-9	10	F	17	2-8	.250	.000	.333	0.0	0.2	0.3
21	21	Hannah Ubelhor	5-9	11	F	27	56-128	.438	.000	.659	0.8	5.1	5.4
22	22	Megan Farny	5-8	11	F/C	22	8-25	.320	.000	.714	0.1	1.0	1.0
24	24	Grace McCann	5-6	9	G	10	1-9	.111	.000	.333	0.2	0.4	0.3
31	31	Maura Muensterman	6-0	12	GW	27	153-278	.550	.524	.875	8.5	7.3	22.7
32	32	Julie Kelley	5-9	11	F	26	47-92	.511	.000	.400	0.3	2.5	4.2
33	33	Tori Schickel	6-2	11	C	27	178-293	.608	.000	.679	0.8	11.2	17.3
34	34	Kaleigh Maier	5-8	10	F	7	1-2	.500	.000	.000	0.0	0.8	0.3

Team Totals / Percentages 581-1145 .507 .481 .663 15.9 31.4 63.4

State Finals History

State Champion: (2) 2012 (2A), 2013 (2A)
 State Finals Appearances: (3) 2012 (2A), 2013 (2A), 2014 (3A)



Steve Goans
 Head Coach
 16th Year (207-121)

Season Results (26-1)

11/19	at Southridge	W	55-25
11/23	Vincennes Lincoln	W	79-38
11/26	at Forest Park	W	64-29
12/2	at Boonville	W	70-20
12/04	Evansville Reitz	W	86-25
12/11	at Evansville North	W	63-33
12/19	North Posey	W	67-48
12/27	vs. Roncalli	L	59-71
12/28	vs. Milwaukee Rufus King (WI)	W	84-61
1/4	at Vincennes Rivet	W	50-33
1/8	at Evansville Harrison	W	56-41
1/11	at Jasper	W	54-27
1/14	Evansville Memorial	W	56-28
1/16	vs. Castle	W	60-38
1/18	vs. Evansville Central	W	73-43
1/23	at Evansville Memorial	W	69-35
1/24	Evansville Central	W	67-41
1/27	Heritage Hills	W	72-33
1/30	at Evansville Bosse	W	70-20
2/3	Mount Vernon	W	56-28
2/6	Castle	W	60-32
Boonville Sectional			
2/11	Mt. Vernon (Posey)	W	64-40
2/15	Evansville Bosse	W	53-41
2/15	Evansville Memorial	W	58-28
Jasper Regional			
2/22	Rushville	W	62-34
2/22	Madison	W	54-45
Bedford North Lawrence Semi-State			
3/1	Indpls. Bishop Chatard	W	73-45

Evansville Mater Dei Head Coach Steve Goans

Name: Steve Goans
Employer: Novitex
Occupation (If teacher, what subjects?): Receiving

Education

College: IndianaState University Evansville (Now USI)
Year Graduated:
Degree(s) / Major(s):
High School: Mater Dei High School
Year Graduated: 1976

Athletic Participation

Sport	Years in High School (ie:1978-82)	Years in College (ie: 1982-86)
Basketball	1972-1976	
Baseball	1972-1976	1977-1978

As A High School Or College Player, Have You Ever Competed In A State Or National Championship Event In Any Sport? If Yes, Please Give Details: No

Coaching Experience (Basketball Only)

Number of Years as Varsity Head Coach at Current School (ie: 5 years): 16 Years
Actual Years as Varsity Head Coach at Current School (ie: 1997-2001): 1979-1988 and 2008-2014
Won-Loss Record as Varsity Head Coach at Current School: 207-121
Overall Varsity Head Coaching Record: 207-121

Please list below where you've coached during your career:

School	Head/Asst.	No. of Years (ie: 5)	(ie: 1992-present)
Evansville Mater Dei	Head	16 Years	1979-1988 and 2008-2014

Tournament Record

(As the Varsity Head Coach, list years your team won)

Sectional: 1986, 2010, 2012, 2013, 2014

Regional: 2012, 2013, 2014

Semi-State: 2012, 2103, 2014

State Championship: 2012, 2013

Something Interesting About You Personally or Professionally That People Might Not Know?

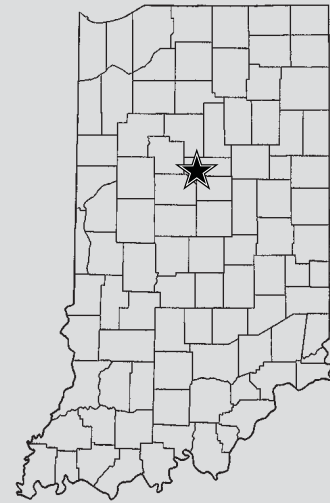
I am expecting my first grandchild sometime during this State Championship week

Western Panthers

Class 3A



Front Row (left to right): Melanie Sullivan (Mgr.), Caitlyn O'Neal, Kiersten Durbin, Raven Black, Siera Daniel, Jessica Givens, Kaysie Mulkey, Carley O'Neal, Natalie Newlin (Mgr.);
 Back Row: Chris Keisling (Head Coach), Bryce Campbell (Statistician), Brooklynn Campbell, Clair Lechner, Hayley Mills, Kaylee Penning, Sarah Connolly, Adam Morelock (Asst. Coach), Kirby Brooker (JV Coach), Braedon Cannon (Statistician). Not Pictured: Cheri Helmberger (Asst. Coach).



Team Facts

Town/City: Russiaville
 County: Howard
 Superintendent: Randy McCracken
 Principal: Rick Davis
 Athletic Director: Josh Larsh
 Head Coach: Chris Keisling
 Assistant Coaches: Adam Morelock, Cheri Helmberger, Kirby Booker
 Student Managers: Natalie Newlin, Melanie Sullivan
 Statisticians: Braedon Cannon, Bryce Campbell
 School Colors: Black and White
 Conference: Mid-Indiana
 Enrollment: 803
 Last Year's Final Won-Loss Record: 19-5

Team Roster & Statistics

Lt.	Dk.	Name	Ht.	Gr.	Pos.	GP	FG-FGA	FG%	3FG%	FT%	APG	RPG	PPG
10	10	Sarah Connolly	5-4	10	G	18	20-43	.465	.200	.364	0.3	0.7	2.5
12	12	Kiersten Durbin	5-5	12	G	24	67-182	.368	.301	.707	1.2	1.7	7.7
14	14	Jessica Givens	5-9	12	G/F	24	54-165	.327	.309	.606	2.3	4.4	6.8
20	20	Caitlyn O'Neal	5-5	12	G	24	95-217	.438	.325	.733	2.4	2.8	10.3
22	22	Carley O'Neal	5-5	12	G	24	119-239	.498	.422	.705	3.1	3.0	13.5
24	24	Siera Daniel	6-2	12	C	18	23-68	.338	.000	.419	0.2	4.1	3.3
30	30	Kaylee Penning	5-7	10	F	11	3-13	.231	.000	.000	0.2	0.9	0.6
32	32	Brooklynn Campbell	5-4	9	G	15	20-46	.435	.333	.600	0.2	0.4	3.5
34	50	Hayley Mills	5-11	10	F	15	14-44	.318	.000	.214	0.3	2.3	2.1
40	40	Clair Lechner	5-9	10	G/F	12	5-12	.417	.000	.000	0.5	0.8	0.8
42	42	Kaysie Mulkey	5-8	12	F/C	21	19-30	.633	.000	.833	0.2	0.8	2.1
44	44	Raven Black	5-11	12	F	22	82-170	.482	.167	.670	2.0	5.8	10.2
50	54	Jessie Harding	5-8	10	F	3	1-5	.200	.000	.000	0.0	1.0	0.7

Team Totals / Percentages 522-1234 .423 .335 .626 12.9 28.7 55.8

State Finals History

First Appearance



Chris Keisling
 Head Coach
 3rd Year (60-15)

Season Results (22-3)

11/12	at West Lafayette	W	47-37
11/16	at Frankfort	W	44-33
11/22	at Peru	W	52-32
11/26	Northwestern	W	55-28
12/2	Taylor	W	52-21
12/5	North Miami	W	68-29
12/10	at Kokomo	W	40-21
12/13	at Eastern (Greentown)	W	80-36
12/18	Lebanon	L	50-58
12/27	vs. Indpls. Cathedral	W	38-26
12/28	vs. Logansport	L	47-60
12/28	vs. Carroll (Flora)	W	61-41
1/15	at Hamilton Heights	W	61-43
1/22	at Eastern(Greentown)	W	87-33
1/29	at Taylor	W	67-28
1/30	Tri-Central	W	95-60
2/1	Maconaquah	W	106-21
2/3	at Cass	W	50-27
2/6	at Indpls. Cathedral	L	39-49

Western Sectional

2/12	Maconaquah	W	52-20
2/14	Northwestern	W	59-40
2/15	Benton Central	W	43-33

Rochester Regional

2/22	South Bend St. Joseph	W	47-43
2/22	Kanakee Valley	W	46-35

Warsaw Semi-State

3/1	Norwell	W	41-31
-----	---------	---	-------

Western Head Coach Chris Keisling

Name: Chris Keisling

Employer:

Occupation (If teacher, what subjects?): Industrial Technology/Project Lead The Way

Education

College: Ball State University

Year Graduated: 1985

Degree(s) / Major(s): BS Industrial Technology Education, MA Secondary Education

High School: North Miami

Year Graduated: 1982

Athletic Participation

Sport Years in High School (ie:1978-82) Years in College (ie: 1982-86)

Basketball 1978-82

Baseball 1979-81

As A High School Or College Player, Have You Ever Competed In A State Or National Championship Event In Any Sport? If Yes, Please Give Details:

Coaching Experience (Basketball Only)

Number of Years as Varsity Head Coach at Current School (ie: 5 years): 3 years

Actual Years as Varsity Head Coach at Current School (ie: 1997-2001): 2011 - Present

Overall Varsity Head Coaching Record: 145 - 62

Please list below where you've coached during your career:

School	Head/Asst.	No. of Years (ie: 5)	(ie: 1992-present)
Western (Girls)	Head	3	2011 - present
Northfield (Boys)	Head	3	1995 - 1998
Tri-County (Boys)	Head	3	1991 - 1995
Delta	Asst.	2	1989 - 1991
Eastern	Asst.	1	1988 - 1989

Tournament Record

(As the Varsity Head Coach, list years your team won)

Sectional: 1993, 1997, 2012, 2014

Regional: 2012, 2014

Semi-State:

State Championship:

Something Interesting About You Personally or Professionally That People Might Not Know?



Bedford North Lawrence Stars

Class 4A



Front Row (left to right): Sammy Dillman, Loren Bailey, Alexa Bailey, Abbie Price, Emily Riley, Kennedy Wall;
 Middle Row: Patricia Garland, Whitney Wilson, Lauren Boshears, Dominique McBryde, Jenna Allen, Kaitlyn Poole,
 Erin Bradley, Brittani Rizzi, Callie Schulenburg; Back Row: Allen Lewis (Mgr.), Mandy Harrell (Asst. Coach),
 Jeff Allen (Asst. Coach), Damon Bailey (Head Coach), D.J. Horton (Asst. Coach), Brett Holtz (Asst. Coach).



Team Roster & Statistics

Lt.	Dk.	Name	Ht.	Gr.	Pos.	GP	FG-FGA	FG%	3FG%	FT%	APG	RPG	PPG
2	2	Kennedy Wall	5-3	12	G	23	13-42	.310	.273	.727	0.5	1.0	1.7
3	3	Lauren Boshears	5-8	12	F	24	16-56	.286	.294	.667	0.4	1.2	1.7
11	11	Sammy Dillman	5-6	12	G	27	66-132	.500	.427	.778	3.8	1.7	7.1
12	12	Whitney Wilson	5-6	12	G	27	32-76	.421	.354	.735	1.1	1.4	3.9
20	20	Dominique McBryde	6-2	11	F	27	162-276	.587	.222	.692	3.2	6.7	15.2
21	21	Erin Bradley	5-7	10	F	21	6-17	.353	.000	.467	0.2	0.8	1.0
22	22	Alexa Bailey	5-7	11	G	27	74-158	.468	.320	.714	4.2	2.9	8.2
23	23	Brittani Rizzi	5-7	12	G	27	79-173	.457	.463	.727	2.5	1.6	8.9
24	24	Loren Bailey	5-3	10	F	21	3-10	.300	.000	.500	0.2	0.5	0.4
30	30	Emily Riley	5-4	12	F	16	0-7	.000	.000	.500	0.0	0.2	0.1
32	32	Abbie Price	5-6	10	F	21	0-0	.000	.000	.000	0.0	0.0	0.0
33	33	Jenna Allen	6-3	11	C	27	163-247	.660	.000	.814	0.7	8.6	15.0
50	50	Kaitlyn Poole	6-0	10	C	20	9-22	.409	.000	.333	0.1	1.3	1.1

Team Totals / Percentages 627-1227 .511 .719 .396 17.0 30.0 63.7

State Finals History

State Champion: (3) 1983, 1991, 2013 (4A)
 Runner-Up: (2) 1990, 1992
 State Finals Appearances: (6) 1983, 1990, 1991, 1992,
 2013 (4A), 2014 (4A)



Damon Bailey
 Head Coach
 1st Year (26-1)

Team Facts

Town/City: Bedford
 County: Lawrence
 Superintendent: Gary Conner
 Principal: Roger Dean
 Athletic Director: Jeff Callahan
 Asst. Athletic Directors: D.J. Horton, Dustin George
 Head Coach: Damon Bailey
 Assistant Coaches: Jeff Allen, Brett Holtz, Mandy Harrell, D.J. Horton, Mike Dowell
 Student Managers: Allen Lewis, Callie Schulenburg, Patricia Garland, Kaleb Figg, Cody Martin
 School Colors: Red, White, and Blue
 Conference: Hoosier Hills
 Enrollment: 1,650
 Last Year's Final Won-Loss Record: 28-0

Season Results (26-1)

11/16	Mitchell	W	77-24
11/19	at Mooresville	W	49-35
11/23	Jeffersonville	W	68-36
11/29	Corydon Central	W	75-23
11/30	at Kettering Fairmont (OH)	W	53-40
12/3	at Jennings County	W	74-34
12/12	Martinsville	W	56-30
12/17	at New Albany	W	60-44
12/21	Madison	W	73-28
12/27	vs. Pike	W	57-35
12/27	vs. Homestead	W	64-39
1/4	Jasper	W	64-24
1/4	Castle	W	60-36
1/10	at Lawrence North	L	49-59
1/14	Columbus East	W	71-29
1/18	Floyd Central	W	60-43
1/23	at North Harrison	W	71-32
1/30	at Bloomington North	W	49-30
2/1	at FW South Side	W	49-28
2/8	Bloomington South	W	60-42
2/8	at Seymour	W	68-38
Jennings County Sectional			
2/11	Floyd Central	W	65-39
2/15	Jennings County	W	92-61
2/15	Jeffersonville	W	70-36
Columbus North Regional			
2/22	Castle	W	56-35
2/22	Columbus North	W	68-54
Bedford North Lawrence Semi-State			
3/1	Lawrence North	(OT)W	62-54

Bedford North Lawrence Head Coach Damon Bailey

Name: Damon Bailey
Employer: Hawkins Bailey Warehouse
Occupation (If teacher, what subjects?):

Education

College: Indiana University
Year Graduated: 1994
Degree(s) / Major(s): History
High School: Bedford North Lawrence
Year Graduated: 1990

Athletic Participation

Sport	Years in High School (ie:1978-82)	Years in College (ie: 1982-86)
Basketball	1987-1990	1990-1994

As A High School Or College Player, Have You Ever Competed In A State Or National Championship Event In Any Sport? If Yes, Please Give Details: Basketball: IHSAA State Champions in 1990

Coaching Experience (Basketball Only)

Number of Years as Varsity Head Coach at Current School (ie: 5 years): First year as head coach
Actual Years as Varsity Head Coach at Current School (ie: 1997-2001): 2013-14
Won-Loss Record as Varsity Head Coach at Current School: 26-1
Overall Varsity Head Coaching Record: 26-1

Please list below where you've coached during your career:

School	Head/Asst.	No. of Years (ie: 5)	(ie: 1992-present)
Bedford North Lawrence	Assistant	4	2009-2013
Bedford North Lawrence	Head Coach	1	2013-14
Bedford North Lawrence	Head Coach (Boys)	2	2005-2007

Tournament Record

(As the Varsity Head Coach, list years your team won)

Sectional: 2013-14

Regional: 2013-14

Semi-State: 2013-14

State Championship:

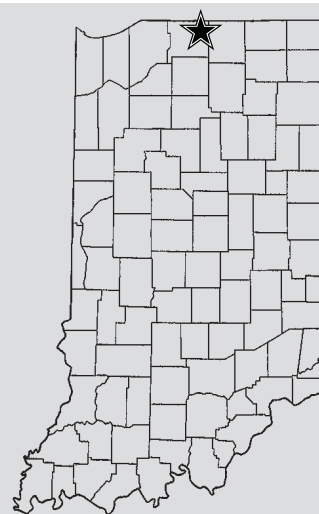
Something Interesting About You Personally or Professionally That People Might Not Know?

Penn Kingsmen

Class 4A



Front Row (left to right): Delaney Jarrett, Kaitlyn Marenyi, Kamra Solomon, Jessi Alexander, Lauren Ellenberger, Claire Carlton, Corrine Operacz, Lacey Milcherska (Mgr.), Leah Weaver, Elli Mott, Ty Taylor;
 Back Row: Lindsay Harroff (Asst. Coach), Kristi Kaniewski Ulrich (Head Coach), Amber Smith, Kelsie Knapp, Lindsay Chrise, Camryn Buhr, Caroline Buhr, Maya Solomon, Casey Morton, Caitlin Stablefelt, Kali Beatty (Mgr.), Cathrine Karkiewicz, Claire Fredrick, Sarah Parcell, Lindsay Kline, Jazmyne Geist, Casey Moore, Kerri Lines (Asst. Coach), Hassan Abdullah (Asst. Coach).



Team Facts

Town/City: Mishawaka
 County: St. Joseph
 Superintendent: Dr. Jerry Thacker
 Principal: Steve Hope
 Athletic Director: Ben Karasiak
 Asst. Athletic Director: Bridget Williams
 Head Coach: Kristi Kaniewski Ulrich
 Assistant Coaches: Hassan Abdullah, Kerri Lines, Lindsay Harroff
 Student Managers: Kali Beatty, Lacey Milcherska
 School Colors: Black, Gold, and White
 Conference: Northern Indiana
 Enrollment: 3,600
 Last Year's Final Won-Loss Record: 19-5

Team Roster & Statistics

Lt.	Dk.	Name	Ht.	Gr.	Pos.	GP	FG-FGA	FG%	3 FG	FT%	APG	RPG	PPG
10	10	Kaitlyn Marenyi	5-8	10	G	24	45-99	.454	.363	.568	2.4	2.0	7.0
12	12	Lindsay Kline	5-5	9	G	14	5-13	.384	.286	.333	0.3	0.6	1.3
14	14	Lauren Ellenberger	5-4	11	G	26	55-92	.597	.295	.686	2.5	2.3	7.1
20	20	Maya Solomon	5-7	12	F	0	0-0	.000	.000	.000	0.0	0.0	0.0
22	22	Jessi Alexander	5-9	12	G/F	25	76-152	.500	.315	.700	2.4	4.8	9.8
24	24	Caroline Buhr	6-1	12	F	26	111-217	.512	.000	.786	1.5	5.7	11.2
30	30	Casey Morton	5-10	11	G	24	19-48	.395	.341	.703	0.3	1.3	4.1
32	32	Claire Carlton	5-9	10	G/F	25	40-79	.506	.285	.631	1.0	2.2	5.8
34	34	Camryn Buhr	6-0	10	F	25	103-181	.569	.000	.644	1.5	5.4	10.6
40	40	Lindsay Chrise	6-3	10	F	16	11-38	.289	.000	.461	0.1	2.0	1.8
42	42	Jazmyne Geist	5-11	9	F	0	0-0	.000	.000	.000	0.0	0.0	0.0
44	44	Kamra Solomon	5-5	10	G	25	31-69	.449	.000	.816	2.0	2.2	3.7
50	50	Kelsie Knapp	5-7	10	F	8	1-4	.250	.000	.750	0.0	0.6	0.6
52	52	Casey Moore	5-9	9	F	5	1-8	.125	.000	.000	0.0	0.2	0.4
54	54	Sarah Parcell	5-5	11	F	0	0-0	.000	.000	.000	0.0	0.0	0.0
		Corrine Operacz	5-5	10	G	2	0-1	.000	.000	.000	0.0	0.0	0.0

Team Totals / Percentages 498-1000 .498 .304 .681 26.7 13.5 59.5

State Finals History

Runner-Up: (1) 2011 (4A)
 State Finals Appearances: (2) 2011 (4A), 2014 (4A)



Kristi Kaniewski Ulrich
 Head Coach
 5th Year (108-13)

Season Results (25-1)

11/16	Fort Wayne South Side	W	51-44
11/22	at Mishawaka	W	45-35
11/23	at Lake Central	W	39-27
11/26	South Bend Adams	W	69-31
12/3	NorthWood	W	41-33
12/6	at Mishawaka Marian	W	50-17
12/12	Northridge	W	41-26
12/19	South Bend Clay	W	83-7
12/21	Valparaiso	W	65-34
12/26	vs. Oregon-Davis	L	52-61
12/27	vs. East Chicago Central	W	74-22
12/28	vs. New Prairie	W	76-16
1/9	South Bend St. Joseph	W	42-37
1/11	at Lakeshore (MI)	W	74-42
1/16	at South Bend Washington	W	74-63
1/22	at Warsaw	W	63-36
1/30	Elkhart Central	W	68-13
2/3	Merrillville	W	70-63
2/4	at South Bend Riley	W	68-17
2/8	LaPorte	W	46-40

South Bend Clay Sectional

2/11	South Bend Riley	W	76-7
2/14	South Bend Adams	W	65-25
2/15	Mishawaka	W	49-37

Penn Regional

2/22	Merrillville	W	66-55
2/22	Gary West	W	57-43

Crown Point Semi-State

3/1	Logansport	W	44-41
-----	------------	---	-------

Penn Head Coach Kristi Kaniewski Ulrich

Name: Kristi Kaniewski Ulrich

Employer: Penn Harris Madison School Corporation

Occupation (If teacher, what subjects?): Teacher – Health & Physical Education

Education

College: Bethel College

Year Graduated: 2003

Degree(s) / Major(s): BA in Sports Management and 2007 Teacher Transition Program in Education

High School: Mishawaka High School

Year Graduated: 1999

Athletic Participation

Sport	Years in High School (ie:1978-82)	Years in College (ie: 1982-86)
Volleyball	1995-1998	-----
Basketball	1995-1999	1999-2003

As A High School Or College Player, Have You Ever Competed In A State Or National Championship Event In Any Sport? If Yes, Please Give Details:

Yes, basketball at Bethel College. 2000 NCCAA National Champions & 2003 NCCAA National Champions

Coaching Experience (Basketball Only)

Number of Years as Varsity Head Coach at Current School (ie: 5 years): 5 years

Actual Years as Varsity Head Coach at Current School (ie: 1997-2001): 2009-present

Won-Loss Record as Varsity Head Coach at Current School: 108-13

Overall Varsity Head Coaching Record: 108-13

Please list below where you've coached during your career:

School	Head/Asst.	No. of Years (ie: 5)	(ie: 1992-present)
Mishawaka High School	Head JV	4	2003-2007
Penn High School	Head Freshman	1	2007-2008
Penn High School	Head JV	1	2008-2009
Penn High School	Head Varsity	5	2009-present

Tournament Record

(As the Varsity Head Coach, list years your team won)

Sectional: 2011, 2012, 2013, 2014

Regional: 2011, 2012, 2014

Semi-State: 2011, 2014

State Championship:

Something Interesting About You Personally or Professionally That People Might Not Know?

IHSAA State Championship Game Scores

Year	Champion	Coach	Rec	Runner-Up	Coach	Rec	Score
Hinkle Fieldhouse, Indianapolis							
1975-76	Warsaw	Janice Soyez	22-0	Bloomfield	Nancy Woodward	20-1	57-52
1976-77	East Chicago Roosevelt	Roberta DeKemper	24-0	Mt. Vernon (Fortville)	Carolyn Oldfather	16-1	66-35
1977-78	Warsaw	Janice Soyez	22-0	Jac-Cen-Del	Mary Jo McClelland	22-1	75-60
1978-79	East Chicago Roosevelt	Roberta DeKemper	23-0	Anderson Madison Heights	Billie Bienert	24-1	48-23
Market Square Arena, Indianapolis							
1979-80	Southport	Marilyn Ramsey	25-2	Columbus East	Jackie Burton	22-3	67-63 OT
1980-81	Evansville Reitz	Louise Owen	26-1	Rushville	Cinda Brown	25-2	74-47
1981-82	Heritage	Cheri Gilbert	24-2	Valparaiso	Dale Ciciora	21-6	52-45
1982-83	Bedford North Lawrence	Austin "Pete" Pritchett	26-1	Crown Point	Tom May	22-5	55-50
1983-84	Crown Point	Tom May	26-0	Warren Central	Sue Parrish	27-2	55-54 OT
1984-85	Crown Point	Tom May	25-4	Wawasee	Dale Brannock	23-2	48-31
1985-86	Fort Wayne Northrop	Dave Riley	29-0	Scottsburg	Donna Cheatham	24-3	58-53
1986-87	Noblesville	Ray Lyttle	27-0	Anderson Highland	Bill Wilson	22-6	47-38
1987-88	Fort Wayne Snider	Lamar Kilmer	27-1	Noblesville	Ray Lyttle	25-3	60-58
1988-89	Scottsburg	Donna Cheatham	26-1	Benton Central	Jan Conner	24-3	74-72 OT
1989-90	Huntington North	Fred Fields	26-4	Bedford North Lawrence	Austin "Pete" Pritchett	25-1	50-47
1990-91	Bedford North Lawrence	Austin "Pete" Pritchett	29-0	Warsaw	Will Wienhorst	22-4	52-44
1991-92	Kokomo	Mike McCroskey	26-1	Bedford North Lawrence	Austin "Pete" Pritchett	26-1	50-47
1992-93	Kokomo	Mike McCroskey	27-1	McCUTCHEON	Don Burton	22-5	70-60
1993-94	Lake Central	Tom Megyesi	25-1	Kokomo	Mike McCroskey	23-3	44-42
1994-95	Huntington North	Fred Fields	28-1	Carmel	Judi Warren	19-8	43-39
1995-96	Center Grove	Joe Lentz	25-2	Valparaiso	Greg Kirby	23-4	55-44
1996-97	Martinsville	Jan Conner	26-1	Crown Point	Tom May	22-5	66-59
1997-98	4A Martinsville	Jan Conner	29-0	Lake Central	Tom Megyesi	26-1	71-65
1997-98	3A West Lafayette	Steve Dietrich	23-5	Franklin	Walt Raines	21-6	62-45
1997-98	2A Southridge	Stan Roesner	22-6	Bluffton	Ron DeWitt	21-6	62-57
1997-98	A Bloomfield	Paula Fettig	26-2	Morgan Township	Jeff Edwards	24-4	90-58
1998-99	4A New Albany	Angie Hinton	26-0	Fort Wayne Snider	Lamar Kilmer	26-2	46-41
1998-99	3A NorthWood	Steve Neff	24-3	Indianapolis Cathedral	Linda Bamrick	27-1	72-71
1998-99	2A Fort Wayne Bishop Luers	Gary Andrews	27-1	Austin	Dan Deaton	19-8	59-48
1998-99	A Clinton Prairie	Connie Garrett	25-2	New Washington	Terry White	22-5	50-42
Hinkle Fieldhouse, Indianapolis							
1999-00	4A Ben Davis	Stan Benge	28-0	Valparaiso	Greg Kirby	25-2	56-53
1999-00	3A Indianapolis Cathedral	Linda Bamrick	27-1	Columbia City	Wayne Kreiger	20-6	58-44
1999-00	2A Fort Wayne Bishop Luers	Gary Andrews	26-1	Forest Park	Marty Niehaus	22-5	62-60
1999-00	A Triton	Mark Heeter	20-7	Rising Sun	Mark Fette	25-3	57-54 OT
Conseco Fieldhouse, Indianapolis							
2000-01	4A Ben Davis	Stan Benge	27-2	Fort Wayne Snider	Lamar Kilmer	25-3	69-45
2000-01	3A Indianapolis Cathedral	Linda Bamrick	29-1	Plymouth	Dave Cox	22-6	54-39
2000-01	2A Fort Wayne Bishop Luers	Gary Andrews	28-0	Shenandoah	Todd Salkoski	25-1	55-39
2000-01	A Triton	Mark Heeter	23-3	White River Valley	Joe Pigg	22-6	55-38
2001-02	4A Terre Haute South	Alan Maroska	25-2	South Bend Riley	Mike Megyesi	24-4	63-42
2001-02	3A Fort Wayne Bishop Luers	Teri Rosinski	21-5	Gibson Southern	Jason Blackard	24-5	51-37
2001-02	2A Southwestern (Hanover)	Donna Cheatham	25-2	Shenandoah	Todd Salkoski	22-4	70-64
2001-02	A North Vermillion	Ken Gentrup	25-1	Hebron	Jerry Bechtold	25-3	45-42
2002-03	4A Kokomo	Charlie Hall	26-0	Perry Meridian	Mike Armstrong	24-5	44-42
2002-03	3A Beech Grove	Dawn McNew	28-1	South Bend St. Joseph's	Mike Megyese	24-3	63-45
2002-03	2A Shenandoah	Todd Salkoski	24-5	Southwestern (Hanover)	Donna Cheatham	21-8	52-51
2002-03	A Tri-Central	Kathie Layden	23-4	North Vermillion	Ken Gentrup	26-1	57-55
2003-04	4A North Central (Indpls.)	Alan Vickrey	23-3	Warsaw	Will Wienhorst	26-3	53-38
2003-04	3A Brebeuf Jesuit	Kendall Kreinhagen	26-3	Fort Wayne Luers	Teri Rosinski	22-4	54-38
2003-04	2A Rochester	Tony Stesiak	25-2	Heritage Christian	Dr. Mark Richards	21-6	50-41
2003-04	A Tri-Central	Kathie Layden	21-6	Washington Catholic	Jim Mackey	22-4	46-36
2004-05	4A North Central (Indpls.)	Alan Vickrey	20-7	Gary West Side	Rodney Fisher	23-5	57-54
2004-05	3A South Bend St. Joseph's	Mike Megyese	25-1	Corydon Central	Michael Uhl	24-3	70-57
2004-05	2A Shenandoah	Todd Salkoski	22-5	North Judson-San Pierre	John Hampton	22-4	54-49
2004-05	A Tri-Central	Kathie Layden	19-7	Northeast Dubois	Alan Matheis	20-6	47-46
2005-06	4A Castle	Wayne Allen	25-3	South Bend Washington	Marilyn Coddens	25-2	83-72
2005-06	3A Fort Wayne Bishop Luers	Teri Rosinski	24-4	Evansville Memorial	Bruce Dockery	23-5	65-54
2005-06	2A Heritage Christian	Rick Risinger	25-3	Westview	Randy Yodery	24-4	46-34
2005-06	A Lafayette Central Catholic	Geoff Salmon	18-10	South Central (Elizabeth)	Randall Schoen	23-6	75-68

2006-07	4A	South Bend Washington	Marilyn Coddens	28-1	Columbus East	Danny Brown	24-3	84-64
2006-07	3A	Brebeuf Jesuit	Kendall Kreinhagen	23-6	Wawasee	Kem Zolman	22-4	51-43
2006-07	2A	Heritage Christian	Rick Risinger	26-3	Jimtown	Gene Johnson	24-3	62-44
2006-07	A	Oregon-Davis	Terry Minix	25-3	Oakland City Wood	Johnnie Bartley	19-9	54-46
2007-08	4A	Carmel	Scott Bowen	23-4	South Bend Washington	Marilyn Coddens	23-3	84-72
2007-08	3A	Plymouth	Dave Cox	22-4	Indianapolis Bishop Chatard	Kevin Sweeney	23-5	47-46
2007-08	2A	Heritage Christian	Rick Risinger	27-1	Oak Hill	Todd Law	26-1	53-31
2007-08	A	Fort Wayne Canterbury	Scott Kreiger	21-5	University	Bill Thornburgh	20-7	36-32
Lucas Oil Stadium, Indianapolis								
2008-09	4A	Ben Davis	Stan Benge	30-0	South Bend Washington	Maurice Scott	26-1	71-69
2008-09	3A	Fort Wayne Elmhurst	Mark Redding	25-2	Owen Valley	Tom Anderson	24-3	62-59
2008-09	2A	Heritage Christian	Rick Risinger	26-1	Oak Hill	Todd Law	27-2	60-58 OT
2008-09	A	Fort Wayne Canterbury	Scott Kreiger	23-4	Vincennes Rivet	Tim Young	23-2	72-66 OT
Allen County War Memorial Coliseum, Fort Wayne								
2009-10	4A	Ben Davis	Stan Benge	28-0	Merrillville	Amy Govert	25-2	99-52
2009-10	3A	Fort Wayne Concordia	Dave Miller	24-3	Rushville	Melissa Marlow	25-3	59-48
2009-10	2A	Austin	Jared Peterson	26-2	Fort Wayne Bishop Luers	Denny Renier	18-8	70-65 OT
2009-10	A	Fort Wayne Canterbury	Scott Kreiger	25-2	Vincennes Rivet	Tim Young	26-1	69-65
2010-11	4A	Jeffersonville	Chad Gilbert	28-2	Penn	Kristi Kaniewski	23-2	43-29
2010-11	3A	Evansville Memorial	Bruce Dockery	28-1	Benton Central	David Baxter	23-2	58-50 OT
2010-11	2A	Fort Wayne Bishop Luers	Denny Renier	24-2	Brownstown Central	Karla Rieckers	23-6	59-46
2010-11	A	Vincennes Rivet	Tim Young	28-0	Turkey Run	Jeff Thompson	24-3	49-40
Hulman Center, Terre Haute								
2011-12	4A	North Central (Indianapolis)	DeeAnn Ramey	23-5	Columbus North	Pat McKee	23-4	50-48 OT
2011-12	3A	Fort Wayne Concordia	Dave Miller	21-5	Mt. Vernon (Fortville)	Julie Shelton	23-6	42-39
2011-12	2A	Evansville Mater Dei	Steve Goans	27-1	Fort Wayne Bishop Luers	Denny Renier	21-6	56-52
2011-12	A	Fort Wayne Canterbury	Scott Kreiger	25-2	Northeast Dubois	Alan Matheis	22-5	64-54
2012-13	4A	Bedford North Lawrence	Kurt Godlevske	28-0	Fort Wayne South Side	Juanita Goodwell	24-4	54-51
2012-13	3A	Mt. Vernon (Fortville)	Julie Shelton	23-4	Hamilton Heights	Tod Windlan	23-3	61-47
2012-13	2A	Evansville Mater Dei	Steve Goans	28-2	Eastern (Greentown)	Jeremy Dexter	22-4	62-42
2012-13	A	Fort Wayne Canterbury	Wayne Krieger	25-3	Vincennes Rivet	Tim Young	22-5	42-35

HONORED TO SUPPORT
INDIANA'S GAME
AT ALL LEVELS



PROUD PARTNERS OF THE IHSAA

Pure Spirit. Pure Sport. Pure Indiana!

Patricia L. Roy Mental Attitude Award Recipients

At the conclusion of each championship game, members of the IHSAA Executive Committee presents the Patricia L. Roy Mental Attitude Award to an outstanding senior participant.

The recipients of this award, who were nominated by their principals and coaches, must excel in mental attitude, scholarship, leadership and athletic ability in basketball.

Ms. Roy joined the IHSAA executive staff in 1972, was responsible for girls basketball from the inception of the tournament series in 1976 until her retirement in June 1999. Regarded both statewide and nationally as a pioneer in girls athletics, Roy served on the IHSAA executive staff longer than anyone in the history of the Association.

Indiana Farm Bureau Insurance, IHSAA corporate partner, presents a \$1,000 scholarship to the school in the name of the recipient.



Year	Recipient	School	Year	Recipient	School
1975-76	Judi Warren	Warsaw	2005-06	4A Lynn McKinney	Castle
1976-77	Teri Rosinski	Norwell	2005-06	3A Jennifer Balbach	Evansville Memorial
1977-78	Carol Blauvelt	Heritage	2005-06	2A Nicole Roush	Heritage Christian
1978-79	Karen Bauer	Jasper	2005-06	A Sarah Pease	South Central (Elizabeth)
1979-80	Amy Metheny	Southport			
1980-81	Susan Morris	Chesterton	2006-07	4A Katelyn Boocheer	South Bend Washington
1981-82	Cindy Willis	Valparaiso	2006-07	3A Megan Walker	Wawasee
1982-83	Jody Beerman	Heritage	2006-07	2A Kristine Hosinski	Jimtown
1983-84	Nancy Cowan	Crown Point	2006-07	A Angela Boyle	Oregon-Davis
1984-85	Jodie Whitaker	Austin			
1985-86	Tadji DeBerg	Scottsburg	2007-08	4A Danielle Havel	Carmel
1986-87	Lori Meinerding	Fort Wayne Northrop	2007-08	3A Jessica Centa	Plymouth
1987-88	Sandy Herre	Benton Central	2007-08	2A None	
1988-89	Sheryl Klemme	Benton Central	2007-08	A Aubrey Holle	Fort Wayne Canterbury
1989-90	Shannon Cummings	Bedford North Lawrence			
1990-91	Carrie Mount	Bedford North Lawrence	2008-09	4A Skylar Diggins	South Bend Washington
1991-92	Marla Inman	Bedford North Lawrence	2008-09	3A Lecretia Smith	Fort Wayne Elmhurst
1992-93	Abby Conklin	Charlestown	2008-09	2A Lauren Meese	Oak Hill
1993-94	Allison Lee	Columbus East	2008-09	A Kelly Karr	Fort Wayne Canterbury
1994-95	Julie Helm	Washington			
1995-96	Sarrah Stricklett	Valparaiso	2009-10	4A Dee Dee Williams	Ben Davis
1996-97	Amberly Whitehead	NorthWood	2009-10	3A Angela Doerffler	Fort Wayne Concordia
			2009-10	2A Katy McIntosh	Austin
1997-98	4A Kelly Kuhn	Lake Central	2009-10	A Tabitha Gerardot	Fort Wayne Canterbury
1997-98	3A Andrea White	Franklin			
1997-98	2A Abby Salscheider	Bluffton	2010-11	4A Ashley Lutz	Penn
1997-98	A Melissa Cochrane	Bloomfield	2010-11	3A Hillary Moore	Benton Central
			2010-11	2A Samantha Bane	Brownstown Central
1998-99	4A Brooke Minniear	Fort Wayne Snider	2010-11	A Shelby Davies	Turkey Run
1998-99	3A Amy Zercher	NorthWood			
1998-99	2A Sara Schaefer	Fort Wayne Luers	2011-12	4A Rachel Gregory	North Central (Indianapolis)
1998-99	A Kourtney Mennen	Clinton Prairie	2011-12	3A Lauren Marinko	Fort Wayne Concordia Lutheran
			2011-12	2A None	
1999-00	4A Sara Strahm	Ben Davis	2011-12	A Mariah Seng	Northeast Dubois
1999-00	3A Katie Stroup	Columbia City			
1999-00	2A Lisa Hoppenjans	Forest Park	2012-13	4A Carli Fields	Bedford North Lawrence
1999-00	A Melissa Nifong	Triton	2012-13	3A Rachel Houck	Mt. Vernon (Fortville)
			2012-13	2A Brittany Neeley	Eastern (Greentown)
2000-01	4A Shyra Ely	Ben Davis	2012-13	A Allyson Wehrheim	Vincennes Rivet
2000-01	3A Carin Bengel	Plymouth			
2000-01	2A Rachel King	Fort Wayne Bishop Luers			
2000-01	A April Williams	White River Valley			
2001-02	4A Darci Rector	Terre Haute South			
2001-02	3A Jamie Elpers	Gibson Southern			
2001-02	2A Brianna Howard	Southwestern (Hanover)			
2001-02	A Lauren Bechtold	Hebron			
2002-03	4A Laura Gaybrick	Perry Meridian			
2002-03	3A Katie Gearlds	Beech Grove			
2002-03	2A Amanda Norris	Shenandoah			
2002-03	A Annie Morgan	North Vermillion			
2003-04	4A Michelle DeGeeter	Warsaw			
2003-04	3A Amber Jackson	Brebeuf Jesuit			
2003-04	2A Courtney Felke	Rochester			
2003-04	A Kristen Miller	Tri-Central			
2004-05	4A Isabell Rhenwick	Gary West Side			
2004-05	3A Dana Beaven	Corydon Central			
2004-05	2A Kara Keesling	Shenandoah			
2004-05	A None				

State Finals Superlatives The Last Time It Happened...

INDIVIDUAL

Scoring

Scored 25 Points: Sydney Shelton, Mt. Vernon (Fortville) (29) vs. Hamilton Heights, 2013 (3A).

Scored 30 Points: Chrissy Steffan, Carmel (31) vs. South Bend Washington, 2008 (4A).

Scored 35 Points: Maria Stack, Columbus East (42) vs. Southport, 1980.

Scored 40 Points: Maria Stack, Columbus East (42) vs. Southport, 1980.

Scored 45 Points: None.

Two Teammates Had 20 Points: Bria Goss, Demetria Nunley-Lash, Ben Davis (22 and 20) vs. Merrillville, 2010 (4A).

Two Opposing Players Had 20 Points: Bria Goss, Demetria Nunley-Lash, Ben Davis (22 and 20) vs. Bryonna Davis, Merrillville (25), 2010 (4A).

Two Opposing Players Had 25 Points: Chrissy Steffan, Carmel (31); Skylar Diggins, South Bend Washington (25), 2008 (4A).

Two Opposing Players Had 30 Points: None.

Five Starters Scored in Double Figures: Carmel (Williams (15), Gist (16), Palecek (23), Flowers (10), Larson (11)) vs. Washington, 1995 Semifinals.

Five Players Scored in Double Figures: Carmel (Williams (15), Gist (16), Palecek (23), Flowers (10), Larson (11)) vs. Washington, 1995 Semifinals.

Double-Doubles

Double-Double: Kindell Fincher, Fort Wayne Canterbury (17 pts, 19 rebs) vs. Vincennes Rivet, 2013 (1A); Erica Moore, Mt. Vernon (Fortville) (14 pts, 15 rebs) vs. Hamilton Heights, 2013 (3A); Tori Schickel, Evansville Mater Dei (18 pts, 17 rebs) vs. Eastern (Greentown), 2013 (2A); Ariana Simmons, Fort Wayne South Side (21 pts, 11 rebs) vs. Bedford North Lawrence, 2013 (4A).

Triple-Double: Katie Cochren, Wood Memorial (17 pts, 13, rebs, 10 blks) vs. Oregon-Davis, 2007 (1A).

20-10 Game: Ariana Simmons, Fort Wayne South Side (21 pts, 11 rebs) vs. Bedford North Lawrence, 2013 (4A).

30-10 Game: Katie Gearlds, Beech Grove (33 pts, 12 rebs) vs. South Bend St. Joseph's, 2003 (3A).

Double-Double in Points and Rebounds: Kindell Fincher, Fort Wayne Canterbury (17 pts, 19 rebs) vs. Vincennes Rivet, 2013 (1A); Erica Moore, Mt. Vernon (Fortville) (14 pts, 15 rebs) vs. Hamilton Heights, 2013 (3A); Tori Schickel, Evansville Mater Dei (18 pts, 17 rebs) vs. Eastern (Greentown), 2013 (2A); Ariana Simmons, Fort Wayne South Side (21 pts, 11 rebs) vs. Bedford North Lawrence, 2013 (4A).

Double-Double in Points and Assists: Judi Warren, Warsaw (14 pts, 16 ast) vs. East Chicago Roosevelt, 1976 Semifinals.

Double-Double in Points and Blocks: Katie Cochren, Wood Memorial (17 pts, 10 blks) vs. Oregon-Davis, 2007 (1A).

Two Players Recorded Double-Doubles: Anna Hackert and Mallory Ladd, Evansville Memorial (12 pts 13 rebs, 24 pts 13 rebs) vs. Benton Central, 2011 (3A).

Three-Pointers

Made 5 Three-Pointers: Sydney Shelton, Mt. Vernon (Fortville) vs. Hamilton Heights, 2013 (3A).

Made 6 Three-Pointers: Sarah Deshone, Jimtown vs. Heritage Christian, 2007 (2A).

Made 7 Three-Pointers: None.

Rebounds

15 Rebounds: Kindell Fincher, Fort Wayne Canterbury (19) vs. Vincennes Rivet, 2013 (1A).

20 Rebounds: Jennifer Herman, Fort Wayne Snider (21) vs. Noblesville, 1988.

Two Players Had 10 Rebounds: Kindell Fincher (19) and Katherine Smith (10), Fort Wayne Canterbury vs. Vincennes Rivet, 2013 (1A).

Assists

8 Assists: Maura Muensterman, Evansville Mater Dei (9) vs. Eastern (Greentown), 2013 (2A).

9 Assists: Maura Muensterman, Evansville Mater Dei (9) vs. Eastern (Greentown), 2013 (2A).

10 Assists: Kimberly Harrison, Warsaw (10) vs. Bedford North Lawrence, 1991.

Blocked Shots

5 Blocks: Nariah Taylor, North Central (Indianapolis) (5) vs. Columbus North, 2012 (4A).

6 Blocks: Katie Cochren, Wood Memorial (10) vs. Oregon-Davis, 2007 (1A).

7 Blocks: Katie Cochren, Wood Memorial (10) vs. Oregon-Davis, 2007 (1A).

Steals

5 Steals: Dakota Weatherford, Hamilton Heights (5) vs. Mt. Vernon (Fortville), 2013 (3A).

State Finals Superlatives The Last Time It Happened...

TEAM

Shooting

Shot 35.0 percent or lower from field and won: Fort Wayne Canterbury (30.5%) vs. Vincennes Rivet, 2013 (1A).

Shot 50.0 percent or higher from field: Ben Davis (55.8%) vs. South Bend Washington, 2009 (4A).

Three-Pointers

Made 8 Three-Pointers: Hamilton Heights vs. Mt. Vernon (Fortville), 2013 (3A); Mt. Vernon (Fortville) vs. Hamilton Heights, 2013 (3A).

Made 9 Three-Pointers: Jimtown vs. Heritage Christian, 2007 (2A).

Made 10 Three-Pointers: None.

Free Throws

Made 20 Free Throws: Evansville Memorial (22) vs. Benton Central, 2011 (3A).

Made 25 Free Throws: South Bend Washington (26) vs. Ben Davis, 2009 (4A).

Made 30 Free Throws: Lafayette Central Catholic (32) vs. South Central (Elizabeth), 2006 (1A).

Made all Free Throw Attempts: Eastern (Greentown) (5-5) vs. Evansville Mater Dei, 2013 (2A).

Attempted 40 Free Throws: Castle (42) vs. South Bend Washington, 2006 (4A).

Assists

Had 25 Assists: Bloomfield (27) vs. Morgan Township, 1998 (1A).

Turnovers

Had 5 or Fewer Turnovers: Heritage Christian (5) vs. Jimtown, 2007 (2A).

Forced 20 or More Turnovers: Hamilton Heights (21) vs. Mt. Vernon (Fortville), 2013 (3A).

Forced 30 or More Turnovers: Ben Davis (32) vs. Merrillville, 2010 (4A).

Rebound Margin

Had +20 Rebounding Margin: Triton (+21) vs. White River Valley, 2001 (1A).

Had +25 Rebounding Margin: Kokomo (+26) vs. Anderson, 1994.

HONORED TO SUPPORT
INDIANA'S GAME
AT ALL LEVELS



PROUD PARTNERS OF THE IHSAA