



Indiana High School Athletic Association, Inc.
9150 N. Meridian Street, P.O. Box 40650, Indianapolis, Indiana 46240-0650

Phone: (317) 846-6601 FAX: (317) 575-4244 www.ihsaa.org

NEWS RELEASE

Live Television Coverage

Each state championship game will be air exclusively on Fox Sports Indiana.



INDIANA

Friday Broadcast Assignments

Class A

Jerry Baker, Play-by-Play
Dick Dullaghan, Color Analyst
Jeremiah Johnson, Sideline Reporter

Class 3A

Mark Jaynes, Play-by-Play
Lance Scheib, Color Analyst
Greg Rakestraw, Sideline Reporter

Class 5A

Greg Rakestraw, Play-by-Play
Dick Dullaghan, Color Analyst
Matt Taylor, Sideline Reporter

Saturday Broadcast Assignments

Class 2A

Kevin Lee, Play-by-Play
Dick Dullaghan, Color Analyst
Matt Taylor, Sideline Reporter

Class 4A

Jerry Baker, Play-by-Play
Dick Dullaghan, Color Analyst
Greg Rakestraw, Sideline Reporter

Class 6A

Jerry Baker, Play-by-Play
Dick Dullaghan, Color Analyst
Greg Rakestraw, Sideline Reporter

Tune into the webcast at IHSAAtv.org

Live television coverage of each state championship game will be streamed on-line at www.IHSAAtv.org and available to anyone, anywhere.

The 41st Annual IHSAA Football State Finals presented by the Indianapolis Colts November 29-30, 2013 Lucas Oil Stadium, Indianapolis, Ind.

Friday, November 29, 2013

Class A | Tri-Central (13-1) vs. Eastern Hancock (14-0) | **Noon ET**

Class 3A | Andean (14-0) vs. Brebeuf Jesuit (11-3) | **3:30 pm ET**

Class 5A | Westfield (12-1) vs. Indianapolis Cathedral (9-5) | **7:05 pm ET**

Saturday, November 30, 2013

Class 2A | Tipton (11-3) vs. Indianapolis Cardinal Ritter (12-2) | **Noon ET**

Class 4A | Fort Wayne Bishop Dwenger (11-3) vs. Columbus East (14-0) | **3:30 pm ET**

Class 6A | Carmel (10-3) vs. Warren Central (10-3) | **7:05 pm ET**

TICKETS: \$15.00 per day; All seats are general admission. Single day tickets may be purchased at participating schools the week of the state finals. Contact schools for ticket distribution hours. Purchase tickets in advance through a participating school and \$1.00 for every ticket sold will be reimbursed to that school. Tickets also will be available game day at the Lucas Oil Stadium Ticket Office located on the southeast side of the venue at street level nearest Capitol Avenue.

GATES OPEN: Lucas Oil Stadium will open its gates to fans beginning at 11 am ET each day (one hour prior to kickoff).

TELEVISION: All six state championship games will be televised exclusively on Fox Sports Indiana. Check the IHSAA.org website this week for a list of specific channels by television provider.

WEBCAST: For viewers outside of the Fox Sports Indiana coverage area, a live stream will be available at IHSAAtv.org. For those within the FSI coverage area, the stream will be available only on delayed basis following the conclusion of the telecast.

RADIO: The IHSAA Championship Radio Network will broadcast all six games to affiliates statewide. A list of markets and frequencies is available on the next page. A detailed list of which games each affiliate will carry will be posted to IHSAA.org this week.



The IHSAA State Football
Tournament is proudly
presented by the
Indianapolis Colts.

IHSAA Champions Radio Network



The network affiliates listed below will carry one or more of the six state championship games. Check IHSAA.org this week for further details.

Friday Broadcast Assignments

Class A

Greg Rakestraw, Play-by-Play
Jan Boser, Color Analyst
Thad Vandeventer, Sideline Reporter

Class 3A

Matt Taylor, Play-by-Play
Matt Surface, Color Analyst
Matt Hicks, Sideline Reporter

Class 5A

Mark Jaynes, Play-by-Play
Matt Surface, Color Analyst
Kent Sterling, Sideline Reporter

Saturday Broadcast Assignments

Class 2A

Greg Rakestraw, Play-by-Play
Lance Scheib, Color Analyst
Tony Donohue, Sideline Reporter

Class 4A

Mark Jaynes, Play-by-Play
Lance Scheib, Color Analyst
Tony Donohue, Sideline Reporter

Class 6A

Matt Taylor, Play-by-Play
Dick Dullaghan, Color Analyst
Mark Jaynes, Sideline Reporter

License City, State	Call Letters	Frequency
Anderson, IN	WHBU	1240 AM
Austin, IN	WXKU	92.7 FM
Batesville, IN	WRBI	103.9 FM
Bedford, IN	WBIW	1340 AM
Bedford, IN	WQRK	105.5 FM
Berne, IN	WZBD	92.7 FM
Boonville, IN	WBNI	1540 AM
Crawfordsville, IN	WIMC	103.9 FM
Evansville, IN	WGBF	1280 AM
Hammond, IN	WJOB	1230 AM
Hardinsburg, IN	WKLO	96.9 FM
Huntingburg/Jasper	WBDC	100.9 FM
Indianapolis, IN	WFNI	1070 AM
Jasper, IN	WITZ	104.7 FM
Jasper, IN	WQKZ	98.5 FM
Jeffersonville, IN	WXVW	1450 AM
Ligoner / Warsaw, IN	WLEG	102.7 FM
Loogootee, IN	WRZR	94.5 FM
Madison, IN	WORX	96.7 FM
Madison, IN	WXGO	1270 AM
Michigan City, IN	WEFM	95.9 FM
Muncie, IN	WXFN	1340 AM
New Albany, IN	WNDA	1570 AM
New Castle, IN	WLTI	1550 AM
Orleans, IN	WPHZ	102.5 FM
Paoli, IN	WUME	95.3 FM
Plymouth, IN	WTCA	1050 AM
Richmond, IN	WKBV	1490 AM
Rochester, IN	WROI	92.1 FM
Rockville, IN	WAXI	104.9 FM
Salem, IN	WSLM	1220 AM
Salem, IN	WSLM	97.9 FM
Santa Claus, IN	WAXL	103.3 FM
Seymour, IN	WZZB	1390 AM
Shelbyville, IN	WSVX	96.5 FM
Shelbyville, IN	WSVX	1520 AM
Sullivan, IN	WNDI	95.3 FM
Washington, IN	WAMW	107.9 FM
Winchester, IN	WZZY	98.3 FM

State Finals Media Information

Bobby Cox, Commissioner, bcox@ihsaa.org
Robert Faulkens, Assistant Commissioner/Tournament Administrator, rfaulkens@ihsaa.org
Chris Kaufman, Assistant Commissioner, ckaufman@ihsaa.org
Jason Wille, Sports Information Director, jwille@ihsaa.org
Toni Polizzi, Communications Assistant, tpolizzi@ihsaa.org
Main Office Phone: 317-846-6601

CREDENTIALS: For media outlets intending to cover the football state finals, please apply for credentials (with name of individual(s) applying) through IHSAA Sports Information Director Jason Wille at jwille@ihsaa.org. Requests MUST originate from a recognized business account; e-mails from personal accounts (ie: yahoo.com, aol.com, gmail.com, etc.) will not be accepted. The deadline for requests is 4 pm ET / 3 pm CT on Wednesday, Nov. 27. Credentials will not be granted after that time. Please note that the football state finals require a specific credential. Any passes issued previously will not allow admission to this event. Approved requests will be available at media will-call located inside the northwest entrance to Lucas Oil Stadium nearest the corner of Missouri and South streets on game day. Credentials will not be mailed.

MEDIA PARKING: There is no designated parking area for media for this event though there are numerous parking options within short walking distance of the stadium. For a map, visit <http://www.icclos.com>

MEDIA WILL-CALL/ENTRANCE: Approved credential requests will be available for pickup at media will-call at Lucas Oil Stadium on either game day. Media will-call will be located inside the northwest entrance to the stadium nearest the corner of Missouri and South streets. Credentials may be claimed both days beginning at 9:30 am ET. Please have identification available and be prepared to have bags and equipment checked by security officials. From that location, you may take the adjacent elevators to the press box or field level.

SEAT ASSIGNMENTS: Except where permanent lines have been installed for those that have ordered them, an open seating policy will be used in the press box. Specific booth/seating assignments for television, radio and internet broadcasters will be posted in the press box.

BROADCAST PHONE LINES: Those requiring phone line installation should contact Amy Rensink of 360 Group for an order form as soon as possible. Rensink may be reached at 317-633-1456 or via e-mail at amy@360grouponline.com.

WIRELESS INTERNET: Wireless internet access is available in the Lucas Oil Stadium press box through the facility service provider Smart City for a fee of \$12.95 per 24 hours and payable by credit card.

HIGH-SPEED BROADBAND: For media seeking a higher-speed connection or alternative services at Lucas Oil Stadium, please make arrangements in advance by contacting Dennis O'Gara of Smart City at 317-262-4600.

TEAM BENCH AREA: All credentialed media will have access to the field level. However, we solicit cooperation in keeping the sidelines as clean as possible during the games. The defined team bench area between the 30-yard lines is a restricted area for the teams only. Your cooperation is appreciated. During the games, all media personnel must observe the field markings and work behind the **white-painted** area that is approximately two yards wide around the perimeter of the field on the sides and in the end zones. Photographers may work from the end zone to the 30-yard-line at each end of the field from either sideline.

LIVE TELEVISION CUT-INS: Showing live game action is prohibited. Stand-up reports for newscasts are permitted from inside the stadium provided that no live action is shown.

POST-GAME GUIDELINES: Due to contractual obligations, the IHSAA network personnel will have priority in conducting interviews with coaches and players on the field immediately following each game. If time permits before the awards ceremony, additional interviews may be conducted with the assistance of IHSAA media stewards. Otherwise, all interviews will be conducted off the field following the awards ceremony and team photograph session. We solicit your continued cooperation with this policy in order to continue on-the-field post-game access in the future. The post-game ceremonies order will be as follows:

- Mental Attitude Award presentation
- Runner-Up medals and trophy presentation
- Championship medals and trophy presentation
- Team Photographs by ChampionsIllustrated.com

HOSPITALITY: The IHSAA will provide a hospitality area with food and drinks on Friday and Saturday in the press box for all credentialed media personnel.

GAME DAY WEBSITE / TWITTER UPDATES: Scores will be updated at the end of each quarter of play on the IHSAA website at www.ihsaa.org. Final box scores, play-by-play along with a recap will be posted as soon as possible after the conclusion of each championship game. Also follow us on Twitter: @IHSAA1.

NO CHILDREN, PLEASE – With the exception of high school students representing their school's newspaper, yearbook, radio or television station, and who have a team participating, no young people or children will be issued media credentials or be allowed in the working media area.



The IHSAA State Football Tournament is proudly presented by the Indianapolis Colts.

State Leaders (Team)

Information courtesy of John Harrell's Indiana High School Football website

POINTS SCORED PER GAME

1. Eastern Hancock	56.00
2. Gary West	52.50
3. Columbus East	52.07
4. Fountain Cent.	50.62
5. Brownstown	49.15
6. N. Cent. (Farm.)	49.09
7. Yorktown	46.58
8. Decatur Central	46.50
9. New Prairie	46.15
10. Winamac	45.93
11. N. Vermillion	45.82
12. Shenandoah	45.67
13. Carroll (FW)	45.58
14. Tecumseh	44.82
15. Andrean	44.64
16. Mississinewa	43.90
17. Linton	43.64
18. Ev. Central	43.45
19. Gibson Southern	43.14
20. Hamilton Hts.	41.91
21. Perry Meridian	41.30
22. Pioneer	41.15
23. Elwood	41.09
24. Indpls. Ritter	41.07
25. New Palestine	40.79
26. Martinsville	40.30
27. Floyd Central	40.27
28. Eastbrook	40.10
29. Ev. Bosse	39.00
30. New Haven	38.85
31. West Central	38.75
32. Brebeuf Jesuit	38.64
33. TH North	38.08
34. Center Grove	38.00
Indpls. Shortridge	38.00
Penn	38.00
37. Fairfield	37.82
38. West Lafayette	37.79
39. Greencastle	37.40
40. North Knox	37.10
41. Attica	36.92
42. Paoli	36.86
43. Ev. Mater Dei	36.75
44. North Daviess	36.64
45. Whiteland	36.58
46. Pike	36.50
47. Indpls. Howe	36.30
48. Princeton	36.27
49. South Putnam	36.08
50. Winchester	35.82
Class 6A	
10. Carmel	30.85
Class 5A	
6. Indpls.Cathedral	35.57
7. Westfield	34.15
Class 4A	
2. Columbus East	52.07
Class 3A	
3. Andrean	44.64
9. Brebeuf Jesuit	38.64
Class 2A	
3. Indpls. Ritter	41.07
Class 1A	
1. Eastern Hancock	56.00

POINTS ALLOWED PER GAME

1. Penn	5.62
2. Leo	6.18
3. N. Vermillion	7.55
4. Batesville	8.10
5. New Prairie	8.23
6. Winamac	10.21
7. Columbus East	11.07
8. Eastbrook	11.10
9. Tri-Central	11.14
10. Rensselaer	11.43
11. Churubusco	11.45
12. Lake Central	11.58
13. New Palestine	11.79
14. Jimtown	12.31
15. Brownstown	12.85
16. Lebanon	13.00
17. Indpls. Scecina	13.15
18. Northridge	13.20
19. Tipton	13.43
20. Triton Central	13.50
21. South Putnam	13.62
22. Lafayette CC	14.18
23. Andrean	14.43
24. Linton	14.50
25. Woodlan	14.58
East Noble	14.58
27. Indiana Deaf	14.60
28. Tell City	14.90
29. Rochester	15.00
30. Center Grove	15.15
Jasper	15.15
32. Concord	15.23
33. Noblesville	15.40
34. Western	15.45
35. Eastern Hancock	15.50
36. Crown Point	15.60
37. Southridge	15.69
38. Zionsville	15.70
39. Carroll (FW)	15.75
40. Merrillville	15.82
41. Indpls. Chatard	15.85
Mishawaka	15.85
43. Corydon	15.90
44. FW Wayne	16.00
45. Lowell	16.30
46. Boone Grove	16.36
47. Avon	16.40
48. Ev. Reitz	16.42
Perry Central	16.42
50. Westfield	16.54
Class 6A	
10. Carmel	17.23
Class 5A	
5. Westfield	16.54
Class 4A	
3. Columbus East	11.07
Class 3A	
5. Andrean	14.43
9. Brebeuf Jesuit	16.64
Class 2A	
4. Tipton	13.43
Class 1A	
3. Tri-Central	11.14
7. Eastern Hancock	15.50

AVERAGE MARGIN OF VICTORY

1. Columbus East	41.00
2. Eastern Hancock	40.50
3. N. Vermillion	38.27
4. New Prairie	37.92
5. Brownstown	36.31
6. Winamac	35.71
7. Fountain Cent.	32.38
Penn	32.38
9. Andrean	30.21
10. Carroll (FW)	29.83
11. Linton	29.14
12. Eastbrook	29.00
New Palestine	29.00
14. Tecumseh	28.27
15. Leo	27.27
16. Yorktown	26.75
17. Batesville	25.80
18. Gibson Southern	24.14
19. N. Cent. (Farm.)	24.09
20. Tri-Central	23.64
21. Rensselaer	23.43
22. Gary West	23.33
23. Hamilton Hts.	23.18
24. Center Grove	22.85
25. Shenandoah	22.67
26. South Putnam	22.46
27. New Haven	22.15
28. Brebeuf Jesuit	22.00
29. Indpls. Scecina	21.00
30. Indpls. Ritter	20.71
31. Attica	19.92
32. Jasper	19.85
33. Pioneer	19.15
34. Fairfield	19.09
35. Indpls. Shortridge	18.82
Western	18.82
37. Churubusco	18.45
38. West Lafayette	18.43
39. Ev. Mater Dei	18.25
40. Jimtown	18.23
41. Southridge	18.08
42. Indpls. Howe	17.90
43. Westfield	17.62
44. Tipton	17.29
45. Concord	17.23
46. Paoli	17.00
Triton Central	17.00
48. Mississinewa	16.80
49. Woodlan	16.75
50. Greencastle	16.70
Class 6A	
6. Carmel	13.62
Class 5A	
1. Westfield	17.62
8. Indpls.Cathedral	8.43
Class 4A	
1. Columbus East	41.00
Class 3A	
2. Andrean	30.21
8. Brebeuf Jesuit	22.00
Class 2A	
4. Indpls. Ritter	20.71
8. Tipton	17.29
Class 1A	
1. Eastern Hancock	40.50
8. Tri-Central	23.64

Class A State Finalist Team Notes

Rematch of Week 1 will settle the Class A state championship.

Tri-Central Trojans

- Ranked #7 in state coaches poll and #8 by Associated Press.
- Tri-Central making school's first appearance in the football state finals.
- Rematch of season opener on Aug. 23 that saw Eastern Hancock capture a 47-35 victory at Tri-Central.
- Tri-Central won the school's second sectional football championship this year and first since 1991.
- One of two teams playing in a state championship game for the first time (Brebeuf Jesuit).
- Trojans' defense ranks ninth in the state allowing only 11.4 ppg. Team also ranks 20th in the state in margin of victory at 23.6 ppg.
- Junior quarterback Cody Howell led the Trojans on an 80-yard drive with 2:41 left and his 1-yard quarterback sneak with 4.5 seconds left gave his team a 20-14 win at No. 3 Winamac in the semi-state game.
- Trojans won the Hoosier Heartland Conference championship this season with a 4-0 record.
- One of two Tipton County schools competing in state championship games along with 2A finalist Tipton.
- Team is 15-28 (.349) in state tournament since 1973.

Football State Tournament History

This is Tri-Central's first appearance in the football state finals.

Semi-State Championships: **(1)** 2013 (A)

Regional Championships: **(1)** 2013 (A)

Sectional Championships: **(2)** 1991 (A), 2013 (A)

School's IHSAA State Championship History (3)

Girls Basketball: **(3)** 2002-03 (A), 2003-04 (A), 2004-05 (A)

Eastern Hancock Royals

- Ranked #4 in state coaches poll and by Associated Press.
- Eastern Hancock making its second-ever appearance in the Class A state championship game and aiming for first 15-0 season. The 1985 Royals won the crown with a 20-7 win over Jimtown to finish 13-1.
- Rematch of season opener on Aug. 23 that saw Eastern Hancock capture a 47-35 victory at Tri-Central.
- Defeated No. 5 South Putnam on the road 29-14 for the regional title and top-ranked Linton-Stockton 37-16 for the semi-state crown.
- One of three unbeaten teams remaining in the state (Andrean, Columbus East).
- Royals lead the state scoring 56.0 ppg and rank second in margin of victory at 40.5 ppg.
- Team has scored 52.6 ppg on five tournament opponents.
- Captured the Mid-Indiana Conference crown with 5-0 record.
- Eastern Hancock senior RB Spencer Gilbert leads the state with 302 points this season, making him the ninth player in state history to score at least 300 points in a season. He's currently tied with Billy Morton of South Spencer (1988) for ninth on single-season scoring. He's also cracked the top 25 single-season rushing list with 2,769 yards.
- Team is 39-30 (.565) in state tournament since 1973.

Football State Tournament History

State Champion: **(1)** 1985 (A)

Semi-State Championships: **(1)** 1985 (A), 2013 (A)

Regional Championships: **(2)** 1985 (A), 2013 (A)

Sectional Championships: **(9)** 1983 (A), 1984 (A), 1985 (A), 1987 (A), 1988 (A), 2002 (A), 2003 (A), 2006 (A), 2013 (A)

School's IHSAA State Championship History (1)

Football: **(1)** 1985-86 (A)

Class 2A State Finalist Team Notes

Ritter returns to 2A title game to face a hot Tipton team hungry for its first state championship.

Tipton Blue Devils

- Ranked #7 in Associated Press poll and #9 in state coaches poll.
- Tipton making third appearance in a state championship game, its first in Class 2A, and is looking for its first state football title.
- Team won its fourth straight sectional this season and won first regional and semi-state championships since 1994.
- One of two Tipton County schools competing in state championship games along with 1A finalist Tri-Central.
- Senior QB Austin Hooker ran for four TDs and passed for 171 yards in Tipton's semi-state triumph on Friday.
- Devils avenged two of their three regular season losses during tournament run defeating #2 Lafayette Central Catholic 28-24 in the sectional semifinal and #5 Rensselaer Central 27-0 in the semi-state. Both are Hoosier Conference rivals.
- The win over Lafayette Central Catholic ended the Knights' 25-game tournament winning streak.
- Blue Devils' defense ranks 19th in state allowing only 13.4 points per game this season. In Friday's semi-state game, they held Rensselaer (37+ ppg) scoreless in seven trips past mid-field.
- Tipton finished fourth in the Hoosier Conference race this year with a 3-3 record.
- Team is 53-28 (.654) in state tournament games since 1973.
- Ninth year coach Aaron Tolle is the son of Mike Tolle who coached Tipton to its 1988 and 1994 state runner-up finishes.

Football State Tournament History

State Runner-Up: **(2)** 1988 (3A), 1994 (3A)

Semi-State Championships: **(3)** 1988 (3A), 1994 (3A), 2013 (2A)

Regional Championships: **(3)** 1988 (3A), 1994 (3A), 2013 (2A)

Sectional Championships: **(9)** 1988 (3A), 1991 (3A), 1993 (3A), 1994 (3A), 2001 (3A), 2010 (2A), 2011 (2A), 2012 (2A), 2013 (2A)

School's IHSAA State Championship History (2)

Boys Golf: **(1)** 1993-94

Softball: **(1)** 1989-90

Indianapolis Cardinal Ritter Raiders

- Ranked #2 in state coaches poll and #3 by the Associated Press.
- Indianapolis Cardinal Ritter making its third state championship game appearance in six years, its second straight in Class 2A and gunning for its first 2A title. Raiders finished as the runner-up to Fort Wayne Bishop Luers last season.
- Senior quarterback Jake Purichia leads the state in passing with 3,445 yards this season (246.1 ppg) and 44 TDs.
- Senior WR Jake Hagan ranks third in state in receiving with 1,395 yards (20.5 ypc and 99.6 ppg).
- One of two teams returning from last year's state championship games (Indianapolis Cathedral).
- Cardinal Ritter ranks third among 2A schools averaging 41.1 ppg and fourth in margin of victory at 20.7 ppg.
- Raiders have put up 35+ points in four of their five tournament games.
- Defeated #4 Indianapolis Scecina on the road 28-14 for the regional crown and then #12 Paoli 49-16 for the semi-state title.
- Raiders won the Indiana Crossroads Conference title this season with a 5-0 record.
- Cardinal Ritter is 75-26 (.743) in state tournament games since 1973.
- Team fell to 3A state finalist Brebeuf Jesuit 49-28 on Sept. 6.

Football State Tournament History

State Champion: **(3)** 1977 (A), 2003 (A), 2008 (A)

State Runner-Up: **(6)** 1987 (2A), 1991 (A), 1992 (A), 2004 (A), 2006 (A), 2012 (2A)

Semi-State Championships: **(9)** 1987 (2A), 1991 (A), 1992 (A), 2003 (A), 2004 (A), 2006 (A), 2008 (A), 2012 (2A), 2013 (2A)

Regional Championships: **(13)** 1977 (A), 1985 (2A), 1987 (2A), 1991 (A), 1992 (A), 1999 (A), 2003 (A), 2004 (A), 2006 (A), 2007 (A), 2008 (A), 2012 (2A), 2013 (2A)

Sectional Championships: **(15)** 1977 (A), 1985 (2A), 1986 (2A), 1987 (2A), 1991 (A), 1992 (A), 1999 (A), 2003 (A), 2004 (A), 2006 (A), 2007 (A), 2008 (A), 2009 (2A), 2012 (2A), 2013 (2A)

School's IHSAA State Championship History (3)

Football: **(3)** 1977-78 (A), 2003-04 (A), 2008-09 (A)

Class 3A State Finalist Team Notes

High-scoring Andrean to meet Brebeuf Jesuit for all the 3A marbles.

Andrean Fighting 59ers

- Ranked #1 in both the Associated Press and state coaches polls.
- Top-ranked Andrean playing in first football state championship game since 2004 title year.
- Fighting 59ers playing for second state championship in school history and first undefeated 15-0 season.
- One of three unbeaten teams remaining in the state (Columbus East, Eastern Hancock).
- Andrean among state's best in points per game (44.6 ppg) and margin of victory (30.2 ppg). Defense has only surrendered 14.4 ppg this season.
- Team topped #12 Jimtown 27-7 for the regional title and #6 West Lafayette 52-7 to win the semi-state.
- Team has scored 42+ points in four of five state tournament games and only allowed a TD or less in four of those games.
- 59ers claimed the Northwest Crossroads Conference title with a 6-0 record.
- Andrean is 69-27 (.719) in state tournament games since 1973.

Football State Tournament History

State Champion: **(1)** 2004 (3A)

State Runner-Up: **(3)** 1997 (3A), 2001 (3A), 2002 (3A)

Semi-State Championships: **(5)** 1997 (3A), 2001 (3A), 2002 (3A), 2004 (3A), 2013 (3A)

Regional Championships: **(7)** 1997 (3A), 1998 (3A), 2001 (3A), 2002 (3A), 2004 (3A), 2012 (2A), 2013 (3A)

Sectional Championships: **(16)** 1989 (4A), 1990 (4A), 1991 (4A), 1996 (3A), 1997 (3A), 1998 (3A), 2001 (3A), 2002 (3A), 2003 (3A), 2004 (3A), 2007 (3A), 2008 (3A), 2009 (3A), 2010 (3A), 2012 (2A), 2013 (3A)

School's IHSAA State Championship History (7)

Baseball: **(3)** 2004-05 (3A), 2008-09 (3A), 2009-10 (3A)

Football: **(1)** 2004-05 (3A)

Softball: **(3)** 1997-98 (2A), 2006-07 (3A), 2011-12 (3A)

Brebeuf Jesuit Braves

- Ranked #7 by both the state coaches and Associated Press polls.
- Brebeuf Jesuit is making its first appearance in the football state finals on the heels of winning the school's first sectional title.
- One of two teams playing in a state championship game for the first time (Tri-Central).
- Braves intercepted five Gibson Southern passes and RB LeVante' Bellamy delivered touchdown runs of 60, 11 and 67 yards as the Braves scored 28 straight points in the first quarter en route to a 35-14 semi-state win.
- Braves' coach Mic Roessler is in his first season leading the team.
- Among its 11 wins this season is a 49-28 road win over 2A state finalist Indianapolis Cardinal Ritter on Sept. 6.
- School celebrated the volleyball team's fourth 3A state championship earlier this month.

Football State Tournament History

Brebeuf Jesuit is making its first appearance in a state championship football game.

Semi-State Championships: 2013 (3A)

Regional Championships: 2013 (3A)

Sectional Championships: 2013 (3A)

School's IHSAA State Championship History (16)

Boys Basketball: **(1)** 1999-00 (3A)

Girls Basketball: **(2)** 2003-04 (3A), 2006-07 (3A)

Boys Golf: **(2)** 2009-10, 2010-11

Girls Golf: **(1)** 2006-07

Boys Tennis: **(1)** 1973-74

Girls Tennis: **(5)** 1978-79, 1979-80, 1980-81, 1982-83, 1983-84

Volleyball: **(4)** 2003-04 (3A), 2005-06 (3A), 2009-10 (3A), 2013-14 (3A)

Class 4A State Finalist Team Notes

Columbus East offense to square off against Bishop Dwenger defense.

Fort Wayne Bishop Dwenger Saints

- Ranked #7 in the state coaches poll and unranked by the Associated Press.
- Bishop Dwenger advances to the Class 4A state championship game for the third time in six years and aiming for fourth title overall, its first in 4A.
- Dwenger started season 5-0 before losing three straight games before finishing regular season with a victory over conference rival Bishop Luers. Saints defense has risen to the occasion and surrendered a TD or less in five of last six games including a 38-0 semi-state win over East Chicago Central.
- In the middle of that three-game skid was a 47-30 loss to 5A finalist Indianapolis Cathedral on Oct. 4.
- Team defeated #9 East Noble 33-13 for sectional title and then topped #8 New Haven 42-7 for regional crown.
- Finished third in the Summit Athletic Conference this season with a 5-2 record.
- Bishop Dwenger is 97-29 (.770) in state tournament games since 1973.
- Bishop Dwenger is one of two schools (Indianapolis Cathedral) to appear in an IHSAA state championship football game in each of the last five decades since the beginning of the state tournament in 1973 (i.e., 1973-79, 1980-89, 1990-99, 2000-09, 2010-current).

Football State Tournament History

State Champion: **(3)** 1983 (3A), 1990 (3A), 1991 (3A)

State Runner-Up: **(5)** 1978 (3A), 1996 (3A), 2002 (4A), 2008 (4A), 2010 (4A)

Semi-State Championships: **(8)** 1983 (3A), 1990 (3A), 1991 (3A), 1996 (3A), 2002 (4A), 2008 (4A), 2010 (4A), 2013 (4A)

Regional Championships: **(18)** 1978 (3A), 1983 (3A), 1984 (3A), 1987 (3A), 1988 (3A), 1990 (3A), 1991 (3A), 1993 (3A), 1996 (3A), 1997 (4A), 2002 (4A), 2003 (4A), 2006 (4A), 2007 (4A), 2008 (4A), 2009 (4A), 2010 (4A), 2013 (4A)

Sectional Championships: **(22)** 1978 (3A), 1983 (3A), 1984 (3A), 1985 (4A), 1987 (3A), 1988 (3A), 1989 (3A), 1990 (3A), 1991 (3A), 1992 (3A), 1993 (3A), 1996 (3A), 1997 (4A), 2002 (4A), 2003 (4A), 2006 (4A), 2007 (4A), 2008 (4A), 2009 (4A), 2010 (4A), 2012 (4A), 2013 (4A)

School's IHSAA State Championship History (11)

Football: **(3)** 1983-84 (3A), 1990-91 (3A), 1991-92 (3A)

Girls Gymnastics: **(5)** 1994-95, 2002-03, 2004-05, 2005-06, 2011-12

Girls Soccer: **(2)** 2005-06, 2006-07

Softball: **(1)** 2009-10 (3A)

Columbus East Olympians

- Ranked #1 in both the state coaches and Associated Press polls.
- Olympians are making first appearance since their 1979 3A state championship and seeking school's second perfect season. The 1979 team finished 13-0.
- One of three unbeaten teams remaining in the state (Andrean, Eastern Hancock).
- Olympians have had five perfect 9-0 regular seasons since 2004.
- Columbus East ranks #3 in state in scoring at 52.1 ppg and #1 in margin of victory at 41.0 ppg. Defense ranks #7 in state allowing just 11.1 points per game.
- Team shut out #6 Jasper 42-0 for the regional crown and topped #2 New Palestine 49-14 for its first semi-state championship.
- Junior RB Markell Jones went for 318 yards and four touchdowns in the semi-state win, including runs for 45 and 26 in the final quarter. He ranks fifth in the state with 2,454 yards on the ground (175.3 ypg) and scored 40 TD.
- Columbus East is 48-32 (.600) in state tournament games since 1973.
- First Bartholomew County team to play in a football state championship game.
- Team is guided by Bob Gaddis, now in his 35th season of head coaching and 13th year at Columbus East.
- Olympians won the Hoosier Hills Conference title with a 7-0 record.

Football State Tournament History

State Champion: **(1)** 1979 (3A)

Appearances: **(2)** 1979 (3A), 2013 (4A)

Semi-State Championships: **(1)** 2013 (4A)

Regional Championships: **(7)** 1979 (3A), 2004 (4A), 2006 (4A), 2008 (4A), 2011 (4A), 2012 (4A), 2013 (4A)

Sectional Championships: **(9)** 1978 (3A), 1979 (3A), 2004 (4A), 2006 (4A), 2007 (4A), 2008 (4A), 2011 (4A), 2012 (4A), 2013 (4A)

School's IHSAA State Championship History (3)

Football: **(1)** 1979-80 (3A)

Girls Gymnastics: **(1)** 1989-90

Girls Swimming: **(1)** 1982-83

Class 5A State Finalist Team Notes

Can Cathedral capture fourth straight championship against top-ranked Westfield?

Westfield Shamrocks

- Ranked #1 in both state coaches association and Associated Press polls.
- Westfield making second-ever trip to football state championship game and first time since 1992 2A runner-up season.
- Shamrocks had struggled through five straight losing seasons until breaking out this year.
- Shamrocks defeated #4 Fort Wayne Snider on the road 36-7 to win its first regional since 1993 and then turned away #8 Concord 35-3 to win its first since semi-state since 1992.
- Team's only loss this season was 48-45 triple-overtime thriller to Fishers at Lucas Oil Stadium on Sept. 7.
- Shamrocks rank #7 among Class 5A teams scoring 34.2 ppg and #1 among 5A teams in margin of victory at 17.6 ppg. The defense has allowed only 16.5 ppg, fifth-best in 5A.
- Senior QB Nick Ferrer ranks among state passing leaders with 2,543 yards (195.6 ypg) and 28 TDs.
- Senior WR Devin Reece ranks among state leaders with 962 yards (74.0 ypg) and 15 TD.
- Team shared the Hoosier Crossroads Conference championship with Fishers with an 8-1 record.
- Westfield is 36-29 (.554) in state tournament games since 1973.
- School celebrated the boys golf team's first championship last June.

Football State Tournament History

State Runner-Up: **(1)** 1992 (2A)

Semi-State Championships: **(2)** 1992 (2A), 2013 (5A)

Regional Championships: **(3)** 1992 (2A), 1993 (2A), 2013 (5A)

Sectional Championships: **(6)** 1986 (A), 1992 (2A), 1993 (2A), 1997 (2A), 2007 (4A), 2013 (5A)

School's IHSAA State Championship History (5)

Girls Cross Country: **(4)** 1998-99, 2005-06, 2006-07, 2007-08

Boys Golf: **(1)** 2012-13

Indianapolis Cathedral Fighting Irish

- Ranked #2 by the state coaches association and #5 by the Associated Press.
- Indianapolis Cathedral playing in its fourth consecutive state championship game and first in Class 5A. School is making its sixth appearance in last eight years. Fighting Irish are 10-3 in state championship games and haven't lost in last nine trips.
- Fighting Irish won last three Class 4A state championships and will try to become fourth team to win four consecutive crowns. Warren Central won four straight 5A titles from 2003-06 while Lafayette Central Catholic (1A) and Fort Wayne Bishop Luers (2A) won four in a row from 2009-12.
- Cathedral has won 23 consecutive state tournament games dating back to 2010 which is tied for fourth in state history.
All-Time Consecutive Tournament Victories
26: Warren Central, 2003-07; Fort Wayne Bishop Luers, 2009-13.
25: Lafayette Central Catholic, 2009-13.
23: Indianapolis Cathedral, 2010-13; Roncalli, 2002-05; Sheridan, 2005-08.
- Cathedral will be playing for the school's 11th state championship on Saturday which would tie for second-most in state history.
Most Football State Championships
12: Indianapolis Bishop Chatard.
11: Fort Wayne Bishop Luers.
10: Indianapolis Cathedral.
9: Sheridan.
- With a victory, head coach Rick Streiff would tie two others for the most football state championships.
Coaches with Most State Championships
9: Bud Wright, Sheridan; Matt Lindsay, Fort Wayne Bishop Luers.
8: Rick Streiff, Indianapolis Cathedral; Dick Dullaghan, Carmel/Ben Davis.
- Team was 2-4 after six weeks and entered state tournament at 4-5 for second year in a row. Irish trying to equal last year's 10-5 finish.
Note: NorthWood won the 2005 3A crown with a 9-6 record.
- Defeated #3 Whiteland 56-28 to win eight straight regional crown and #2 Terre Haute North 42-20 for the semi-state title.
- Cathedral is one of two schools (Fort Wayne Bishop Dwenger) to appear in an IHSAA state championship football game in each of the last five decades since the beginning of the state tournament in 1973 (i.e., 1973-79, 1980-89, 1990-99, 2000-09, 2010-current).

Football State Tournament History

State Champion: **(10)** 1986 (3A), 1992 (3A), 1996 (4A), 1998 (4A), 1999 (4A), 2006 (4A), 2008 (4A), 2010 (4A), 2011 (4A), 2012 (4A)

State Runner-Up: **(3)** 1973 (3A), 1976 (3A), 1991 (3A)

Semi-State Championships: **(12)** 1986 (3A), 1991 (3A), 1992 (3A), 1996 (4A), 1998 (4A), 1999 (4A), 2006 (4A), 2008 (4A), 2010 (4A), 2011 (4A), 2012 (4A), 2013 (5A)

Regional Championships: **(16)** 1976 (3A), 1986 (3A), 1991 (3A), 1992 (3A), 1996 (4A), 1998 (4A), 1999 (4A), 2001 (4A), 2006 (4A), 2007 (4A), 2008 (4A), 2009 (4A), 2010 (4A), 2011 (4A), 2012 (4A), 2013 (5A)

Sectional Championships: **(18)** 1976 (3A), 1986 (3A), 1987 (3A), 1991 (3A), 1992 (3A), 1993 (4A), 1996 (4A), 1998 (4A), 1999 (4A), 2001 (4A), 2006 (4A), 2007 (4A), 2008 (4A), 2009 (4A), 2010 (4A), 2011 (4A), 2012 (4A), 2013 (5A)

Class 6A State Finalist Team Notes

Two conference rivals meet for the third time in eight years for the big-school title

Carmel Greyhounds

- Ranked #4 by State Coaches Association and #6 in AP poll.
- Carmel seeking second state championship in three years and making its sixth title game appearance in eight years.
- School playing for its eight football state championship and would become sixth school with as many titles.
- Greyhounds are 7-4 in state championship games but 0-2 vs. Warren Central in those games (2006, 2009).
- Carmel defeated Warren Central at home 21-15 on Oct. 4 and are 6-4 vs. Warren Central in last 10 meetings.
- Greyhounds rank 10th among 6A schools in points per game (30.9) and points allowed (17.2) and sixth in margin of victory (13.6).
- Kevin Wright is one of five coaches to have won state championships at two different schools and would become the first with multiple titles at both.
- With a win, Wright would become the eighth coach with five or more state championships. His father is Sheridan's Larry "Bud" Wright, the state's career wins leader and owner of nine state titles.

Football State Tournament History

State Champion: **(7)** 1978 (3A), 1980 (3A), 1981 (3A), 1986 (5A), 1989 (5A), 2007 (5A), 2011 (5A)

State Runner-Up: **(4)** 1975 (3A), 2006 (5A), 2008 (5A), 2009 (5A)

Semi-State Championships: **(9)** 1981 (3A), 1986 (5A), 1989 (5A), 2006 (5A), 2007 (5A), 2008 (5A), 2009 (5A), 2011 (5A), 2013 (6A)

Regional Championships: **(16)** 1978 (3A), 1980 (3A), 1981 (3A), 1982 (3A), 1986 (5A), 1987 (5A), 1989 (5A), 1994 (5A), 1995 (5A), 1996 (5A), 2006 (5A), 2007 (5A), 2008 (5A), 2009 (5A), 2011 (5A), 2013 (6A)

Sectional Championships: **(25)** 1975 (3A), 1978 (3A), 1980 (3A), 1981 (3A), 1982 (3A), 1984 (4A), 1985 (5A), 1986 (5A), 1987 (5A), 1989 (5A), 1992 (5A), 1994 (5A), 1995 (5A), 1996 (5A), 1998 (5A), 1999 (5A), 2001 (5A), 2003 (5A), 2004 (5A), 2006 (5A), 2007 (5A), 2008 (5A), 2009 (5A), 2011 (5A), 2013 (6A)

School's IHSAA State Championship History (117)

Greyhounds are seeking their 118th IHSAA state championship overall and fourth this fall. They've already won titles in girls golf, boys cross country and girls cross country this school year. They were a state finalist in boys tennis and finished as the state runner-up in 4A volleyball. Over the last four school years, Carmel has won 22 championships including a state record seven in 2011-12.

Warren Central Warriors

- Ranked #7 by State Coaches Association and #8 in AP poll.
- School playing for its eight football state championship and would become sixth school with as many titles.
- Warren Central is 7-0 in state championship games including 2-0 vs. Carmel (2006, 2009).
- Warriors have faced a Metropolitan Interscholastic Conference foe in every tournament game and will face Carmel for the second time this season. Warren dropped a 21-15 road decision to the Greyhounds on Oct. 4. With a victory over Carmel on Saturday, Warren will have avenged all three regular season defeats in consecutive weeks.
- School shares state record with Fort Wayne Bishop Luers for most consecutive tournament victories winning 26 straight games from 2003-07.
- Head coach Jayson West would become the first coach to win back-to-back state championships at two different schools. West coached Lawrence Central to its first title a year ago and becomes the second coach to advance to the state finals with two different teams in consecutive years. Jim Belden coached Noblesville to a 2A runner-up finish in 1979 and then led Carmel to the 3A title in 1980.
- With a victory, West would become the sixth coach to win a state championship at two different schools.
- West is trying to become the fifth different coach to win a football championship at Warren Central joining Jerry Stauffer, Kevin Wright, Steve Tutsie and John Hart.
- School served as the host site for the annual Class 2A state championship game for seven years between 1977 and 1983 before all championship games were moved to the Hoosier Dome in 1984.

Football State Tournament History

State Champion: **(7)** 1984 (4A), 1985 (5A), 2003 (5A), 2004 (5A), 2005 (5A), 2006 (5A), 2009 (5A)

State Runner-Up: None.

Semi-State Championships: **(8)** 1984 (4A), 1985 (5A), 2003 (5A), 2004 (5A), 2005 (5A), 2006 (5A), 2009 (5A), 2013 (6A)

Regional Championships: **(8)** 1984 (4A), 1985 (5A), 2003 (5A), 2004 (5A), 2005 (5A), 2006 (5A), 2009 (5A), 2013 (6A)

Sectional Championships: **(14)** 1984 (4A), 1985 (5A), 1986 (5A), 1994 (5A), 2000 (5A), 2001 (5A), 2002 (5A), 2003 (5A), 2004 (5A), 2005 (5A), 2006 (5A), 2008 (5A), 2009 (5A), 2013 (6A)

School's IHSAA State Championship History (21)

Boys Cross Country **(2)** 2005-06, 2006-07

Football **(7)** 1984-85 (4A), 1985-86 (5A), 2003-04 (5A), 2004-05 (5A), 2005-06 (5A), 2006-07 (5A), 2009-10 (5A)

Boys Golf **(1)** 1982-83

Boys Gymnastics **(2)** 1979-80, 1982-83

Softball **(1)** 1984-85

Boys Track **(4)** 1994-95, 1995-96, 2005-06, 2006-07

Girls Track **(3)** 2005-06, 2006-07, 2007-08

Wrestling **(1)** 1979-80

Associated Press - Final Regular Season Poll

Class 6A

1.	Penn (14)	9-0	342
2.	Ben Davis (4)	7-2	322
3.	Center Grove	8-1	278
4.	Southport	9-0	224
5.	Fishers	8-1	202
6.	Carmel	6-3	168
7.	Merrillville	8-1	142
8.	Warren Central	6-3	118
9.	Pike	5-4	92
10.	Hamilton Southeastern	7-2	64

Others: Carroll (Fort Wayne) 22; Avon 4; Lake Central 2.

Class 5A

1.	Westfield (18)	8-1	360
2.	Terre Haute North	7-2	306
3.	Whiteland	7-2	270
4.	Fort Wayne Snider	7-2	214
5.	Indianapolis Cathedral	4-5	202
6.	Martinsville	7-2	178
7.	Mishawaka	6-3	124
8.	Concord	7-2	108
9.	Fort Wayne North Side	6-3	82
10.	Munster	6-3	32

Others: Fort Wayne Wayne 24; Zionsville 22; Decatur Central 22; Richmond 20; Castle 12; Floyd Central 4.

Class 4A

1.	Columbus East (15)	9-0	350
2.	New Palestine (1)	9-0	298
3.	New Prairie	9-0	276
4.	Indianapolis Bishop Chatard (2)	6-3	256
5.	Leo	9-0	208
6.	Jasper	8-1	170
7.	Roncalli	6-3	136
8.	New Haven	8-1	100
9.	East Noble	7-2	64
10.	Mt. Vernon (Fortville)	7-2	48

Others: Fort Wayne Bishop Dwenger 22; Hammond Morton 18; Plymouth 18; Evansville Reitz 10; South Bend St. Joseph 4; Evansville Central 2.

Class 3A

1.	Andean (16)	9-0	356
2.	Gibson Southern (2)	9-0	316
3.	Batesville	9-0	228
4.	Brownstown Central	9-0	216
5.	Yorktown	8-1	192
6.	West Lafayette	8-1	186
7.	Brebeuf Jesuit	6-3	122
8.	Western	8-1	104
9.	Fort Wayne Concordia	6-3	82
10.	Hamilton Heights	7-2	50

Others: Tri-West Hendricks 40; Jimtown 28; Greencastle 26; Delta 16; Fairfield 10; Evansville Bosse 4; Indian Creek 4.

Class 2A

1.	Evansville Mater Dei (18)	9-0	360
2.	Lafayette Central Catholic	8-1	318
3.	Indianapolis Cardinal Ritter	7-2	292
4.	Indianapolis Sccecina	7-2	234
5.	Rensselaer Central	7-2	204
6.	Southridge	7-2	164
7.	Tipton	6-3	126
8.	Triton Central	7-2	102
9.	Churubusco	7-2	60
10.	Woodlan	6-3	46

Others: Shenandoah 32; Paoli 12; Providence 12; Bremen 8; South Spencer 6; Bluffton 4.

Class A

1.	Linton-Stockton (12)	9-0	340
2.	North Vermillion (4)	9-0	322
3.	Winamac (1)	9-0	290
4.	Eastern Hancock (1)	9-0	272
5.	South Putnam	8-1	198
6.	Fountain Central	8-1	176
7.	Whiting	8-1	106
8.	Tri-Central	8-1	84
9.	Pioneer	7-2	78
10.	North Central (Farmersburg)	7-2	44

Others: Tecumseh 28; Perry Central 22; Howe 10; Sheridan 6; West Central 2; Indianapolis Lutheran 2.

Indiana Football Coaches Association - Final Regular Season Poll

Class 6A

1.	Penn (6)	9-0	95
2.	Ben Davis (3)	7-2	91
3.	Center Grove (1)	8-1	78
4.	Carmel	6-3	58
5.	Southport	9-0	46
6.	Merrillville	8-1	41
7.	Warren Central	6-3	40
8.	Pike	5-4	39
9.	Fishers	8-1	34
10.	Hamilton Southeastern	7-2	10

Others: Carroll (Fort Wayne) 9; Lake Central 8; Lawrence Central 1.

Class 5A

1.	Westfield (8)	8-1	98
2.	Indianapolis Cathedral (2)	4-5	84
3.	Terre Haute North	7-2	78
4.	Fort Wayne Snider	7-2	66
5.	Whiteland	7-2	50
6.	Martinsville	7-2	47
7.	Mishawaka	6-3	35
8.	Concord	7-2	35
9.	Fort Wayne North Side	6-3	33
10.	Fort Wayne Wayne	6-3	9

Others: Munster 7; Decatur Central 5; Zionsville 3.

Class 4A

1.	Columbus East (10)	9-0	100
2.	New Palestine	9-0	73
3.	Indianapolis Bishop Chatard	6-3	69
4.	New Prairie	9-0	65
5.	Leo	9-0	53
6.	Jasper	8-1	50
7.	Fort Wayne Bishop Dwenger	6-3	38
8.	New Haven	8-1	25
9.	East Noble	7-2	25
10.	Hammond Morton	7-2	19

Others: Roncalli 13; Mt. Vernon (Fortville) 8; Evansville Reitz 6; Plymouth 4; South Bend St. Joseph 2.

Class 3A

1.	Andean (10)	9-0	100
2.	Gibson Southern	9-0	87
3.	West Lafayette	8-1	69
4.	Batesville	9-0	51
5.	Jimtown		47
6.	Brownstown Central	9-0	44
7.	Brebeuf Jesuit	6-3	41
8.	Yorktown	8-1	37
9.	Western	8-1	34
10.	Hamilton Heights	7-2	17

Others: Tri-West Hendricks 10; Fort Wayne Concordia 6; Fairfield 4; Delta 3.

Class 2A

1.	Evansville Mater Dei (10)	9-0	100
2.	Indianapolis Cardinal Ritter	7-2	84
3.	Lafayette Central Catholic	8-1	78
4.	Indianapolis Sccecina	7-2	75
5.	Rensselaer Central	7-2	61
6.	Triton Central	7-2	33
7.	Woodlan	6-3	28
8.	Southridge	7-2	23
9.	Tipton	6-3	22
10.	Bremen	6-3	13

Others: Park Tudor 7; Cass 6; Speedway 5; Paoli 4; Shenandoah 3; Churubusco 3; South Spencer 3; Oak Hill 2.

Class A

1.	Winamac (5)	9-0	93
2.	Linton-Stockton (5)	9-0	92
2.	North Vermillion	9-0	77
4.	Eastern Hancock	9-0	69
5.	South Putnam	8-1	61
6.	Fountain Central	8-1	40
7.	Tri-Central	8-1	28
8.	Whiting	8-1	26
9.	Pioneer	7-2	21
10.	Tecumseh	8-1	20

Others: Perry Central 11; North Central (Farmersburg) 7; Indianapolis Lutheran 2; North Daviess 1; South Central (Union Mills) 1; Sheridan 1.

IHSAA State Championship Game Scores

Year	State Champion	Coach	Rec	Runner-Up	Coach	Rec	Score
1973-74	3A South Bend Washington	Bob Van Camp	12-0	South Bend Washington HS Indianapolis Cathedral	Mike McGinley	11-1	19-13
	2A Greenfield-Central	Clayton Myers	12-0	Greenfield-Central HS Blackford	Eldon Leeth	9-3	21-12
	A Mishawaka Marian	Mike Hecklinski	10-2	Providence HS Providence	Gene Sartini	11-1	21-14
1974-75	3A Indianapolis Washington	Bob Springer	12-0	North Central HS Mishawaka	Bill Doba	10-2	19-12
	2A Blackford	Eldon Leeth	12-0	Blackford HS Boonville	Bill Harrawood	10-2	28-14
	A Garrett	David Wiant	11-0	Garrett HS North Knox	Jim Beery	9-3	20-6
1975-76	3A Valparaiso	Tom Stokes	12-0	Valparaiso HS Carmel	Dick Dullaghan	11-1	14-13
	2A Mishawaka Marian	Mike Hecklinski	11-0	Greenfield-Central HS Greenfield-Central	Clayton Myers	9-3	34-0
	A Lawrenceburg	Dick Meador	11-1	Lawrenceburg HS Wes-Del	Dave Land	11-1	28-14
1976-77	3A Merrillville	Ken Haupt	11-1	Indianapolis Cathedral HS Indianapolis Cathedral	Mike McGinley	12-1	28-24
	2A Mishawaka Marian	Mike Hecklinski	12-0	Mishawaka Marian HS Jasper	Jerry Brewer	12-1	34-7
	A Lafayette Central Catholic	Paul LaRocca	11-2	Lafayette Central Catholic HS Lawrenceburg	Dick Meador	11-2	8-6
1977-78	3A Portage	Les Klein	12-1	North Central HS Evansville Reitz	Bob Padgett	12-1	33-14
	2A Plymouth	Bill Nixon	13-0	Warren Central HS Jasper	Jerry Brewer	12-1	21-14 2OT
	A Indianapolis Cardinal Ritter	Duffy Hagist	11-1	Lawrence Central HS Tippecanoe Valley	Charles Smith	12-1	15-6
1978-79	3A Carmel	Dick Dullaghan	13-0	North Central HS Fort Wayne Bishop Dwenger	Larry Bartolameo	12-1	35-18
	2A Goshen	Ken Mirer	12-1	Warren Central HS Brownsburg	Vic Overman	11-2	9-0
	A Lawrenceburg	Dick Meador	13-0	Lawrence Central HS Fountain Central	Dale Hummer	11-2	34-6
1979-80	3A Columbus East	John Stafford	13-0	North Central HS Hobart	Don Howell	11-1	21-14
	2A Blackford	Charles Lori	13-0	Warren Central HS Noblesville	Jim Belden	12-1	24-22
	A Tippecanoe Valley	Charles Smith	13-0	Lawrence Central HS Hamilton Southeastern	David Enright	12-1	44-14
1980-81	3A Carmel	Jim Belden	13-0	North Central HS Hobart	Don Howell	11-2	13-7
	2A Franklin Central	Chuck Stephens	13-0	Warren Central HS NorthWood	James Andrews	11-2	19-13
	A Sheridan	Larry Wright	13-0	Lawrence Central HS North Judson	Russ Radtke	12-1	27-0
1981-82	3A Carmel	Jim Belden	14-0	North Central HS Fort Wayne Snider	Mike Hawley	13-1	27-0
	2A Franklin Central	Chuck Stephens	12-1	Warren Central HS Goshen	Ken Mirer	11-1	34-20
	A Hamilton Southeastern	Dave Enright	11-0	Lawrence Central HS Woodlan	Leland Etzler	8-3	7-6
1982-83	3A Castle	John Lidy	14-0	North Central HS Hobart	Don Howell	13-1	26-23
	2A Franklin Central	Chuck Stephens	12-2	Warren Central HS McCutcheon	Frank O'Shea	13-1	40-13
	A Oak Hill	Terry Lichtenberg	13-1	Lawrence Central HS Southridge	Bob Hawkins	11-3	14-7
1983-84	4A Penn	Chris Geesman	14-0	North Central HS Indianapolis Washington	Bob Springer	13-1	25-14
	3A Fort Wayne Bishop Dwenger	Andy Johns	14-0	Warren Central HS Roncalli	Bill Kuntz	12-2	22-21
	2A Indianapolis Bishop Chatard	Chuck Schwanekamp	14-0	Lawrence Central HS Fort Wayne Bishop Luers	Steve Keefer	9-5	20-16
	A Fountain Central	Rick Malone	13-1	Lawrence North HS Churubusco	Rick Lightfoot	11-3	12-3
RCA Dome (originally Hoosier Dome 1984-94)							
1984-85	4A Warren Central	Jerry Stauffer	14-0	Hobart	Don Howell	13-1	28-8
	3A Brownsburg	Mike Godan	14-0	Concord	Tom Conn	10-4	17-12
	2A Indianapolis Bishop Chatard	Chuck Schwanekamp	13-1	West Lafayette	Ernie Beck	11-3	35-7
	A Sheridan	Larry Wright	14-0	North Judson	Russ Radtke	13-1	19-10
1985-86	5A Warren Central	Jerry Stauffer	14-0	Valparaiso	Mark Hoffman	12-2	41-7
	4A Brownsburg	Mike Godan	14-0	Hobart	Don Howell	13-1	23-17
	3A Roncalli	Bill Kuntz	13-1	Wawasee	Myron Dickerson	9-5	37-3
	2A Fort Wayne Bishop Luers	Steve Keefer	11-3	Lawrenceburg	Glenn Crocker	13-1	25-7
	A Eastern Hancock	Bob Copeland	13-1	Jimtown	Bill Sharpe	11-2	20-7
1986-87	5A Carmel	Jim Belden	14-0	Fort Wayne Snider	Mike Hawley	13-1	20-17 OT
	4A DeKalb	Dale Hummer	13-1	Franklin Central	Chuck Stephens	12-2	28-7
	3A Indianapolis Cathedral	Mike McGinley	12-2	NorthWood	Jim Andrews	12-2	12-0
	2A Whitko	Bryan Sprunger	14-0	Tell City	Mike Spencer	10-4	26-0
	A South Putnam	Mark Wildman	11-3	North Judson	Russ Radtke	13-1	29-21

1987-88	5A	Ben Davis	Dick Dullaghan	12-2	Highland	Dave Shelbourne	9-5	14-7
	4A	Hobart	Don Howell	14-0	Jasper	Jerry Brewer	13-1	31-0
	3A	Zionsville	Rick Wimmer	14-0	Elwood	Mark Hughes	12-2	23-7
	2A	Rochester	Mark Miller	12-2	Indianapolis Cardinal Ritter	Rick Carrico	12-2	23-20
	A	Sheridan	Larry Wright	12-2	Jimtown	Bill Sharpe	12-1	10-0
1988-89	5A	Ben Davis	Dick Dullaghan	14-0	Marion	Mark Surface	13-1	43-0
	4A	Goshen	Randy Robertson	14-0	Franklin Central	Chuck Stephens	11-3	24-10
	3A	Roncalli	Bill Sylvester	12-2	Tipton	Mike Tolle	11-3	14-13
	2A	Western Boone	Jeff Pearson	13-1	South Spencer	Jerry Denstorff	12-2	14-7
	A	Sheridan	Larry Wright	14-0	Bremen	Martin Huber	11-3	59-0
1989-90	5A	Carmel	Jim Belden	13-1	Penn	Chris Geesman	13-1	10-7
	4A	Hobart	Don Howell	13-1	Franklin Central	Chuck Stephens	12-2	17-7
	3A	Hammond Bishop Noll	Jerry Vlastic	13-1	Roncalli	Bill Sylvester	10-4	20-14
	2A	Fort Wayne Bishop Luers	Matt Lindsay	12-2	Tri-West Hendricks	Mike Gillin	13-1	24-22
	A	Bremen	John Kucela	11-3	Springs Valley	Bill Harris	13-1	31-8
1990-91	5A	Ben Davis	Dick Dullaghan	13-1	Marion	Mark Surface	13-1	37-3
	4A	Franklin Central	Chuck Stephens	14-0	Hobart	Don Howell	13-1	34-14
	3A	Fort Wayne Bishop Dwenger	Andy Johns	14-0	New Palestine	Marvin Shepler	12-2	56-14
	2A	Indianapolis Sccecina	Ott Hurrle	9-5	River Forest	Tom Redman	11-3	28-27
	A	South Decatur	Ken Wendling	13-0	Southwood	David Wilhelm	12-2	44-15
1991-92	5A	Ben Davis	Dick Dullaghan	14-0	Penn	Chris Geesman	13-1	38-14
	4A	Hobart	Don Howell	13-1	Seymour	Joe Goodman	12-2	20-0
	3A	Fort Wayne Bishop Dwenger	Andy Johns	13-1	Indianapolis Cathedral	Rick Streiff	11-3	34-27
	2A	Indianapolis Sccecina	Ott Hurrle	11-3	Fort Wayne Bishop Luers	Matt Lindsay	8-6	20-17
	A	Jimtown	Bill Sharpe	12-1	Indianapolis Cardinal Ritter	Vince Lorenzano	9-5	13-7
1992-93	5A	Fort Wayne Snider	Russ Isaacs	14-0	Ben Davis	Dick Dullaghan	12-2	24-21
	4A	Harrison (West Lafayette)	A.J. Rickard	13-1	Fort Wayne Wayne	Mark Newlin	10-4	21-3
	3A	Indianapolis Cathedral	Rick Streiff	12-2	Northwestern	Dan Robinson	13-1	33-14
	2A	Fort Wayne Bishop Luers	Matt Lindsay	13-1	Westfield	Dick Parker	12-2	17-0
	A	Sheridan	Larry Wright	10-4	Indianapolis Cardinal Ritter	Vince Lorenzano	8-6	6-0
1993-94	5A	Bloomington South	Mo Moriarity	14-0	Lake Central	Elmer Britton	11-3	33-27
	4A	Hobart	Don Howell	13-1	East Central	Rod Ballart	13-1	31-18
	3A	Roncalli	Bruce Scifres	14-0	NorthWood	Rich Dodson	13-1	14-12
	2A	West Lafayette	Ernie Beck	14-0	Providence	Gene Sartini	11-3	22-7
	A	North Miami	Bob Bridge	11-3	West Washington	Todd Pritchett	11-3	37-16
1994-95	5A	Castle	John Lidy	12-2	Portage	Craig Buzea	13-1	30-12
	4A	East Central	Rod Ballart	14-0	DeKalb	Ron Kock	13-1	35-0
	3A	Roncalli	Bruce Scifres	12-2	Tipton	Mike Tolle	12-2	35-14
	2A	Bremen	Martin Huber	12-2	Evansville Mater Dei	Frank Will	11-3	38-10
	A	North White	Jim Davis	14-0	Sheridan	Larry Wright	11-3	34-7
1995-96	5A	Penn	Chris Geesman	14-0	Evansville North	Mike Wilson	13-1	35-13
	4A	Fort Wayne Wayne	Mark Newlin	12-2	Franklin County	Kent Grider	12-2	28-8
	3A	South Bend St. Joseph's	Frank Amato	14-0	Jasper	Jerry Brewer	13-1	28-0
	2A	North Montgomery	Charley German	13-1	Bremen	Martin Huber	12-2	20-17
	A	Carroll (Flora)	John Hendryx	13-1	Tri-West Hendricks	Mark Haste	12-2	26-13
1996-97	5A	Penn	Chris Geesman	13-1	Ben Davis	Dick Dullaghan	12-2	17-14
	4A	Indianapolis Cathedral	Rick Streiff	14-0	Hobart	Don Howell	12-2	27-7
	3A	Zionsville	Larry McWhorter	14-0	Fort Wayne Bishop Dwenger	Andy Johns	12-2	14-7
	2A	North Montgomery	Charley German	13-1	Fort Wayne Bishop Luers	Matt Lindsay	8-6	37-34
	A	Tri-West Hendricks	Mark Haste	14-0	Carroll (Flora)	John Hendryx	13-1	37-14
1997-98	5A	Penn	Chris Geesman	14-1	Bloomington South	Mo Moriarity	14-1	21-20
	4A	Griffith	Russ Radtke	14-1	Hamilton Southeastern	Rob Cutter	13-2	49-7
	3A	Indianapolis Bishop Chatard	Craig Barr	14-1	Andean	Ted Karras, Jr.	12-2	27-24
	2A	Jimtown	Bill Sharpe	15-0	Clarksville	Dennis Hawkins	10-4	63-0
	A	Pioneer	Mike Johnson	15-0	Knightstown	Don Willard	14-1	49-21
1998-99	5A	Bloomington South	Mo Moriarity	14-0	Homestead	Cary Cavacini	14-1	35-14
	4A	Indianapolis Cathedral	Rick Streiff	13-2	Concord	Tim Dawson	10-5	38-7
	3A	Indianapolis Bishop Chatard	Craig Barr	13-2	NorthWood	Rich Dodson	11-4	23-6
	2A	Jimtown	Bill Sharpe	15-0	Western Boone	Jeff Pearson	14-1	28-0
	A	Sheridan	Larry Wright	14-1	North White	Jim Davis	12-3	56-33
1999-00	5A	Ben Davis	Dick Dullaghan	15-0	Penn	Chris Geesman	13-2	27-3
	4A	Indianapolis Cathedral	Rick Streiff	13-2	Goshen	Brad Park	12-3	24-21
	3A	Roncalli	Bruce Scifres	15-0	Norwell	Gary Scott	13-2	24-14
	2A	Fort Wayne Bishop Luers	Matt Lindsay	13-2	Danville	Bob Copeland	14-1	38-6
	A	Lafayette Central Catholic	Scott Muncy	14-0	Perry Central	Terry Wagner	12-3	59-7
2000-01	5A	Penn	Chris Geesman	14-1	Center Grove	Eric Moore	13-2	21-0
	4A	East Noble	Tim Able	14-1	Plainfield	Chuck Schwanekamp	14-1	28-7
	3A	Heritage Hills	Bob Clayton	15-0	Zionsville	Larry McWhorter	11-4	27-24 OT
	2A	Evansville Mater Dei	Mike Goebel	15-0	Fort Wayne Bishop Luers	Matt Lindsay	14-1	56-10
	A	Adams Central	Rick Minnich	12-3	Attica	David McDonald	14-1	29-21
2001-02	5A	Ben Davis	Dick Dullaghan	15-0	Valparaiso	Mark Hoffman	13-2	35-16
	4A	Jasper	Jerry Brewer	13-1	Delta	Grant Zgunda	13-2	35-20
	3A	Indianapolis Bishop Chatard	Tom Dilley	11-4	Andean	Jeff Karras	13-2	3-0
	2A	Fort Wayne Bishop Luers	Matt Lindsay	14-0	Evansville Mater Dei	Mike Goebel	14-1	57-29
	A	Southern Wells 30	Mark Lefebvre	14-1	Perry Central	Mike Spencer	14-1	30-7

2002-03	5A	Ben Davis	Dick Dullaghan	12-3	Fort Wayne Snider	Russ Isaacs	13-1	31-7	
	4A	Roncalli	Bruce Scifres	10-4	Fort Wayne Bishop Dwenger	Chris Svarczkopf	13-2	24-21	
	3A	Indianapolis Bishop Chatard	Tom Dilley	15-0	Andean	Wally McCormack	13-2	31-12	
	2A	Fort Wayne Bishop Luers	Matt Lindsay	12-3	Southridge	Brad Hanner	12-3	36-30	
	A	Southwood	Terry Siddall	13-1	South Putnam	Mark Wildman	12-3	17-14	
2003-04	5A	Warren Central	Kevin Wright	13-2	Penn	Cory Yeoman	13-2	57-7	
	4A	Roncalli	Bruce Scifres	12-3	East Noble	Chris DePew	14-1	17-0	
	3A	Indianapolis Bishop Chatard	Vince Lorenzano	14-1	NorthWood	Rich Dodson	11-4	49-0	
	2A	Tri-West Hendricks	Mark Haste	14-1	Harding	Sherwood Haydock	13-2	41-36	
	A	Indianapolis Cardinal Ritter	Jim Boswell	12-2	Seeger	Brian Moore	14-1	28-0	
2004-05	5A	Warren Central	Kevin Wright	14-1	Fort Wayne Snider	Russ Isaacs	14-1	35-23	
	4A	Roncalli	Bruce Scifres	13-2	Wawasee	Joe Rietveld	13-2	25-10	
	3A	Andean	Brett St. Germain	13-2	Heritage Hills	Bob Clayton	14-1	21-14	
	2A	Tri-West Hendricks	Mark Haste	15-0	Eastbrook	Jeff Adamson	14-1	62-21	
	A	Seeger	Brian Moore	15-0	Indianapolis Cardinal Ritter	Jim Boswell	10-5	20-7	
2005-06	5A	Warren Central	Kevin Wright	14-1	Hamilton Southeastern	Rob Cutter	11-4	55-20	
	4A	Lowell	Kirk Kennedy	11-4	Roncalli	Bruce Scifres	12-3	28-27	
	3A	NorthWood	Rich Dodson	9-6	Indianapolis Bishop Chatard	Vince Lorenzano	12-3	7-0	
	2A	Jimtown	Bill Sharpe	14-1	North Posey	Joe Gengelbach	12-3	35-7	
	A	Sheridan	Larry Wright	13-2	Knightstown	Don Willard	14-1	21-7	
2006-07	5A	Warren Central	Steve Tutsie	15-0	Carmel	Mo Moriarity	12-3	35-14	
	4A	Indianapolis Cathedral	Jim O'Hara	13-2	Concord	Tim Dawson	14-1	38-14	
	3A	Indianapolis Bishop Chatard	Vince Lorenzano	14-1	Norwell	Jeff Miller	14-1	7-0	
	2A	Harding	Sherwood Haydock	12-3	Southridge	Kelly Murphy	12-3	20-7	
	A	Sheridan	Larry Wright	15-0	Indianapolis Cardinal Ritter	Ty Hunt	13-2	34-28 OT	
2007-08	5A	Carmel	Mo Moriarity	13-2	Pike	Derek Moyers	14-1	16-7	
	4A	Evansville Reitz	John Hart	15-0	Lowell	Kirk Kennedy	13-2	33-14	
	3A	Indianapolis Bishop Chatard	Vince Lorenzano	12-3	South Bend St. Joseph's	Kevin Downey	12-3	31-7	
	2A	Fort Wayne Bishop Luers	Matt Lindsay	11-4	Heritage Christian	Ron Qualls	13-2	21-6	
	A	Sheridan	Larry Wright	15-0	Rockville	Herb King	14-1	34-28	
Lucas Oil Stadium									
2008-09	5A	Center Grove	Eric Moore	14-1	Carmel	Mo Moriarity	13-2	36-33	
	4A	Indianapolis Cathedral	Rick Streiff	12-2	Fort Wayne Bishop Dwenger	Chris Svarczkopf	14-1	10-7	
	3A	Bellmont	Toney Bergman	14-1	Evansville Memorial	John Hurley	12-3	28-14	
	2A	Heritage Christian	Ron Qualls	14-1	Cass	Scott Mannering	13-2	17-14	
	A	Indianapolis Cardinal Ritter	Ty Hunt	15-0	Sheridan	Larry Wright	13-2	34-27	
2009-10	5A	Warren Central	John Hart	13-2	Carmel	Mo Moriarity	13-2	42-36 2OT	
	4A	Evansville Reitz	Tony Lewis	15-0	Lowell	Kirk Kennedy	13-2	23-9	
	3A	West Lafayette	Marshall Overley	15-0	Evansville Memorial	John Hurley	11-4	24-10	
	2A	Fort Wayne Bishop Luers	Matt Lindsay	10-5	Monrovia	Kevin Hutchins	14-1	24-17	
	A	Lafayette Central Catholic	Kevin O'Shea	15-0	Fountain Central	Rick Malone	14-1	52-0	
2010-11	5A	Fishers	Rick Wimmer	14-1	Lawrence Central	Jayson West	13-2	38-19	
	4A	Indianapolis Cathedral	Rick Streiff	12-3	Fort Wayne Bishop Dwenger	Chris Svarczkopf	13-1	31-20	
	3A	Indianapolis Bishop Chatard	Vince Lorenzano	11-4	South Bend St. Joseph's	Ben Downey	9-6	28-14	
	2A	Fort Wayne Bishop Luers	Matt Lindsay	14-1	North Putnam	Greg Barrett	14-1	26-14	
	A	Lafayette Central Catholic	Kevin O'Shea	15-0	Fountain Central	Rick Malone	13-2	31-6	
2011-12	5A	Carmel	Kevin Wright	14-1	Penn	Cory Yeoman	14-1	54-0	
	4A	Indianapolis Cathedral	Rick Streiff	12-3	South Bend Washington	Antwon Jones	11-4	42-7	
	3A	Indianapolis Bishop Chatard	Vince Lorenzano	13-2	South Bend St. Joseph's	Ben Downey	12-3	21-7	
	2A	Fort Wayne Bishop Luers	Matt Lindsay	13-1	Evansville Mater Dei	Mike Goebel	13-2	41-17	
	A	Lafayette Central Catholic	Kevin O'Shea	15-0	Indianapolis Scecina	Ott Hurrle	11-4	38-7	
2012-13	5A	Lawrence Central	Jayson West	15-0	Fort Wayne Snider	Kurt Tippmann	14-1	39-14	
	4A	Indianapolis Cathedral	Rick Streiff	10-5	Mishawaka	Bart Curtis	11-4	56-29	
	3A	Indianapolis Bishop Chatard	Vince Lorenzano	13-2	Hamilton Heights	Mitch Street	13-2	30-13	
	2A	Fort Wayne Bishop Luers	Steve Keefer	11-4	Indianapolis Cardinal Ritter	Ty Hunt	14-1	40-28	
	A	Lafayette Central Catholic	Kevin O'Shea	14-1	Indianapolis Scecina	Ott Hurrle	11-4	14-0	

Phil N. Eskew Mental Attitude Award Recipients

Year	Class	Recipient	School	Year	Class	Recipient	School	Year	Class	Recipient	School
1973-74	3A	Dave Zapp	Indianapolis Cathedral	1992-93	5A	Chris Rickenbach	Ben Davis	2008-09	5A	Luke Swift	Center Grove
	2A	Leroy Robbins	Blackford		4A	Chad Welch	Harrison (West Lafayette)		4A	Joe Colone	Fort Wayne Bishop Dwenger
	A	John Davis	Mishawaka Marian		3A	Jeremy VanKley	Northwestern		3A	Andrew Theising	Evansville Memorial
1974-75	3A	Scot Shaw	Mishawaka	1993-94	5A	Eli Stoddard	Bloomington South	2009-10	5A	Adam Shaffer	Carmel
	2A	Richard Goings	Boonville		4A	Kevin Hammonds	Hobart		4A	Erik Bryant	Evansville Reitz
	A	Paul Russell	Garrett		3A	Ryan Hartman	NorthWood		3A	Daniel Wodicka	West Lafayette
1975-76	3A	Tom Smith	Valparaiso	1994-95	2A	Daniel Provonsha	West Lafayette	2010-11	2A	Timothy Connor	Monrovia
	2A	David O'Connor	Mishawaka Marian		A	Matthew Roland	North Miami		A	Greg Burns	Lafayette Central Catholic
	A	Kevin Keller	Wes-Del		5A	Vince Lidy	Castle		5A	Koby Orris	Fishers
1976-77	3A	Randall Shuman	Merrillville	1995-96	4A	Brad Weber	DeKalb	2011-12	4A	Connor Barthel	Indianapolis Cathedral
	2A	Kevin Altman	Jasper		3A	Brian Winkleman	Tipton		3A	Joe Fehribach	Indianapolis Bishop Chatard
	A	Thomas Weber	Lafayette Central Catholic		2A	Jim Schroeder	Evansville Mater Dei		2A	Travis Franklin	North Putnam
1977-78	3A	Bob Stephenson	Evansville Reitz	1996-97	A	Doug Morris	North White	2012-13	A	Cody Christopher	Lafayette Central Catholic
	2A	Pete Buchanan	Plymouth		5A	Matt Geesman	Penn		5A	Patrick Adkins	Penn
	A	Ray Rockhill	Tippecanoe Valley		4A	Wes Gillman	Franklin County		4A	Jacob Bailey	Indianapolis Cathedral
1978-79	3A	David Broecker	Carmel	1997-98	3A	Greg Schnarr	Jasper	2011-12	3A	Max VanVliet	Indianapolis Bishop Chatard
	2A	Tom Bailey	Goshen		2A	Jason Guinn	North Montgomery		2A	Andrew Morken	Fort Wayne Bishop Luers
	A	Brian Way	Lawrenceburg		A	James Hanlin	Tri-West Hendricks		A	John Schrader	Lafayette Central Catholic
1979-80	3A	Blair Kiel	Columbus East	1998-99	5A	Scott Becker	Penn	2012-13	5A	Adam Whisler	Fort Wayne Snider
	2A	Kent Shelby	Noblesville		4A	Durriell Brown	Indianapolis Cathedral		4A	Sam Schrader	Mishawaka
	A	Mark Shireman	Tippecanoe Valley		3A	Wesley Kendall	Zionsville		3A	Corey Beck	Hamilton Heights
1980-81	3A	Scott Freckelton	Hobart	1999-00	2A	Tim Flagg	North Montgomery	2012-13	2A	Joseph Sweeney	Indianapolis Cardinal Ritter
	2A	Kevin Mullet	NorthWood		A	Michael Lowe	Carroll (Flora)		A	Jimmy Mills	Lafayette Central Catholic
	A	Jeff Greer	Sheridan		5A	Brad Monhaut	Penn				
1981-82	3A	Mark Sarno	Carmel	2000-01	4A	Adam Clements	Hamilton Southeastern				
	2A	Kent Yoder	Goshen		3A	Robert Finn	Andean				
	A	Jeffrey Berning	Woodlan		2A	Matt Lewinski	Jimtown				
1982-83	3A	Patrick Lockyear	Castle	1998-99	A	Tayt Odom	Pioneer				
	2A	Burt Austin	Franklin Central		5A	Manley Glick	Homestead				
	A	Joel Martin	Oak Hill		4A	Russ Mann	Concord				
1983-84	3A	Mark Plencner	Penn	2001-02	3A	Brad Greenlee	NorthWood				
	3A	Pat Spencer	Roncalli		2A	Craig Hisey	Jimtown				
	2A	Mike Hackman	Indianapolis Bishop Chatard		A	Travis Delph	Sheridan				
1984-85	A	Brian Nehrig	Fountain Central	1999-00	5A	Jeremy Chandler	Ben Davis				
	3A	Antonino Maggio	Hobart		4A	Matt Hasbrook	Indianapolis Cathedral				
	3A	Steve Gordon	Concord		3A	Nicholas Worden	Norwell				
1985-86	2A	Michael Funk	West Lafayette	2000-01	2A	Jeremiah Lane	Danville				
	A	Derry Zachery	Sheridan		A	Zachary Wagner	Perry Central				
	5A	Jeff George	Warren Central		5A	Justin Smith	Penn				
1985-86	4A	Patrick McEuen	Hobart	2001-02	4A	Cory Partlow	Plainfield				
	3A	Brad Traviolia	Wawasee		3A	Adam Kress	Heritage Hills				
	2A	Cal Miller	Fort Wayne Bishop Luers		2A	Dominic Faraone	Evansville Mater Dei				
1986-87	A	Cary Starnal	Jimtown	2001-02	A	Josh Smith	Attica				
	5A	Brock Rohrbacher	Fort Wayne Snider		5A	Matt Handlon	Valparaiso				
	4A	Tom Reasoner	Franklin Central		4A	Alex Hensley	Jasper				
1987-88	3A	Phil Wilson	NorthWood	2002-03	3A	Casey Nowinski	Andean				
	2A	Gene Smith	Tell City		2A	Kyle Lindsay	Fort Wayne Bishop Luers				
	A	Matt Vessely	North Judson		A	Peter Wagner	Southern Wells				
1988-89	5A	Brian Murphy	Ben Davis	2003-04	5A	Marcus Heminger	Fort Wayne Snider				
	4A	Rick Mirer	Goshen		4A	Tyler Warner	Roncalli				
	3A	Jeff Beck	Tipton		3A	Michael Dury	Indianapolis Bishop Chatard				
1989-90	2A	David McClain	Western Boone	2002-03	2A	Brett Bueltel	Southridge				
	A	Brad Shields	Sheridan		A	Kole Ames	South Putnam				
	5A	Eric Kline	Penn		5A	Wade Iams	Penn				
1990-91	4A	Tim Back	Franklin Central	2003-04	4A	Jeff Wedding	East Noble				
	3A	Stan Lawrie	Roncalli		3A	Josh Sabo	Northwood				
	2A	Rori Chaney	Tri-West Hendricks		2A	T.J. Siple	Tri-West Hendricks				
1991-92	A	Joe Clark	Springs Valley	2004-05	A	Thomas Marshall	Seeger				
	5A	Kasey Clevenger	Marion		5A	Andrew Gregory	Fort Wayne Snider				
	4A	LaRon Moore	Franklin Central		4A	Kory Lantz	Wawasee				
1992-93	3A	Brian Baker	Fort Wayne Bishop Dwenger	2005-06	3A	Bryce Pund	Heritage Hills				
	2A	Anthony Alfano	River Forest		2A	Rob Bragg	Eastbrook				
	A	Shawn Blaich	South Decatur		A	Spencer King	Indianapolis Cardinal Ritter				
1993-94	5A	Chris Ings	Ben Davis	2006-07	5A	Chris Summers	Hamilton Southeastern				
	4A	Frank Maggio	Hobart		4A	Nick Banich	Roncalli				
	3A	Marcus Thorne	Indianapolis Cathedral		3A	Kevin Ball	Indianapolis Bishop Chatard				
1994-95	2A	Toby Jacobs	Indianapolis Scecina	2007-08	2A	Ryan Kerney	North Posey				
	A	Mark Franco	Indianapolis Cardinal Ritter		A	Matt Cox	Knightsdown				
	5A	Chris Ings	Ben Davis		5A	Ryan Murray	Carmel				
1995-96	4A	Frank Maggio	Hobart	2006-07	4A	Bobby Powers	Indianapolis Cathedral				
	3A	Marcus Thorne	Indianapolis Cathedral		3A	Chandler Harnish	Norwell				
	2A	Toby Jacobs	Indianapolis Scecina		2A	Jacob Kahle	Southridge				
1996-97	A	Mark Franco	Indianapolis Cardinal Ritter	2007-08	A	Taylor Scott	Sheridan				
	5A	Cameron Lowry	Pike		5A	Zakary Kissel	Evansville Reitz				
	4A	Zakary Kissel	Evansville Reitz		4A	Mitchell Speer	South Bend St. Joseph's				
1997-98	3A	Mitchell Speer	South Bend St. Joseph's	2008-09	3A	Josh Mills	Heritage Christian				
	2A	Josh Mills	Heritage Christian		2A	Zachary Clapp	Rockville				
	A	Zachary Clapp	Rockville								

State Finals Attendance

Top Five Five-Game Attendance (Since 1985)

1.	56,050	2008
2.	51,217	2007
3.	46,162	2009
4.	44,303	2005
5.	43,701	1993

Top Five Three-Game Attendance (Since 1985)

1.	40,680	2008 (3A, 4A, 5A)
2.	38,478	2007 (3A, 4A, 5A)
3.	31,964	2005 (3A, 4A, 5A)
4.	31,650	2009 (3A, 4A, 5A)
5.	30,682	1997 (3A, 4A, 5A)

Top Five Two-Game Attendance (Since 1984)

1.	23,278	1984 (3A, 4A)
2.	21,596	1985 (4A, 5A)
3.	20,989	1986 (4A, 5A)
4.	20,700	1989 (4A, 5A)
5.	20,629	1993 (4A, 5A)

Top Five Class A, 2A Attendance (Since 1995)

1.	15,633	1995
2.	15,370	2008
3.	15,137	2000
4.	14,753	2001
5.	14,512	2009

Top Five Class 3A, 4A, 5A Attendance (Since 1995)

1.	40,680	2008
2.	38,478	2007
3.	31,964	2005
4.	31,650	2009
5.	30,682	1997

Year	1A	2A	3A	Total
1973-74	NA	NA	NA	NA
1974-75	2,005	3,434	4,428	9,867
1975-76	2,592	3,613	10,773	16,978
1976-77	2,049	2,993	6,915	11,957
1977-78	3,574	4,005	6,701	14,280
1978-79	3,098	5,803	9,039	17,940
1979-80	3,876	5,128	7,068	16,072
1980-81	3,090	4,471	10,777	18,338
1981-82	3,458	4,995	8,026	16,479
1982-83	3,452	4,300	7,992	15,744

Year	1A	2A	3A	4A	Total
1983-84	3,555	3,863	5,703	5,104	18,225

Year	1A, 2A	3A, 4A	Total
1984-85	10,900	23,278	34,178

Year	1A, 2A, 3A	4A, 5A	Total
1985-86	14,240	21,596	35,836
1986-87	16,893	20,989	37,882
1987-88	20,938	18,119	39,057
1988-89	21,050	18,048	39,098
1989-90	16,692	20,700	37,392
1990-91	23,887	18,730	42,617
1991-92	20,013	20,317	40,330
1992-93	20,396	16,082	36,478
1993-94	23,072	20,629	43,701
1994-95	21,478	19,954	41,432

Year	1A, 2A	3A, 4A, 5A	Total
1995-96	15,633	25,072	40,705
1996-97	12,593	27,211	39,804
1997-98	12,655	30,682	43,337
1998-99	14,269	26,085	40,354
1999-00	13,035	25,579	38,614
2000-01	15,137	27,744	42,881
2001-02	14,753	26,807	41,560
2002-03	10,891	27,787	38,678
2003-04	10,954	27,419	38,373
2004-05	12,931	26,148	39,079
2005-06	12,339	31,964	44,303
2006-07	10,603	29,395	39,998
2007-08	12,739	38,478	51,217
2008-09	15,370	40,680	56,050
2009-10	14,512	31,650	46,162
2010-11	10,809	28,832	39,641
2011-12	11,736	23,102	34,838
2012-13	8,828	18,543	27,371



State Finals Superlatives

The Last Time It Happened in a State Championship Game...

INDIVIDUAL

Rushing

Rushed for 200 yards or more: 255 by Danny Anthrop, Lafayette Central Catholic vs. Indianapolis Scecina, 2011 (1A).

Rushed for 250 yards or more: 255 by Danny Anthrop, Lafayette Central Catholic vs. Indianapolis Scecina, 2011 (1A).

Rushed for 300 yards or more: 317 by Desmond Tardy, Warren Central vs. Penn, 2003 (5A).

Quarterback rushed for 100 yards or more: 190 by Sam Schrader, Mishawaka vs. Indianapolis Cathedral, 2012 (4A).

Quarterback rushed for 150 yards or more: 190 by Sam Schrader, Mishawaka vs. Indianapolis Cathedral, 2012 (4A).

Rushed 25 times or more: 29 by Pete Hartley, Indianapolis Bishop Chatard vs. Hamilton Heights, 2012 (3A).

Rushed 30 times or more: 31 by Gino Gillum, Indianapolis Cathedral vs. South Bend Washington, 2011 (4A).

Rushed for three TDs: Jaylon Smith, Fort Wayne Bishop Luers vs. Indianapolis Cardinal Ritter, 2012 (2A).

Rushed for four TDs or more: 4 by Gino Gillum, Indianapolis Cathedral vs. Mishawaka, 2012 (4A).

Had a run of 50 yards or more: 67 by Sam Schrader, Mishawaka vs. Indianapolis Cathedral, 2012 (4A); 64 by Isaiah Townsend, Lawrence Central vs. Fort Wayne Snider, 2012 (5A).

Had a run of 60 yards or more: 67 by Sam Schrader, Mishawaka vs. Indianapolis Cathedral, 2012 (4A); 64 by Isaiah Townsend, Lawrence Central vs. Fort Wayne Snider, 2012 (5A).

Had a run of 70 yards or more: 80 by Jalen West, Fort Wayne Bishop Dwenger vs. Indianapolis Cathedral, 2010 (4A).

Had a run of 80 yards or more: 80 by Jalen West, Fort Wayne Bishop Dwenger vs. Indianapolis Cathedral, 2010 (4A).

Passing

Passed for 300 yards or more: 335 by Connor Barthel, Indianapolis Cathedral vs. Fort Wayne Bishop Dwenger, 2010 (4A).

Passed for 400 yards or more: 423 by Ross Hendrickson, Indianapolis Cardinal Ritter vs. Sheridan, 2008 (1A).

Attempted 40 passes or more: 43 by Corey Beck, Hamilton Heights vs. Indianapolis Bishop Chatard, 2012 (3A).

Attempted 50 passes or more: 53 by Jake Schiff, Evansville Mater Dei vs. Fort Wayne Bishop Luers, 2012 (2A).

Completed 20 passes or more: 23 by Connor Barthel, Indianapolis Cathedral vs. Fort Wayne Bishop Dwenger, 2010 (4A).

Completed 30 passes or more: 38 by Jake Schiff, Evansville Mater Dei vs. Fort Wayne Bishop Luers, 2001 (2A).

Threw four TDs: Koby Orris, Fishers vs. Lawrence Central, 2010 (5A).

Threw five TDs or more: 5 by Adam Shaffer, Carmel vs. Warren Central, 2009 (5A).

Completed a pass of 50 yards or more: 53 by Brandon Phelps, Fort Wayne Snider vs. Lawrence Central, 2012 (5A).

Completed a pass of 60 yards or more: 79 by Connor Rice, Indianapolis Cathedral vs. Mishawaka, 2012 (4A).

Completed a pass of 70 yards or more: 79 by Connor Rice, Indianapolis Cathedral vs. Mishawaka, 2012 (4A).

Completed a pass of 80 yards or more: 99 by Dexter Taylor, Warren Central vs. Fort Wayne Snider, 2004 (5A).

Receiving

Caught seven passes or more: 7 by Quinton Daniels, Fort Wayne Snider vs. Lawrence Central, 2012 (5A).

Caught 10 passes or more: 11 by Adam Kehoe, Carmel vs. Penn, 2011 (5A).

Had 100 yards receiving or more: 140 by Trey White, Lawrence Central vs. Fort Wayne Snider, 2012 (5A).

Had 150 yards receiving or more: 168 by Gehrig Dieter, South Bend Washington vs. Indianapolis Cathedral, 2011 (4A).

Caught three TDs or more: 3 by Jake Hagan, Indianapolis Cardinal Ritter vs. Fort Wayne Bishop Luers, 2012 (2A).

Caught a pass of 50 yards or more: 53 by Addison Dellinger, Fort Wayne Snider vs. Lawrence Central, 2012 (5A).

Caught a pass of 60 yards or more: 79 by Terry McLaurin, Indianapolis Cathedral vs. Mishawaka, 2012 (4A).

Caught a pass of 70 yards or more: 79 by Terry McLaurin, Indianapolis Cathedral vs. Mishawaka, 2012 (4A).

Caught a pass of 80 yards or more: 99 by Josh Bailey, Warren Central vs. Fort Wayne Snider, 2004 (5A).

Total Offense

Had 300 yards total offense or more: 320 by Drake Christen, Lawrence Central vs. Fort Wayne Snider, 2012 (5A) (228 passing, 92 rushing).

Had 400 yards total offense or more: 507 by Ross Hendrickson, Indianapolis Cardinal Ritter vs. Sheridan, 2008 (1A) (423 passing, 84 rushing).

Had 500 yards total offense or more: 507 by Ross Hendrickson, Indianapolis Cardinal Ritter vs. Sheridan, 2008 (1A) (423 passing, 84 rushing).

Had 100 yards or more both passing and rushing: Daniel Wodicka, West Lafayette vs. Evansville Memorial, 2009 (3A) (158 passing, 115 rushing).

State Finals Superlatives

The Last Time It Happened in a State Championship Game...

All-Purpose

Had 150 all-purpose yards or more: 264 by Terry McLaurin, Indianapolis Cathedral vs. Mishawaka, 2012 (4A).

Had 200 all-purpose yards or more: 264 by Terry McLaurin, Indianapolis Cathedral vs. Mishawaka, 2012 (4A).

Had 250 all-purpose yards or more: 264 by Terry McLaurin, Indianapolis Cathedral vs. Mishawaka, 2012 (4A).

Scoring

Accounted for four touchdowns or more: Gino Gillum, Indianapolis Cathedral vs. South Bend Washington, 2011 (4A) (4 rushing).

Accounted for five touchdowns or more: Adam Shaffer, Carmel vs. Warren Central, 2009 (5A) (5 passing).

Scored touchdowns three different ways: Mitchell Clayton, Lafayette Central Catholic vs. Perry Central, 1999 (A) (2 receiving, 1 rushing, 1 interception return).

Defense

Intercepted two passes or more: 2 by Drake Myers, Indianapolis Cathedral vs. South Bend Washington, 2011 (4A).

Intercepted three passes or more: 3 by Wes Kendall, Zionsville vs. Fort Wayne Bishop Dwenger, 1996 (3A).

Returned an interception for a TD: Brandon Lee, Lawrence Central vs. Fort Wayne Snider, 2012 (5A) (55 yards).

Recovered two fumbles or more: 2 by Caleb Meyer, Belmont vs. Evansville Memorial, 2008 (3A).

Recovered a fumble in the endzone: R.C. Hauser, Fishers vs. Lawrence Central, 2010 (5A).

Recorded 15 tackles or more: 19 by Steve Kiermaier, Fort Wayne Bishop Luers vs. Monrovia, 2009 (2A).

Had two sacks or more: 2 by Mike Rosebraugh, Lafayette Central Catholic vs. Indianapolis Scecina, 2011 (1A).

Had three sacks or more: 4 by Taylor Halstead, Fishers vs. Lawrence Central, 2010 (5A).

Had four sacks or more: 4 by Taylor Halstead, Fishers vs. Lawrence Central, 2010 (5A).

Special Teams

Scored 7 points kicking or more: 8 by Mitch Gerbers, Indianapolis Cathedral vs. Mishawaka, 2012 (4A).

Scored 10 points kicking or more: 15 by Billy Stumbo, Carmel vs. Penn, 2011 (5A).

Kicked three field goals or more: 4 by Billy Stumbo, Carmel vs. Penn, 2011 (5A).

Kicked four field goals or more: 4 by Billy Stumbo, Carmel vs. Penn, 2011 (5A).

Kicked a field goal of 50 yards or more: 51 by Ben Allen, Indianapolis Cathedral vs. Concord, 1998 (4A).

Had a punt 50 yards or more: 65 by Jack Fleck, Indianapolis Cathedral vs. Fort Wayne Bishop Dwenger, 2010 (4A).

Had a punt 60 yards or more: 65 by Jack Fleck, Indianapolis Cathedral vs. Fort Wayne Bishop Dwenger, 2010 (4A).

Had a punt 70 yards or more: 71 by Dave Miller, Penn vs. Bloomington South, 1997 (5A).

Punted 10 times or more: 15 by Casey Miller, Bremen vs. Sheridan, 1988 (1A).

Returned a punt for a touchdown: Timmy Mills, Lafayette Central Catholic vs. Indianapolis Scecina, 2012 (1A); Jake Hagan, Indianapolis Cardinal Ritter vs. Fort Wayne Bishop Luers, 2012 (2A).

Totaled 100 punt return yards or more: 112 by Terry McLaurin, Indianapolis Cathedral vs. Mishawaka, 2012 (4A).

Scored a touchdown off a blocked punt: Travis Kratt, North Putnam vs. Fort Wayne Bishop Luers, 2010 (2A).

Returned a kickoff for a touchdown: Nick Zachery, Sheridan vs. Rockville, 2007 (1A) (87 yards).

Totaled 100 kickoff return yards or more: 112 by Brandon Axum, Roncalli vs. Lowell, 2005 (4A).

TEAM

Rushing

Rushed for 300 yards or more: 311 by Fort Wayne Bishop Luers vs. Indianapolis Cardinal Ritter, 2012 (2A); 311 by Lawrence Central vs. Fort Wayne Snider, 2012 (5A).

Rushed for 400 yards or more: 575 by Warren Central vs. Penn, 2003 (5A).

Rushed for 500 yards or more: 575 by Warren Central vs. Penn, 2003 (5A).

Had 50 attempts or more: 52 by Indianapolis Cathedral vs. South Bend Washington, 2011 (4A).

Had four touchdowns: Fort Wayne Bishop Luers vs. Indianapolis Cardinal Ritter, 2012 (2A); Lawrence Central vs. Fort Wayne Snider, 2012 (5A);

Had five touchdowns: Indianapolis Cathedral vs. South Bend Washington, 2011 (4A).

Had six touchdowns or more: 6 by Indianapolis Cathedral vs. Mishawaka, 2012 (4A).

Had two players with 100 yards or more: Fort Wayne Bishop Dwenger vs. Indianapolis Cathedral, 2010 (4A) (Remound Wright 143, Jalen West 108).

State Finals Superlatives

The Last Time It Happened in a State Championship Game...

Passing

Had 400 yards or more: 423 by Indianapolis Cardinal Ritter vs. Sheridan, 2008 (1A).

Had 45 attempts or more: 47 by Indianapolis Cardinal Ritter vs. Sheridan, 2008 (1A).

Had 30 completions or more: 39 by Evansville Mater Dei vs. Fort Wayne Bishop Luers, 2001 (2A).

Had four touchdowns or more: 4 by Fishers vs. Lawrence Central, 2010 (5A).

Receiving

Had two players with 100 yards or more: Indianapolis Cathedral vs. Mishawaka, 2012 (4A) (Wyatt Wood 105, Terry McLaurin 100).

Combination Offense

Had a 200-yard passer and 100-yard rusher: Indianapolis Cathedral vs. Mishawaka, 2012 (4A) (Connor Rice 242 passing, Gino Gillum 129 rushing).

Had a 100-yard receiver and a 100-yard rusher: Indianapolis Cathedral vs. Mishawaka, 2012 (4A) (Wyatt Wood 105 receiving, Terry McLaurin 100 receiving, Gino Gillum 129 rushing).

Total Offense

Had 400 yards or more of total offense: 539 by Lawrence Central vs. Fort Wayne Snider, 2012 (5A).

Had 500 yards or more of total offense: 539 by Lawrence Central vs. Fort Wayne Snider, 2012 (5A).

Scoring

Scored 40 points or more: 56 by Indianapolis Cathedral vs. Mishawaka, 2012 (4A).

Scored 50 points or more: 56 by Indianapolis Cathedral vs. Mishawaka, 2012 (4A).

Scored 60 points or more: 62 by Tri-West Hendricks vs. Eastbrook, 2004 (2A).

Turnovers/Takeaways

Did not commit a turnover: Fort Wayne Bishop Luers vs. Monrovia, 2009 (2A); Monrovia vs. Fort Wayne Bishop Luers, 2009 (2A); West Lafayette vs. Evansville Memorial, 2009 (3A); Evansville Reitz vs. Lowell, 2009 (4A); Carmel vs. Warren Central, 2009 (5A).

Recovered three fumbles or more: 3 by South Bend St. Joseph's vs. Indianapolis Bishop Chatard, 2007 (3A).

Recovered four fumbles or more: 5 by Lawrenceburg vs. Fountain Central, 1978 (1A).

Intercepted three passes or more: 3 by Indianapolis Cathedral vs. South Bend Washington, 2011 (4A).

Intercepted four passes or more: 4 by Indianapolis Bishop Chatard vs. NorthWood, 2003 (3A).

Intercepted five passes or more: 5 by Indianapolis Bishop Chatard vs. West Lafayette, 1984 (2A).

Recorded five takeaways or more: 5 by Indianapolis Cathedral vs. South Bend Washington, 2011 (4A).

Defense

Held opponent to 50 rushing yards or fewer: 21 by Indianapolis Bishop Chatard vs. Hamilton Heights, 2012 (3A).

Held opponent to 50 passing yards or fewer: 23 by Lafayette Central Catholic vs. Indianapolis Sccecina, 2012 (1A).

Held opponent to 200 yards or fewer of total offense: 165 by Lafayette Central Catholic vs. Indianapolis Sccecina, 2012 (1A).

Scored a safety: Penn vs. Bloomington South, 1997 (5A); Andrean vs. Indianapolis Bishop Chatard, 1997 (3A).

Recorded four or more sacks: 5 by Indianapolis Cathedral vs. South Bend Washington, 2011 (4A).

Special Teams

Blocked a punt: Indianapolis Cathedral vs. South Bend Washington, 2011 (4A).

Blocked a field goal: Fort Wayne Snider vs. Lawrence Central, 2012 (5A).

Blocked a PAT kick: Fort Wayne Snider vs. Lawrence Central, 2012 (5A).

Scored a 2-point conversion: Mishawaka vs. Indianapolis Cathedral, 2012 (4A).

Did not punt: Indianapolis Cathedral vs. Mishawaka, 2012 (4A).

Recovered an onside kick: Indianapolis Cardinal Ritter vs. Fort Wayne Bishop Luers, 2012 (2A); Fort Wayne Snider vs. Lawrence Central, 2012 (5A).

Miscellaneous

Had a play from scrimmage go for 80 yards or more: 80 yard rush by Jalen West, Fort Wayne Bishop Dwenger vs. Indianapolis Cathedral, 2010 (4A).

Had a play from scrimmage go for 90 yards or more: 99 yard pass from Dexter Taylor to Josh Bailey, Warren Central vs. Fort Wayne Snider, 2004 (5A).

Had a state championship game go to overtime: Warren Central 42, Carmel 36, (2OT), 2009 (5A).

Scoring Summary (Final)
2012 IHSAA State Football Finals
Ft. Wayne Snider vs Lawrence Central (Nov 24, 2012 at Indianapolis, IN)

Ft. Wayne Snider (14-1) vs. Lawrence Central (15-0)

Date: Nov 24, 2012 • Site: Indianapolis, IN • Stadium: Lucas Oil Stadium

Attendance: 18543

Score by Quarters	1	2	3	4	Total
Ft. Wayne Snider	0	7	7	0	14
Lawrence Central	7	7	12	13	39

Qtr	Time	Scoring Play	V-H
1st	07:50	BEARS - THOMPSON, Tyja 49 yd pass from CHRISTEN, Drake (GRIFFIN, Nash kick), 9-91 3:15	0 - 7
2nd	06:16	BEARS - CHRISTEN, Drake 3 yd run (GRIFFIN, Nash kick), 2-11 0:57	0 - 14
	02:31	PANTHERS - REUILLE, Alec 2 yd pass from PHELPS, Brandon (SPITNALE, J. kick), 11-72 3:38	7 - 14
3rd	05:39	BEARS - RODRIGUEZ, Alex 2 yd run (GRIFFIN, Nash kick blockd), 8-48 3:37	7 - 20
	03:29	BEARS - TOWNSEND, I. 64 yd run (CHRISTEN, Drake pass failed), 2-57 0:32	7 - 26
	01:53	PANTHERS - SWAIN, Tyrell 7 yd run (SPITNALE, J. kick), 5-47 1:30	14 - 26
4th	11:52	BEARS - TOWNSEND, I. 20 yd run (GRIFFIN, Nash kick failed), 5-68 1:55	14 - 32
	01:34	BEARS - LEE, Brandon 55 yd interception return (GRIFFIN, Nash kick)	14 - 39

Kickoff time: 7:22 pm • End of Game: 10:00 pm • Total elapsed time: 2:38

Officials: Referee: D. Senning; Umpire: M. Eckert; Linesman: S. Marx;

Line judge: J. Senning; Back judge: R. Renschler;

Temperature: indoor • Wind: • Weather:

Phil N Eskew Menatal Attitude:

Ft. Wayne Snider #1 Adam Whisler

TOTAL ATTENDANCE: 27,371

Scoring Summary (Final)
2012 IHSAA State Football Finals
Mishawaka vs Cathedral (Nov 24, 2012 at Indianapolis, IN)

Mishawaka (11-4) vs. Cathedral (10-5)

Date: Nov 24, 2012 • Site: Indianapolis, IN • Stadium: Lucas Oil Stadium

Attendance:

Score by Quarters	1	2	3	4	Total
Mishawaka	14	0	15	0	29
Cathedral	14	21	14	7	56

Qtr	Time	Scoring Play	V-H
1st	11:43	IRISH - McLAURIN, Terry 79 yd pass from RICE, Connor (GERBERS, Mitch kick), 1-79 0:17	0 - 7
	06:56	CAVEMEN - MULTARI, Angelo 13 yd pass from SCHRADER, Sam (BLACKFORD, D. kick), 10-82 4:40	7 - 7
	04:41	CAVEMEN - MULTARI, Angelo 20 yd run (BLACKFORD, D. kick), 3-35 0:50	14 - 7
	03:38	IRISH - GILLUM, Gino 4 yd run (GERBERS, Mitch kick), 4-40 1:00	14 - 14
2nd	06:42	IRISH - RICE, Connor 1 yd run (GERBERS, Mitch kick), 7-70 3:48	14 - 21
	02:54	IRISH - McLAURIN, Terry 41 yd run (GERBERS, Mitch kick), 3-48 1:36	14 - 28
	01:24	IRISH - GILLUM, Gino 1 yd run (GERBERS, Mitch kick), 1-1 0:05	14 - 35
3rd	06:52	CAVEMEN - SCHRADER, Sam 3 yd run (CARVER, Matt rush), 10-74 5:03	22 - 35
	03:21	IRISH - GILLUM, Gino 15 yd run (GERBERS, Mitch kick), 7-54 3:27	22 - 42
	03:03	CAVEMEN - SCHRADER, Sam 67 yd run (BLACKFORD, D. kick), 1-67 0:11	29 - 42
	00:37	IRISH - WOOD, Wyatt 21 yd pass from RICE, Connor (GERBERS, Mitch kick), 4-49 2:23	29 - 49
4th	01:45	IRISH - GILLUM, Gino 6 yd run (GERBERS, Mitch kick), 13-88 8:21	29 - 56

Kickoff time: 3:40 pm • End of Game: 6:35pm • Total elapsed time: 2:55

Officials: Referee: C. Gardiner; Umpire: B. Carnagey; Linesman: J.W. Long;

Line judge: A. Simpson; Back judge: JD Long;

Temperature: indoor • Wind: • Weather:

Phil N Eskew Mental Attitude:

Mishawaka #11 Sam Schrader

Scoring Summary (Final)
2012 IHSAA State Football Finals
Hamilton Heights vs Bishop Chatard (Nov 24, 2012 at Indianapolis, IN)

Hamilton Heights (13-2) vs. Bishop Chatard (13-2)

Date: Nov 24, 2012 • Site: Indianapolis, IN • Stadium: Lucas Oil Stadium

Attendance:

Score by Quarters	1	2	3	4	Total
Hamilton Heights	0	0	6	7	13
Bishop Chatard	10	6	0	14	30

Qtr	Time	Scoring Play	V-H
1st	08:14	TROJANS - SADLER, Chase 27 yd field goal, 8-70 3:46	0 - 3
	05:48	TROJANS - HARTLEY, Pete 45 yd run (SADLER, Chase kick), 1-45 0:10	0 - 10
2nd	11:18	TROJANS - FAGAN, Joe 33 yd pass from NEIGHBOURS, Sam (SADLER, Chase kick failed), 5-49 2:06	0 - 16
3rd	09:41	HUSKIES - CUNNINGHAM, L. 33 yd pass from BECK, Corey (BECK, Corey rush failed), 5-47 2:19	6 - 16
4th	10:21	TROJANS - HILL, Henry 9 yd pass from NEIGHBOURS, Sam (SADLER, Chase kick), 14-90 6:18	6 - 23
	03:55	HUSKIES - DULL, Spencer 12 yd pass from BECK, Corey (ENGELHARDT, E. kick), 9-75 2:23	13 - 23
	01:22	TROJANS - JACKSON, Stan 0 yd fumble recovery (SADLER, Chase kick)	13 - 30

Kickoff time: 12:10pm • End of Game: 3:00pm • Total elapsed time: 2:50

Officials: Referee: T. Talarico; Umpire: J. Meeks; Linesman: R. Branch;

Line judge: J. Shippy; Back judge: K. Hoyt;

Temperature: indoor • Wind: • Weather:

Phil N Eskew Mental Attitude:

Hamilton Heights #15 Corey Beck

Scoring Summary (Final)
2012 IHSAA State Football Finals
Ft Wayne Bishop Luer vs Cardinal Ritter (Nov 23, 2012 at Indianapolis, IN)

Ft Wayne Bishop Luer (11-4) vs. Cardinal Ritter (14-1)

Date: Nov 23, 2012 • Site: Indianapolis, IN • Stadium: Lucas Oil Stadium

Attendance: 8828

Score by Quarters	1	2	3	4	Total
Ft Wayne Bishop Luer	0	27	0	13	40
Cardinal Ritter	0	7	7	14	28

Qtr	Time	Scoring Play	V-H
2 nd	11:31	KNIGHT - SMITH, Jaylon 4 yd run (KATEN, Sean kick), 10-53 5:28	7 - 0
	08:57	KNIGHT - ROGERS, Michael 42 yd pass from COOK, Quinn (KATEN, Sean kick), 2-50 0:53	14 - 0
	04:54	KNIGHT - COOPER, Jaquale 7 yd run (KATEN, Sean kick), 7-43 3:16	21 - 0
	01:32	KNIGHT - SMITH, Jaylon 24 yd run (KATEN, Sean kick failed), 3-44 0:55	27 - 0
	00:18	RAIDERS - HAGAN, Jake 16 yd pass from PURICHIA, Jake (ELLINGTON,Riley kick), 8-76 1:07	27 - 7
3 rd	05:20	RAIDERS - HAGAN, Jake 35 yd pass from PURICHIA, Jake (ELLINGTON,Riley kick), 9-80 3:05	27 - 14
4 th	10:38	RAIDERS - HAGAN, Jake 38 yd punt return (ELLINGTON,Riley kick)	27 - 21
	07:15	KNIGHT - JEMISON, Tyvel 1 yd run (SMITH, Jaylon rush failed), 9-63 3:16	33 - 21
	06:07	RAIDERS - HAGAN, Jake 15 yd pass from PURICHIA, Jake (ELLINGTON,Riley kick), 3-66 1:01	33 - 28
	02:36	KNIGHT - SMITH, Jaylon 16 yd run (KATEN, Sean kick), 7-60 3:27	40 - 28

Kickoff time: 7:04pm • End of Game: 10:04pm • Total elapsed time: 3:00

Officials: Referee: E. Harmon; Umpire: M. Spangler; Linesman: L. Brown;

Line judge: J. Gawor; Back judge: J. Lytle;

Temperature: indoor • Wind: • Weather:

Phil N Eskew Mental Attitude:

Cardinal Ritter #60 Joseph Sweeney

Scoring Summary (Final)
2012 IHSAA State Football Finals
Laf. Cent. Catholic vs Indpls. Scecina (Nov 23, 2012 at Indianapolis, IN)

Laf. Cent. Catholic (14-1) vs. Indpls. Scecina (11-4)

Date: Nov 23, 2012 • Site: Indianapolis, IN • Stadium: Lucas Oil Stadium

Attendance:

Score by Quarters	1	2	3	4	Total
Laf. Cent. Catholic	0	0	7	7	14
Indpls. Scecina	0	0	0	0	0

Qtr	Time	Scoring Play	V-H
3rd	08:24	KNIGHTS - SMITH, Joe 54 yd pass from PRESTON, Ty (BOUGGY, Matt kick), 3-66 1:22	7 - 0
4th	10:22	KNIGHTS - MILLS, Timmy 44 yd punt return (BOUGGY, Matt kick)	14 - 0

Kickoff time: 3:37pm • End of Game: 5:47pm • Total elapsed time: 2:10

Officials: Referee: T. Muth; Umpire: J. Steiglitz; Linesman: B. Ratcliffe;

Line judge: T. Kneller; Back judge: R. Childers;

Temperature: indoor • Wind: • Weather:

Phil N. Eskew Mental Attitude:

Laf. Cent. Catholic #61 Jimmy Mills



Tri-Central Trojans

Class A



Lt.	Dk.	Name	Gr.	Ht.	Wt.	Position(s)
1	1	Davee Haulcy	12	5-10	180	HB/OLB
2	2	Dylan Powell	9	5-8	140	QB/ILB
3	3	Jade Pickett	12	6-3	170	TE/OLB
5	5	Cody Howell	11	6-1	170	QB/CB
7	7	Kurrin Howell	11	6-5	185	TE/SS
9	9	Chance Mason	9	5-0	120	FL/CB
10	10	Colten Leininger	10	5-10	160	QB/FL/CB
15	15	Seth Blunck	12	6-2	180	FL/OLB
16	16	Cale Hindman	11	6-1	150	TE/FL/FS
21	21	Garrett Kelley	12	6-0	165	HB/ILB
22	22	Evan McCorkle	11	5-9	160	HB/OLB
25	25	Dillon Smith	10	5-10	170	HB/SS
30	30	Logan Rayl	9	5-10	140	TE/OLB
32	32	Keith Busch	12	5-8	145	HB/SS/CB
34	34	Cody Colbert	10	5-10	165	HB/FS
35	35	Zach Terry	9	5-10	150	HB/OLB
42	42	Kaleb Causey	9	5-11	150	HB/ILB
45	45	Bryce Dowell	11	6-3	175	TE/ILB
49	49	Nate Wyant	10	5-10	140	FL/CB
51	51	Josh Murdock	12	5-8	150	OT/ILB

Lt.	Dk.	Name	Gr.	Ht.	Wt.	Position(s)
52	52	Ben Byers	11	5-5	170	OG/OLB
53	53	Riley Smeltzer	11	5-11	195	OT/ILB
55	55	Nick Blades	12	6-0	220	OC/DT
56	56	Devin Carter	9	5-9	200	OC/NT
57	57	Ian Blackwood	9	5-5	160	OC/NT
58	58	Lake Baumiller	11	5-8	190	OL/NT
60	60	Nathan Rayl	11	6-0	180	OC/NT
61	61	Darius Stanley	12	6-1	245	OT/DT
62	62	Ryan Cage	12	5-8	180	OG/DT
64	64	Elliott Cage	9	6-1	170	OT/DT
66	66	Jakob Niessner	12	6-1	190	OG/DT
68	68	Corbin Wilkin	10	6-0	200	OT/DT
71	71	Brandan Johnson	12	6-2	270	OG/DT
74	74	Wyatt McPhearson	10	6-3	215	OT/DT
75	75	Tanner Fernung	10	6-3	240	OL/DT
86	86	Colby Malson	10	5-11	140	FL/CB
88	88	Caleb Duncan	11	5-9	155	TE/ILB
90	90	Jackson Reeves	10	5-10	130	TE/ILB
91	91	Nathan Hoover	9	5-6	130	OL/OLB


Tri-Central Trojans

Class A



Team Statistics

	Tri-Central	Opponents
Total Points / Points Per Game	497 / 34.8	156 / 11.1
First Downs / Per Game	228 / 16	113 / 8
Rushing Yards / Per Game	3,750 / 267.9	1,380 / 98.6
Passing Yards / Per Game	1,484 / 106.0	1,094 / 78.1
Total Yards / Per Game	5,234 / 373.9	2,474 / 176.7
Fumbles Recovered By	N/A	N/A
Intercepted By	N/A	N/A
Total Punts / Average	19 / 30.6	N/A
Penalties / Yards	63 / 583	79 / 612



Individual Statistics

Scoring		G	TD	1-Pt.	2-Pt.	FG	TP	PPG
21	Garrett Kelley	14	21	--	9	--	138	9.9
5	Cody Howell	14	10	--	1	--	--	4.4
25	Dillon Smith	14	10	--	--	--	60	4.3
3	Jade Pickett	14	9	--	--	--	54	3.9
45	Bryce Dowell	14	6	--	2	--	40	2.9

Rushing		G	Att.	Yds.	TD	YPG	YPC	Long
21	Garrett Kelley	14	255	1678	19	119.9	6.6	84
34	Cody Colbert	14	108	708	4	50.6	6.6	34
25	Dillon Smith	14	94	562	9	40.1	6.0	52
5	Cody Howell	14	94	509	8	39.2	5.4	63
15	Seth Blunck	8	15	141	0	17.6	9.4	36

Passing		G	Comp.	Att.	Int.	TD	Yds.	YPG
5	Cody Howell	14	84	153	5	25	1484	106

Receiving		G	Rec.	Yds.	TD	YPG	YPC	Long
15	Seth Blunck	14	21	442	6	31.6	21.1	60
3	Jade Pickett	14	26	395	9	28.2	15.2	36
45	Bryce Dowell	14	18	334	6	23.9	18.5	63
21	Garrett Kelley	14	5	122	1	8.7	24.4	62
10	Colton Leininger	14	7	96	3	6.9	13.7	24

Defense		G	Tackles	For Loss	Sacks	INT	FC	FR
15	Seth Blunck	14	102	1	--	2	--	--
61	Darius Stanley	14	110	23	9/60	--	--	1
10	Colton Leininger	14	92	2	--	3	--	--
58	Lake Baumiller	14	99	9	5/30	--	--	--
21	Garrett Kelley	14	92	6	--	1	--	--
25	Dillon Smith	14	81	11	3/15	--	--	--

State Finals History

First Appearance

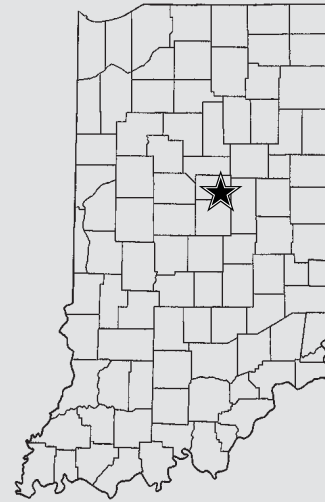


George Gilbert

Head Coach

31-24 (5th year)

192-160 (33rd year overall)



Team Facts

City/Town: Sharpsville

County: Tipton

Superintendent: Tim Garland

Principal: Dave Driggs

Athletic Director: Gary Rhew

Asst. Athletic Director: Kyle Zahn

Head Coach: George Gilbert

Assistant Coaches: Shane Arnold,

Memo Perez, Jason Tolle, Josh Hunter,

PJ Hatcher, Mike Keller, Jeremy Kennedy,

Tony Blades, Tim Johnson

Student Managers: Kim Martin, Kayla Unger

Offensive Formation: Veer

Defensive Formation: 3-4

Colors: Royal Blue, Gold, and White

Conference: Hoosier Heartland

Enrollment: 305

Last Year's W-L Record: 10-2

Season Results (13-1)

8/23 Eastern Hancock L 35-47

8/30 at Taylor W 39-13

9/6 Carroll (Flora) W 29-22

9/13 at Clinton Prairie W 54-0

9/20 at Monroe Central W 24-13

9/27 Clinton Central W 35-0

10/4 Anderson Prep Academy W 52-0

10/12 at Wes-Del W 34-0

10/18 at Sheridan W 33-27

Sectional

10/25 Clinton Central W 37-6

11/1 at Sheridan W 35-7

11/8 Clinton Prairie W 32-0

Regional

11/15 at South Adams W 28-7

Semi-State

11/22 at Winamac W 20-14

Tri-Central Depth Chart

Offense

Pos.	No.	Name
QB	*5	Cody Howell
QB	10	Colton Leinginger
RB	*21	Garrett Kelley
RB	*34	Cody Colbert
RB	25	Dillon Smith
RB	32	Keith Busch
FI	*15	Seth Blunck
FI	10	Colton Leininger
TE	*3	Jade Pickett
TE	*45	Bryce Dowell
TE	16	Cale Hindman
TE	88	Caleb Duncan
OT	*61	Darius Stanley
OT	*51	Josh Murdock
OT	74	Wyatt McPhearson
OT	68	Corbin Wilkin
OG	*62	Ryan Cage
OG	*71	Brandan Johnson
OG	74	Tanner Fernung
OG	52	Ben Byers
C	55	Nick Blades
C	60	Nathan Rayl

Specialists

Pos.	No.	Name
Punter	25	Dillon Smith
Placekicker	88	Caleb Duncan
Kickoffs	88	Caleb Duncan
Long Snapper	16	Cale Hindman
Holder	5	Cody Howell
Punt Returns	32	Keith Busch
Kickoff Returns	32	Keith Busch

Defense

Pos.	No.	Name
S	*15	Seth Blunck
S	16	Cale Hindman
S	*10	Colton Leinger
S	7	Kurin Howell
C	*1	Davee Haulcy
C	*5	Cody Howell
C	86	Colby Malson
C	16	Cale Hindman
OLB	*25	Dillon Smith
OLB	*45	Bryce Dowell
OLB	3	Jade Pickett
OLB	22	Evan McCorkle
ILB	*21	Garrett Kelley
ILB	*34	Cody Colbert
ILB	51	Josh Murdock
ILB	42	Kaleb Causey
DT	*61	Darius Stanley
DT	*53	Riley Smeltzer
DT	62	Ryan Cage
DT	71	Brandan Johnson
NT	*58	Lake Baumiller
NT	62	Ryan Cage

Tri-Central Head Coach George Gilbert

Name George Gilbert

Age: 58

Spouse's Name: Judy

Years Married: 36

Children's Names and Ages: Michael [34]; Matthew [33]; Elaine [24]

Current Occupation and Employer: Teacher Clinton Central High School

No. of Yrs.: 26

If a teacher, what subjects and grades do you teach: United States History, World History B; Sociology, Health-8

Education:

College: St Joseph [1 year]/Manchester [3 yrs.] Graduate: IU

Year Graduated: 1978

Degree(s) / Major: PE/Health BS degree; Social Studies MS degree

High School: Rensselaer

Year Graduated: 1973

Athletic Participation

Sport	High School Years	College Years
Football	69-73	73-78
Wrestling	69-73	73-75
Track	69-72	

As A High School Or College Player, Have You Ever Competed In A State Or National Championship Event In Any Sport? If Yes, Please Give Details:

No

Coaching Experience (Football Only)

Number of Years as Varsity Head Coach at Current School (ie: 5 years): 5 years

Actual Years as Varsity Head Coach at Current School (ie: 1996-2000): 2009-present

Won-Loss Record as Varsity Head Coach at Current School: 31-24

Overall Varsity Head Coaching Record: 192 - 160

Please list below where you've coached during your career starting with your current position:

School	Head / Asst.	No. of Years	Actual Years
Tri Central	Head Coach	5	2009-present
Clinton Central	Head Coach	20	1987-2007
Pioneer	Head Coach	2	1984-1986
Wayne Trace [Ohio]	Head Coach	5	1980-1985
Wayne Trace [Ohio]	JH	2	1978-1979

Tournament Championships (As the Varsity Head Coach, list years your team won):

Sectional: 91, 2013

Regional: 2013

Semi-State:

State Championship:

Something Interesting About You Personally Or Professionally That People Might Not Know:

I am a car guy. I own a 1948 Plymouth P-15 antique car. I spend a great deal of time in summer putting on and going to car shows. I also am a professional slow pitch softball umpire for the past 36 years. I have done state championship play 26 of the 36 years I have been umpiring.



Eastern Hancock Royals

Class A



Lt.	Dk.	Name	Gr.	Ht.	Wt.	Position(s)
2	2	Bryce Spegal	11	6-0	160	RB/WR
3	3	Spencer Gilbert	12	6-0	205	RB
4	4	Sam Carlton	12	6-0	175	WR
5	5	Christopher Hunt	10	5-8	145	RB
6	6	Cole Fout	11	6-0	175	WR
7	7	Clayton Brumfield	10	5-10	145	WR
8	8	Thomas Barton	10	6-3	215	QB/TE
9	9	Jordan Stillinger	10	6-1	155	WR
10	10	Devyn Brinson	9	6-0	150	WR
11	11	Austin Lacy	11	5-11	160	QB
12	12	Logan Splater	11	6-2	175	QB
13	13	Garrett Hancock	12	5-9	215	TE
14	14	Devin Denny	9	5-10	150	RB/WR
15	15	Caleb Beyers	10	6-1	155	WR/QB
16	16	Hunter Knopp	12	5-11	180	WR
17	17	Levi Majority	9	6-1	180	TE
20	20	Derrick Noel	11	6-2	170	WR
21	21	Austin Smith	10	5-9	140	WR
22	22	Garrett Janes	11	5-9	145	WR
24	24	Logan Mcabee	12	5-11	170	WR
25	25	Cooper Henderson	11	5-10	175	RB/WR
27	27	Cole Cochard	10	5-10	155	WR
29	29	Cobe Fish	10	5-9	165	RB/TE
31	31	Matthew Bowman	10	6-0	185	RB/TE
32	32	Craig Rifner	9	5-8	170	RB
34	34	Kenny Delph	12	5-11	200	TE

Lt.	Dk.	Name	Gr.	Ht.	Wt.	Position(s)
36	36	Jayson Bowers	9	5-5	125	RB
40	40	Cole Allen	11	5-9	165	TE
45	45	Adam Campbell	10	5-7	235	RB
49	49	John Davis	11	5-10	175	TE
50	50	Caleb Jessup	12	6-3	235	OL
51	51	Joshua Ramage	12	6-0	225	OL
52	52	Levi Hammond	12	5-9	210	OL
54	54	Andrew Riley	11	5-10	185	OL
56	56	Grant Frieson	10	6-0	225	OL
58	58	Kody Smith	11	5-9	220	OL
59	59	Austin Denny	12	5-9	215	OL
61	61	Christian Mazotas	10	5-11	235	OL
62	62	Joshua Robinson	9	6-2	245	OL
63	63	Austin Bednarski	10	5-11	235	OL
66	66	Christopher Butler	12	5-10	275	OL
67	67	Joshua Watson	9	5-10	195	OL
68	68	Jacob Toth	9	5-9	190	OL
70	70	Jared Boaz	9	5-10	195	OL
72	72	Dale Dubois	9	5-9	180	OL
73	73	Patrick Seal	10	6-0	220	OL
75	75	Curtis Heim	9	5-11	265	OL
77	77	Jared Waterman	10	5-6	165	OL
78	78	Cameron Heim	9	5-11	290	OL
83	83	Brandon Francis	9	5-11	150	WR
85	85	Colby Hunt	9	5-11	160	TE

Eastern Hancock Royals

Class A



Team Statistics

	Eastern Hancock	Opponents
Total Points / Points Per Game	784 / 56	217 / 15.5
First Downs / Per Game	201 / 14.4	173 / 12.4
Rushing Yards / Per Game	4,825 / 344.6	1,872 / 133.7
Passing Yards / Per Game	1,721 / 122.9	1,280 / 91.4
Total Yards / Per Game	6,546 / 467.5	3,152 / 225.1
Fumbles Recovered By	38	8
Intercepted By	20	7
Total Punts / Average	4 / 33.5	N/A
Penalties / Yards	103 / 896	N/A

Individual Statistics

Scoring	G	TD	1-Pt.	2-Pt.	FG	TP	PPG
3 Spencer Gilbert	14	44	0	18	0	302	21.6
25 Cooper Henderson	14	21	36	8	1	181	12.9
21 Austin Smith	14	10	0	0	0	60	4.3
12 Logan Splater	12	8	0	0	0	48	4.0
20 Derrik Noel	12	6	0	0	0	36	3.0

Rushing	G	Att.	Yds.	TD	YPG	YPC	Long
3 Spencer Gilbert	14	265	2769	38	197.8	10.4	89
25 Cooper Henderson	14	113	939	14	67.1	8.3	53
12 Logan Splater	12	80	536	8	44.7	6.7	55
2 Bryce Spegal	14	25	227	3	16.2	9.1	80
20 Derrik Noel	12	11	96	3	8	8.7	34

Passing	G	Comp.	Att.	Int.	TD	Yds.	YPG
12 Logan Splater	12	73	122	5	18	1158	96.5
11 Austin Lacy	14	27	40	2	9	491	35.1
8 Tom Barton	14	7	11	0	1	72	5.1

Receiving	G	Rec.	Yds.	TD	YPG	YPC	Long
25 Cooper Henderson	14	34	489	6	34.9	14.4	40
21 Austin Smith	14	21	411	8	29.4	19.6	81
3 Spencer Gilbert	14	14	309	4	22.1	22.1	69
20 Derrik Noel	12	19	268	2	22.3	14.1	51
2 Bryce Spegal	14	6	101	3	7.2	16.8	37

Defense	G	Tackles	For Loss	Sacks	INT	FC	FR
16 Hunter Knopp	12	117	24.5	8.5	1	3	3
54 Andy Riley	14	174	5.5	1.0	0	5	2
3 Spencer Gilbert	14	91	10.5	9.5	2	1	5
34 Kenny Delph	14	114	5.0	1.0	0	1	1
25 Cooper Henderson	14	71	2.5	0.0	6	1	3
45 Adam Campbell	13	49	10.0	6.0	0	2	3

State Finals History

State Champion: (1) 1985 (A)
Appearances: (2) 1985 (A), 2013 (A)

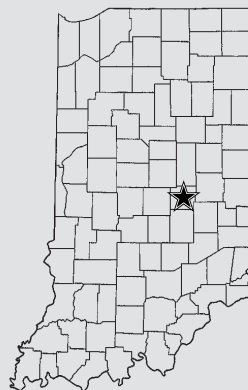


Pat Echeverria

Head Coach

23-13 (3rd year)

23-13 (3rd year overall)



Team Facts

City/Town: Charlottesville

County: Hancock

Superintendent: Randy Harris

Principal: David Pfaff

Athletic Director: Aaron Spaulding

Head Coach: Pat Echeverria

Assistant Coaches: Clayton Shultz,

Michael Galyan, Tyler Lawyer, Doug Shultz,

Brad Klinck, Dusty Magee, Keith Oliver,

Tim Lewis, Tim Cochard, Vince White,

Terry Stephens

Student Managers: Madison Mayfield,

Grace Perkins, Skyler Overleese,

Brent Morris, Conner Bennett,

Loren Matlock, Jacob Hancock

Offensive Formation: Spread

Defensive Formation: 3-4

Colors: Royal Blue and White

Conference: Mid-Indiana (football only)

Enrollment: 390

Last Year's W-L Record: 6-6

Season Results (14-0)

8/23	at Tri-Central	W	47-35
8/30	South Decatur	W	50-6
9/6	at Indian Creek	W	33-25
9/13	at Milan	W	52-27
9/20	Knightstown	W	65-0
9/27	at North Decatur	W	62-0
10/4	Wes-Del	W	72-6
10/11	at Shenandoah	W	68-19
10/18	Indianapolis Tindley	W	72-6

Sectional

10/25	Union City	W	78-27
11/1	Cambridge City Lincoln	W	62-0
11/8	at Northeastern	W	57-36

Regional

11/15	at South Putnam	W	29-14
-------	-----------------	---	-------

Semi-State

11/22	Linton-Stockton	W	37-16
-------	-----------------	---	-------

Eastern Hancock Depth Chart

Offense

Pos.	No.	Name
QB	12	Logan Splater
F	3	Spencer Gilbert
H	25	Cooper Henderson
Slot	4	Sam Carlton
WR	20	Derrick Noel
WR	21	Austin Smith
LT	50	Caleb Jessup
LG	52	Levi Hammond
C	59	Austin Denny
RG	58	Kody Smith
RT	51	Josh Ramage
QB	11	Austin Lacy
F	2	Bryce Spegal
H	31	Matt Bowman
Slot	2	Bryce Spegal
WR	16	Hunter Knopp
WR	22	Garrett Janes
LT	63	Austin Bednarski
LG	56	Grant Friesen
C	63	Austin Bednarski
RG	56	Grant Friesen
RT	54	Andy Riley

Defense

Pos.	No.	Name
OLB	16	Hunter Knopp
OLB	3	Spencer Gilbert
DT	63	Austin Bednarski
Nose	45	Adam Campbell
DT	13	Garrett Hancock
MLB	54	Andy Riley
MLB	34	Kenny Delph
CB	20	Derrick Noel
CB	2	Bryce Spegal
S	25	Cooper Henderson
S	5	Owen Hunt
OLB	31	Matt Bowman
OLB	4	Sam Carlton
DT	50	Caleb Jessup
Nose	52	Levi Hammond
DT	51	Josh Ramage
MLB	77	Jared Waterman
MLB	58	Kody Smith
CB	22	Garrett Janes
CB	7	Clayton Brumfield
S	15	Caleb Byers
S	24	Logan McAbee

Specialists

Pos.	No.	Name
Punter	25	Cooper Henderson
Placekicker	25	Cooper Henderson
Kickoffs	25	Cooper Henderson
Long Snapper	5	Owen Hunt
Holder	11	Austin Lacy
Punt Returns	25	Cooper Henderson
	3	Spencer Gilbert
Kickoff Returns	3	Spencer Gilbert
	20	Derrick Noel

Eastern Hancock Head Coach Pat Echeverria

Name: Pat Echeverria
Age:35
Spouse's Name:Valerie Echeverria
Years Married:12
Children's Names and Ages:Makenzie (12) Addison (8)
Current Occupation and Employer:Teacher, Eastern Hancock High School
No. of Yrs.:3
If a teacher, what subjects and grades do you teach:MS/HS Physical Education

Education:

College:DePauw University
Year Graduated:2001
Degree(s) / Major:Bachelor of Arts in Biology
High School:Pike High School
Year Graduated:1997

Athletic Participation

Sport	High School Years	College Years
Football	(1993-1996)	(1997-2000)
Baseball	(1993-1996)	(1998)

As A High School Or College Player, Have You Ever Competed In A State Or National Championship Event In Any Sport? If Yes, Please Give Details:

No

Coaching Experience (Football Only)

Number of Years as Varsity Head Coach at Current School (ie: 5 years):3 Years
Actual Years as Varsity Head Coach at Current School (ie: 1996-2000):3 Years
Won-Loss Record as Varsity Head Coach at Current School:23-13
Overall Varsity Head Coaching Record:23-13

Please list below where you've coached during your career starting with your current position:

School	Head / Asst.	No. of Years	Actual Years
Eastern Hancock HS	Head	3	(2011-Present)
Pike HS	Asst.	4	(2007-2010)
Perry Meridian HS	Asst.	1	(2006)
Cascade HS	Asst.	4	(2002-2005)
DePauw University	Asst.	1	(2001)

Tournament Championships (As the Varsity Head Coach, list years your team won):

Sectional: 2013
Regional: 2013
Semi-State: 2013
State Championship:



Tipton Blue Devils

Class 2A



Lt.	Dk.	Name	Gr.	Ht.	Wt.	Position(s)	Lt.	Dk.	Name	Gr.	Ht.	Wt.	Position(s)
2	2	Austin Hooker	12	6-2	220	QB/OLB	53	53	Camden Thomas	10	5-8	170	OG/DT
3	3	Brody Dell	11	6-0	180	RB/S	54	54	Codey Thomas	12	6-2	180	OT/OLB
4	4	Kellen Woods	9	5-6	130	QB/S	55	55	Austan Ripperdan	9	6-0	100	OG/OLB
10	10	Nate Hein	12	6-0	190	RB/OLB	56	56	Bryce Calvin	12	5-8	185	C/ILB
11	11	Caleb Williams	11	5-10	150	WR/CB	58	58	Phillip Nichols	11	5-10	190	OG/ILB
12	12	John Roe	11	6-3	166	WR/CB	59	59	Tyler Brewer	10	6-2	160	OL/DL
14	14	Matt Cavanah	11	5-5	121	WR/CB	61	61	Daniel Phifer	10	6-2	235	NG
16	16	Caleb Culeb	12	5-11	180	K	64	64	Chris Bell	11	6-0	245	OG/DT
18	18	Jack Critser	10	6-3	160	QB/S	65	65	Isaac Schmitt	12	6-2	260	OG/DL
20	20	Konner Tilley	10	5-11	205	RB/ILB	66	66	Luke Shively	12	6-3	265	OT/DL
21	21	Devin Weismiller	11	5-11	190	RB/NG	67	67	Brody Blake	12	6-4	200	OT/DT
22	22	Jake Tragesser	11	5-10	142	K	68	68	Cody Wright	10	5-8	207	OG/DT
23	23	Matt Gutierrez	9	6-1	165	TE/OLB	69	69	Chase Roa	11	6-0	225	OG/DT
24	24	Arik Reecer	9	5-6	110	WR/CB	70	70	Austin Walters	9	5-11	140	OG/DT
25	25	Jake Langley	10	5-7	150	RB/DB	71	71	Corey Thomas	11	6-0	224	OG/DT
26	26	Kinnon Roudebush	12	5-10	168	RB/OLB	73	73	Collin Hunter	9	6-1	204	OL/DT
30	30	Brayton Lacy	9	5-5	155	RB/ILB	74	74	Austin Blair	9	6-0	255	OG/DT
31	31	Sam Gutierrez	9	6-0	145	WR/S	77	77	Cody Hendrix	9	5-10	208	OG/NG
32	32	Nathan Friend	12	6-3	216	WR/DT	78	78	Cole Trimble	9	5-10	228	OT/DT
33	33	Cory King	12	5-10	158	WR/DB	79	79	Tanner Morris	10	6-1	210	OT-DT
34	34	Sam Grosvenor	9	5-10	140	WR/OLB	80	80	Bryan Wisenberg	12	5-7	139	WR/CB
35	35	Gage Walters	10	5-10	140	TE/OLB	81	81	Cody Vandevender	12	5-6	135	WR/CB
36	36	Daulton Dane	9	5-5	125	WR/ILB	82	82	Jake Overdorf	10	6-3	187	TE/OLB
43	43	Kamden Hoycus	9	5-7	127	WR/CB	84	84	Jadan Miller-Harrison	10	5-9	140	WR/CB
44	44	Justin Harshman	9	5-9	150	RB/ILB	85	85	Sam Phillips	9	5-8	120	WR/CB
45	45	Justin Lashure	9	5-10	160	RB/LB	86	86	Mike Shuck	11	5-8	163	WR/CB
50	50	Josh Snider	12	5-11	195	TE/ILB	87	87	Jake Devendorf	12	6-0	170	WR/DB
52	52	Lane Williams	11	6-0	189	OG/ILB	88	88	Andy Overdorf	11	6-3	195	TE/OLB


Tipton Blue Devils

Class 2A



Team Statistics

	Tipton	Opponents
Total Points / Points Per Game	430 / 30.7	188 / 13.4
First Downs / Per Game	227 / 16.2	167 / 11.9
Rushing Yards / Per Game	3,285 / 234.6	1,978 / 141.3
Passing Yards / Per Game	1,857 / 132.6	1,265 / 90.4
Total Yards / Per Game	5,142 / 367.3	3,243 / 231.6
Fumbles Recovered By	10	14
Intercepted By	12	7
Total Punts / Average	44 / 31.8	71 / 32.0
Penalties / Yards	76 / 602	79 / 627



Individual Statistics

Scoring	G	TD	1-Pt.	2-Pt.	FG	TP	PPG
2 Austin Hooker	10	18	0	1	0	110	11.0
3 Brody Dell	14	12	0	1	0	74	5.3
10 Nate Hein	11	0	0	0	0	66	4.7
22 Jake Tragesser	14	0	44	0	5	59	4.2
87 Jake Devendorf	14	8	0	0	0	48	3.4

Rushing	G	Att.	Yds.	TD	YPG	YPC	Long
10 Nate Hein	14	211	1504	9	107.4	7.1	91
2 Austin Hooker	10	107	597	18	59.7	5.6	40
3 Brody Dell	14	135	718	10	51.3	5.3	51
87 Jake Devendorf	14	32	240	3	17.1	7.5	67
25 Jake Langley	14	22	125	0	8.9	5.7	35

Passing	G	Comp.	Att.	Int.	TD	Yds.	YPG
2 Austin Hooker	10	92	160	3	13	1493	149.3
18 Jack Critser	14	41	14	1	1	171	12.2
4 Kellen Woods	14	23	13	3	2	164	11.7

Receiving	G	Rec.	Yds.	TD	YPG	YPC	Long
87 Jake Devendorf	14	36	525	4	37.5	14.6	78
32 Nathan Friend	14	28	408	4	29.1	14.6	35
3 Brody Dell	14	21	312	2	22.3	14.9	32
33 Cory King	14	14	223	4	15.9	15.9	53
10 Nate Hein	14	13	251	2	17.9	19.3	49

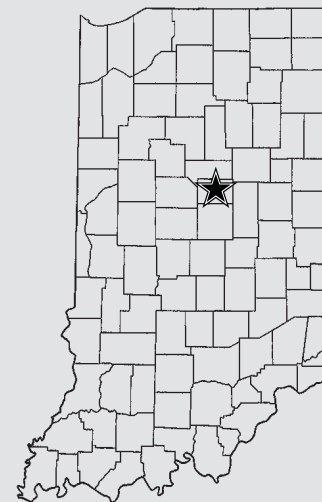
Defense	G	Tackles	For Loss	Sacks	INT	FC	FR
50 Josh Snider	14	122	5	2	0	0	0
56 Bryce Calvin	14	101	2	0	0	0	0
33 Cory King	14	66	0	0	3	0	0
3 Brody Dell	14	65	3	0	3	1	0
54 Codey Thomas	14	62	5	5	2	0	1
10 Nate Hein	14	61	2	0	0	1	1

State Finals History

Runner-Up: (2) 1988 (3A), 1994 (3A)
 Appearances: (3) 1988 (3A), 1994 (3A), 2013 (2A)



Aaron Tolle
 Head Coach
 73-34 (9th year)
 73-34 (9th year overall)



Team Facts

City/Town: Tipton
 County: Tipton
 Superintendent: Kevin Emsweller
 Principal: Joe Rushton
 Athletic Director: Kory Fernung
 Head Coach: Aaron Tolle
 Assistant Coaches: Phil Morgan, Brett Stoker, Josh Frawley, Tony Hoover, Clay Norred, Brandon Smith, Alix Engle
 Student Managers: Sarah Issac, Bailee Holler, Hailey Golden, Foster Dombrosky, Jonathan Sampson
 Offensive Formation: Spread
 Defensive Formation: 3-4
 Colors: Blue and White
 Conference: Hoosier
 Enrollment: 558
 Last Year's W-L Record: 11-2

Season Results (11-3)

8/23	Hamilton Heights	W	28-7
8/30	at Elwood	W	28-19
9/6	Benton Central	W	65-14
9/13	at Rensselaer Central	L	7-9
9/20	West Lafayette	L	10-34
9/27	Lafayette Central Catholic	L	7-14
10/4	Sheridan	W	27-24
10/11	at Twin Lakes	W	34-7
10/18	at Delphi	W	38-0
Sectional			
10/25	Cass	W	38-13
11/1	Lafayette Central Catholic	W	28-24
11/8	at Delphi	W	37-21
Regional			
11/15	Oak Hill	W	56-2
Semi-State			
11/22	Rensselaer Central	W	27-0

Tipton Depth Chart

Offense

Pos.	No.	Name
C	56	Bryce Calvin
	64	Chris Bell
G	65	Isaac Schmitt
	54	Codey Thomas
G	50	Josh Snider
	54	Codey Thomas
T	66	Luke Shively
	64	Chris Bell
T	67	Brody Blake
	64	Chris Bell
TE	88	Andy Overdorf
	20	Connor Tilley
WR	87	Jake Devendorf
	26	Kinnon Roudebush
WR	32	Nathan Friend
	84	Jadan Miller-Harrison
WR	3	Brody Dell
	33	Cory King
RB	10	Nate Hein
	3	Brody Dell
QB	2	Austin Hooker
	4	Kellen Woods

Defense

Pos.	No.	Name
NG	52	Lane Williams
	61	Daniel Phifer
DT	25	Jake Langley
	66	Luke Shively
DT	67	Brody Blake
	65	Isaac Schmitt
ILB	50	Josh Snider
	20	Connor Tilley
ILB	56	Bryce Calvin
	55	Austin Ripperdan
OLB	10	Nate Hein
	88	Andy Overdorf
OLB	54	Codey Thomas
	2	Austin Hooker
CB	33	Cory King
	11	Caleb Williams
CB	81	Cody Vandevender
	14	Matt Cavanah
S	3	Brody Dell
	12	John Roe
S	87	Jake Devendorf
	12	John Roe

Specialists

Pos.	No.	Name
Punter	10	Nate Hein
Placekicker	22	Jake Tragesser
Kickoffs	16	Caleb Cubel
Long Snapper	55	Austin Ripperdan
Holder	26	Kinnon Roudebush
Punt Returns	33	Cory King
Kickoff Returns	87	Jake Devendorf

Tipton Head Coach Aaron Tolle

Name: Aaron Tolle

Age: 41

Spouse's Name: Elizabeth

Years Married: 15

Children's Names and Ages: Aden 10, Quinn 4

Current Occupation and Employer: Teacher, Tipton Community School Corporation

No. of Yrs.: 16

If a teacher, what subjects and grades do you teach: Health, Physical Fitness

Education:

College: Indiana University

Year Graduated: 1995

Degree(s) / Major: Bachelors in Education

High School: Tipton High School

Year Graduated: 1990

Athletic Participation

Sport	High School Years	College Years
Football	1986,87,88,89	
Basketball	1987,88,89,90	
Track	1988,89	

As A High School Or College Player, Have You Ever Competed In A State Or National Championship Event In Any Sport? If Yes, Please Give Details:

1988 Class 3A State Championship Game
Roncalli 14 Tipton 13

Coaching Experience (Football Only)

Number of Years as Varsity Head Coach at Current School (ie: 5 years): 9 years

Actual Years as Varsity Head Coach at Current School (ie: 1996-2000): 9 years

Won-Loss Record as Varsity Head Coach at Current School: 73-34

Overall Varsity Head Coaching Record: 73-34

Please list below where you've coached during your career starting with your current position:

School	Head / Asst.	No. of Years	Actual Years
Tipton High School	Head	9	2005-Current
Tipton High School	Asst.	6	1999-2004
Tipton Middle School	Asst	1	1998
Peru High School	Asst	1	1997
Tipton High School	Asst	1	1996

Tournament Championships (As the Varsity Head Coach, list years your team won):

Sectional: 2010,2011,2012,2013

Regional: 2013

Semi-State: 2013

State Championship:

Something Interesting About You Personally Or Professionally That People Might Not Know:

I enjoy reading, US history (JFK and Civil War) and traveling with my family (Fort Myers on spring break).



Cardinal Ritter Raiders

Class 2A



Lt.	Dk.	Name	Gr.	Ht.	Wt.	Position(s)
2	2	Jake Purichia	11	6-0	205	QB/DB
3	3	Jeffrey Cmehil	11	5-8	150	WR/DB
4	4	Eli Arnold	12	6-2	205	TE/DE
6	6	Tommy Waites	11	5-10	185	RB/DB
7	7	Jake Hagan	12	6-2	180	WR/DB
8	8	Kyree Hollis	12	5-11	145	WR/DB
9	9	Kaelin Nichols	12	5-10	185	WR/DB
10	10	Trevor Browder	9	5-6	120	RB/DB
11	11	Josh Majors	10	6-2	170	WR/DB
12	12	Max Egenolf	9	5-5	120	WR/DB
13	13	Alex Downard	10	5-11	150	QB/DB
14	14	Eli Johnson	9	5-9	135	WR/DB
15	15	Nick Wilson	10	5-8	155	WR/DB
16	16	Ben Szeszycki	9	6-2	140	QB/DE
17	17	Jack Brown	10	5-10	140	WR/DB
18	18	Patrick Kaiser	10	5-10	170	RB/LB
20	20	Logan Beaman	12	5-10	195	RB/LB
21	21	Will Shriner	9	5-5	110	WR/DB
22	22	Ethan Briggeman	11	5-9	140	RB/LB
23	23	Dustyn Ogle	10	5-10	165	RB/LB
24	24	Griffen Miller	10	5-10	180	RB/LB
25	25	Allen Dininger	12	5-9	180	RB/LB
26	26	Lance Ellington	9	5-1	115	WR/DB
27	27	Christian Vela	11	5-9	175	RB/LB
28	28	Andre Guy	11	5-9	180	RB/LB
29	29	Stephen Timmons	9	5-6	150	TE/DB
32	32	Lance Unland	11	5-9	165	RB/DB
33	33	Sam Adams	9	5-9	130	TE/LB
34	34	Grant Schrack	11	5-7	160	RB/LB
35	35	Liam Nowlin	9	5-7	125	RB/LB
36	36	Courtney Harris	9	5-2	130	RB/DB
46	46	Kylin Bass	11	6-2	190	TE/DE
48	48	Anthony Dumes	9	5-8	170	RB/LB
49	49	Zach Yetter	9	5-6	165	FB/LB

Lt.	Dk.	Name	Gr.	Ht.	Wt.	Position(s)
50	50	Max Kirk	10	5-11	190	OL/DL
51	51	James Johnson	10	6-2	220	OL/DL
52	52	Rsom Abraha	12	6-0	225	OL/DL
53	53	Frank Roselli	11	5-6	170	OL/DL
54	54	Matt Gangwer	9	5-10	156	OL/DL
55	55	Dylan Faulkenberg	12	6-1	225	OL/LB
56	56	Wesley Ricketts	10	6-0	230	OL/DL
57	57	Jack Steinacker	12	6-0	215	C/DL
58	58	Fred Durham	9	5-10	165	OL/DE
59	59	Collin Sweeney	11	6-5	205	OL/DE
60	60	James Magee	11	6-0	245	OL/DL
61	61	Daniel Fesenmeier	12	6-1	225	OL/DL
62	62	Alex Hornaday	9	5-7	165	OL/DL
64	64	Reggie Gayden	12	6-0	260	OL/DL
65	65	Luke Armbruster	10	5-9	235	OL/DL
66	66	Nathan Meyer	12	5-8	205	OL/DL
67	67	Austin Kane	11	5-10	255	OL/DL
68	68	Nick Conklin	11	5-11	205	OL/DL
69	69	Brendan McCoy	10	5-8	230	OL/DL
70	70	Ian Johnson	11	5-10	275	OL/DL
71	71	Noah Albrecht	10	6-0	155	OL/DL
72	72	Quentin Yockey	10	5-10	250	OL/DL
73	73	Daniel McDonald	9	5-6	160	OL/DL
75	75	Santiago Albarran	9	5-11	215	OL/DL
76	76	Kevin Johnson	9	6-0	155	OL/DL
78	78	Chris Navarrete	10	5-10	175	OL/DL
79	79	Brian Dade	10	6-0	245	OL/DL
80	80	Patrick Magee	12	5-9	160	TE/DL
81	81	Xavier Russell	10	5-9	145	WR/DB
82	82	Nick Leverenz	10	6-1	170	OL/LB
83	83	Leo Metallic	12	6-0	195	TE/LB
87	87	Joseph Everett	10	6-1	150	WR/DB
88	88	Josh Diagostino	12	6-1	175	TE/DL

Cardinal Ritter Raiders

Class 2A



Team Statistics

	Cardinal Ritter	Opponents
Total Points / Points Per Game	575 / 41.1	285 / 20.0
First Downs / Per Game	196 / 14	154 / 11
Rushing Yards / Per Game	2,226 / 159	1,735 / 124
Passing Yards / Per Game	3,446 / 246	2,745 / 196
Total Yards / Per Game	5,672 / 405	4,480 / 320
Fumbles Recovered By	9	3
Intercepted By	19	5
Total Punts / Average	17 / 36.4	N/A
Penalties / Yards	N/A	N/A

Individual Statistics

Scoring	G	TD	1-Pt.	2-Pt.	FG	TP	PPG
7 Jake Hagan	13	20	--	--	--	120	9.2
8 Kyree Hollis	14	13	--	--	--	76	5.4
6 Tommy Waites	14	12	--	--	--	72	5.2
32 Lance Unland	14	--	70	--	2	76	5.4
2 Jake Purichia	14	8	--	--	--	48	3.4

Rushing	G	Att.	Yds.	TD	YPG	YPC	Long
6 Tommy Waites	14	62	558	11	39.9	9.1	68
20 Logan Beamam	9	88	550	6	61.1	6.3	38
28 Andre Guy	14	86	504	7	36.0	5.9	73
2 Jake Purichia	14	107	419	8	29.9	3.9	42
34 Grant Shrack	14	15	77	2	5.5	5.1	17

Passing	G	Comp.	Att.	Int.	TD	Yds.	YPG
2 Jake Purichia	14	196	303	6	44	3,442	246
13 Alex Downard	1	1	2	0	--	4	--

Receiving	G	Rec.	Yds.	TD	YPG	YPC	Long
7 Jake Hagan	13	68	1,386	19	106.6	20.4	80
8 Kyree Hollis	14	48	932	13	66.6	19.4	73
3 Jeffrey Cmehil	12	24	407	5	34.0	16.9	44
9 Kaelin Nichols	14	19	272	3	19.4	14.3	51
4 Ell Arnold	9	11	188	1	20.9	17.1	80

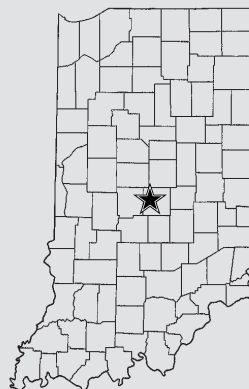
Defense	G	Tackles	For Loss	Sacks	INT	FC	FR
55 Dylan Faulkenberg	14	127	6	10/44	1	3	3
6 Tommy Waites	14	70	3	3/16	1	--	--
61 Daniel Fesenmeier	14	70	4	3/26	--	--	--
88 Josh Diagostino	14	68	5	5/26	--	--	--
64 Reggie Gayden	14	61	3	3/12	--	--	--
2 Jake Purichia	14	61	3	3/12	3	--	--

State Finals History

State Champion: **(3)** 1977 (A), 2003 (A), 2008 (A)
 Runner-Up: **(6)** 1987 (2A), 1991 (A), 1992 (A), 2004 (A), 2006 (A), 2012 (2A)
 Appearances: **(10)** 1977 (A), 1987 (2A), 1991 (A), 1992 (A), 2003 (A), 2004 (A), 2006 (A), 2008 (A), 2012 (2A), 2013 (2A)



Ty Hunt
 Head Coach
 92-16 (8th year)
 92-16 (8th year overall)



Team Facts

City/Town: Indianapolis
 County: Marion
 Superintendent: Gina Fleming
 President: Greg Perkins
 Principal: Jo Hoy
 Chaplain: Father Bob Roberson
 Athletic Director: Jim Martin
 Asst. Athletic Directors: John Roach, Jason Sims
 Head Coach: Ty Hunt
 Assistant Coaches: Vince Purichia, Paul Douglass, Spencer King, Will McClain, Steve Steinacker, Tyrone Chandler, Randy DeGolyer, Jason Sims, Joe Pfennig, Austin Crapo
 Student Managers: Shayna Grady, Lauryin Osborn, Michael Johnson
 Offensive Formation: Mutiple Pro
 Defensive Formation: 4-4
 Colors: Red and Black
 Conference: Indiana Crossroads
 Enrollment: 543
 Last Year's W-L Record: 14-1

Season Results (12-2)

8/23	at Heritage Christian	W	59-7
8/30	Indianapolis Lutheran	W	38-6
9/6	Brebeur Jesuit	L	28-49
9/13	Speedway	W	41-20
9/20	at Indpls. Bishop Chatard	L	14-41
9/27	at Triton Central	W	49-28
10/4	Beech Grove	W	44-13
10/12	at Indianapolis Scecina	W	21-14
10/18	at Shenandoah	W	63-35

Sectional

10/25	Indianapolis Washington	W	58-20
11/1	at Monrovia	W	48-12
11/8	Speedway	W	35-10

Regional

11/15	at Indianapolis Scecina	W	28-14
-------	-------------------------	---	-------

Semi-State

11/22	Paoli	W	49-16
-------	-------	---	-------

Indianapolis Cardinal Ritter Depth Chart

Offense				Defense		
Pos.	No.	Name		Pos.	No.	Name
QB	2	Jake Purichia		DE	88	Josh Diagostino
QB	13	Alex Downard		DE	4	Ell Arnold
RB	20	Logan Beaman		DE	55	Dylan Faulkenberg
RB	6	Tommy Waites		DE	51	James Johnson
FB	34	Grant Shrack		DT	61	Daniel Fesenmeier
FB	25	Allen Dininger		DT	67	Austin Kane
WR	7	Jake Hagan		DT	64	Reggie Gayden
WR	9	Kaelin Nichols		DT	57	Jack Steinacker
WR	8	Kyree Hollis		LB	20	Logan Beaman
WR	3	Jeffrey Cmehil		LB	27	Christian Vela
TE	4	Ell Arnold		LB	25	Allen Dinninger
TE	83	Leo Metallic		LB	6	Tommy Waites
RT	64	Reggie Gayden		OLB	2	Jake Purichia
RT	79	Bryan Dade		OLB	34	Grant Shrack
RG	55	Dylan Faulkenberg		OLB	83	Leo Metallic
RG	67	Austin Kane		OLB	28	Andre Guy
C	61	Daniel Fesenmeier		CB	8	Kyree Hollis
C	57	Jack Steinacker		CB	17	Jack Brown
LG	66	Nathan Meyer		CB	9	Kaelin Nichols
LG	72	Quentin Yockey		CB	32	Lance Unland
LT	52	Rsom Abraha		FS	7	Jake Hagan
LT	76	James Johnson		FS	11	Josh Majors
Specialists						
Pos.	No.	Name				
Punter	11	Josh Majors				
	32	Lance Unland				
Placekicker	32	Lance Unland				
	24	Griffen Miller				
Kickoffs	32	Lance Unland				
	55	Dylan Faulkenberg				
Long Snapper	55	Dylan Faulkenberg				
	7	Jake Hagan				
Holder	2	Jake Purichia				
	13	Alex Downard				
Punt Returns	7	Jake Hagan				
	6	Tommy Waites				
Kickoff Returns	6	Tommy Waites				
	7	Jake Hagan				

Indianapolis Cardinal Ritter Head Coach Ty Hunt

Name: Ty Hunt

Age: 42

Spouse's Name: Elizabeth Hunt

Years Married: 16 years

Children's Names and Ages: Trey (13), Emma (9), Tatum (5)

Current Occupation and Employer: Dean of Students Cardinal Ritter H.S. Archdiocese of Indianapolis

No. of Yrs.: 9

If a teacher, what subjects and grades do you teach:

Education:

College: Indiana University, Bloomington

Year Graduated: 1995

Degree(s) / Major: Kinesiology B.S. Physical Education K-12

High School: Monrovia (Monroe Gregg)

Year Graduated: 1990

Athletic Participation

Sport	High School Years	College Years
Football	86, 87, 88, 89	n/a
Baseball	88, 89	
Track	86, 87	

As A High School Or College Player, Have You Ever Competed In A State Or National Championship Event In Any Sport? If Yes, Please Give Details:

N/A

Coaching Experience (Football Only)

Number of Years as Varsity Head Coach at Current School (ie: 5 years): 8 years

Actual Years as Varsity Head Coach at Current School (ie: 1996-2000): 2006 -2013

Won-Loss Record as Varsity Head Coach at Current School: 92 - 16

Overall Varsity Head Coaching Record: 92 -16

Please list below where you've coached during your career starting with your current position:

School	Head / Asst.	No. of Years	Actual Years
Indpls Cardinal Ritter	Head Coach	8 years	2006 - present
Indpls Cardinal Ritter	Def Coord.	5 years	2000 - 2005
Indpls Cardinal Ritter	Asst. Coach	5 years	1995 - 2000

Tournament Championships (As the Varsity Head Coach, list years your team won):

Sectional: 2006, 2007, 2008, 2009, 2012, 2013

Regional: 2006, 2007, 2008, 2012, 2013

Semi-State: 2006, 2008, 2012

State Championship: 2008

Something Interesting About You Personally Or Professionally That People Might Not Know:

I take plenty of pride in giving Coach Rick Streiff of Cathedral a lot of static about being from Monrovia as well. The only difference is that the pictures of Rick were in black and white while I was going through high school. As the Head Coach of Cardinal Ritter last year we sent 11 players to play college football last year. We have had 2 professional football players come through Cardinal Ritter High School Devin Moore (former Indianapolis Colt) and Tyrone Walker (currently Green Bay Packer).



Andean Fighting 59ers

Class 3A



<u>Lt.</u>	<u>Dk.</u>	<u>Name</u>	<u>Gr.</u>	<u>Ht.</u>	<u>Wt.</u>	<u>Position(s)</u>	<u>Lt.</u>	<u>Dk.</u>	<u>Name</u>	<u>Gr.</u>	<u>Ht.</u>	<u>Wt.</u>	<u>Position(s)</u>
1	1	Wynton Jones	12	5-10	175	RB/DB	42	42	Ian Ranson	11	5-6	140	WR/DB
2	2	Matt O'Brien	12	6-0	175	QB/DB	43	43	Cameron Bosak	12	5-8	165	RB/DB
3	3	Matt DeSomer	12	6-1	185	QB/DB	44	44	Josh Barajas	11	6-3	210	TE/DE
4	4	Eric Guetzloff	12	5-7	155	K	46	46	Raymond Puntillo	12	5-10	195	RB/LB
6	6	Kevin Witherspoon	11	5-7	140	WR/DB	50	50	Nick Aloia	12	6-0	180	OL/LB
7	7	Ramon Guerrero	12	6-0	185	WR/DB	51	51	John Rodgers	10	6-0	210	OL/DL
8	8	Derrick Lewis	11	5-9	145	WR/DB	52	52	Nick Zaleski	11	6-0	200	OL/DL
9	9	Jake Paliga	11	6-0	160	QB/DB	54	54	Obi Echeumuna	12	6-0	180	RB/LB
10	10	D'Angelo Collins	11	6-0	185	RB/LB	56	56	Demond Dixon	10	5-9	265	OL/DL
11	11	Brandon Bonta	10	5-10	170	RB/DB	57	57	John Zemkewicz	12	6-0	225	OL/DL
12	12	Bryan Schmidt	10	5-9	155	QB	58	58	Derek Maldonado	10	6-1	255	OL/DL
13	13	Luke Jaksich	10	6-0	145	QB	60	60	C.J. Booth	10	6-0	235	OL/DL
14	14	Brett Lesch	10	5-10	155	WR/DB	62	62	Tyler Bruce	12	6-1	285	OL/DL
15	15	James Henderson	11	5-10	165	WR/DB	63	63	Jhalon Beeks	12	5-10	265	OL/DL
16	16	Jamie Johnson	11	5-7	155	WR/DB	65	65	Tyler Laughead	10	6-0	185	DL
17	17	Matt Ericksen	12	5-10	155	WR/DB	66	66	Lukus Berber	11	6-1	285	OL/DL
18	18	Bryan O'Rourke	12	6-1	185	QB/DB	67	67	Matt Kish	12	6-1	220	OL/LB
19	19	Aaron Faulkner	11	5-10	160	RB/DB	68	68	Bryson Brewer	11	5-11	250	OL/DL
20	20	John Albomonte	11	6-0	175	WR/DB	70	70	Ricky Novak	11	6-2	235	OL/DL
21	21	Noah Pavlina	12	5-10	185	WR/DB	71	71	Alex Khadivar	12	6-3	230	OL/DL
22	22	Owen Satoski	11	5-8	165	WR/DB	72	72	Adam Kopil	12	6-1	225	OL/DL
23	23	Donovan Chandler	12	5-7	155	RB/DB	73	73	John Daugherty	11	6-2	225	OL/DL
24	24	Joe Albomonte	10	5-9	155	WR/DB	75	75	Bahige Owens	12	5-9	235	OL/DL
25	25	Alex Vode	11	5-10	225	RB/LB	76	76	Santiago Thompson	11	5-11	265	OL/DL
26	26	Andrew Wheeler	10	5-9	165	RB/LB	77	77	Gabriel Azcona	12	6-3	205	OL/DL
28	28	Tom Leonelli	10	5-9	155	WR/DB	79	79	Braxton Carey	11	6-1	260	OL/DL
30	30	David Graham	10	5-10	185	RB/LB	81	81	Ryan McGarel	12	6-0	175	WR/DB
31	31	Mike Gore	12	6-0	180	K	83	83	Connor McQuillen	12	6-0	165	WR/DB
32	32	Trevor Berg	11	5-10	185	RB/LB	84	84	Charles Puntillo	11	6-2	175	TE/DE
34	34	James Rodish	10	6-0	175	RB/LB	85	85	Mike Meingasner	12	6-0	175	WR/LB
35	35	Tylor Petkovich	12	6-6	220	TE/LB	86	86	Sean Mullen	11	6-0	180	WR/DB
36	36	Roman Griffin	10	5-8	165	RB/DB	89	89	Luke Page	12	6-0	175	RB/LB
37	37	Duncan Houpt	10	5-10	170	RB/LB	90	90	Kyle Conneen	11	5-11	280	OL/DL
40	40	Joe Rodish	11	6-1	205	RB/LB	99	99	Marcus Henderson	12	5-10	265	DL

Andrean Fighting 59ers

Class 3A



Team Statistics

	Andrean	Opponents
Total Points / Points Per Game	625 / 44.6	202 / 14.4
First Downs / Per Game	294 / 21.0	162 / 11.6
Rushing Yards / Per Game	3,505 / 250.4	1,456 / 104.0
Passing Yards / Per Game	2,705 / 193.2	1,550 / 110.7
Total Yards / Per Game	6,210 / 443.6	3,006 / 214.7
Fumbles Recovered By	7	N/A
Intercepted By	8	N/A
Total Punts / Average	15 / 37	N/A
Penalties / Yards	84 / 770	N/A

Individual Statistics

Scoring	G	TD	1-Pt.	2-Pt.	FG	TP	PPG
3 Matt DeSomer	14	42	--	2	--	256	18.3
32 Trevor Berg	14	20	--	--	--	120	8.6
23 Donovan Chandler	14	11	--	--	--	66	4.7
31 Mike Gore	14	--	76	--	3	85	6.1
43 Cam Bosak	--	11	--	1	--	66	--

Rushing	G	Att.	Yds.	TD	YPG	YPC	Long
3 Matt DeSomer	14	143	1545	18	110.3	10.8	96
32 Trevor Berg	14	176	1123	20	80.2	6.4	56
43 Cam Bosak	14	100	551	11	39.4	5.5	42
9 Jake Paliga	14	22	152	1	10.8	7.0	17
1 Wynton Jones	12	13	53	2	4.4	4.1	16

Passing	G	Comp.	Att.	Int.	TD	Yds.	YPG
3 Matt DeSomer	14	121	199	4	24	2374	169.5
9 Jake Paliga	14	17	34	2	2	332	23.7

Receiving	G	Rec.	Yds.	TD	YPG	YPC	Long
23 Donovan Chandler	14	41	858	11	61.3	20.9	72
16 Jamie Johnson	14	25	692	9	49.4	27.7	73
35 Tylor Petkovich	14	17	356	3	25.4	20.9	57
7 Ramon Guerrero	14	23	244	2	17.4	10.6	42
22 Owen Satoski	14	20	240	1	17.1	12.0	56

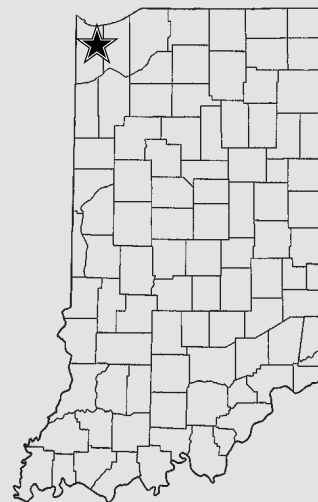
Defense	G	Tackles	For Loss	Sacks	INT	FC	FR
21 Noah Pavlina	14	100	--	1	--	--	--
35 Tylor Petkovich	14	76	--	7.5	--	--	--
44 Josh Barajas	14	82	--	4	1	--	2
2 Matt O'Brien	12	56	--	--	--	--	--
34 Joe Rodish	12	59	--	--	--	--	--
20 John Albomonte	14	49	--	--	3	--	--

State Finals History

State Champion: **(1)** 2004 (3A)
 State Runner-Up: **(3)** 1997 (3A), 2001 (3A), 2002 (3A)
 Appearances: **(5)** 1997 (3A), 2001 (3A), 2002 (3A), 2004 (3A), 2013 (3A)



Phil Mason
 Head Coach
 58-19 (6th year)
 91-56 (13th year overall)



Team Facts

City/Town: Merrillville
 County: Lake
 Superintendent: Dr. Barbara O'Block
 President: Harry Vande Velde III
 Principal: Mary Beth Ginalski
 Athletic Director: Billy Mueller
 Head Coach: Phil Mason
 Assistant Coaches: Bob Komara, John Maurek, Chris Skinner, Derrell Tinner, Jeff St. Germain, John Vode, Demetri Blanco, Mike Bauswell, Pete Blanco, Tim Arvenitis, Steve Wachowski
 Athletic Training Staff: Julia Voyles, Dr. David Musgrave, Dr. Ryan Plank
 Student Managers: Alex Lee, Alexis Jimenez, Grace Waters, Haley Brewer, Haley Swanson
 Statistician: Joe O'Neill
 Video: Rich Schmidt, Mike Conneen
 Offensive Formation: Spread
 Defensive Formation: 3-4
 Colors: Red and Gold
 Conference: Northwest Crossroad
 Enrollment: 574
 Last Year's W-L Record: 11-3

Season Results (14-0)

8/23	at Hammond Bishop Noll	W	51-14
8/31	at Merrillville	W	34-32
9/6	Gary West Side	W	65-28
9/13	at Munster	W	41-27
9/20	Hobart	W	28-14
9/27	at Highland	W	42-0
10/4	Kankakee Valley	W	35-6
10/11	Griffith	W	56-21
10/18	at Lowell	W	42-28
Sectional			
10/25	Knox	W	58-6
11/1	at Calumet	W	52-12
11/8	at Glenn	W	42-0
Regional			
11/15	Jimtown	W	27-7
Semi-State			
11/22	West Lafayette	W	52-7

Andrean Depth Chart

Offense

Pos.	No.	Name
QB	3	Matt DeSomer
TB	32	Trevor Berg
SB	22	Owen Satoski
WR	7	Ramon Guerrero
WR	16	Jamie Johnson
SB	23	Donovan Chandler
RT	67	Matt Kish
RG	73	John Daugherty
C	74	John Zemkewicz
LG	72	Adam Kopil
LT	71	Alex Khadivar

Defense

Pos.	No.	Name
LT	62	Tyler Bruce
N	63	Jhalon Beeks
RT	66	Lukus Berber
LB	44	Josh Barajas
LB	35	Tyler Petkovich
LB	21	Noah Pavlina
LB	40	Joe Rodish
SS	2	Matt O'Brien
FS	7	Ramon Guerrero
DB	20	John Albomonte
DB	23	Donovan Chandler

Specialists

Pos.	No.	Name
Punter	3	Matt DeSomer
Placekicker	31	Mike Gore
Kickoffs	31	Mike Gore
Long Snapper	84	Charles Puntillo
Holder	9	Jake Paliga
Punt Returns	23	Donovan Chandler
Kickoff Returns	16	Jamie Johnson

Andrean Head Coach Phil Mason

Name: Phil Mason
Age: 48
Spouse's Name: Dee
Years Married: 22
Children's Names and Ages: P.J. 21, Hannah 19
Current Occupation and Employer: Teacher, Andrean High School
No. of Yrs.: 6
If a teacher, what subjects and grades do you teach: P.E.

Education:

College: Illinois State
Year Graduated: 1988
Degree(s) / Major: Physical Education
High School: T. F. South
Year Graduated: 1983

Athletic Participation

Sport	High School Years	College Years
Football	1979-1982	1983-1988

As A High School Or College Player, Have You Ever Competed In A State Or National Championship Event In Any Sport? If Yes, Please Give Details:

Coaching Experience (Football Only)

Number of Years as Varsity Head Coach at Current School (ie: 5 years): 6
Actual Years as Varsity Head Coach at Current School (ie: 1996-2000): 2008-2013
Won-Loss Record as Varsity Head Coach at Current School: 58 - 19
Overall Varsity Head Coaching Record: 91 - 56

Please list below where you've coached during your career starting with your current position:

School	Head / Asst.	No. of Years	Actual Years
East Chicago	Assistant	5	1994-1999
Hammond Clark	Head	2	1999-2001
Wheeler	Head	5	2001-2006
Andrean	Assistant	2	2006-2008

Tournament Championships (As the Varsity Head Coach, list years your team won):

Sectional: 5
Regional: 2
Semi-State: 1
State Championship:

Something Interesting About You Personally Or Professionally That People Might Not Know:

I am an avid Big Dog Lover, my Gold Retriever and my Lab.



Brebeuf Jesuit Braves

Class 3A



Lt.	Dk.	Name	Gr.	Ht.	Wt.	Position(s)
2	2	LeVante' Bellamy	11	5-10	175	RB/DB
3	3	Adam Iffert	11	5-10	160	WR/DB
4	4	Patrick Wettig	11	5-9	155	WR/DB
5	5	Sam Young	12	6-1	205	TE/LB
6	6	Sam Snyder	10	6-4	180	WR/DB
7	7	Quentin Taylor	12	6-2	175	WR
8	8	Myles Faulkens	12	6-4	160	WR
9	9	Aaron Banks	11	6-4	195	QB
10	10	Jack Roberts	12	5-9	155	WR/DB
12	12	Tyler Holt	12	6-2	185	QB/LB
13	13	Luke MacGregor	11	6-1	175	K/P
14	14	Matt Broderick	10	6-6	195	QB/LB
15	15	Chandler Grau	12	6-2	185	WR
16	16	Andrew Ingram	10	5-10	175	QB/LB
18	18	Luke Iffert	9	5-11	165	QB/LB
19	19	Shaine Mitchell	9	5-1	105	WR/DB
20	20	Tom Cook	12	5-9	160	WR/DB
21	21	Grant Prather	12	5-11	180	DB
22	22	Luke Laconi	10	5-9	150	WR/DB
23	23	Clay Farren	10	6-0	155	WR/DB
24	24	Connor Drews	9	5-5	110	WR/DB
25	25	Dillon Bennett	10	5-9	155	RB/LB
26	26	Josh Kiefer	10	5-9	150	WR/DB
28	28	Ethan Beaty	11	5-9	155	RB/LB
29	29	Leo Watson	10	5-10	175	RB/LB
31	31	Jack Leonardi	9	5-4	140	RB/LB
32	32	Ben Powell	12	6-2	205	TE/LB
34	34	DuRon Ford	9	5-5	140	RB/DB
35	35	Drew Bevelhimer	10	6-1	160	K
41	41	Jett McGowan	9	5-8	145	WR/LB
43	43	Bo Richey	9	5-10	165	RB/LB
44	44	Tommy McGowan	12	5-9	180	LB
45	45	Jack Robinson	11	6-0	180	LB

Lt.	Dk.	Name	Gr.	Ht.	Wt.	Position(s)
49	49	Logan Shanahan	9	5-9	160	OL/LB
50	50	Max Weaver	10	5-10	190	OL/LB
51	51	Gerard Carthy	10	6-2	200	DL
52	52	Danny Shuck	11	5-10	220	DL
53	53	Eddie Barks	12	6-0	195	OL/LB
54	54	John Schmidt	12	6-1	195	OL/DL
55	55	Sam Hensley	10	6-1	205	OL/DL
56	56	Stu Dillon	12	6-1	205	OL/LB
57	57	Jalen Rice	11	5-11	170	OL/DL
58	58	Jake Iery	11	6-3	210	OL/DL
59	59	Jeff Ellison	10	6-2	185	OL/LB
60	60	Max Magid	11	6-4	205	OL/DL
61	61	Mark Hubert	9	5-9	170	OL/DL
63	63	Zac Harrison	10	6-2	210	OL/DL
65	65	Anthony Smith	12	6-0	185	OL/DL
66	66	Caelan Kendall-Hahn	9	5-10	200	OL/DL
67	67	Jac Crossin	12	6-2	230	OL/DL
68	68	Adam Ali	9	5-8	145	OL/DL
70	70	Elijah Hirsch	9	5-7	160	OL/DL
71	71	Jude Bill	10	6-7	205	OL/DL
72	72	Nick Alcock	11	6-3	205	OL/DL
73	73	John Nierman	9	6-0	145	OL/DL
74	74	Chris Osborne	9	6-1	170	OL/DL
76	76	Layth Mattar	9	5-11	170	OL/DL
77	77	Jack Bradshaw	9	6-1	185	OL/DL
78	78	Tim Carr	11	6-2	245	OL/DL
79	79	Will Roberts	9	5-11	205	OL/DL
80	80	Jon Roth	9	5-5	110	WR/DB
82	82	Tarig Eldosougi	10	6-2	170	WR/DB
83	83	Zach Schuchman	9	5-10	145	WR/LB
84	84	David Hubert	12	5-8	140	WR/DB
87	87	Max Kucer	9	5-9	140	WR/DB
88	88	Chris Murff	9	6-1	170	WR/LB

Brebeuf Jesuit Braves

Class 3A



Team Statistics

	Brebeuf Jesuit	Opponents
Total Points / Points Per Game	514 / 38.6	233 / 16.6
First Downs / Per Game	259 / 18.5	185 / 13.2
Rushing Yards / Per Game	3,454 / 246.7	1,049 / 74.9
Passing Yards / Per Game	1,903 / 135.9	2,083 / 148.8
Total Yards / Per Game	5,357 / 382.6	3,132 / 223.7
Fumbles Recovered By	16	11
Intercepted By	16	10
Total Punts / Average	41 / 33.9	74 / 33.2
Penalties / Yards	116 / 1,048	77 / 617

Individual Statistics

Scoring		G	TD	1-Pt.	2-Pt.	FG	TP	PPG
2	LeVanté Bellamy	14	37	0	0	0	222	15.9
35	Drew Bevelheimer	14	0	59	0	24	83	5.9
9	Aaron Banks	14	9	0	0	0	54	3.9
10	Jack Roberts	14	9	0	0	0	54	3.9
15	Chandler Grau	13	3	0	2	0	20	1.4

Rushing		G	Att.	Yds.	TD	YPG	YPC	Long
2	LeVanté Bellamy	14	250	2273	35	162.3	9.1	87
9	Aaron Banks	14	131	371	9	26.5	2.8	38
28	Ethan Beaty	14	51	212	2	15.1	4.2	34
10	Jack Roberts	14	27	343	4	24.5	12.7	80
8	Myles Faulkens	14	7	49	1	3.5	7.0	50

Passing		G	Comp.	Att.	Int.	TD	Yds.	YPG
9	Aaron Banks	14	135	236	7	14	1825	130.4
14	Matt Broderick	1	2	2	0	1	40	40.0
18	Luke Iffert	1	4	4	0	0	35	35.0

Receiving		G	Rec.	Yds.	TD	YPG	YPC	Long
10	Jack Roberts	14	46	651	5	46.5	14.2	--
15	Chandler Grau	13	21	379	3	29.2	18.0	--
2	LeVanté Bellamy	14	17	212	2	15.1	12.5	--
8	Myles Faulkens	14	15	171	1	12.2	11.4	--
7	Quentin Taylor	14	14	196	2	14.0	14.0	--

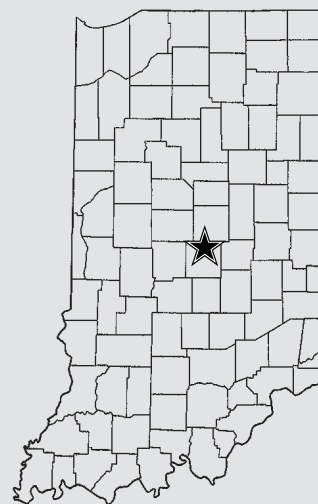
Defense		G	Tackles	For Loss	Sacks	INT	FC	FR
56	Stu Dillon	14	162	32	11/57	3	2	3
20	Tom Cook	14	78	1	0/0	4	0	0
44	Tommy McGowan	14	68	16	7/43	0	2	2
28	Ethan Beaty	14	66	7	0/0	3	2	2
21	Grant Prather	14	61	1	0/0	3	1	0
51	Gerard Carthy	14	56	10	6/20	0	0	1

State Finals History

First Appearance



Mic Roessler
Head Coach
11-3 (1st year)
11-3 (1st year overall)



Team Facts

City/Town: Indianapolis
County: Marion
President: Father Jack Dennis S/J
Principal: Greg VanSlambrook
Athletic Director: Brian Brase
Asst. Athletic Director: Ted Hampton
Head Coach: Mic Roessler
Assistant Coaches: Mark Carney, Ryan Cole, Joel Clem, Eli Cook, Brady Cronk, Stan Eisenhooth, Brian Hamlett, Ted Hampton, Ben Jones, Mike Peo, Kywin Supernaw, Steve Underhill, Jacob Weinstein
Student Managers: Caity Carney, Sara Rose, Katie Theirwechter
Offensive Formation: Multiple Spread
Defensive Formation: Odd
Colors: Maroon and Gold
Conference: Independent
Enrollment: 736
Last Year's W-L Record: 8-3

Season Results (11-3)

8/23 Indpls. Bishop Chatard W 22-17
8/30 Crawfordsville W 78-0
9/6 at Indpls. Cardinal Ritter W 49-28
9/13 Indpls. Arsenal Technical L 31-38
9/20 at Culver Academy W 37-13
9/27 at Roncalli L 14-20
10/4 Guerin Catholic W 33-10
10/11 at North Putnam W 63-7
10/18 Fort Wayne Concordia L 27-34

Sectional

10/25 at North Montgomery W 48-14
11/1 Western Boone W 24-0
11/8 Tri-West Hendricks W 42-21

Regional

11/15 at Guerin Catholic W 38-17

Semi-State

11/23 Gibson Southern W 35-14

Brebeuf Jesuit Depth Chart

Offense

Pos.	No.	Name
C	53	Eddie Barks
G	58	Jake Iery
G	78	Tim Carr
T	60	Max Magid
T	54	John Schmidt
QB	9	Aaron Banks
RB	2	LeVante' Bellamy
Y	8	Myles Faulkens
Z	12	Tyler Holt
H	10	Jack Roberts
X	15	Chandler Grau

Defense

Pos.	No.	Name
N	51	Gerard Carthy
T	65	Anthony Smith
T	55	Sam Hensley
ILB	56	Stu Dillon
ILB	32	Ben Powell
ILB	44	Tommy McGowan
OLB	28	Ethan Beaty
OLB	45	Jack Robinson
FS	20	Tom Cook
CB	21	Grant Prather
CB	3	Adam Iffert

Specialists

Pos.	No.	Name
Punter	15	Chandler Grau
Placekicker	35	Drew Bevelhimer
Kickoffs	35	Drew Bevelhimer
Long Snapper	56	Stu Dillon
Holder	12	Tyler Holt
Punt Returns	3	Adam Iffert
Kickoff Returns	10	Jack Roberts

Brebeuf Jesuit Head Coach Mic Roessler

Name: Mic Roessler

Age: 44

Spouse's Name: Vicki Roessler

Years Married: 23

Children's Names and Ages: Courtney (22), Mickey (20), Trevor (11)

Current Occupation and Employer: Art Teacher at Brebeuf Jesuit Preparatory School

No. of Yrs.: 1

If a teacher, what subjects and grades do you teach: Art 9th-12th

Education:

College: Ball State

Year Graduated: 1993

Degree(s) / Major: B.S. Visual Arts

High School: Beach Grove

Year Graduated: 1988

Athletic Participation

Sport	High School Years	College Years
	Beech Grove High School 1984-88	Ball State University 1988-1993

As A High School Or College Player, Have You Ever Competed In A State Or National Championship Event In Any Sport? If Yes, Please Give Details:

No

Coaching Experience (Football Only)

Number of Years as Varsity Head Coach at Current School (ie: 5 years):

Actual Years as Varsity Head Coach at Current School (ie: 1996-2000):

Won-Loss Record as Varsity Head Coach at Current School:

Overall Varsity Head Coaching Record:

Please list below where you've coached during your career starting with your current position:

School	Head / Asst.	No. of Years	Actual Years
Brebeuf Jesuit Prep	Head	1	2013-Present
Cathedral High School	Assistant	14	1999-2012

Tournament Championships (As the Varsity Head Coach, list years your team won):

Sectional: 2013

Regional: 2013

Semi-State: 2013

State Championship:

Something Interesting About You Personally Or Professionally That People Might Not Know:

I have three Mastiffs and love to ride my Harley Davidson.



Fort Wayne Bishop Dwenger Saints

Class 4A



Lt.	Dk.	Name	Gr.	Ht.	Wt.	Position(s)
10	10	John Kelly	12	6-1	167	QB
11	11	Cody Miller	11	5-10	175	QB/CB
12	12	Joe Steigmeyer	10	5-9	173	QB
13	13	Trey Casaburo	12	5-10	156	K/WR
14	14	Sam Schenkel	11	6-1	184	QB/DE
15	15	Mike Fiacable	12	6-0	194	QB
16	16	Dalton O'Boyle	10	5-11	158	QB
17	17	Peyton Philpot	11	5-8	164	CB/RB
18	18	Giffin Feichter	12	6-0	166	DB
19	19	Gus Schrader	12	6-1	177	FS/WR
20	20	Antonio Blackmon	12	5-10	164	CB/RB
21	21	Zachary Norton	10	6-0	165	FS/RB
22	22	Juwan Bolden	11	6-0	203	DE
23	23	Andrew Gabet	11	5-10	192	LB/RB
24	24	Gabriel Espinoza	12	5-8	152	WR
25	25	David Obergefell	10	5-8	121	RB
26	26	Ian Stroud	10	5-8	177	RB
27	27	Trey Sanfrey	12	5-9	156	CB
28	28	Ryan Cinadr	12	5-8	175	RB/CB
29	29	Keenan Buenconsejo	10	5-7	151	K
30	30	Louis Garrett	10	5-10	131	RB/DB
31	31	Marcus Stepp	11	6-0	192	FL/LB
32	32	Tyler Tippmann	12	5-8	174	RB/LB
33	33	Max Steele	10	5-7	128	WR
34	34	David Tippmann	10	5-9	150	RB
35	35	Branden Pearson	11	5-6	150	CB
36	36	Jack Harris	10	5-10	153	RB
37	37	Noah Vormdran	12	5-7	145	CB
39	39	Nick Brady	10	5-8	155	RB
40	40	Zachary Archer	12	6-1	199	DE
41	41	Peyton Kimes	11	6-0	175	RB
43	43	Alex Schenkel	12	5-9	205	LB
44	44	Tim Fean	10	5-9	150	RB
45	45	Colin Burns	10	5-10	167	DE
46	46	Alex Grotemat	10	5-11	154	RB
47	47	Stephen Colligan	12	6-3	162	P/K/TE
48	48	Austin Burns	10	6-0	144	RB
49	49	Nick Fiacable	10	5-8	135	WR
50	50	Jared Gernhardt	10	5-7	175	LB
51	51	David Peters	11	6-2	210	OL

Lt.	Dk.	Name	Gr.	Ht.	Wt.	Position(s)
52	52	Nick Maguire	10	5-10	166	QB
54	54	William Blume	11	5-10	212	LB
55	55	Nick Palermo	12	5-11	180	OL
56	56	Blaise Park	10	6-1	304	OL
57	57	Nathan Niese	12	5-11	219	OL/DL
59	59	Jackson Grahovac	11	6-0	237	OL/DL
60	60	Fred Stoner	12	5-9	191	OL
61	61	Ryan Donias	11	5-11	215	T/DL
62	62	Austin Bird	12	5-10	200	DE
63	63	Landon Campbell	10	5-10	219	OL
64	64	Jacob Kucharski	10	5-9	188	OL
65	65	Jacob Chelf	12	5-9	178	LB
66	66	Scott Beamon	11	6-0	232	OL
67	67	Marty Pentenburg	11	5-7	217	DL
68	68	Nolan Sipe	10	5-6	205	DL
70	70	Will Federspiel	11	6-0	227	OL
71	71	Sean McAbee	10	5-11	208	OL
73	73	Landon Myers	10	5-11	269	OL
74	74	Jeremy Herber	10	6-2	279	OL
75	75	Todd Austin	11	5-9	345	DL
76	76	Juston Stewart	12	6-0	302	OL/DL
77	77	Daniel Tichac	10	6-2	285	DL
78	78	Eric Cagnet	11	6-4	255	OL/DL
81	81	George Talarico	11	6-0	176	TE
82	82	Ryan Watercutter	12	6-3	198	TE/SS
83	83	David Westendorf	11	6-1	157	WR
84	84	Matt Litchfield	10	6-0	155	DE
85	85	Keenan Centlivre	12	6-2	212	SE/DE
86	86	Ryan Weddle	12	5-8	189	WR
87	87	Branden Wildey	12	5-9	146	WR
89	89	John Federspiel	10	5-11	185	WR
90	90	Will Salzer	10	5-11	142	SS
91	91	Jacob Tomlinson	10	5-9	152	K/WR
92	92	Ryan Berghoff	10	6-3	165	TE
94	94	Jared Rice	10	6-3	163	TE
95	95	Jared Roy	10	5-9	135	FS
96	96	Evan Cagle	11	5-13	131	SE
97	97	Joe Knepper	10	5-8	141	K/P
98	98	Anthony Schuckel	12	5-7	159	DE
99	99	Noah Freimuth	10	6-0	175	DE


Fort Wayne Bishop Dwenger Saints

Class 4A



Team Statistics

	Bishop Dwenger	Opponents
Total Points / Points Per Game	449 / 32.0	238 / 17.0
First Downs / Per Game	195 / 13.9	138 / 9.9
Rushing Yards / Per Game	2,514 / 179.6	1,722 / 123.0
Passing Yards / Per Game	2,547 / 181.9	1,556 / 111.1
Total Yards / Per Game	5,061 / 361.5	3,278 / 234.1
Fumbles Recovered By	9	14
Intercepted By	22	7
Total Punts / Average	51 / 36.3	N/A
Penalties / Yards	99 / 851	69 / 614



Individual Statistics

Scoring	G	TD	1-Pt.	2-Pt.	FG	TP	PPG
15 Mike Fiacable	14	14	--	1	--	86	6.1
28 Ryan Cinadr	14	12	--	2	--	76	5.4
13 Trey Casaburo	14	--	52	--	7	73	5.2
82 Ryan Watercutter	14	11	--	1	--	68	4.8
32 Tyler Tippmann	14	10	--	1	--	62	4.4

Rushing	G	Att.	Yds.	TD	YPG	YPC	Long
32 Tyler Tippmann	14	176	821	10	59.7	4.4	26
28 Ryan Cinadr	14	131	604	6	43.1	4.6	31
15 Mike Fiacable	14	139	569	14	38.9	3.9	37
23 Andrew Gabet	14	37	135	1	9.5	3.6	15
10 John Kely	14	12	106	0	7.6	8.6	33

Passing	G	Comp.	Att.	Int.	TD	Yds.	YPG
15 Mike Fiacable	14	158	282	7	21	2490	177.9
10 John Kely	14	2	4	0	0	31	2.2
28 Ryan Cinadr	14	1	1	0	0	26	1.8

Receiving	G	Rec.	Yds.	TD	YPG	YPC	Long
82 Ryan Watercutter	14	64	1112	9	79.4	74.1	53
24 Gabe Espinoza	14	34	617	5	44.1	18.1	41
28 Ryan Cinadr	14	18	224	5	16.0	12.4	18
19 Gus Schrader	14	7	192	1	16.0	27.4	52
31 Marcus Stepp	14	12	192	1	17.5	16.0	--

Defense	G	Tackles	For Loss	Sacks	INT	FC	FR
43 Alex Schenkel	14	122	12	11	--	--	3
82 Ryan Watercutter	14	86	2	0	7	--	--
23 Andrew Gabet	14	85	2	1	--	--	--
54 William Blume	14	65	1	1	3	--	1
40 Zack Archer	14	64	6	4	--	--	--
21 Zack Norton	14	56	2	1	--	--	--

State Finals History

State Champion: **(3)** 1983 (3A), 1990 (3A), 1991 (3A)
 Runner-Up: **(5)** 1978 (3A), 1996 (3A), 2002 (4A), 2008 (4A), 2010 (4A)
 Appearances: **(9)** 1978 (3A), 1983 (3A), 1990 (3A), 1991 (3A), 1996 (3A), 2002 (4A), 2008 (4A), 2010 (4A), 2013 (4A)



Chris Svarczkopf
 Head Coach
 127-34 (12th year)
 127-34 (12th year overall)

Team Facts

City/Town: Fort Wayne
 County: Allen
 Superintendent: Dr. Mark Myers
 Principal: Jason Schiffl
 Athletic Director: John Bennett
 Asst. Athletic Director: Matt Kostoff
 Head Coach: Chris Svarczkopf
 Assistant Coaches: David Watercutter, Cory Kitchen, John Porter, John Eppard, Jim Sullivan, Shib Neddeff, Andy Goodman, Tom Downham, Kevin Carretta, Steve Brown, Jason Fabini, Jason Garrett, Mick Mentzer, John Bennett, Tim Tippmann
 Student Managers: Colin Bundy, Justin Straessle, Ed Wene
 Offensive Formation: Shotgun Triple Option
 Defensive Formation: 4-3
 Colors: Navy Blue, Gold and White
 Conference: Summit Athletic
 Enrollment: 1,020
 Last Year's W-L Record: 6-7

Season Results (11-3)

8/23	at Fort Wayne South Side	W	24-14
8/30	Fort Wayne Concordia	W	34-10
9/6	at Fort Wayne North Side	W	32-28
9/13	Fort Wayne Northrop	W	35-0
9/20	at Cincinnati LaSalle (OT)	W	31-24
9/27	Fort Wayne Wayne	L	6-45
10/4	Indpls. Cathedral	L	30-47
10/11	at Fort Wayne Snider	L	35-38
10/18	Fort Wayne Bishop Luers	W	36-2

Sectional

10/25	at Northridge	W	28-3
11/1	Angola	W	45-7
11/8	East Noble	W	33-13

Regional

11/15	New Haven	W	42-7
-------	-----------	---	------

Semi-State

11/22	East Chicago Central	W	38-0
-------	----------------------	---	------

Fort Wayne Bishop Dwenger Depth Chart

Offense			:	Defense		
Pos.	No.	Name	:	Pos.	No.	Name
QB	15	Mike Fiacable	:	DE	14	Sam Schenkel
QB	10	John Kelty	:	DE	62	Austin Bird
FB	32	Tyler Tippmann	:	DE	40	Zack Archer
FB	23	Andrew Gabet	:	DE	99	Noah Freimuth
TB	28	Ryan Cinadr	:	NT	57	Nathan Niese
TB	20	Antonio Blackmon	:	DE	76	Juston Stewart
FL	24	Gabriel Espinoza	:	DE	14	Sam Schenkel
FL	31	Marcus Stepp	:	DE	62	Austin Bird
SE	19	Gus Schrader	:	LB	31	Marcus Stepp
SE	83	David Westendorf	:	LB	50	Jared Gernhardt
TE	82	Ryan Watercutter	:	LB	23	Andrew Gabet
TE	81	George Talarico	:	LB	54	William Blume
LT	51	David Peters	:	LB	32	Tyler Tippmann
LT	55	Nick Palermo	:	LB	50	Jared Gernhardt
LG	76	Juston Stewart	:	CB	20	Antonio Blackmon
LG	66	Scott Beamon	:	CB	11	Cody Miller
C	57	Nathan Niese	:	CB	28	Ryan Cinadr
C	60	Fred Stoner	:	CB	11	Cody Miller
RG	74	Jeremy Herber	:	SS	82	Ryan Watercutter
RG	78	Eric Cagnet	:	SS	48	Austin Burns
RT	59	Jackson Grahovac	:	FS	18	Griffin Feichter
RT	66	Eric Cagnet	:	FS	15	Mike Fiacable
Specialists						
Snap	14	Sam Schenkel	:			
Snap	63	Landon Campbell	:			
Holder	24	Gabriel Espinoza	:			
Holder	15	Mike Fiacable	:			
Kicker	13	Trey Casaburo	:			
Kicker	47	Stephen Colligan	:			
Punter	47	Stephen Colligan	:			
Punter	13	Trey Casaburo	:			

Fort Wayne Bishop Dwenger Head Coach Chris Svarczkopf

Name: Chris Svarczkopf

Age: 58

Spouse's Name: Jane Svarczkopf

Years Married: 35

Children's Names and Ages: Anne (Pappas) 34, Eileen 32, Nick 30, Theresa 27, Greg 24, Tony 21

Current Occupation and Employer: Assistant Principal, Dean of Students, Head Football Coach
Bishop Dwenger High School Diocese of Fort Wayne – South Bend

No. of Yrs.: 12

If a teacher, what subjects and grades do you teach: Grade 11-12: Leadership Development, Engineering Design

Education:

College: Purdue University

Year Graduated: 1977

Degree(s) / Major: Industrial Technology Education

High School: Indianapolis Cathedral

Year Graduated: 1973

Athletic Participation

Sport	High School Years	College Years
Football	1969, 70, 71, 72	
Wrestling	1970, 71, 72, 73	1974, 75, 76, 77
Track	1971	
Golf	1972	

As A High School Or College Player, Have You Ever Competed In A State Or National Championship Event In Any Sport? If Yes, Please Give Details:

No

Coaching Experience (Football Only)

Number of Years as Varsity Head Coach at Current School (ie: 5 years): 12

Actual Years as Varsity Head Coach at Current School (ie: 1996-2000): 2002-2013

Won-Loss Record as Varsity Head Coach at Current School: 127-34

Overall Varsity Head Coaching Record: 127-34

Please list below where you've coached during your career starting with your current position:

School:	Seasons	Position	Actual Years
West Lafayette Jr. H.S.	1	Assistant	1977
Ft. Wayne North Side H.S.	5	Assistant	1978-1983
Ft. Wayne North Side H.S.	13	Assistant	1985-1997
St. Jude Catholic School	2	Assistant	1998-1999
Bishop Dwenger	2	Assistant	2000-2001
Bishop Dwenger	12	Head Coach	2002-2013

Tournament Championships (As the Varsity Head Coach, list years your team won):

Sectional: 2002, 2003, 2006, 2007, 2008, 2009, 2010, 2012, 2013

Regional: 2002, 2003, 2006, 2007, 2008, 2009, 2010, 2013

Semi-State: 2002, 2008, 2010, 2013

State Championship:

Something Interesting About You Personally Or Professionally That People Might Not Know:

All six children are graduates of Bishop Dwenger High School.

In May of 2014, all six children will have graduated from either Indiana Univ. or Purdue Univ.



Columbus East Olympians

Class 4A



Lt.	Dk.	Name	Gr.	Ht.	Wt.	Position(s)
2	2	Tyler Campbell	11	5-10	205	DB/R
3	3	Maurice Dantzler	12	5-11	170	DB
4	4	Steven O'Neal	10	5-11	155	DB/RB
4	4	TC O'Neal	9	6-0	150	CB/WR
5	5	Sean Owens	12	6-0	170	R/RB
6	6	Alex Cowan	12	5-8	170	QB
7	7	Jacob Hampton	12	5-10	155	R
8	8	KJ McCarter	10	6-1	175	QB
9	9	Karson Kamman	11	6-3	205	TE
10	10	Kaleb Horn	12	6-1	180	DB
11	11	Chance Schrettenbrunner	10	5-11	180	DE
12	12	Jarred Holland	11	6-5	170	R
12	12	Caleb Voelker	9	6-1	170	SS/QB
14	14	Wade Forman	9	5-11	160	FS/QB
14	14	Cordell Glass	10	5-11	150	DB/R
15	15	Dylan Davis	11	5-3	150	DB/R
16	16	Trent Weaver	10	5-9	135	DB/R
17	17	JT Voelker	12	6-2	190	R
18	18	Thomas Smith	12	6-4	220	QB
20	20	Will Landrem	11	6-1	190	LB
21	21	Nick Beamish	11	5-11	170	DB
21	21	Colton Zeigler	9	5-9	155	FS/RB
22	22	Jason Kimmert	12	6-0	160	DB/R
23	23	Zach Day	12	6-0	175	DB
24	24	Logan Galaro	12	6-1	190	DB
26	26	Trace Harris	10	5-8	145	DB/R
28	28	Markell Jones	11	5-10	200	RB
29	29	Nick Andrie	10	5-11	155	DB/R
31	31	Jake Martindale	10	5-5	120	DB/R
32	32	John Busack	12	6-1	215	LB
33	33	Caleb Simpson	10	5-9	140	DB/R
34	34	Paul Baker	12	5-10	155	K
35	35	Kyle Stott	11	5-10	140	DB/R
37	37	Gabe Tertocha	12	5-8	175	LB
38	38	Christian Wichman	12	5-7	160	LB/RB
41	41	Jacob Graffa	10	5-9	140	DB/RB
42	42	Connor Roberts	11	6-2	265	DE
43	43	Sam Dwenger	10	5-9	180	LB/RB
43	43	Harry Crider	9	6-2	195	LB/TE
44	44	Xavier Scrogam	11	5-11	150	R
45	45	Chris Godsey	11	5-8	195	LB
48	48	Brock Greiwe	11	6-1	220	DL
50	50	Hunter Wetherald	11	5-8	205	DL

Lt.	Dk.	Name	Gr.	Ht.	Wt.	Position(s)
51	51	Coy Park	10	5-9	185	LB/OL
52	52	Sean Galligar	10	5-10	270	DL/OL
53	53	Nick Bower	12	5-7	195	DL
53	53	Bryce Duffett	9	6-1	178	LB/OL
54	54	David Turner	11	5-10	200	DL
55	55	Quade Greiwe	10	6-0	210	DL/OL
56	56	John Hatchett	11	5-10	180	DL
57	57	Andrew Fields	10	6-3	180	DL/OL
59	59	Hayden Bergmooser	10	6-2	220	DL/OL
60	60	Chance Crosby	10	6-0	210	DL/OL
61	61	Chase Hatton	10	6-0	245	DL/OL
61	61	Mason Phillips	9	6-0	235	C/DE
62	62	Dalton Bateman	12	6-0	255	DL
63	63	Joey Bastian	11	6-1	265	OL
64	64	Hunter Shehan	11	5-11	240	DL
65	65	Seth Frownfelter	12	6-1	220	OL
66	66	Derrick Jenkins	12	6-0	180	LB
67	67	Kian Geraghty	12	6-2	180	LB
68	68	Devorus Lewis	11	6-1	285	OL
70	70	Tyler Weddle	10	5-11	230	DL/OL
71	71	Garrett Thrasher	11	6-0	200	OL
72	72	Aaron Kruchten	10	6-1	220	DL/OL
73	73	Baylen Burton	12	6-0	330	OL
74	74	Evan Kuhn	12	6-3	255	OL
75	75	Randy Thomas	11	6-3	240	DL/OL
76	76	Jared Whiteside	12	6-3	225	OL
77	77	Rico Lewis	10	5-10	290	DL/OL
78	78	Logan Caffee	11	6-2	290	OL
78	78	Kobbe Claycamp	9	6-0	264	DE/T
79	79	Daniel Tooley	12	6-0	330	OL
80	80	Clayton Gilmore	10	6-0	175	DB/TE
81	81	Donovan Stainbrook	11	5-11	160	DB/R
82	82	Brandon Brooks	10	5-10	135	DB/R
83	83	Donovan Davis	11	6-2	155	DB/R
84	84	Noah Wichman	10	5-11	150	DB/R
85	85	Chase Thompson	11	5-8	150	DB
86	86	Tyler Johnson	11	5-10	180	LB/RB
87	87	Aaron Walton	12	6-2	190	DE/TE
88	88	Clayton Spinks	11	6-1	200	DB
92	92	Brock Patterson	12	6-2	235	LB
95	95	Rhett Myers	10	6-3	220	DE/TE
99	99	Dalton Edgecomb	10	5-11	190	OL/DL

Columbus East Olympians

Class 4A



Team Statistics

	Columbus East	Opponents
Total Points / Points Per Game	729 / 52	155 / 11
First Downs / Per Game	178 / 12.7	151 / 10.8
Rushing Yards / Per Game	4,617 / 329.8	849 / 121.2
Passing Yards / Per Game	1,347 / 96.2	702 / 100.3
Total Yards / Per Game	5,964 / 426	1,821 / 221.5
Fumbles Recovered By	16	5
Intercepted By	13	4
Total Punts / Average	33 / 30.6	30 / 29.7
Penalties / Yards	78 / 675	45 / 372



Individual Statistics

Scoring	G	TD	1-Pt.	2-Pt.	FG	TP	PPG
28 Markell Jones	14	41	--	--	--	246	17.6
34 Paul Baker	14	--	94	--	1	97	6.9
6 Alex Cowan	14	15	--	--	--	90	6.4
12 JT Voelker	13	10	--	--	--	60	4.6
38 Christian Wichman	14	9	--	--	--	54	3.9

Rushing	G	Att.	Yds.	TD	YPG	YPC	Long
28 Markell Jones	14	220	2454	40	175.3	11.2	78
6 Alex Cowan	14	111	1027	15	73.4	9.3	58
4 Steven O'Neal	14	75	314	2	22.4	4.2	10
38 Christian Wichman	14	31	260	6	18.6	8.4	33
5 Sean Owens	13	34	198	3	15.2	5.8	33

Passing	G	Comp.	Att.	Int.	TD	Yds.	YPG
6 Alex Cowan	14	54	87	4	22	1222	87.3
18 Thomas Smith	12	5	13	0	0	54	4.5
8 KJ McCarter	8	3	4	0	0	31	3.9

Receiving	G	Rec.	Yds.	TD	YPG	YPC	Long
12 JT Voelker	13	31	598	10	46.0	19.3	53
22 Jason Kimmel	14	9	256	3	18.3	28.4	45
95 Rhett Myers	5	5	74	2	14.8	14.8	29
5 Sean Owens	13	6	172	5	13.2	28.7	43
7 Jacob Hampton	8	5	97	1	12.1	19.4	10

Defense	G	Tackles	For Loss	Sacks	INT	FC	FR
43 Sam Dwenger	14	97	11	1/5	1	0	0
48 Brock Greiwe	14	76	12	7/43	0	1	3
62 Dalton Bateman	14	68	14	5/5	0	0	1
92 Brock Patterson	14	65	10	5/20	0	0	1
32 John Busack	14	61	4	0/0	1	1	2
24 Logan Galarno	14	61	6	1.5/5	0	1	2

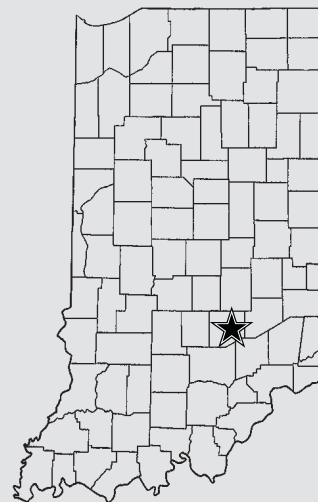
State Finals History

First Appearance



Bob Gaddis
Head Coach

134-29 (13th year)
252-129 (35th year overall)



Team Facts

City/Town: Columbus
County: Bartholomew
Superintendent: Dr. John Quick
Principal: Mark Newell
Athletic Director: Bob Gaddis
Asst. Athletic Directors: Tyler Davis, Brent Chitty
Head Coach: Bob Gaddis
Assistant Coaches: Eddie Vogel, Jonathan Martin, David Miller, Michael McBride, Pete Manowitz, Andy Brasher, Jordan Maley, John Sims, Glen Brown, Rory McCoy, Tony McClendon
Video: Frank Anderson, Tom Lynn, Fran Warren, Tony Patterson
Game Support: Rusty Brummett, Jaye Lahee
Student Managers: Jared Bradley, Kendall Baird, Logan Lappie, Jordan Lane
Student Trainers: Taylor Tertocha, Lynnsey Busse, Kaitlyn King, Maddie Lyons
Team Physician: Dr. Cary Guse
Athletic Trainers: Kathleen Gratz, Becca White
Offensive Formation: 1 Back
Defensive Formation: 4-3
Colors: Orange and Brown
Conference: Hoosier Hills
Enrollment: 1,541
Last Year's W-L Record: 13-1

Season Results (14-0)

8/23	at Bloomington North	W	49-21
8/30	Columbus North	W	48-13
9/6	at Seymour	W	61-0
9/13	at Jennings County	W	63-10
9/20	New Albany	W	48-20
9/27	Floyd Central	W	76-30
10/4	at Madison	W	41-7
10/11	at Jeffersonville	W	41-0
10/18	Bedford North Lawrence	W	65-13

Sectional

10/25	at Madison	W	55-6
11/1	Greenwood	W	49-14
11/8	Shelbyville	W	42-7

Regional

11/15	Jasper	W	42-0
-------	--------	---	------

Semi-State

11/22	New Palestine	W	49-14
-------	---------------	---	-------

Columbus East Depth Chart

Offense

Pos.	No.	Name
X	22	Jason Kimmet
	7	Jacob Hampton
H	17	JT Voelker
	2	Tyler Campbell
LT	65	Seth Frownfelter
	55	Quade Greiwe
LG	68	Devorous Lewis
	79	Daniel Tooley
C	76	Jared Whiteside
	52	Sean Galligar
RG	74	Evan Kuhn
	72	Aaron Kruchten
RT	63	Joey Bastian
	78	Logan Caffee
Y	95	Rhett Myers
	87	Aaron Walton
Z	5	Sean Owens
	12	Jarred Holland
QB	6	Alex Cowan
	18	Thomas Smith
RB	28	Markell Jones
	36	Christian Wichman

Specialists

Pos.	No.	Name
Punter	6	Alex Cowan
Placekicker	34	Paul Baker
Kickoffs	34	Paul Baker
Long Snapper	37	Gabe Tertocha
Holder	7	Jacob Hampton
Punt Returns	22	Jason Kimmet
Kickoff Returns	22	Jason Kimmet
	38	Christian Whichman

Defense

Pos.	No.	Name
LE	48	Brock Greiwe
	67	Kian Geraghty
N	42	Connor Roberts
	64	Hunter Shehan
W	38	Christian Wichman
	43	Sam Dwenger
M	43	Sam Dwenger
	66	Derrick Jenkins
S	24	Logan Galarno
	37	Gabe Tertocha
T	62	Dalton Bateman
	74	Evan Kuhn
RE	92	Brock Patterson
	76	Jared Whiteside
LC	21	Nick Beamish
	10	Kaleb Horn
F	2	Tyler Campbell
	88	Clayton Spinks
O	32	John Busack
	23	Zach Day
RC	3	Maurice Dantzler
	4	Steven O'Neal

Columbus East Head Coach Bob Gaddis

Name: Bob Gaddis

Age: 58

Spouse's Name: Karen Gaddis

Years Married: 35

Children's Names and Ages: Alisha 32, Grant 26

Current Occupation and Employer: Athletic Director at CEHS / Bartholomew Consolidated School Corp

No. of Yrs.: 13

If a teacher, what subjects and grades do you teach: Athletic Director

Education:

College: Ball State University

Year Graduated: '78

Degree(s) / Major: BS / PE & Health

High School: Muncie South

Year Graduated: '74

Athletic Participation

Sport	High School Years	College Years
Football	1972-1974	
Baseball	1972-1974	

As A High School Or College Player, Have You Ever Competed In A State Or National Championship Event In Any Sport? If Yes, Please Give Details:

No

Coaching Experience (Football Only)

Number of Years as Varsity Head Coach at Current School (ie: 5 years): 13

Actual Years as Varsity Head Coach at Current School (ie: 1996-2000): 2001-2013

Won-Loss Record as Varsity Head Coach at Current School: 134-29

Overall Varsity Head Coaching Record: 252-129

Please list below where you've coached during your career starting with your current position:

School	Head / Asst.	No. of Years	Actual Years
Columbus East	HC	13	2001 – Present
Evansville Reitz	HC	10	1991 – 2000
Pike	HC	2	1989 – 1990
Danville	HC	4	1985 – 1988
South Putnam	HC	3	1982 – 1984
Tri County	HC	2	1980 – 1981
Hamilton Southeastern	Asst	2	1978 – 1979

Tournament Championships (As the Varsity Head Coach, list years your team won):

Sectional: Danville ('86), Reitz ('92, '99), Columbus East ('04, '06, '07, '08, '11, '12, '13)

Regional: Danville ('86), Reitz ('92), Columbus East ('04, '06, '08, '11, '12, '13)

Semi-State: Columbus East 2013

State Championship:

Something Interesting About You Personally Or Professionally That People Might Not Know:

Assistant Executive Director of Indiana Football Coaches Association



Westfield Shamrocks

Class 5A



Lt	Dk	Name	Gr	Ht	Wt	Position(s)
1	1	Luke Peters	12	6-9	153	DB
1	2	Davon Gibson	12	6-7	146	WR
1	3	Cameron Harrison	11	6-9	146	DB
2	1	Evan Manley	10	6-9	130	WR
2	2	Chase Bullard	10	6-6	132	DB
2	3	Drew Collier	10	6-8	140	LB
2	4	Adam Horkay	12	6-6	155	RB/DB
2	5	Drew Cox	10	6-1	129	DB
2	6	Frank Grimes	12	6-2	189	RB/DB
2	7	Luke Dedrick	10	6-1	121	DB
2	8	Devin Reece	12	6-3	188	WR/DB
2	9	Elvin Caldwell	11	6-8	196	RB
2	10	Seth Feliner	11	6-9	106	DB
2	11	Chris Zolto	10	6-8	127	DB
2	12	Turner Edwards	10	6-8	126	DB
2	13	Jackson Garrett	10	6-9	132	DB
2	14	Nick Dowd	11	6-8	170	K
2	15	Josue Gonzalez	10	6-2	127	WR
2	16	Ryan Pepiot	10	6-2	185	QB
2	17	Milo Beam	10	6-2	155	WR
2	18	Devin McGinnis	10	6-8	145	WR
2	19	Caleb Sanburn	12	6-3	133	QB/DB
2	20	Will Davis	12	6-3	187	QB
2	21	Nick Ferrer	12	6-4	200	QB
2	22	Will Harrison	10	6-7	128	K
2	23	Julian Lytle	11	6-8	147	QB
2	24	Miles Oinkensbeard	10	6-8	166	QB
2	25	Austin Ward	10	6-11	187	TE/LB
2	26	Jordan Grimes	10	6-10	189	RB/DB
2	27	Connor Fowler	11	6-1	155	DB
2	28	Carson Broshar	10	6-4	115	DB
2	29	Zach Paterson	10	6-11	160	LB
2	30	Josh Estridge	12	6-0	195	P
2	31	Andy Sweet	11	6-11	187	QB/LB
2	32	Sam Trompen	10	6-11	167	QB/LB
2	33	Caleb Graft	10	6-8	133	WR
2	34	Jared Bayha	10	6-8	124	DB
2	35	Drew Neustifter	12	6-8	159	DB
2	36	Jay Simons	11	6-8	166	DB
2	37	Zach Rader	11	6-8	149	DB
2	38	Brandon Karsnick	10	6-6	139	RB
2	39	Nolan Rodgers	10	6-1	147	TE
2	40	Liam Jagow	10	6-0	160	DL
2	41	Justin Frey	10	6-7	120	LB
2	42	Stan Mattingly	11	6-1	172	LB
2	43	Brock Ginder	11	6-5	156	DB
2	44	David Mendoza	10	6-7	187	LB
2	45	Max Hiatt	10	6-7	154	DB
2	46	Luke Lammers	10	6-9	137	DB
2	47	Jacob Robinson	10	6-4	230	DB
2	48	Ryan Clington	11	6-11	171	DB
2	49	Daniel Kairath	10	6-10	157	DB
2	50	Matthew Pletsch	10	6-7	126	LB
2	51	Timothy Trzil	10	6-8	143	RB
2	52	Jeffrey Lackey	11	6-4	180	TE
2	53	Matt Crupi	11	6-0	180	LB
2	54	Conner Voorhis	10	6-8	140	DB
2	55	Kyle Fairley	10	6-2	170	DL
2	56	Nick Krieg	10	6-4	225	DE
2	57	Jamarcus Davis	12	6-8	159	DB
2	58	Nick Alatzta	12	6-11	147	DB
2	59	Colin White	11	6-7	172	DB
2	60	Gavin Cross	10	6-4	165	LB
2	61	Mitchell Alderink	10	6-4	131	RB
2	62	Noah Smith	10	6-8	152	LB
2	63	Hank Grenda	10	6-9	165	DL
2	64	Jacob Eccles	11	6-8	147	DB

Lt	Dk	Name	Gr	Ht	Wt	Position(s)
3	1	Cam Shaw	12	6-2	210	DL
3	2	Colton Murphy	10	6-10	187	TE
3	3	Hayden Russel	10	6-3	171	LB
3	4	Warrick Hinshaw	10	6-6	166	LB
3	5	Dalton Davis	10	6-9	162	LB
3	6	Elisha Nelson	10	6-9	163	DB
3	7	Brian Skelton	10	6-7	147	WR
3	8	Josh Beer	12	6-11	160	DB/LB
3	9	Ryan Rubicz	11	6-10	148	WR
3	10	Ryan Pape	11	6-0	244	DL
3	11	Ryan Wonderlin	12	6-0	168	LB
3	12	Brayton Harpe	10	6-9	149	LB/RB
3	13	Elisha Lennon	10	6-9	180	OL/DL
3	14	Jonathan Mendoza	10	6-9	210	OL
3	15	Mitch Turley	10	6-9	186	QB
3	16	Josh Tuffnell	10	6-9	186	OL/LB
3	17	Dan Liebke	10	6-9	242	OL/DL
3	18	Nick Maloy	12	6-10	267	WR
3	19	Matt Kinney	12	6-0	209	LB
3	20	Josh Hayward	12	6-14	147	LB
3	21	Andrew Veith	10	6-8	142	OL
3	22	Gregory Pietsch	10	6-0	175	OL
3	23	Anthony Daugherty	12	6-10	248	OL/DL
3	24	Jacob Pence	10	6-10	248	OL
3	25	Byron Hubbard	10	6-8	166	OL/DL
3	26	Patrick Baker	10	6-8	145	DL
3	27	Adrien Hobelman	10	6-9	178	LB
3	28	Juan Obregon	10	6-8	169	OL/DL
3	29	Jordan Long	10	6-6	212	OL
3	30	Renzo Alvarez	11	6-9	203	OL
3	31	Gannon Asher	10	6-6	169	OL
3	32	Levi Gleason	10	6-9	213	OL
3	33	Zach Krieg	10	6-8	179	OL
3	34	Alex Salinas	10	6-8	265	OL
3	35	Samuel Solano	10	6-9	224	OL/DL
3	36	Austin Mazura	11	6-9	201	OL/DL
3	37	Joe Foster	10	6-7	153	DL
3	38	James Crain	10	6-9	200	DL
3	39	Christopher Davis	10	6-9	169	OL/DL
3	40	Evan Hanan	11	6-10	212	DL/DL
3	41	Chad Reeh	10	6-9	212	DL/DL
3	42	Austin Gould	12	6-2	237	OL
3	43	Zane Burtron	12	6-2	272	OL
3	44	Ben Waincott	12	6-1	250	OL
3	45	Daniel Browning	10	6-8	175	OL
3	46	Russel Reynolds	11	6-8	185	DL
3	47	Austin Dollens	10	6-10	290	OL/DL
3	48	Max McCool	10	6-11	156	WR
3	49	Ben Lofallian	10	6-0	208	WR
3	50	Matthew Tongate	10	6-0	142	DL
3	51	Austin Kukura	10	6-9	117	WR/DB
3	52	Josh Clark	10	6-9	157	DB
3	53	Will McCool	10	6-11	152	WR
3	54	Nick Henderson	11	6-3	181	WR
3	55	Michael Smith	11	6-11	139	WR
3	56	David George	11	6-11	173	TE
3	57	Sam Walden	12	6-1	161	WR
3	58	Jake Horn	10	6-8	130	WR/LB
3	59	Tanner Nichols	10	6-10	145	WR/LB
3	60	Cole McCrary	12	6-2	208	TE
3	61	Bryce Sears	10	6-0	186	TE
3	62	Parker Harris	10	6-9	151	DB
3	63	Evan Slagle	10	6-9	159	DB
3	64	Iyler Keller	10	6-9	159	DB
3	65	Kayonte Crawford	12	6-9	263	DL
3	66	Mike Patterson	10	6-9	231	DL
3	67	Ben Huntley	11	6-9	172	DL

Westfield Shamrocks

Class 5A



Team Statistics

	Westfield	Opponents
Total Points / Points Per Game	444 / 34.2	215 / 16.5
First Downs / Per Game	224 / 17.2	187 / 14.4
Rushing Yards / Per Game	2,156 / 165.8	1,984 / 152.6
Passing Yards / Per Game	2,614 / 201.1	1,531 / 117.8
Total Yards / Per Game	4,770 / 366.9	3,515 / 270.4
Fumbles Recovered By	19	6
Intercepted By	15	6
Total Punts / Average	42 / 34.6	53 / 33.1
Penalties / Yards	91 / 703	73 / 603

Individual Statistics

Scoring	G	TD	1-Pt.	2-Pt.	FG	TP	PPG
7 Elvin Caldwell	13	17	0	0	0	102	7.8
6 Devin Reece	13	15	0	0	0	90	7.5
5 Frank Grimes	8	9	0	0	0	54	6.8
9 Nick Dowd	13	0	54	0	10	84	6.5
13 Nick Ferrer	13	6	0	0	0	36	2.8

Rushing	G	Att.	Yds.	TD	YPG	YPC	Long
7 Elvin Caldwell	13	232	1347	15	103.6	5.8	61
5 Frank Grimes	8	108	627	6	79.3	5.8	80
23 Brandon Karsnick	8	34	124	0	15.5	3.6	35

Passing	G	Comp.	Att.	Int.	TD	Yds.	YPG
13 Nick Ferrer	13	181	276	6	28	2532	194.8
10 Ryan Pepiot	3	4	9	0	0	81	27.0

Receiving	G	Rec.	Yds.	TD	YPG	YPC	Long
6 Devin Reece	13	68	962	15	74.0	14.1	65
81 Ben Lotfalion	11	47	581	2	52.8	12.4	29
85 Nick Henderson	6	12	336	3	56.0	28.0	62
11 Milo Beam	6	10	220	1	36.7	22.0	50
88 Cole McCrary	4	16	151	1	37.8	9.4	18

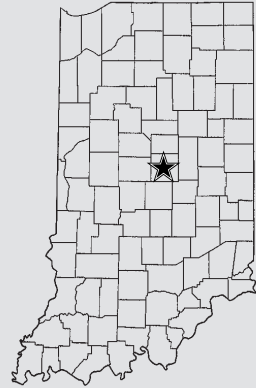
Defense	G	Tackles	For Loss	Sacks	INT	FC	FR
34 Matt Crupi	13	102	14.5	6.0/24.5	0	2	2
53 Mitch Turley	13	86	8.0	0.5/1.5	2	1	2
1 Luke Peters	12	67	0.5	0	4	1	2
30 Jacob Robinson	11	65	9.5	2.0/13.5	0	0	2
8 Turner Edwards	13	61	5.5	0	4	1	0
35 Nick Krieg	13	56	13.0	3.5/10	0	1	2

State Finals History

Runner-Up: (1) 1992 (2A)
 Appearances: (2) 1992 (2A), 2013 (5A)



Jake Gilbert
 Head Coach
 20-14 (3rd year)
 50-50 (9th year overall)



Team Facts

City/Town: Westfield
 County: Hamilton
 Superintendent: Dr. Mark Keen
 Principal: Dr. Stacy McGuire
 Athletic Director: Bill Davis
 Asst. Athletic Director: Andy Tebbe
 Head Coach: Jake Gilbert
 Assistant Coaches: Elvin Caldwell, Rob Patchett, Ben Carnes, Blair Schlicher, Jay Dee Flynn, Matt Pribbeno, Jeff Bennett, Chris Clark, Steve Purichia, Jon Getch, Kyle Sattison, Isaac Sturgis, Dustin Shoe, Josh Miracle, Matt Hofferth, Zach Zimmer
 Student Managers: Patrick Wood, Grant Lusk, Allie Lipetz, Madi Turley, Jake McCrary, Megan Snodgrass, Sarah Moore
 Offensive Formation: Spread
 Defensive Formation: 4-3
 Colors: Green, White, and Vegas Gold
 Conference: Hoosier Crossroads
 Enrollment: 1,832
 Last Year's W-L Record: 3-7

Season Results (12-1)

8/23	Harrison (West Lafayette)	W	42-13
8/30	at Avon	W	17-15
9/7	(n)Fishers (3OT)	L	45-48
9/13	at Brownsburg	W	37-13
9/20	Zionsville	W	10-7
9/27	at Hamilton Southeastern	W	38-18
10/4	McCutcheon	W	42-28
10/11	Noblesville	W	17-14
10/18	at Lafayette Jefferson	W	38-14

Sectional

11/1	at Harrison (West Lafayette)	W	42-14
11/8	McCutcheon	W	45-21

Regional

11/15	Fort Wayne Snider	W	36-7
-------	-------------------	---	------

Semi-State

11/22	Concord	W	35-3
-------	---------	---	------

Westfield Depth Chart

Offense

Pos.	No.	Name
QB	13	Nick Ferrer
	10	Ryan Pepiot
RB	7	Elvin Caldwell
	4	Adam Horkay
X	6	Devin Reece
	85	Nick Henderson
Z	11	Milo Beam
	85	Nick Henderson
J	81	Ben Lotfalian
	8	Turner Edwards
TE	35	Nick Krieg
	90	Jonathan Mendoza
LT	76	Zane Burtron
	70	Chris Davis
LG	77	Ben Wainscott
	50	Ryan Pape
C	50	Ryan Pape
	54	Danny Liebbe
RG	58	Anthony Daugherty
	73	Austin Gould
RT	64	Renzo Alvarez
	52	Jonathan Mendoza

Specialists

Pos.	No.	Name
Punter	18	Josh Estridge
	6	Devin Reece
Placekicker	9	Nick Dowd
	82	Will Harrison
Kickoffs	9	Nick Dowd
	18	Josh Estridge
Long Snapper	34	Matt Crupi
	56	Matt Kinney
Holder	21	Jay Simmons
	10	Ryan Pepiot
Punt Returns	8	Turner Edwards
	81	Ben Lotfalian
Kickoff Returns	6	Devin Reece
	4	Adam Horkay

Defense

Pos.	No.	Name
DE	30	Jacob Robinson
	43	Cam Shaw
DT	93	Keyonte Crawford
	94	Michael Patterson
N	54	Danny Liebbe
	58	Anthony Daugherty
DE	35	Nick Krieg
	91	Evan Slagle
OLB	47	Josh Beer
	51	Ryan Wonderlin
ILB	53	Mitch Turley
	56	Matt Kinney
ILB	34	Matt Crupi
	37	Nick Alatza
CB	4	Adam Horkay
	5	Frank Grimes
CB	8	Turner Edwards
	2	Cameron Harrison
FS	1	Luke Peters
	83	Josh Clark
SS	21	Jay Simmons
	6	Devin Reece

Westfield Head Coach Jake Gilbert

Name: Jake Gilbert

Age: 37

Spouse's Name: Christina

Years Married:13

Children's Names and Ages: Logan (10), Jackson (8), Tyson (5)

Current Occupation and Employer: Teacher/Coach, Westfield Washington Schools

No. of Yrs.: 3

If a teacher, what subjects and grades do you teach: Government, Weight Training

Education:

College: Wabash

Year Graduated: 1998

Degree(s) / Major: History

High School: Ben Davis

Year Graduated: 1994

Athletic Participation

Sport	High School Years	College Years
Football	1991,1992,1993	1994,1995,1996,1997

As A High School Or College Player, Have You Ever Competed In A State Or National Championship Event In Any Sport? If Yes, Please Give Details: Yes. In high school we played in the State Championship in 1991 and 1992. We were named National Champs in 1991.

Coaching Experience (Football Only)

Number of Years as Varsity Head Coach at Current School (ie: 5 years): 3 years

Actual Years as Varsity Head Coach at Current School (ie: 1996-2000): 2011-2013

Won-Loss Record as Varsity Head Coach at Current School:20-14

Overall Varsity Head Coaching Record: 45-42

Please list below where you've coached during your career starting with your current position:

School	Head / Asst.	No. of Years	Actual Years
Westfield H.S.	Head	3	2011-2013
Wabash College	Asst.	5	2006-2010
North Montgomery H.S.	Head	6	2000-2005
Ben Davis H.S.	Asst.	2	1998-1999

Tournament Championships (As the Varsity Head Coach, list years your team won):

Sectional: 2013

Regional: 2013

Semi-State: 2013

State Championship: 2013

Something Interesting About You Personally Or Professionally That People Might Not Know:

I love to go to church, teach, and go on vacations.



Cathedral Fighting Irish

Class 5A



Lt.	Dk.	Name	Gr.	Ht.	Wt.	Position(s)
2	2	Austin Cox	10	5-9	165	LB
3	3	Collin Barthel	12	6-7	210	QB
4	4	Cody Andreoni	11	5-7	140	RB
5	5	Derrick Harvey	12	5-6	150	WR
6	6	James Schulz	11	6-0	170	WR
7	7	Conner Mullin	10	5-9	150	DB
8	8	Joe Devine	10	5-8	140	DB
9	9	Jacob Andrews	10	5-10	160	DB
10	10	Jack Mattingly	12	5-11	165	QB
11	11	Max Bortenschlager	10	6-1	180	QB
12	12	Charlie Leahy	11	6-1	160	WR
12	12	Ben Stewart	9	5-10	165	DB
13	13	Vincent Warren	10	5-11	170	OLB
13	13	Alec Letcher	11	6-0	155	WR
14	14	Adrian Thompson	10	5-9	155	RB
14	14	Ben Baker	12	5-9	175	DB
15	15	Jullian Thomas	10	5-9	145	WR
15	15	Mitch Gerbers	10	6-3	170	K
16	16	Grant Thompson	12	6-0	200	LB
17	17	Jack Gomez	12	5-11	165	WR
17	17	David Hobson	11	5-11	170	RB
18	18	Malcolm Dotson	11	6-0	175	WR
19	19	Kyle Vassilo	12	5-11	160	WR
20	20	Jack Greene	11	5-10	165	RB
21	21	David Salvas	11	5-10	175	RB
22	22	Venton Curry	11	5-10	205	RB
23	23	Tron Estep	12	5-11	205	OLB
24	24	Nick McKinley	12	5-11	200	DB
25	25	Terry McLaurin	12	6-0	190	WR
26	26	Jack Hayden	12	5-8	160	DB
27	27	Jauon Long	10	5-11	150	DB
28	28	Liam O'Hara	12	5-11	140	WR
29	29	Jacob Hill	10	6-0	160	LB
30	30	Robert Kirch	10	5-8	175	DB
31	31	Joseph Schopper	11	5-11	180	FS/P
31	31	Anthony Oeding	10	5-6	130	WR
32	32	Tom Sieber	12	6-1	175	CB
33	33	Austin Compton	12	5-10	185	OLB
34	34	Kyle Loechel	12	6-2	225	ILB
35	35	Kyle Hoepfer	10	5-8	160	DB
36	36	Elliot Frederick	11	6-1	215	ILB
37	37	Gibran Williams	11	5-9	175	OLB
38	38	Cody Stockton	11	6-0	175	ILB
38	38	Zach Toth	10	6-0	165	LB
39	39	Solomon Fair	10	5-10	170	RB
40	40	Evan Christopher	10	5-11	195	RB
41	41	Caleb Cross	11	6-0	185	RB
41	41	Alex O'Malley	11	5-10	165	DB
42	42	Dorian Hayes	11	6-0	175	DB
43	43	David Dickman	11	6-0	175	OLB
44	44	Drew Bailey	12	5-11	225	ILB
45	45	Ronnie Hill	11	6-0	190	DB
46	46	Deandre Hartwell	12	5-8	160	DB
47	47	Davis Hensley	11	5-11	175	LB
48	48	Johnmichael Garvey	12	5-9	185	FB
49	49	Spencer Mossman	11	5-8	130	DB
50	50	Jimmy Mcguigan	10	5-11	225	OL
51	51	Krystopher Oakley	10	6-0	200	OL
52	52	Jamal Jackson	10	6-0	215	LB
53	53	Shawn Hall	12	6-1	230	OL
54	54	Steven Salvas	10	6-3	205	DL
55	55	Shelton Buell	11	5-8	195	LB

Lt.	Dk.	Name	Gr.	Ht.	Wt.	Position(s)
56	56	Keegan Tigges	10	6-3	175	DL
57	57	Phillip Burgess	10	6-1	220	OL
58	58	James Officer	12	6-2	270	OL
59	59	Thomas Berg	11	5-8	220	DL
60	60	Nathan Potter	10	5-10	165	LB
62	62	Ciaran Minch	11	5-11	225	OL
63	63	Reed Sell	10	5-9	155	DL
64	64	Ryan Murphy	11	6-1	215	OL
65	65	Dwight Hall	11	6-4	225	OL
66	66	Mitch Rougraff	12	6-3	250	OL
67	67	Griffin Tull	10	6-1	245	OL
67	67	Ryan Guhl	10	6-1	210	LB
68	68	Patrick Cain	10	5-9	200	OL
70	70	Raja Burt	12	6-0	225	DL
71	71	Alex Cotton	11	6-1	250	OL
73	73	Jordan Lapsley	10	6-1	230	OL
74	74	Jack Wagner	10	6-1	240	OL
75	75	Aidan O'Neill	12	6-5	305	OL
76	76	Herbert Miller	12	6-0	260	OL
77	77	Carlos Carpizo	12	6-0	195	DL
78	78	Matthew Mitsch	11	6-2	230	DL
79	79	Jared Thomas	11	6-4	270	OL
80	80	Evan Gogel	12	5-11	165	OLB
81	81	Dan Dolan	10	5-8	155	WR
82	82	John Preston	11	5-11	180	WR
83	83	Zach Saum	12	6-4	215	TE
84	84	Dushan Shepard	10	6-3	170	WR
85	85	Evan Whigham	11	6-2	180	WR
86	86	Kendall Coleman	10	6-3	200	DL
87	87	Matt Babb	12	6-3	210	DL
88	88	Rayder Hobbs	10	5-8	165	WR
89	89	Ryan Lenahan	10	5-7	135	WR
90	90	Keith Caldwell	10	6-2	180	DL
91	91	Owen Adams	12	6-3	195	OL/TE
92	92	Andrew Cotton	10	5-10	135	WR
93	93	Nick Potter	11	5-7	150	CB
94	94	Jack Butler	10	5-8	140	DB
95	95	Jalil Burrell-Fields	10	6-1	125	WR
96	96	Chad Meek	10	5-7	130	DB
97	97	Harrison Adams	11	6-0	150	DB
98	98	Matt Guzman	11	5-11	190	ILB
99	99	Vincent Alerding	10	5-4	115	K/P
		Marvin Wilson	9	6-0	210	DL
		Christian Montgomery	9	5-10	200	OL
		Quincy Keller	9	5-8	150	QB
		Luke Saum	9	5-8	145	WR
		Kris Marshall	9	6-0	190	OL
		Alec Najem	9	5-9	165	OLB
		Paul Zerr	9	6-4	265	OL
		Austin Kendrick	9	6-2	180	WR
		Griffin Gallant	9	5-9	165	OLB
		James Smith	9	6-1	180	DL
		Kavan Braun	9	6-1	165	TE
		Tony Johnson	9	5-8	170	RB
		Brenton Anderson	9	6-0	180	LB
		Jack Mattei	9	5-8	155	QB
		Ethan Witt	9	5-8	150	CB
		Luke Sanders	9	6-2	170	WR
		Ross Kirkpatrick	9	5-8	160	OLB
		Klay Kirby	9	5-10	200	OL
		J.A. Ahlers	9	5-7	150	CB

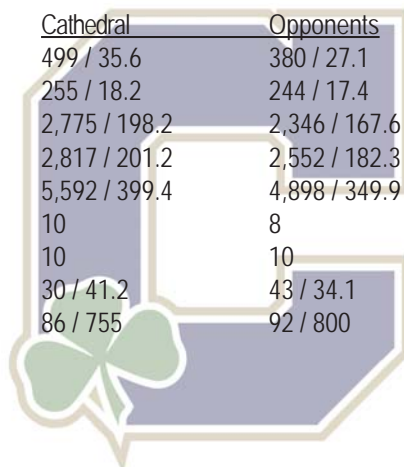
Cathedral Fighting Irish

Class 5A



Team Statistics

	Cathedral	Opponents
Total Points / Points Per Game	499 / 35.6	380 / 27.1
First Downs / Per Game	255 / 18.2	244 / 17.4
Rushing Yards / Per Game	2,775 / 198.2	2,346 / 167.6
Passing Yards / Per Game	2,817 / 201.2	2,552 / 182.3
Total Yards / Per Game	5,592 / 399.4	4,898 / 349.9
Fumbles Recovered By	10	8
Intercepted By	10	10
Total Punts / Average	30 / 41.2	43 / 34.1
Penalties / Yards	86 / 755	92 / 800



Individual Statistics

Scoring	G	TD	1-Pt.	2-Pt.	FG	TP	PPG
41 Caleb Cross	13	17	0	0	0	102	7.8
25 Terry McLaurin	14	13	0	1	0	80	5.7
15 Mitch Gerbers	14	0	55-61	0	3-4	64	4.5
3 Collin Barthel	14	9	0	0	0	54	3.8
83 Zach Saum	14	7	0	1	0	44	3.1

Rushing	G	Att.	Yds.	TD	YPG	YPC	Long
41 Caleb Cross	13	153	1190	16	91.5	7.8	70
25 Terry McLaurin	14	74	671	4	47.9	9.1	57
40 Evan Christopher	14	106	573	7	40.9	5.4	47
22 Venton Curry	7	30	149	3	21.3	5.0	25
3 Collin Barthel	14	57	109	9	5.0	1.2	16

Passing	G	Comp.	Att.	Int.	TD	Yds.	YPG
3 Collin Barthel	14	188	291	9	24	2778	198.4
11 Max Bortenschlager	2	2	4	1	1	39	19.5

Receiving	G	Rec.	Yds.	TD	YPG	YPC	Long
25 Terry McLaurin	14	52	862	7	61.6	16.6	80
83 Zach Saum	13	50	730	7	56.2	14.6	48
85 Evan Whigham	14	45	695	5	49.6	15.4	64
41 Caleb Cross	13	15	114	1	8.8	7.6	20
17 Jack Gomez	14	14	269	2	26.9	19.2	55

Defense	G	Tackles	For Loss	Sacks	INT	FC	FR
34 Kyle Loechel	14	100	13.0	8.5	0	0	2
26 Jack Hayden	14	76	1.0	0.0	5	1	0
14 Ben Baker	12	72	1.0	0.0	0	0	0
44 Drew Bailey	11	65	5.5	3.5	0	0	1
35 Kyle Hoyer	12	59	2.5	0.0	0	0	1

State Finals History

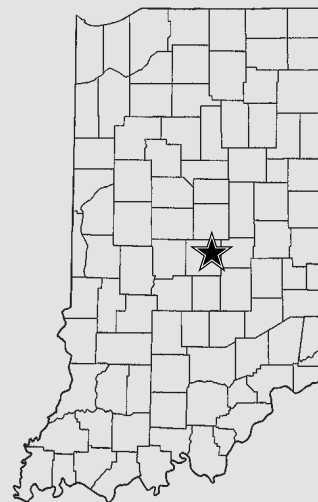
State Champion: **(10)** 1986 (3A), 1992 (3A), 1996 (4A), 1998 (4A), 1999 (4A), 2006 (4A), 2008 (4A), 2010 (4A), 2011 (4A), 2012 (4A)

Runner-Up: **(3)** 1973 (3A), 1976 (3A), 1991 (3A)

Appearances: **(14)** 1973 (3A), 1976 (3A), 1986 (3A), 1991 (3A), 1992 (3A), 1996 (4A), 1998 (4A), 1999 (4A), 2006 (4A), 2008 (4A), 2010 (4A), 2011 (4A), 2012 (4A), 2013 (5A)



Rick Streiff
Head Coach
189-57 (19th year)
210-89 (24th year overall)



Team Facts

City/Town: Indianapolis

County: Marion

President: Stephen Helmich

Principal: David Worland

Athletic Director: Doug Seagrave

Asst. Athletic Director: Terry Fox

Head Coach: Rick Streiff

Assistant Coaches: Tim Barthel, Adam Barth,

Mark Hicks, Tim Peterson, Nick Lyons,

Jon Mundil, Darrick Brownlow, Mike Prior,

Jere Kubuske, Howard Fogel, Adam Powell,

Sean O'Connor, Marty McLinn, William

Stubbs, Chris Duggan, Cody Johnson.

Student Managers: Grace Buchanan, James

Evans, Caitlin Elson, Jack Hendrixson, Matt

Bullock, Matt Meulman, Keenan Cox, Gracie

Weaver, and Lucy Doyle.

Student Assistant Coach: Dillon Paul

Offensive Formation: Spread

Defensive Formation: 3-3 Stack

Colors: Navy Blue and Vegas Gold

Conference: Independent

Enrollment: 1,272

Last Year's W-L Record: 10-5

Season Results (9-5)

8/23 (n)Ben Davis L 20-26

8/30 at Warren Central L 28-42

9/7 South Bend St. Joseph W 50-40

9/13 Indpls. Bishop Chatard W 37-35

9/20 at Cincinnati St. Xavier (OH) L 6-15

9/27 at Louisville Trinity (KY) L 30-35

10/4 at FW Bishop Dwenger W 47-30

10/11 at Indpls. Arsenal Technical W 23-14

10/18 at Cincinnati Moeller (OH) L 14-35

Sectional

10/25 at Decatur Central W 54-26

11/1 Zionsville W 35-21

11/8 Anderson W 56-13

Regional

11/15 at Whiteland W 56-28

Semi-State

11/22 Terre Haute North W 42-20

Indianapolis Cathedral Depth Chart

Offense

Pos.	No.	Name
RT	75	Aidan O'Neill
	65	Dwight Hall
RG	66	Mitch Rougraff
	74	Jack Wagner
C	58	James Officer
	50	Jim McGuigan
LG	50	Jimmy McGuigan
	53	Shawn Hall
LT	79	Jared Thomas
	71	Alex Cotton
TE	83	Zach Saum
	82	John Preston
WR	85	Evan Whigham
	17	Jack Gomez
WR	25	Terry McLaurin
	18	Malcolm Dotson
RB	41	Caleb Cross
	22	Venton Curry
RB	40	Evan Christopher
	2	Jamal Jackson
QB	3	Collin Barthel
	11	Max Bortenschlager

Defense

Pos.	No.	Name
DE	87	Matt Babb
	67	Ryan Guhl
DE	86	Kendall Coleman
	78	Matt Mitsch
N	55	Shelton Buell
	59	Thomas Berg
ILB	44	Drew Bailey
	24	Nick McKinley
ILB	34	Kyle Loechel
	36	Elliot Frederick
ILB	12	Ben Stewart
	16	Grant Thompson
OLB	33	Austin Compton
	43	David Dickman
OLB	23	Tron Estep
	37	Gibran Williams
CB	26	Jack Hayden
	32	Tom Sieber
CB	25	Terry McLaurin
	7	Connor Mullin
FS	14	Ben Baker
	35	Kyle Hoyer

Specialists

Pos.	No.	Name
Punter	31	Joseph Schopper
	15	Mitch Gerbers
Placekicker	15	Mitch Gerbers
	99	Vincent Alerding
Kickoffs	15	Mitch Gerbers
	99	Vincent Alerding
Long Snapper	83	Zach Saum
	19	Kyle Vasailo
Holder	11	Max Bortenschlager
	10	Jack Mattingly
Punt Returns	25	Terry McLaurin
	81	Dan Dolan
Kickoff Returns	25	Terry McLaurin
	81	Dan Dolan

Indianapolis Cathedral Head Coach Rick Streiff

Name: Rick Streiff

Age: 51

Spouse's Name: Julianne

Years Married: 26

Children's Names and Ages: John 23, Lauren 20, Tom 17

Current Occupation and Employer: Teacher Cathedral High School

No. of Yrs.: 28

If a teacher, what subjects and grades do you teach: World History/Geography

Education:

College: Butler University

Year Graduated: 1984/1989

Degree(s) / Major: BS Education and MS Education

High School: Monrovia IN

Year Graduated: 1980

Athletic Participation

Sport	High School Years	College Years
Football	1976-79	1980-83
Basketball	1976-80	
Track	1976-80	

As A High School Or College Player, Have You Ever Competed In A State Or National Championship Event In Any Sport? If Yes, Please Give Details:

NCAA Division II National Championship playoff team 1983

Coaching Experience (Football Only)

Number of Years as Varsity Head Coach at Current School (ie: 5 years): 19

Actual Years as Varsity Head Coach at Current School (ie: 1996-2000): 1989-2001 and 2008-present

Won-Loss Record as Varsity Head Coach at Current School: 189-57

Overall Varsity Head Coaching Record: 210-89

Please list below where you've coached during your career starting with your current position:

School	Head / Asst.	No. of Years	Actual Years
Butler University	Grad Ass't	1	1984-85
Bishop Chatard	Ass't	3	1985-88
Brebeuf Prep	HC	1	1988-89
Cathedral HS	HC	13	1989-2002
North Central HS	HC	4	2002-2006
Cathedral HS	HC	6	2008-Present

Tournament Championships (As the Varsity Head Coach, list years your team won):

Sectional: 1991, 92, 93, 94, 96, 98, 99, 01, 08, 09, 10, 11, 12,13

Regional: 1991, 92, 96, 98, 99, 01, 08, 09, 10, 11, 12, 13


Semi-State: 1991, 92, 96, 98, 99, 08, 10, 11, 12, 13

State Championship: 1992, 96, 98, 99, 08, 10, 11, 12



Carmel Greyhounds

Class 6A



Lt.	Dk.	Name	Gr.	Ht.	Wt.	Position(s)
1	1	Zach Woods	12	5-10	160	CB
2	2	Jason Baldridge	12	5-6	165	WR
3	3	Ethan Merriweather	9	6-0	150	WR
4	4	Noah Burks	10	6-2	215	OLB
5	5	Shakir Paschall	11	5-11	220	TB
6	6	John Ramsey	10	5-10	160	WR
7	7	John Lampe	12	6-3	180	QB
8	8	Riley Smith	12	5-10	175	CB
9	9	Avery Roberts	12	6-0	170	WR
10	10	Alex Akins	10	5-10	160	CB
11	11	Thomas Stone	9	6-2	170	QB
12	12	Michael Viktrup	10	6-1	190	QB
13	13	Isaac James	11	5-11	180	QB
14	14	Collin Pearson	11	5-10	160	WR
15	15	Landon Sinnis	11	5-11	150	CB
16	16	Cameron Hunt	10	5-11	180	FS
17	17	Jaret Snellenberger	12	6-3	165	WR
18	18	Christian Viktrup	10	6-2	180	WR
19	19	Logan Miller	11	5-11	160	CB
20	20	Mitch Davis	12	5-7	165	FS
21	21	Chris Perkins	11	5-9	195	TB
22	22	Luke Parker	11	6-1	170	FS
23	23	Parker Redelman	12	5-9	150	WR
24	24	Tobias Watkins	10	5-5	155	TB
25	25	Patrick O'Rourke	11	5-10	160	WR
26	26	Tyrone Thomas	11	5-7	145	WR
27	27	Phil Dugdale	12	5-8	165	FS
28	28	Josh Ebikwo	12	5-10	160	CB
30	30	Sam Bower	11	5-7	140	CB
31	31	Riley McDonough	12	5-9	210	TB
32	32	Sam Storey	12	6-0	200	ILB
33	33	Jalen Walker	9	5-8	150	TB
34	34	Justin Grant	12	5-9	150	CB
36	36	Nathan Ebikwo	10	5-6	150	CB
37	37	Anthony Mazza	12	5-10	205	OLB
38	38	Nick Csenar	12	6-4	185	OLB
39	39	Adam Kremer	12	5-11	185	K
40	40	Alex Osleger	11	6-0	165	ILB
41	41	Amir Semsar	11	5-10	150	FS
42	42	Brandon Todd	12	6-1	200	ILB
43	43	Jack Conway	12	5-7	175	FS
44	44	Jake Stark	11	5-9	180	ILB
45	45	Mitch Lindgren	12	6-0	215	ILB
47	47	Ryan Sondles	12	6-1	210	OLB
49	49	Justus Schumann	10	6-1	175	OLB
50	50	Sam Eastes	10	5-5	115	K

Lt.	Dk.	Name	Gr.	Ht.	Wt.	Position(s)
51	51	Isaac Peasley	11	5-10	175	OLB
52	52	Sebastian Torres	11	6-0	185	OLB
53	53	Bryce Woodridge	11	6-0	265	G
54	54	Sam Knapp	10	5-11	230	DL
55	55	Simon Pachciarz	10	6-0	205	T
55	55	Bryce Peters	11	6-0	160	OLB
56	56	Dave Meinen	12	6-0	210	T
57	57	Adam Markley	12	5-7	220	C
58	58	Wade Murdock	12	5-8	170	ILB
59	59	Nate Thompson	11	6-1	215	C
61	61	Daniel Ambrogi	11	5-9	255	G
62	62	Matthew Del Busto	11	5-10	205	T
63	63	Mac Stewart	10	6-2	210	C
64	64	Jacob Viktrup	12	6-0	240	T
65	65	Alex Wright	12	5-11	220	T
66	66	Chase Krauter	10	5-10	290	C
67	67	Cayden Cronin	10	6-2	265	G
68	68	Andrew Thyen	12	6-0	215	DL
69	69	Ryan Moriarity	11	5-10	240	G
70	70	Benny Falender	12	5-8	235	G
71	71	Jeremy Hargraves	12	6-3	300	G
72	72	Sam Shobe	12	6-2	255	G
73	73	Matthew Anton	11	6-3	250	G
74	74	DeShawn Williams	10	5-10	255	G
75	75	Matt Kesner	12	6-1	250	G
76	76	Jack Lorson	10	5-11	195	T
79	79	Luke Meyers	12	6-1	230	C
80	80	Daniel Livermore	12	6-0	180	TE
81	81	Israel Johnson	12	5-10	165	WR
82	82	Nate Becker	12	6-5	220	TE
83	83	Jack Stanton	11	6-1	185	TE
84	84	Joey Scott	12	6-3	210	TE
85	85	Dylan Grimm	11	6-1	185	DL
86	86	Thomas Baldwin	12	5-10	175	WR
87	87	Jake Herr	11	6-5	210	TE
88	88	Austin Roberts	12	6-2	215	WR
90	90	David Botros	12	5-8	190	DL
91	91	Andrew Verhulst	10	6-0	205	DL
92	92	Kendall Hune	11	6-1	215	DL
93	93	Sean Stetson	12	5-6	170	DL
94	94	Nick Stacy	10	6-0	170	K
95	95	Rodney Haywood	10	6-0	205	DL
96	96	Jesus Esteves	12	5-8	160	K
97	97	Vic Roe	12	6-3	265	DL
98	98	Weston Gray	11	6-0	190	DL


Carmel Greyhounds

Class 6A



Team Statistics

	Carmel	Opponents
Total Points / Points Per Game	401 / 31	224 / 17
First Downs / Per Game	218 / 17	174 / 13
Rushing Yards / Per Game	2,880 / 222	1,668 / 128
Passing Yards / Per Game	1,358 / 104	1,902 / 146
Total Yards / Per Game	4,238 / 326	3,570 / 274
Fumbles Recovered By	10	8
Intercepted By	16	4
Total Punts / Average	43 / 33	57 / 35
Penalties / Yards	70 / 716	78 / 638



Individual Statistics

Scoring	G	TD	1-Pt.	2-Pt.	FG	TP	PPG
5 Shakir Paschall	13	14	0	0	0	84	6.4
13 Isaac James	13	12	0	0	0	72	5.5
39 Adam Kremer	13	0	44	0	6	62	4.7
21 Chris Perkins	13	7	0	0	0	42	3.2
88 Austin Roberts	13	6	0	0	0	36	2.7

Rushing	G	Att.	Yds.	TD	YPG	YPC	Long
5 Shakir Paschall	13	196	964	13	74	4.9	63
13 Isaac James	13	138	881	12	67.7	6.4	53
21 Chris Perkins	13	134	709	7	54.5	5.3	52
88 Austin Roberts	13	31	162	1	12.4	5.2	17
24 Tobias Watkins	13	21	86	3	6.6	4.1	16

Passing	G	Comp.	Att.	Int.	TD	Yds.	YPG
7 John Lampe	13	76	132	1	9	1034	79.5
13 Isaac James	13	19	35	2	2	250	13.1
12 Michael Viktrup	1	4	6	0	1	48	48

Receiving	G	Rec.	Yds.	TD	YPG	YPC	Long
88 Austin Roberts	13	50	594	4	45.6	11.9	75
86 Thomas Baldwin	13	18	355	4	27.3	19.7	56
2 Jason Baldrige	13	12	213	2	16.3	17.8	48
14 Collin Pearson	13	6	86	0	6.6	14.3	31
21 Chris Perkins	13	6	61	0	4.6	10.2	21

Defense	G	Tackles	For Loss	Sacks	INT	FC	FR
32 Sam Storey	13	57	4	2	1	3	2
47 Ryan Sondles	13	48	7	2	0	0	0
10 Alex Akins	13	56	8	1	1	3	2
58 Wade Murdock	13	42	2	0	0	1	0
43 Jack Conway	13	47	4	1	6	1	0

State Finals History

State Champion: **(7)** 1978 (3A), 1980 (3A), 1981 (3A), 1986 (5A), 1989 (5A), 2007 (5A), 2011 (5A)

Runner-Up: **(4)** 1975 (3A), 2006 (5A), 2008 (5A), 2009 (5A)

Appearances: **(12)** 1975 (3A), 1978 (3A), 1980 (3A), 1981 (3A), 1986 (5A), 1989 (5A), 2006 (5A), 2007 (5A), 2008 (5A), 2009 (5A), 2011 (5A), 2013 (6A)

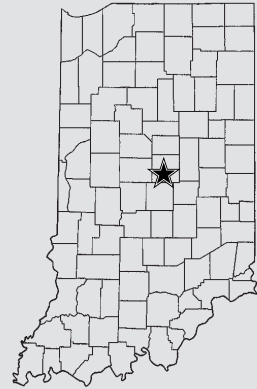


Kevin Wright

Head Coach

41-8 (4th year)

175-62 (20th year overall)



Team Facts

City/Town: Carmel

County: Hamilton

Superintendent: Dr. Nick Wahl

Principal: John Williams

Athletic Director: Jim Inskeep

Asst. Athletic Director: Bruce Wolf

Head Coach: Kevin Wright

Assistant Coaches: Brent Ayers, John Balmat,

Tyrone Dixon, Mitch Grider, Aaron Hahn,

John Hebert, Jason Hicks, Justin Quick,

Brian Spilbeler, Jeremy Stacy, Toby Steele,

Sid Swartzendrubler, Dexter Taylor,

Scott Turnquist, Skylar Blackburn,

Josh Bryant, Landon Buesching, Wes Drew,

Nick Durm, Ryan Lawler, Andrew O'Connell,

Pete O'Hara, Tommy Oliver, Terry Yates

Strength Coach: Aaron Bosket

Student Managers: Ben Deaton, Sam DiBella,

Grant Frick, Paige Pitcock, Brett Rendell,

Aaron Seals, Nick Wolfe, Will Altman,

Daria Buschur, Austin Skwarcan, Faren Taylor,

Andrew Wang

Colors: Blue and Gold

Conference: Metropolitan Interscholastic

Enrollment: 4,768

Last Year's W-L Record: 8-2

Season Results (10-3)

8/23 at Indpls. Arsenal Technical W 6-2

8/30 Louisville Trinity (KY) L 35-42

9/6 Center Grove L 26-35

9/13 (n) Lawrence Central W 17-7

9/20 Lawrence North W 49-9

9/27 at North Central (Indpls.) W 42-7

10/4 Warren Central W 21-15

10/11 Pike W 40-32

10/18 at Ben Davis L 24-28

Sectional

10/25 at Hamilton Southeastern W 40-7

11/1 Fishers W 35-20

Regional

11/8 at Carroll (Fort Wayne) W 38-7

Semi-State

11/15 Penn W 28-13

Carmel Depth Chart

Offense

Pos.	No.	Name
Center	59	Thompson, Nate
	63	Stewart, Mac
Right Guard	66	Krauter, Chase
	74	Williams, DeShawn
Left Guard	75	Kesner, Matt
	67	Cronin, Cayden
Right Tackle	74	Pachciarz, Simon
	64	Viktrup, Jacob
Left Tackle	73	Anton, Matt
	62	Del Busto, Matt
Quarterback	13	James, Isaac
	7	Lampe, John
Tightend	82	Becker, Nate
	87	Herr, Jake
Receiver	88	Roberts, Austin
	6	Ramsey, John
Receiver	2	Baldrige, Jason
	23	Redelmen, Parker
Receiver	86	Baldwin, Thomas
	14	Pearson, Collin
Tailback	21	Perkins, Chris
	24	Watkins, Tobias
Fullback	5	Paschall, Shakir
	33	Walker, Jalen

Defense

Pos.	No.	Name
Nose	97	Roe, Vic
	92	Hune, Kendal
End	38	Csenar, Nick
	68	Thyem, Andrew
End	93	Stetson, Sean
	84	Scott, Joe
OLB	4	Burks, Noah
	52	Torres, Richard
OLB	47	Sondles, William
	37	Mazza, Anthony
MLB	58	Murdock, Wade
	42	Brandon, Todd
MLB	32	Storey, Sam
	45	Lindgren, Mitch
Field Safety	43	Conway, Jack
	22	Parker, Luke
Corner	1	Woods, Zach
	19	Miller, Logan
Corner	10	Akins, Alex
	15	Sinnis, Landon
Free Safety	20	Davis, Mitch
	8	Smith, Riley

Specialists

Pos.	No.	Name
Punter	39	Kremer, Adam
	87	Herr, Jake
Placekicker	39	Kremer, Adam
	98	Stacy, Nike
Kickoffs	39	Kremer, Adam
	98	Stacy, Nike
Long Snapper	17	Snellenberger, Jaret
	63	Stewart, Mac
Holder	7	Lampe, John
	13	James, Isaac
Punt Returns	2	Baldrige, Jason
	86	Baldwin, Thomas
Kickoff Returns	88	Roberts, Austin
	2	Baldrige, Jason

Carmel Head Coach Kevin Wright

Name: Kevin Wright

Age: 49

Spouse's Name: Elizabeth Wright

Years Married: 17

Children's Names and Ages: William 8, Trinity 11

Current Occupation and Employer: Teacher Carmel Clay Schools

No. of Yrs.: 4

If a teacher, what subjects and grades do you teach: Advanced Physical Conditioning grades 9-12

Education:

College: Western Kentucky University

Year Graduated: 1987

Degree(s) / Major: Government

High School: Sheridan

Year Graduated: 1983

Athletic Participation

Sport	High School Years	College Years
Football	1980-83	1983-87
Basketball	1980-83	
Track	1980-83	

As A High School Or College Player, Have You Ever Competed In A State Or National Championship Event In Any Sport? If Yes, Please Give Details:

1980- Starter as a sophomore on Sheridan's first State Championship in football

2003, 2004, 2005- Head Coach Warren Central High School State Champions

2011- Head Coach Carmel High School State Champions

Coaching Experience (Football Only)

Number of Years as Varsity Head Coach at Current School (ie: 5 years): 20

Actual Years as Varsity Head Coach at Current School (ie: 1996-2000): 2010-2013

Won-Loss Record as Varsity Head Coach at Current School: 41-8

Overall Varsity Head Coaching Record: 175-62

Please list below where you've coached during your career starting with your current position:

School	Head / Asst.	No. of Years	Actual Years
Carmel	HC	4	2010-2013
Heritage Christian	Asst	1	2009-2010
Western Kentucky U.	Offensive Coord.	2	2007-2009
Union	HC	1	2006-2007
Warren Central	HC	6	2000-2006
Trinity	HC	1	1999-2000
Noblesville	HC	7	1992-1999
Frankfort	HC	4	1991-1992
North Central	Asst	4	1987-1991

Tournament Championships (As the Varsity Head Coach, list years your team won):

Sectional: 11

Regional: 5

Semi-State: 5

State Championship: 4

Something Interesting About You Personally Or Professionally That People Might Not Know:

My mother was the biggest influence in my life and this fall marks the 10 anniversary of her passing. She died during the 2003 season, and never watched me coach in a state championship game which we did later that season. Our starting RB Shakir Paschall was a ball boy on that 2003 season, and his father Eric Pachall who was hospitalized and later passed away during the 4th quarter of our semi-state game a week ago was an assistant coach on that 2003 team at Warren.



Warren Central Warriors

Class 6A



Lt.	Dk.	Name	Gr.	Ht.	Wt.	Position(s)
1	1	Marketh Stokes	12	5-9	170	DB
3	3	Jeff George	12	5-3	190	QB
4	4	Adrian Smith	12	5-9	185	RB
5	5	Delaino Adams	12	5-10	175	WR
6	6	Donnell Johnson	11	5-10	155	WR
7	7	Keenan Duncan	11	5-9	155	DB
8	8	Travon Jones	11	5-10	175	RB
9	9	Vito Tupea	11	5-10	170	DB
10	10	Phillip Austin	11	5-11	175	QB
11	11	Dakota Gillespie	12	5-10	170	WR
13	13	Andre Eldridge	12	6-1	225	DL
14	14	Schular Nehrig	10	5-9	150	K
15	15	Isaac Avant	10	5-9	175	RB
16	16	Eddie Evans	12	6-3	170	WR
17	17	Darius Lee	12	5-10	190	WR
18	18	Mykelti Williams	11	6-0	195	DB
19	19	Wilmer Cole	11	6-1	170	DB
20	20	Steven Bledsoe	12	5-9	155	DB
21	21	Javin Waire	11	5-10	170	DB
22	22	Damonte Williams	11	6-0	190	RB
23	23	Drew Winters	11	6-2	185	DB
24	24	Nikko Pickens	12	5-10	220	LB
25	25	Tirone Young	11	5-10	190	RB
26	26	Jay-Vincent Harrison	11	5-10	160	CB
27	27	Willie Wesby	12	5-10	165	DB
28	28	Jordan Leach	11	5-10	165	QB
29	29	Walter Capps	11	6-2	170	WR
30	30	Andre Gude	11	6-2	180	OLB
31	31	Tyran Wesby	11	5-8	180	LB
32	32	Cliff Thomas	11	6-2	195	RB
33	33	Demetrius Orr	12	5-9	225	LB
34	34	Damon Robinson	11	5-10	180	DB
35	35	Jaylen Coe	10	5-5	155	WR
37	37	Tracey Sharpe	12	5-11	180	LB
38	38	Raheim Whitlow	11	5-10	180	LB
39	39	Drew Summeier	10	5-10	160	P
40	40	Courvoisier Morrow	11	6-1	225	LB
41	41	Andre Phelps	10	5-10	195	LB
42	42	Tyan Young	10	6-1	190	OLB
43	43	De'Adrian Baxter	10	6-1	205	DE
44	44	Darius Gardenhire	12	5-9	165	DB
45	45	Micah Dorsett	11	5-11	175	WB
46	46	Marcus Mason	12	5-11	225	RB
47	47	Steven Brown	12	5-11	180	OL
48	48	Justin Hidlberg	11	5-10	205	LB
49	49	Knox Cornelius	10	5-11	195	LB
50	50	Drew Hamilton	12	5-11	190	LS
51	51	Katrell Moss	12	5-11	215	LB
52	52	Colton Polter	10	5-9	225	LB
53	53	Robert (Nick) Maxey	11	5-10	190	OL
54	54	Thomas (Tre) Akers	10	5-10	220	OL
55	55	Maximiliano Hernandez	12	6-3	245	DL
56	56	David Phelps	12	6-0	230	DL
57	57	Hayden Galyean	11	5-10	260	OL

Lt.	Dk.	Name	Gr.	Ht.	Wt.	Position(s)
58	58	Micheal Hupp	11	5-11	255	OL
59	59	Phillip Gegner	12	6-0	265	OL
61	61	Richard Russell	10	6-0	220	DL
62	62	Davonte Guthrie	10	5-9	250	DL
63	63	Quinten Duerson	12	6-0	230	OL
65	65	D'Andre Wilkerson	12	6-3	290	OL
66	66	Josh Bridgeford	10	6-2	215	OL
67	67	Dominick Mathis	10	6-3	260	OL
68	68	Timothy Campbell	12	5-10	255	DL
69	69	Desmond Mgeee	11	6-3	270	OL
70	70	Tyler Berry	12	5-9	230	OL
71	71	Tyler Young	11	6-3	265	OL
72	72	Kennye Washington	10	6-2	265	OL
73	73	Derrick Anderson	11	5-11	300	OL
74	74	Jason Brogan	10	6-1	270	DL
75	75	Zachery Hisel	12	5-10	225	OL
76	76	Donnie Edwards	12	5-9	265	DL
77	77	Cameron Thomas	12	6-1	220	DL
78	78	Daonte Rowie	11	5-11	300	DL
79	79	Landon Dailey	11	6-3	275	OL
80	80	Darryl Austin	11	6-0	170	WR
81	81	Justin Forte	11	5-11	160	WR
82	82	Zachary Gegner	12	6-2	215	WR
83	83	Tramel Smith	11	5-10	180	WR
84	84	Jhamyr Johnson	10	5-10	160	DB
85	85	Kayvon Bailey	10	6-0	160	WR
86	86	Glendon Montgomery	11	6-2	180	WR
87	87	La Quincy Sparks	10	5-10	150	CB
88	88	Michael Cornner	11	5-11	155	WR
89	89	Deondre' Jones	12	5-8	155	WB
90	90	Semorris Powell	11	6-1	210	DE
91	91	James Sims	10	6-0	215	DE
92	92	Noel Robbleto	11	5-11	210	DB
93	93	Darion Howard	12	6-1	210	DL
94	94	Kevin Pierce	11	6-1	190	DL
96	96	Justin Blakey	10	5-10	190	DL
97	97	Jaylon Berry	11	6-1	220	DL
98	98	Timothy Smith	10	6-3	220	DE
99	99	Noah Perdue	12	6-2	205	LB
89X	89X	Darrin Davis	10	5-9	160	WR
37X	37X	Terry Hart	10	5-8	185	LB
50X	50X	Scott Rennier	10	6-2	190	DL
62X	62X	Daron Jackson	11	6-0	220	DL
99X	99X	Dajuan Trotter	11	6-1	180	DE
16X	16X	Dijon Anderson	9	5-9	150	WR
55X	55X	Keivon Larsuel	10	5-10	245	DL
44X	44X	Dierrius Guysue	10	5-9	180	RB
33X	33X	Trace Wellman	9	5-11	190	DE
3X	3X	Zachary Summeier	9	5-10	150	QB
82X	82X	Paul Minor	9	6-2	180	WR
27X	27X	Darrien Rivers	9	5-9	165	DB
95X	95X	John Michael Wallen	10	6-0	180	TE
93X	93X	Jordan Bare	11	5-11	200	TE
4X	4X	Dakarai Fulton	10	5-8	160	RB

Warren Central Warriors

Class 6A



Team Statistics

	Warren Central	Opponents
Total Points / Points Per Game	327 / 25.2	225 / 17.3
First Downs / Per Game	191 / 14.7	177 / 13.6
Rushing Yards / Per Game	1,917 / 147.5	1,528 / 117.5
Passing Yards / Per Game	1,759 / 135.3	2,243 / 172.5
Total Yards / Per Game	3,676 / 282.8	3,378 / 259.8
Fumbles Recovered By	16	6
Intercepted By	9	8
Total Punts / Average	57 / 31.8	67 / 34.9
Penalties / Yards	N/A	N/A

Individual Statistics

Scoring	G	TD	1-Pt.	2-Pt.	FG	TP	PPG
95 Max Hernandez	13	--	38	--	13	89	--
17 Darius Lee	13	9	--	--	--	54	--
36 Anthony Smith	13	9	--	--	--	54	--
25 Tirone Young	13	8	--	--	--	48	--
82 Zachary Gegner	13	3	--	--	--	18	--

Rushing	G	Att.	Yds.	TD	YPG	YPC	Long
25 Tirone Young	13	167	832	6	59.9	4.7	66
4 Adrian Smith	13	100	410	6	30.6	4.0	14
46 Marcus Mason	13	45	225	0	20.5	5.0	17
32 Cliff Thomas	13	71	290	3	20.2	3.7	35
35 Jay Coe	13	26	178	2	13.2	6.6	53

Passing	G	Comp.	Att.	Int.	TD	Yds.	YPG
3 Jeff George	13	129	251	10	18	1723	1132.5

Receiving	G	Rec.	Yds.	TD	YPG	YPC	Long
59 Zach Gegner	13	32	537	3	41.3	16.8	52
17 Darius Lee	13	30	671	7	51.6	22.4	80
4 Adrian Smith	13	18	186	3	14.3	10.3	41
11 Dakota Gillespie	8	14	132	3	16.5	9.4	20
35 Jay Coe	13	11	85	0	6.5	7.7	20

Defense	G	Tackles	For Loss	Sacks	INT	FC	FR
51 Katrell Moss	13	141	17	2	1	3	1
24 Nikko Pickens	13	83	7	2	0	0	3
18 Mykelti Williams	13	72	4	0	2	1	1
93 Darion Howard	13	61	14	10	0	2	1
99 Noah Perdue	13	58	9	2.5	0	0	1
95 Max Hernandez	13	55	15	7.5	0	4	3

State Finals History

State Champion: (7) 1984 (4A), 1985 (5A), 2003 (5A), 2004 (5A), 2005 (5A), 2006 (5A), 2009 (5A)

Appearances: (8) 1984 (4A), 1985 (5A), 2003 (5A), 2004 (5A), 2005 (5A), 2006 (5A), 2009 (5A), 2013 (6A)

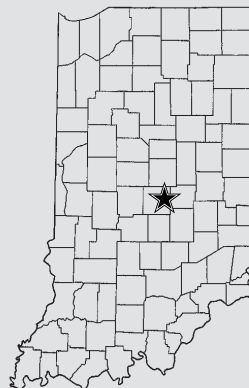


Jayson West

Head Coach

10-3 (1st year)

62-15 (6th year overall)



Team Facts

City/Town: Indianapolis

County: Marion

Superintendent: Dena Cushenberry

Principal: Rich Shepler

Athletic Director: Marques Clayton

Asst. Athletic Director: Susan Downey

Head Coach: Jayson West

Assistant Coaches: Rob Robertson,

Russ Mann, Scott Fischer,

Richard Benberry, Rick Carrico, Tim Feezle,

Todd Wellmann, Jamaal Herring,

Ryan Barclay, Sammie Williams,

Kevin Humphrey Jr., Desmond Tardy,

Charles Love, Rex Roeder, Tim Kegley,

Zac Moore, Bryan Stallings, Jovan Joyner,

David Weitz, Kevin Humphrey Sr.,

Steve McClain, Malcolm Bunnell,

Victor Stallworth, Derek Loyal, Simon Lee,

Larry Willen

Student Managers: Jasmine Davis,

Kayla Hughes, Tierra Porter, Ciarra Hale,

Abbi Turner

Offensive Formation: Multiple

Defensive Formation: 3-4

Colors: Black and Gold

Conference: Metropolitan Interscholastic

Enrollment: 3,646

Last Year's W-L Record: 5-6

Season Results (10-3)

8/23 Center Grove L 10-21

8/30 Indpls. Cathedral W 42-28

9/6 at Lawrence North W 54-14

9/13 at Ben Davis W 24-7

9/20 North Central (Indpls.) W 28-26

9/27 Pike L 28-38

10/4 at Carmel L 15-21

10/11 at Lawrence Central W 28-7

10/18 Cincinnati St. Xavier (OH) W 34-28

Sectional

10/25 Lawrence Central W 14-0

11/1 at North Central (Indpls.) W 14-7

Regional

11/8 at Pike W 24-21

Semi-State

11/15 Center Grove W 12-7

Warren Central Depth Chart

Offense

Pos.	No.	Name
QB	2	Jeff George Jr.
LT	71	Tyler Young
LG	57	Hayden Galyean
OC	54	Tre Akers
RG	59	Phil Gegner
RT	65	D'Andre Wilkerson
FB	46	Marcus Mason
FB	4	Adrian Smith
RB	25	Tirone Young
RB	32	Cliff Thomas
TE	82	Zach Gegner
FL	35	Jay Coe
WR	17	Darius Lee
WR	11	Dakota Gillespie

Specialists

Pos.	No.	Name
Punter	39	Drew Summeier
Placekicker	95	Max Hernandez
Kickoffs	95	Max Hernandez
Long Snapper	82	Zach Gegner
Holder	39	Drew Summeier
Punt Returns	35	Jay Coe
Kickoff Returns	17	Darius Lee/Jay Coe

Defense

Pos.	No.	Name
DT	95	Max Hernandez
DE	93	Darion Howard
DE	99	Noah Perdue
DT	77	Cameron Peterson-Thomas
NG	75	Jasion Brogan
ILB	51	Katrell Moss
ILB	24	Nikko Pickens
S	18	Mykelti Williams
S	1	Markeeth Stokes
CB	20	Steven Bledsoe
CB	27	Willie Wesby
DB	9	Vito Tupea

Warren Central Head Coach Jayson West

Name: Jayson West

Age: 42

Spouse's Name: Tori West

Years Married: 9

Children's Names and Ages: Bo Evan – 6, Kye Micah – 3, Ryn Olivia 3

Current Occupation and Employer: Teacher/Coach Warren Central HS

No. of Yrs.:1

If a teacher, what subjects and grades do you teach: Athletic Weight Training 9-12

Education:

College: Ball State University

Year Graduated: 1995

Degree(s) / Major: History

High School: Triton Central

Year Graduated: 1990

Athletic Participation

Sport	High School Years	College Years
Football	1986-1989	1990-1993 (Hanover College)

As A High School Or College Player, Have You Ever Competed In A State Or National Championship Event In Any Sport? If Yes, Please Give Details:

Lawrence Central High School – 2010 5A State Runners Up, 2012 5A State Champions

Coaching Experience (Football Only)

Number of Years as Varsity Head Coach at Current School (ie: 5 years): 1

Actual Years as Varsity Head Coach at Current School (ie: 1996-2000): 1

Won-Loss Record as Varsity Head Coach at Current School: 10-3

Overall Varsity Head Coaching Record: 62-15

Please list below where you've coached during your career starting with your current position:

School	Head / Asst.	No. of Years	Actual Years
Warren Central	Head	1	2013
Lawrence Central HS	Asst. & Head	6	2007-2012
Triton Central HS	Asst.	5	2002-2006
Sebring HS	Asst.	2	2000-2001
Center Grover HS	Asst.	1	1999

Tournament Championships (As the Varsity Head Coach, list years your team won):

Sectional: 2013

Regional: 2013

Semi-State: 2013

State Championship: