



Indiana High School Athletic Association, Inc.  
9150 N. Meridian Street, P.O. Box 40650, Indianapolis, Indiana 46240-0650

Phone: (317) 846-6601 FAX: (317) 575-4244 www.ihsaa.org

# NEWS RELEASE

## Live Television Coverage

Each state championship game will be air exclusively on Fox Sports Indiana.



## Broadcast Assignments

### Class A

Greg Rakestraw, Play-by-Play  
Bob Lovell, Color Analyst  
Chris May, Sideline Reporter

### Class 2A

Greg Rakestraw, Play-by-Play  
Bob Lovell, Color Analyst  
Chris May, Sideline Reporter

### Class 3A

Jerry Baker, Play-by-Play  
Mike Broughton, Color Analyst  
Greg Rakestraw, Sideline Reporter

### Class 4A

Jerry Baker, Play-by-Play  
Mike Broughton, Color Analyst  
Greg Rakestraw, Sideline Reporter

## IHSAAtv.org

For viewers outside of the Fox Sports Indiana coverage area, a live stream will be available at IHSAAtv.org. For those within the FSI coverage area, the stream will be available only on delayed basis following the conclusion of the telecast.

## The 104th Annual IHSAA Boys Basketball State Finals presented by the Indiana Pacers & Indiana Fever

Saturday, March 29, 2014

Bankers Life Fieldhouse, Indianapolis, Ind.

### Session I

**Class A** | Barr-Reeve (26-1) vs. Marquette Catholic (19-6) | **10:30 am ET**

**Class 2A** | Park Tudor (23-4) vs. Westview (23-4) | **Approx. 12:45 pm ET**

### Session II

**Class 3A** | Greensburg (27-1) vs. Bowman Academy (22-4) | **6 pm ET**

**Class 4A** | Ind. Arsenal Technical (26-2) vs. Lake Central (22-3) | **Approx. 8:15 pm ET**

**TICKETS:** \$15.00 per session.

Reserved tickets can be purchased at the participating schools the week of the state finals. Contact those schools for ticket distribution hours. Any remaining tickets will be available game day at the Bankers Life Fieldhouse ticket office.

**PUBLIC ENTRANCE:** The public may enter from Pennsylvania Street or Delaware Street into a common lobby on the north side of Bankers Life Fieldhouse. Ticket office windows are located there.

**GATES OPEN:** Bankers Life

Fieldhouse will open its gates to fans beginning one hour prior to the start of each session -- 9:30 am ET and 5 pm ET. The venue will be cleared between the Class 2A and 3A games.

**DRIVING DIRECTIONS & PARKING:**

Visit [www.bankerslifefieldhouse.com](http://www.bankerslifefieldhouse.com)

HONORED TO SUPPORT  
INDIANA'S GAME  
AT ALL LEVELS



**PROUD PARTNERS OF THE IHSAA**

**TELEVISION:** All four state championship games will air live exclusively on Fox Sports Indiana.

**WEBCAST:** For viewers outside of the Fox Sports Indiana coverage area, a live stream will be available at IHSAAtv.org. For those within the FSI coverage area, the stream will be available only on delayed basis following the conclusion of the telecast.

**RADIO:** The IHSAA Champions Radio Network will broadcast all four games to affiliates statewide. A list of markets and frequencies is available on the next page. A detailed list of which games each affiliate will carry will be posted to IHSAA.org this week.

**SOUVENIR PROGRAMS:** Complimentary copies of the souvenir program may be obtained at each entrance gate to Bankers Life Fieldhouse.

## IHSAA Champions Radio Network

The network affiliates listed below will carry one or more of the four state championship games. Check [ihsaa.org](http://ihsaa.org) this week for further details.



### Broadcast Assignments

#### Class A

Michael Grady, Play-by-Play  
Jan Boser, Color Analyst  
Thad Vandeventer, Sideline Reporter

#### Class 2A

Michael Grady, Play-by-Play  
Jan Boser, Color Analyst  
Tony Donohue, Sideline Reporter

#### Class 3A

Will Haskett, Play-by-Play  
Bob Lovell, Color Analyst  
Tony Donohue, Sideline Reporter

#### Class 4A

Will Haskett, Play-by-Play  
Charlie Hall, Color Analyst  
Kent Sterling, Sideline Reporter

#### City

Anderson, IN  
Austin, IN  
Batesville, IN  
Bedford, IN  
Bedford, IN  
Berne, IN  
Boonville, IN  
Brazil/Terre Haute, IN  
Crawfordsville, IN  
Hammond, IN  
Hardinsburg, IN  
Huntingburg/Jasper, IN  
Indianapolis, IN  
Jasper, IN  
Jasper, IN  
Jeffersonville, IN  
Ligonier/Warsaw, IN  
Loogootee, IN  
Madison, IN  
Madison, IN  
Michigan City, IN  
Muncie, IN  
New Albany, IN  
New Castle, IN  
Orleans, IN  
Paoli, IN  
Plymouth, IN  
Richmond, IN  
Rochester, IN  
Rockville, IN  
Salem, IN  
Salem, IN  
Santa Claus, IN  
Seymour, IN  
Shelbyville, IN  
Shelbyville, IN  
Sullivan, IN  
Washington, IN  
Washington, IN  
Winchester, IN

#### Call Letters

WHBU 1240 AM  
WXKU 92.7 FM  
WRBI 103.9 FM  
WBIW 1340 AM  
WQRK 105.5 FM  
WZBD 92.7 FM  
WBNL 1540 AM  
WFNF 1130 AM  
WIMC 103.9 FM  
WJOB 1230 AM  
WKLO 96.9 FM  
WBDC 100.9 FM  
WFNI 1070 AM  
WITZ 104.7 FM  
WQKZ 98.5 FM  
WXVW 1450 AM  
WLEG 102.7 FM  
WRZR 94.5 FM  
WORX 96.7 FM  
WXGO 1270 AM  
WEFM 95.9 FM  
WTFN 1340 AM  
WNDA 1570 AM  
WLTJ 1550 AM  
WPHZ 102.5 FM  
WUME 95.3 FM  
WTCA 1050 AM  
WKBV 1490 AM  
WROI 92.1 FM  
WAXI 104.9 FM  
WSLM 1220 AM  
WSLM 97.9 FM  
WAXL 103.3 FM  
WZZB 1390 AM  
WSVX 96.5 FM  
WSVX 1520 AM  
WNDI 95.3 FM  
WAMW 107.9 FM  
WAMW 1580 AM  
WZZY 98.3 FM

## Media Information

**Bobby Cox**, Commissioner | [bcox@ihsaa.org](mailto:bcox@ihsaa.org)  
**Phil Gardner**, Assistant Commissioner/Tournament Administrator | [pgardner@ihsaa.org](mailto:pgardner@ihsaa.org)  
**Chris Kaufman**, Assistant Commissioner | [ckaufman@ihsaa.org](mailto:ckaufman@ihsaa.org)  
**Jason Wille**, Sports Information Director | [jwille@ihsaa.org](mailto:jwille@ihsaa.org)  
**Ashley Ernstberger**, Administrative Assistant to Phil Gardner | [aherman@ihsaa.org](mailto:aherman@ihsaa.org)  
**Toni Polizzi**, Communications Assistant | [tpolizzi@ihsaa.org](mailto:tpolizzi@ihsaa.org)

**CREDENTIALS:** The deadline for requests is **Thursday, March 27, 4 pm ET / 3 pm CT**. Credentials will not be granted after that time. For news media outlets intending to cover the boys basketball state finals, please apply for credentials by e-mailing your request (with name of individual applying) to IHSAA Sports Information Director Jason Wille at [jwille@ihsaa.org](mailto:jwille@ihsaa.org). E-mail requests MUST originate from a recognized business account; e-mails from personal accounts (ie: yahoo.com, aol.com, gmail.com, etc.) will not be accepted. Approved requests will be available for pickup inside the media entrance on game day. Credentials will not be mailed.

**MEDIA PARKING:** There is no designated parking area for media for this event though there are numerous parking options within a short distance of Bankers Life Fieldhouse. The Virginia Street parking garage, which charges a fee, is directly to the east of the venue.

**MEDIA WILL-CALL/ENTRANCE:** To gain admittance, the 2013-14 IHSAA Boys Basketball State Finals Media Credential is required. The entrance is on the southeast side of Bankers Life Fieldhouse adjacent to Delaware Street. The door is marked for Employees and Media and is located at the opposite end of the building from the public entrance. Credentials may be claimed beginning at 8 am ET for the first session and at 4 pm ET for the second session. Please have identification available and be prepared to have bags and equipment checked by security officials.

**MEDIA WORKROOM:** As in previous years, the media workroom at Bankers Life Fieldhouse will be open all day and be available to working media members. The work area contains complimentary wireless internet access and hospitality will be available.

**BROADCAST PHONE LINES:** Electronic media requiring phone line installation should contact Amy Rensink of 360 Group for an order form as soon as possible. Rensink may be reached at 317-633-1456 or via e-mail at [amy@360grouponline.com](mailto:amy@360grouponline.com).

**WIRELESS ACCESS:** Complimentary wireless service is provided for all attending media. Instructions are posted inside the media workroom. For media seeking a wired Internet connection or other dedicated service at Bankers Life Fieldhouse, please contact Kevin Messenger AND Doug Weitkamp to make advance arrangements. They may be reached at [kmessenger@pacers.com](mailto:kmessenger@pacers.com) and [dweitkamp@pacers.com](mailto:dweitkamp@pacers.com).

**SEAT ASSIGNMENTS:** Except where permanent lines have been installed for those that have ordered them, an open seating policy will be used along press row.

**RESULTS & STATISTICS:** Live stats for each game will be available on the IHSAA website. Stats and box scores will be distributed at halftime and post-game as well as in the media work room.

**LOCKER ROOM ACCESS:** No one except tournament workers and team members will have access to the inner hallways where locker rooms are located.

**NO CHILDREN, PLEASE:** With the exception of high school students representing their school's newspaper, yearbook, radio or television station, and who have a team participating, no young people or children will be issued media credentials or be allowed in the working media area.

**LIVE TELEVISION CUT-INS:** Spot news reports showing live game action is prohibited. Stand-up reports for newscasts are permitted from inside the building provided that no live action is shown.

#### POST-GAME GUIDELINES

With the exception of the IHSAA's Radio, Television, Internet and Photography partners, all media members are asked to remain off the playing floor and behind the ropes during the post-game awards ceremonies.

The post-game ceremonies order will be as follows:

- Mental Attitude Award presentation
- Runner-Up medals and trophy presentation
- Championship medals and trophy presentation
- Team Photographs by Visual Sports Network

**Following the Class A, 2A and 3A awards ceremonies**, coaches and selected players will be escorted to the Media Interview Room for a formal press conference which is located on playing floor level just off the media entrance elevator. We ask your assistance to use the press conference as the appropriate time to conduct interviews. The runner-up team coach and selected players will go first followed by the championship team coach and players.

**Because of newspaper deadline issues at the end of the 4A contest**, no press conference will be scheduled and news media will be allowed to conduct interviews on and around the floor after the awards ceremonies.

Below are the top 50 teams in the state and their averages for scoring, points against and average margin of victory. Schools in the state finals are listed in bold. Information courtesy of John Harrell's Indiana High School Basketball website.

#### OFFENSIVE SCORING AVERAGE

<b>1. Park Tudor {2A}</b>	<b>81.96</b>
2. Indy Marshall {3A}	79.64
3. Marion {4A}	79.61
4. Indy Herron {3A}	78.58
5. Ev. Reitz {4A}	77.77
<b>6. Bowman Academy {3A}</b>	<b>77.69</b>
<b>7. Indy Tech {4A}</b>	<b>77.04</b>
<b>8. Greensburg {3A}</b>	<b>76.18</b>
9. Indy Attucks {2A}	75.04
10. Columbus Chr. {1A}	73.92
11. Traders Point {1A}	73.65
12. Gary Wallace {3A}	73.56
13. Indy Howe {2A}	73.48
14. Cass {2A}	73.20
15. FW North {4A}	72.46
16. Logansport {4A}	72.20
17. Ev. Bosse {3A}	72.05
18. Prov. Cristo Rey {1A}	71.71
19. Horizon Christian {1A}	71.61
20. Gary 21st Century {1A}	71.10
21. Castle {4A}	71.09
22. SB Adams {4A}	70.76
23. Columbus North {4A}	70.50
24. Liberty Christian {1A}	70.44
25. Hamilton SE {4A}	70.07
26. Northeastern {2A}	69.96
27. Lighthouse CPA {3A}	69.71
28. Brownstown {3A}	69.50
Frankton {2A}	69.50
30. LaPorte LaLumiere {1A}	69.29
<b>31. MC Marquette {1A}</b>	<b>68.96</b>
Penn {4A}	68.96
33. Batesville {3A}	68.86
34. Wapahani {2A}	68.33
35. Jeffersonville {4A}	68.26
36. Elk. Christian {1A}	68.23
37. Cloverdale {2A}	68.19
38. Western {3A}	67.64
39. Madison {3A}	67.60
<b>40. Lake Central {4A}</b>	<b>67.56</b>
41. Leo {3A}	67.52
42. Hamm. Noll {2A}	67.48
43. N. Central (Indy) {4A}	67.30
44. Indy Northwest {4A}	67.05
45. FW Wayne {4A}	67.05
46. Ev. Harrison {4A}	66.65
47. Greenwood Chr. {1A}	66.60
48. Munster {4A}	66.40
49. Indy Manual {2A}	66.17
50. SB St. Joseph's {3A}	66.16

#### DEFENSIVE SCORING AVERAGE

<b>1. Barr-Reeve {1A}</b>	<b>39.89</b>
2. Bloomfield {1A}	42.09
3. Jay County {4A}	42.10
4. Providence {2A}	42.27
5. Valparaiso {4A}	42.38
6. Connersville {4A}	42.39
7. Carmel {4A}	42.52
8. Orleans {1A}	42.65
9. Tri-County {1A}	42.83
10. Brownsburg {4A}	43.79
11. Wapahani {2A}	43.83
12. White River Vly. {1A}	43.95
13. Tipp. Valley {3A}	43.95
14. Southridge {3A}	44.00
15. Brownstown {3A}	44.21
16. Delphi {2A}	44.67
Lowell {4A}	44.67
18. Griffith {3A}	44.91
19. Covington {1A}	45.40
20. Zionsville {4A}	45.45
21. Kank. Valley {3A}	45.86
<b>22. Greensburg {3A}</b>	<b>45.93</b>
23. Warsaw {4A}	46.14
24. Frankton {2A}	46.17
25. Columbia City {3A}	46.43
26. Argos {1A}	46.48
27. Noblesville {4A}	46.57
28. Yorktown {3A}	46.59
29. W. Lafayette {3A}	46.71
30. Sullivan {2A}	46.73
31. Adams Central {2A}	46.77
32. Plymouth {4A}	46.95
33. Northeastern {2A}	47.36
34. Pendleton Hts. {4A}	47.38
35. Borden {1A}	47.38
36. Jimtown {3A}	47.43
<b>37. Lake Central {4A}</b>	<b>47.60</b>
38. Rensselaer {2A}	47.74
39. Loogootee {1A}	47.90
40. Oregon-Davis {1A}	47.95
41. Boone Grove {2A}	48.00
42. Triton {1A}	48.10
43. Knightstown {2A}	48.14
44. Portage {4A}	48.29
45. Elk. Christian {1A}	48.41
46. Linton {2A}	48.52
47. Franklin {4A}	48.65
48. Silver Creek {3A}	48.75
49. New Haven {3A}	48.96
50. Corydon {3A}	49.00
NorthWood {3A}	49.00

#### AVERAGE MARGIN OF VICTORY

<b>1. Greensburg {3A}</b>	<b>30.25</b>
2. Brownstown {3A}	25.29
3. Wapahani {2A}	24.50
4. Indy Herron {3A}	24.29
5. Frankton {2A}	23.33
6. Northeastern {2A}	22.60
<b>7. Park Tudor {2A}</b>	<b>21.85</b>
<b>8. Barr-Reeve {1A}</b>	<b>21.33</b>
9. Liberty Christian {1A}	20.89
<b>10. Lake Central {4A}</b>	<b>19.96</b>
11. Elk. Christian {1A}	19.82
12. Cass {2A}	18.08
<b>13. Indy Tech {4A}</b>	<b>17.93</b>
14. FW North {4A}	17.69
15. Hamm. Noll {2A}	17.68
16. Marion {4A}	16.87
17. Corydon {3A}	16.48
18. Hamilton SE {4A}	15.70
19. NorthWood {3A}	15.50
20. Ev. Reitz {4A}	15.32
21. Columbus North {4A}	15.27
22. Carmel {4A}	15.17
23. Penn {4A}	14.96
24. Richmond {4A}	14.76
25. Columbus Chr. {1A}	14.62
26. Batesville {3A}	14.50
27. Lighthouse CPA {3A}	14.47
28. LaPorte LaLumiere {1A}	14.00
29. Traders Point {1A}	13.88
30. Munster {4A}	13.88
31. Mooresville {4A}	13.78
<b>32. Bowman Academy {3A}</b>	<b>13.69</b>
33. Union County {2A}	13.63
34. Guerin Catholic {3A}	13.58
<b>35. MC Marquette {1A}</b>	<b>13.52</b>
36. Sullivan {2A}	13.36
37. Switzerland Co. {2A}	13.32
38. Danville {3A}	13.23
39. Covington {1A}	13.15
40. Indy Sccecina {2A}	13.08
41. Clarksville {2A}	12.92
42. McCutcheon {4A}	12.86
43. Culver Academy {3A}	12.68
44. Norwell {3A}	12.54
45. Cloverdale {2A}	12.48
Kouts {1A}	12.48
47. Brownsburg {4A}	12.21
48. New Haven {3A}	12.17
Orleans {1A}	12.17
50. Hamilton Hts. {3A}	12.09

**Final Associated Press Poll  
March 3, 2014**

(Includes end of regular season records)

**Class 4A**

1. Carmel (15)	19-1	316
<b>2. Indianapolis Arsenal Technical</b>	<b>20-2</b>	<b>270</b>
3. Hamilton Southeastern	19-3	254
4. Fort Wayne North Side	21-1	215
5. Brownsburg	18-2	186
6. Penn (1)	19-1	184
7. Richmond	19-2	119
<b>8. Lake Central</b>	<b>16-3</b>	<b>102</b>
9. North Central (Indianapolis)	15-6	87
10. Indianapolis Cathedral	16-6	63

Others: Northridge 29, Marion 28, Evansville Reitz 27, Lawrence Central 14, Mooresville 13, Columbus North 7, South Bend Washington 6.

**Class 3A**

<b>1. Greensburg (14)</b>	<b>21-1</b>	<b>316</b>
2. Guerin Catholic (1)	18-3	278
<b>3. Bowman Academy (1)</b>	<b>16-4</b>	<b>244</b>
4. New Haven	18-3	191
5. NorthWood	18-2	167
6. Corydon Central	18-3	161
7. Brownstown Central	18-3	154
8. Batesville	17-3	137
9. Brebeuf Jesuit	14-5	133
10. Hamilton Heights	17-3	64

Others: Southridge 31, Danville 20, Madison 18, Norwell 6.

**Class 2A**

<b>1. Park Tudor (10)</b>	<b>18-4</b>	<b>294</b>
2. Clarksville (2)	18-2	278
3. Wapahani (4)	20-1	266
4. Frankton	19-2	213
5. Hammond Bishop Noll	18-3	195
6. Cloverdale	19-1	160
7. Cass	17-2	138
8. Crawford County	18-3	113
9. Indianapolis Scecina	16-5	111
10. Northeastern	19-2	109

Others: Switzerland County 18, Speedway 13, Woodlan 6, Eastern Hancock 6.

**Class A**

<b>1. Barr-Reeve (16)</b>	<b>20-1</b>	<b>320</b>
2. Covington	18-1	284
<b>3. Marquette Catholic</b>	<b>14-6</b>	<b>238</b>
4. Elkhart Christian	16-4	205
5. Kouts	15-4	179
6. Christian Academy of Indiana	14-4	144
7. Lafayette Central Catholic	12-8	132
8. Orleans	15-6	121
9. Borden	16-4	109
10. Liberty Christian	15-6	65

Others: Fort Wayne Blackhawk 48, Triton 34, Rossville 22, Tri-County 7, 21st Century - Gary 6, Washington Township 6.

**Final IBCA Poll  
March 2, 2014**

(Includes end of regular season records)

1. Carmel (22)	19-1	440
<b>2. Indianapolis Arsenal Technical</b>	<b>20-2</b>	<b>396</b>
3. Hamilton Southeastern	19-3	388
<b>4. Greensburg</b>	<b>21-1</b>	<b>353</b>
5. Fort Wayne North Side	21-1	348
6. Penn	19-1	320
7. Brownsburg	18-2	296
<b>8. Lake Central</b>	<b>16-3</b>	<b>279</b>
9. Richmond	19-2	260
10. Guerin Catholic	18-3	217
<b>11. Park Tudor</b>	<b>18-4</b>	<b>183</b>
12. Marion	17-4	171
13. Columbus North	19-5	157
<b>14. Bowman Academy</b>	<b>16-4</b>	<b>132</b>
15. Munster	18-4	110
16. North Central (Indianapolis)	15-6	86
17. Northridge	18-2	83
18. Mooresville	18-4	62
19. Indianapolis Cathedral	16-6	57
<b>20. Barr-Reeve</b>	<b>20-1</b>	<b>48</b>

Others: Batesville, Bloomington North, Brebeuf Jesuit, Brownstown Central, Chesterton, Clarksville, Columbus East, Corydon Central, Covington, Evansville Reitz, Frankton, Hammond Bishop Noll, Kokomo, Lawrence Central, Lawrence North, McCutcheon, Michigan City, New Haven, Northeastern, NorthWood, Pike, South Bend Washington, Southport, Valparaiso, Wapahani.

**State Tournament Leaders**

**IHSAA State Championships**

1. Muncie Central, 8
- T2. Marion, 7
- T2. Washington, 7
- T4. Frankfort, 4
- T4. Lawrence North, 4

**IHSAA State Runners-Up**

- T1. Anderson, 7
- T1. Muncie Central, 7
3. Lafayette Jefferson, 6
4. Kokomo, 5
- T5. Harding, 4
- T5. Indianapolis Arsenal Technical, 4**

**IHSAA State Championship Game Appearances**

1. Muncie Central, 15
2. Anderson, 10
- T3. Lafayette Jefferson, 9
- T3. Marion, 9
5. Washington, 7

**IHSAA State Finals Appearances**

- T1. Anderson, 24
- T1. Muncie Central, 24
- T3. Lafayette Jefferson, 20
- T3. Marion, 20
5. Kokomo, 19

**IHSAA State Championships by a Coach**

1. Bill Green, Indianapolis Washington, Marion, 6
- T2. Everett Case, Frankfort, 4
- T2. Marion Crawley, Washington, Lafayette Jefferson, 4
- T2. Glenn Curtis, Lebanon, Martinsville, 4
- T2. Jack Keefer, Lawrence North, 4

HONORED TO SUPPORT  
**INDIANA'S GAME**  
AT ALL LEVELS



**PROUD PARTNERS OF THE IHSAA**



## IHSAA Boys Basketball State Finals Countdown to Tip-Off

### Class A State Championship Game

Time of Day	Time on Clock	Activity
10:10 am ET	20:00	Warm-Up Begins
10:30 am	0:00	Teams to be Present on the Floor
10:31 am	0:00	<i>"Back Home Again in Indiana"</i>
10:33 am	0:00	Presentation of the Colors and National Anthem
10:35 am	0:00	Visiting Team Introductions
10:36 am	0:00	Home Team Introductions
10:37 am	8:00	Tip-Off

### Class 2A State Championship Game

Time of Day	Time on Clock	Activity
TBD	20:00	Warm-Up Begins
	0:00	Teams to be Present on the Floor
	0:00	Pre-Game Announcements
	0:00	Visiting Team Introductions
	0:00	Home Team Introductions
TBD	8:00	Tip-Off

### Class 3A State Championship Game

Time of Day	Time on Clock	Activity
5:40 pm ET	20:00	Warm-Up Begins
6:00 pm	0:00	Teams to be Present on the Floor
6:01 pm	0:00	<i>"Back Home Again in Indiana"</i>
6:03 pm	0:00	Presentation of the Colors and National Anthem
6:05 pm	0:00	Visiting Team Introductions
6:06 pm	0:00	Home Team Introductions
6:07 pm	8:00	Tip-Off

### Class 4A State Championship Game

Time of Day	Time on Clock	Activity
TBD	20:00	Warm-Up Begins
	0:00	Teams to be Present on the Floor
	0:00	Pre-Game Announcements
	0:00	Visiting Team Introductions
	0:00	Home Team Introductions
TBD	8:00	Tip-Off

## Class A State Finalist Team Notes

*Barr-Reeve and Marquette Catholic both chasing dreams of first state championship*

### Team Statistical Comparison

Barr-Reeve	Category	Marquette Catholic
51.8	FG Percentage	57.2
37.4	3-Pt. FG Percentage	32.2
70.1	FT Percentage	69.4
26.7	Rebound Average	31.1
61.2	Points Per Game	69.0
39.9	Points Allowed Per Game	55.4
+21.3	Points Differential	+13.6

#### Barr-Reeve Vikings

**AP Poll (Four Classes):** 1st  
**IBCA Coaches Poll (Single Class):** 20th

- Barr-Reeve chasing first boys basketball state championship and returning to the state finals for second time in five years.
- Vikings have won 17 straight games. Closest game was a nine-point win over conference rival Northeast Dubois for the regional championship on March 15.
- Vikings are the top-rated team in the Associated Press Class A poll and the lead the state in fewest points allowed at 39.9 ppg.
- Team ranks eighth in state in margin of victory defeating opponents by 21.3 ppg. During 16-game win streak, Barr-Reeve has outscored opponents 67.8-41.6 ppg.
- Saturday's game vs. third-ranked Marquette Catholic will be the first ranked team Barr-Reeve has faced this tournament.
- 18-0 vs. other Class A teams, 4-0 vs. 2A teams and 3-0 vs. 3A teams this season. Lone loss this season came to Elizabethtown (Ky.) on Jan. 11.
- In 22 years at Barr-Reeve and 29 overall, coach Bryan Hughes' 497 wins is ninth-most in state history among active coaches.
- Champions of the Blue Chip Conference with an 8-0 record.
- Seeking second state title after volleyball team made history with school's first state championship in any sport on Nov. 9.

#### Boys Basketball State Tournament History

**IHSAA Member School Since:** 1965

**First State Tournament:** 1966

Runner-Up: **(3)** 2002 (A), 2007 (A), 2010 (A)

Appearances: **(4)** 2002 (A), 2007 (A), 2010 (A), 2014 (A)

Semi-State Champions: **(4)** 2002 (A), 2007 (A), 2010 (A), 2014 (A)

Regional Champions: **(4)** 2002 (A), 2007 (A), 2010 (A), 2014 (A)

Sectional Champions: **(12)** 1980, 1987, 1992, 1994, 1997, 1999 (A), 2002 (A), 2007 (A), 2008 (A), 2010 (A), 2013 (A), 2014 (A)

#### School's IHSAA State Championship History (1)

Volleyball: **(1)** 2013 (A)

#### Marquette Catholic Blazers

**AP Poll (Four Classes):** 3rd  
**IBCA Coaches Poll (Single Class):** NR

- Marquette Catholic making its first appearance in the boys basketball state finals in school history.
- First Michigan City school to advance to the state finals since Michigan City Elston won the 1966 state championship.
- Blazers captured first regional and semi-state crowns this season and also won just its second sectional title in school history (2000).
- Team to face second ranked team this tournament on Saturday. Defeated #10 Liberty Christian for the semi-state title and will face top-ranked Barr-Reeve for the state championship.
- Team was 8-6 at one point this season before winning 11 straight to advance to the state championship game. Outscored opponents 79.0-57.6 during the streak.
- Team is 5-0 vs. other Class A schools (all during state tournament), 5-1 vs. 2A schools, 5-2 vs. 3A schools and 1-0 vs. 4A schools.
- Champions of the Greater South Shore Conference with an 8-0 record this season.
- School known for its volleyball prowess having won nine state championships (second-most in state history) including six straight in Class A from 2004-2009.

#### Boys Basketball State Tournament History

**IHSAA Member School Since:** 1968

**First State Tournament:** 1969

State Finals Appearances: **(1)** First Appearance

Semi-State Champions: **(1)** 2014 (A)

Regional Champions: **(1)** 2014 (A)

Sectional Champions: **(2)** 2000 (A), 2014 (A)

#### School's IHSAA State Championship History (9)

Volleyball: **(9)** 1999 (A), 2000 (A), 2001 (A), 2004 (A), 2005 (A), 2006 (A), 2007 (A), 2008 (A), 2009 (A)

# Class 2A State Finalist Team Notes

Top-ranked Park Tudor to face surprising Westview team for 2A crown

## Team Statistical Comparison

Park Tudor	Category	Westview
56.3	FG Percentage	52.5
40.3	3-Pt. FG Percentage	38.5
71.5	FT Percentage	70.3
35.4	Rebound Average	25.3
82.0	Points Per Game	60.6
60.1	Points Allowed Per Game	49.2
+21.9	Points Differential	+ 11.4

### Park Tudor Panthers

AP Poll (Four Classes): 1st  
IBCA Coaches Poll (Single Class): 11th

- Top-ranked Park Tudor aiming for third boys basketball state championship in four seasons.
- Panthers making fourth appearance in Class 2A state title game in five years.
- Team leads the state in scoring at 82.0 points per game. It's margin of victory of 21.9 ppg ranks eighth in state.
- Park Tudor led by Indiana Mr. Basketball candidate and Xavier-bound Trevon Bluiett who leads the state in scoring at 35.6 ppg. Bluiett has scored 40+ points in eight games including a season-high 54 vs. Covenant Christian (Indpls.) on Dec. 14.
- Team is 13-0 this season vs. other Class 2A teams, 2-1 vs. 3A teams and 5-3 vs. 4A teams.
- One of its four losses on the season came to Class 4A state finalist Indianapolis Arsenal Technical, a 95-88 overtime decision on Jan. 4.
- Defeated two ranked teams along tournament trail: #9 Indianapolis Scecina for sectional title and #2 Clarksville for semi-state crown.
- First year head coach Kyle Cox also serves as school's Assistant Athletic Director.

### Boys Basketball State Tournament History

IHSAA Member School Since: 1979

First State Tournament: 1980

State Champion: (2) 2011 (2A), 2012 (2A)

Runner-Up: (1) 2010 (2A)

Appearances: (4) 2010 (2A), 2011 (2A), 2012 (2A), 2014 (2A)

Semi-State Champions: (4) 2010 (2A), 2011 (2A), 2012 (2A), 2014 (2A)

Regional Champions: (5) 2001 (A), 2010 (2A), 2011 (2A), 2012 (2A), 2014 (2A)

Sectional Champions: (6) 2001 (A), 2007 (2A), 2010 (2A), 2011 (2A), 2012 (2A), 2014 (2A)

### School's IHSAA State Championship History (16)

Baseball: (1) 1999 (A)

Boys Basketball: (2) 2011 (2A), 2012 (2A)

Boys Tennis: (7) 1990, 1996, 1997, 1998, 2002, 2006, 2009

Girls Tennis: (6) 1998, 2000, 2005, 2006, 2007, 2008

### Westview Warriors

AP Poll (Four Classes): NR  
IBCA Coaches Poll (Single Class): NR

- Westview playing for school's third boys basketball state championship and making first appearance in state finals in 14 years.
- School is a 48-year old consolidation of Shipshewana-Scott and Topeka is in southwestern LaGrange County, about 20 miles southeast of Elkhart.
- Only LaGrange County school to ever appear in a boys basketball state finals.
- Saturday's game will be the third ranked team Westview has faced this tournament. Defeated #5 Hammond Bishop Noll in double OT in regional semis and topped #7 Lewis Cass for semi-state championship.
- Warriors are 11-1 vs. other Class 2A teams, 7-2 vs. 3A teams and 3-1 vs. 4A teams this season.
- Team has reeled off 12 straight victories since a two-point loss to conference rival Prairie Heights on Feb. 13.
- Shared the Northeast Corner Conference championship with Prairie Heights with a 9-1 record this season.

### Boys Basketball State Tournament History

IHSAA Member School Since: 1966

First State Tournament: 1967

State Champion: (2) 1999 (2A), 2000 (2A)

Appearances: (3) 1999 (2A), 2000 (2A), 2014 (2A)

Semi-State Champions: (3) 1999 (2A), 2000 (2A), 2014 (2A)

Regional Champions: (5) 1999 (2A), 2000 (2A), 2006 (2A), 2008 (2A), 2014 (2A)

Sectional Champions: (17) 1973, 1976, 1979, 1986, 1987, 1989, 1991, 1992, 1994, 1999 (2A), 2000 (2A), 2006 (2A), 2008 (2A), 2009 (2A), 2011 (2A), 2012 (2A), 2014 (2A)

### School's IHSAA State Championship History (2)

Boys Basketball: (2) 1999 (2A), 2000 (2A)

# Class 3A State Finalist Team Notes

*Two defending champions to meet for the first time*

## Team Statistical Comparison

Greensburg	Category	Bowman
56.0	FG Percentage	50.1
43.8	3-Pt. FG Percentage	54.1
75.0	FT Percentage	36.1
27.2	Rebound Average	33.1
76.2	Points Per Game	77.7
45.9	Points Allowed Per Game	64.0
+30.3	Points Differential	+ 13.7

### Greensburg Pirates

**AP Poll (Four Classes): 1st**  
**IBCA Coaches Poll (Single Class): 4th**

- Defending Class 3A champion Greensburg will make its second straight appearance in the boys basketball state finals.
- For second year in a row, team is riding a 14-game winning streak heading into the state championship game. Only loss of the season was a two-point OT decision at home to Madison on Jan. 24.
- Greensburg ranks 8th in state in scoring at 76.2 ppg, 22nd in points allowed at 45.9 ppg and first in margin of victory at 30.3 ppg. State record for margin of victory is 31.9 ppg set by Darlington in 1969-70.
- This year's Pirates will face third top eight foe of the tournament in #3 Bowman on Saturday. Defeated #8 conference rival Batesville for the sectional championship and rallied to beat #2 Guerin Catholic for the semi-state crown. A year ago, Greensburg beat five top eight teams during the state tournament.
- The Pirates' 1931 state finals appearance pre-dates the use of semi-states in the tournament so Saturday's victory was their second semi-state championship. Semi-states were first used in 1936. In 1931, 16 teams advanced to the two-day state finals at Hinkle Fieldhouse. Greensburg lost its opening round game on Friday evening to Terre Haute Wiley, 31-18.
- Head coach Stacy Meyer led Southwestern (Shelbyville) to a Class A state runner-up finish in 2003. He is one of 10 coaches to take two different schools to a state championship game.
- Champions of the Eastern Indiana Conference with a 7-0 record.
- Besides basketball, the school's only other state championship game appearance resulted in a Class 2A state runner-up finish for the softball team in 1998.
- For all but one year (1913-14), Greensburg has been a continuous IHSAA member school since 1905.

### Boys Basketball State Tournament History

**IHSAA Member School Since:** 1905

**First State Tournament:** 1916

State Champion: **(1)** 2013 (3A)

State Finals Appearances: **(3)** 1931, 2013 (3A), 2014 (3A)

Semi-State Champions: **(2)** 2013 (3A), 2014 (3A)

Regional Champions: **(8)** 1931, 1937, 1966, 1967, 1984, 2009 (3A), 2013 (3A), 2014 (3A)

Sectional Champions: **(39)** 1927, 1929, 1930, 1931, 1932, 1933, 1936, 1937, 1938, 1942, 1943, 1944, 1945, 1948, 1949, 1950, 1953, 1954, 1955, 1960, 1962, 1963, 1966, 1967, 1977, 1980, 1981, 1982, 1984, 1986, 1989, 1990, 1993, 2001 (3A), 2009 (3A), 2010 (3A), 2012 (3A), 2013 (3A), 2014 (3A)

### School's IHSAA State Championship History (1)

Boys Basketball: **(1)** 2013 (3A)

### Bowman Academy Eagles

**AP Poll (Four Classes): 3rd**  
**IBCA Coaches Poll (Single Class): 14th**

- Bowman Academy, last year's Class 2A titleist, playing in third consecutive state finals. Team aiming for second consecutive state championship, first in Class 3A and third overall in five seasons.
- Eagles attempting to become first boys basketball team to win a state championship in three different classifications. Team is playing up one classification via the Tournament Success Factor points accumulated over the previous two seasons.
- Since the class era began in 1998, this is the first time two returning state champions have played for a state title.
- Rank sixth in the state in scoring at 77.7 ppg.
- Bowman will face their first ranked team of the tournament in top-ranked Greensburg on Saturday. They defeated four top 10 teams a year ago on their way to the Class 2A state title.
- Team defeated both Class 4A state finalist teams earlier this season. Eagles defeated Indianapolis Tech 68-64 in season opener on Nov. 29 and won at Lake Central 63-58 on Dec. 13.
- Against a schedule of primarily 3A and 4A teams, Eagles have gone 9-0 against fellow 3A schools and 7-3 vs. 4A schools.
- Head coach Marvin Rea, also the school's athletic director, is 119-45 in seven years with the school. In 2010, he became second individual to win the Arthur L. Trester Mental Attitude Award as a player (1987, Gary Roosevelt) and go on to coach a team to a state championship. Jim Myers won the mental attitude award in 1939 as an Evansville Bosse player and then coached the Bulldogs to the 1962 state championship.

### Boys Basketball State Tournament History

**IHSAA Member School Since:** 2006

**First State Tournament:** 2009

State Champion: **(2)** 2010 (A), 2013 (2A)

Runner-Up: **(1)** 2012 (2A)

Appearances: **(4)** 2010 (A), 2012 (2A), 2013 (2A), 2014 (3A)

Semi-State Champions: **(4)** 2010 (A), 2012 (2A), 2013 (2A), 2014 (3A)

Regional Champions: **(4)** 2010 (A), 2012 (2A), 2013 (2A), 2014 (3A)

Sectional Champions: **(5)** 2009 (A), 2010 (A), 2012 (2A), 2013 (2A), 2014 (3A)

### School's IHSAA State Championship History (2)

Boys Basketball: **(2)** 2010 (A), 2013 (2A)



# Class 4A State Finalist Team Notes

Both Class 4A behemoths playing for school's first boys basketball state title

## Team Statistical Comparison

Arsenal Technical	Category	Lake Central
52.8	FG Percentage	50.2
36.7	3-Pt. FG Percentage	37.5
70.6	FT Percentage	62.7
--	Rebound Average	--
77.0	Points Per Game	67.6
59.1	Points Allowed Per Game	47.6
+17.9	Points Differential	+ 20.0

### Indianapolis Arsenal Technical Titans

AP Poll (Four Classes): 2nd  
IBCA Coaches Poll (Single Class): 2nd

- Indianapolis Arsenal Technical making seventh appearance overall in state finals and first since 1966 state runner-up season.
- Tech looking for school's first state championship in boys basketball with four runner-up finishes to its credit. Its four runner-up finishes is tied for fifth-most in state history.
- Titans become first Indianapolis Public School (IPS) team to play for state title since Indianapolis Broad Ripple won it all in 1980.
- Second meeting between two schools this season with Tech taking an 80-61 decision at home on Jan. 3.
- Team went 2-1 this season against other state finalist teams. Titans lost at 3A Bowman Academy 68-64 on Nov. 29 but defeated Lake Central on Jan. 3 followed by a 95-88 OT win over 2A Park Tudor the following day.
- Team ranks seventh in state in scoring at 77.0 ppg and 13th in margin of victory at 17.9 ppg.
- Tech is led by 6-10 Indiana Mr. Basketball candidate and Kentucky-bound Trey Lyles who averages 24.0 ppg and 12.9 rpg.
- Captured Indianapolis City Tournament with a 66-58 win over Indianapolis Cathedral on Jan. 30.
- School sits just northeast of downtown Indianapolis approximately 2.8 miles from Bankers Life Fieldhouse.
- Coach Jason Delaney would become seventh coach to win a state title at two different schools. He coached Waldron to the 2004 Class A crown. He is one of 10 coaches to take two different schools to the state finals.

### Boys Basketball State Tournament History

IHSAA Member School Since: 1915

First State Tournament: 1915

Runner-Up: (4) 1929, 1934, 1952, 1966

Appearances: (7) 1920, 1929, 1932, 1934, 1952, 1966, 2014 (4A)

Semi-State Champions: (3) 1952, 1966, 2014 (4A)

Regional Champions: (10) 1929, 1932, 1934, 1950, 1952, 1960, 1966, 1971, 1978, 2014 (4A)

Sectional Champions: (20) 1920, 1921, 1927, 1929, 1930, 1932, 1934, 1937, 1946, 1949, 1950, 1952, 1960, 1964, 1966, 1967, 1971, 1972, 1978, 2014 (4A)

### School's IHSAA State Championship History (9)

Baseball: (1) 1918

Boys Golf: (4) 1933, 1936, 1947, 1948

Boys Track: (1) 1922

Wrestling: (3) 1952, 1976, 1979

### Lake Central Indians

AP Poll (Four Classes): 8th  
IBCA Coaches Poll (Single Class): 8th

- Lake Central making second appearance in state finals and first in 30 years (1984).
- Four starters return for the Indians who are chasing school's first state title in boys basketball. That 1984 Lake Central team fell in the state semifinals to Vincennes Lincoln in the single class format.
- Second meeting between two schools this season with Tech taking an 80-61 decision at home on Jan. 3.
- Also fell at home to 3A finalist Bowman Academy 63-58 on Dec. 13.
- Saturday's game against Tech will be the second ranked team Lake Central has faced this tournament. Defeated #6 Penn for the regional crown on March 15, its first regional title since 1984.
- Team ranks 10th in state in margin of victory at 20.0 ppg and among state leaders in scoring at 67.6 ppg and points allowed at 47.6 ppg.
- Champions of the Duneland Athletic Conference with a 7-0 record this season.
- Coach Dave Milausnic was a sophomore defensive back on Highland High School's 5A state runner-up team in 1987.

### Boys Basketball State Tournament History

IHSAA Member School Since: 1966

First State Tournament: 1967

State Finals Appearances: (2) 1984, 2014 (4A)

Semi-State Champions: (2) 1984, 2014 (4A)

Regional Champions: (2) 1984, 2014 (4A)

Sectional Champions: (10) 1970, 1979, 1980, 1984, 1988, 1991, 1994, 1997, 2012 (4A), 2014 (4A)

### School's IHSAA State Championship History (7)

Baseball: (1) 2012 (4A)

Girls Basketball: (1) 1994

Boys Soccer: (1) 2010

Softball: (3) 1992, 2002 (3A), 2004 (4A)

Boys Swimming: (1) 1987



## Barr-Reeve Head Coach Bryan Hughes

Name: Bryan Hughes  
Employer: Barr-Reeve  
Occupation (If teacher, what subjects?): Careers/Business Teacher and Internship Coordinator

### Education

College: University of Indianapolis, Indiana State University  
Year Graduated: 1982 (U of I), 1985 (ISU)  
Degree(s) / Major(s): B.S. Business Administration, B.S. Business Education, M.S. Business Education  
High School: Covington High School  
Year Graduated: 1978

### Athletic Participation

Sport	Years in High School (ie:1978-82)	Years in College (ie: 1982-86)
Basketball	1974-1978	1978-1982
Baseball	1974-1978	
Football	1974-1977	

As A High School Or College Player, Have You Ever Competed In A State Or National Championship Event In Any Sport? If Yes, Please Give Details:

### Coaching Experience (Basketball Only)

Number of Years as Varsity Head Coach at Current School (ie: 5 years): 22 years  
Actual Years as Varsity Head Coach at Current School (ie: 1997-2001): 22 years  
Won-Loss Record as Varsity Head Coach at Current School: 384-141  
Overall Varsity Head Coaching Record: 497-189

Please list below where you've coached during your career:

School	Head/Asst.	No. of Years (ie: 5)	(ie: 1992-present)
North Vermillion	Head	3	1985-1988
Fountain Central	Head	4	1988-1992
Barr-Reeve	Head	22	1992-present

### Tournament Record

(As the Varsity Head Coach, list years your team won)

Sectional: 1987, 1989, 1990, 1991, 1994, 1997, 1999, 2002, 2007, 2008, 2010, 2013, 2014

Regional: 2002, 2007, 2010, 2014

Semi-State: 2002, 2007, 2010, 2014

State Championship:

### Something Interesting About You Personally or Professionally That People Might Not Know?

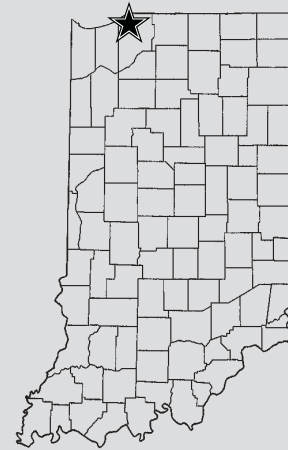
Played on and coached undefeated regular season teams...(1978) starting guard for undefeated regular season Covington High School 20-0 and coached undefeated regular season 20-0 Fountain Central High School (1991).

# Marquette Catholic Blazers

## Class A



Front Row (left to right): Nate Flores, Cortland Gillespie, Braxton Miller, Richie Mitchell, Jordan Raney;  
 Back Row: Head Coach Donovan Garletts, Asst. Coach Jordan Gallas, Asst. Coach Jim Bracewell, Mgr. Nick Karris,  
 Aramis Sims, Malcolm Reed, Asst. Coach Tommy Wilson, Ryan Fazekas, JoVonte Peals, Mgr. Nolan Cabella,  
 Head Mgr. Ian Smith, Asst. Coach John Fettig, Asst. Coach Fred Mooney.



### Team Facts

Town/City: Michigan City  
 County: LaPorte  
 Superintendent: Barbara O'Block  
 Principal: James White  
 Athletic Director: Anthony Mytas  
 Head Coach: Donovan Garletts  
 Assistant Coaches: Fred Mooney,  
 Jim Bracewell, Tommy Wilson, John Fettig,  
 Jordan Gallas  
 Student Managers: Ian Smith,  
 Nolan Cabella, Nick Karris  
 School Colors: Navy and Gold  
 Conference: Greater South Shore  
 Enrollment: 235  
 Starters Returning From Last Year: 4  
 Last Year's Final Won-Loss Record: 18-6

### Team Roster & Statistics

Lt.	Dk.	Name	Ht.	Gr.	Pos.	GP	FG-FGA	FG%	3FG%	FT%	APG	RPG	PPG
1	1	Richie Mitchell	6-0	12	G	24	85-137	.620	.341	.850	3.6	2.0	11.7
3	3	Braxton Miller	6-0	11	G	24	32-68	.471	.321	.774	3.1	1.8	8.9
4	4	Malcolm Reed	6-2	11	F	24	42-78	.538	.667	.475	0.4	2.7	4.8
5	5	Kyren Miller	5-10	10	G	23	19-28	.679	.313	.389	0.1	0.4	2.6
11	11	Jordan Raney	5-5	11	G	2	0-2	.000	.167	1.000	0.6	0.6	0.5
12	12	Cameron Hall	5-10	10	G	15	13-25	.520	.250	.500	0.5	2.1	2.4
13	13	Tommy Wilson	5-10	10	G	23	0-1	.000	.000	.000	0.1	0.3	0.0
22	22	Nathan Flores	5-10	12	G	24	84-140	.600	.413	.706	2.1	3.2	11.6
24	24	Cortland Gillespie	5-9	12	G	14	7-11	.636	.000	.944	0.5	.93	2.2
25	25	JoVonte Peals	6-3	11	F	24	61-102	.598	.385	.550	0.8	4.2	6.6
35	35	Tyshaun Smallwood	6-4	10	F	18	55-84	.655	.000	.513	0.6	7.0	7.2
40	40	Caleb Carnes	6-4	10	F	12	11-30	.367	.000	.750	0.3	2.2	2.1
44	44	Ryan Fazekas	6-8	11	G/F	21	75-136	.551	.277	.806	2.5	7.6	13.4

Team Totals / Percentages 493-862 .572 .322 .694 14.4 31.1 68.8

### State Finals History

First Appearance



Donovan Garletts  
 Head Coach  
 4th Year (54-38)

### Season Results (19-6)

11/26	vs. Rockridge (IL)	L	48-63
11/27	vs. Peoria Manual (IL)	L	42-54
11/30	North Newton	W	72-35
12/6	at Hanover Central	W	67-33
12/7	at Whiting	W	70-43
12/13	River Forest	W	81-37
12/21	at Bishop McNamara (IL)	W	61-51
12/28	at DeLaSalle (IL)	W	66-64
1/3	South Bend Saint Joseph	L	70-72
1/10	Hammond Bishop Noll	W	67-61
1/11	Andreon	L	40-49
1/18	at St. Ignatius (IL)	L	47-62
1/20	at Wheeler	W	63-41
1/22	Hammond Bishop Noll	L	67-81
1/31	at Lake Station Edison	W	60-57
2/7	at Gary Lew Wallace	W	98-93
2/14	at New Buffalo (MI)	W	86-38
2/21	Wheeler	W	100-59
2/22	Calumet	W	94-49
2/28	at Elkhart Memorial	W	63-60

### Morgan Township Sectional

3/7	Washington Township	W	75-62
3/8	21st Century Charter - Gary	W	72-57

### Triton Regional

3/15	FW Blackhawk Christian	W	70-49
3/15	North White	W	79-49

### Lafayette Jefferson Semi-State

3/22	Liberty Christian	W	72-61
------	-------------------	---	-------

## Marquette Catholic Head Coach Donovan Garletts

Name: Donovan Garletts  
Employer: Marquette Catholic High School  
Occupation (If teacher, what subjects?): Dean of Students

### Education

College: Indiana University  
Year Graduated: 2008/2010  
Degree(s) / Major(s): Sociology B.A./ Athletic Administration M.S.  
High School: Crown Point  
Year Graduated: 2005

### Athletic Participation

Sport	Years in High School (ie:1978-82)	Years in College (ie: 1982-86)
Basketball	2002-2005	
Baseball	2002-2005	

As A High School Or College Player, Have You Ever Competed In A State Or National Championship Event In Any Sport? If Yes, Please Give Details:

Assistant Coach for Bloomington South in 2009 when they won the state championship.

### Coaching Experience (Basketball Only)

Number of Years as Varsity Head Coach at Current School (ie: 5 years): 4  
Actual Years as Varsity Head Coach at Current School (ie: 1997-2001): 2010-2014  
Won-Loss Record as Varsity Head Coach at Current School: 54-38  
Overall Varsity Head Coaching Record: 54-38

Please list below where you've coached during your career:

School	Head/Asst.	No. of Years (ie: 5)	(ie: 1992-present)
Marquette Catholic	Head Coach	4	2010-present
Bloomington South	Assistant Coach	3	2006-2009

### Tournament Record 8-3

(As the Varsity Head Coach, list years your team won)

Sectional: 2000, 2014

Regional: 2014

Semi-State: N/A

State Championship: N/A

### Something Interesting About You Personally or Professionally That People Might Not Know?

Currently completing Doctoral work in Educational Leadership.

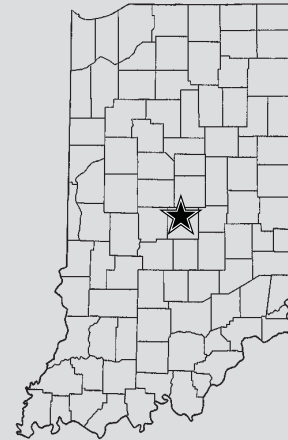


# Park Tudor Panthers

## Class 2A



Front Row (left to right): Nick Beeson, Kobe Webster, Austin Shelton, Alex Mack, Bryce Moore, Andy Foster, Dwayne Gibson, Sloan Stearman; Back Row: Asst. Coach Nolan Bernard, Asst. Coach Mike O'Bryan, Athletic Trainer Betsy Bradley, Brandon Tiassum, Evan Frank, Trevon Bluiett, Jaren Jackson, Asst. Coach Joey Burton, Asst. Coach Jim Melton, Head Coach Kyle Cox, Mgr. Andrew Stickney.



### Team Facts

**Town/City:** Indianapolis  
**County:** Marion  
**Superintendent:** Dr. Matthew Miller  
**Principal:** Debbie Everett  
**Athletic Director:** Brad Lennon  
**Assistant Athletic Directors:** Kyle Cox, Ann Kizer  
**Head Coach:** Kyle Cox  
**Assistant Coaches:** Jim Melton, Joey Burton, Mike O'Bryan, Nolan Bernard, Roy Hairston, Lane Waters  
**Student Managers:** Andrew Stickney, Layna Owens, Jameson Parker  
**School Colors:** Red and White  
**Conference:** Indiana Crossroads  
**Enrollment:** 413  
**Starters Returning From Last Year:** 4  
**Last Year's Final Won-Loss Record:** 21-3

### Team Roster & Statistics

Lt.	Dk.	Name	Ht.	Gr.	Pos.	GP	FG-FGA	FG%	3FG%	FT%	APG	RPG	PPG
3	3	Bryce Moore	6-2	11	G	27	71-178	.399	.444	.717	4.7	4.3	11.2
10	10	Kobe Webster	5-9	9	G	22	4-8	.500	.278	.800	0.8	0.4	1.4
12	12	Alex Mack	6-1	12	G	27	12-25	.480	.460	.556	0.7	1.9	8.6
13	13	Sloan Stearman	6-1	12	G	22	5-12	.417	.333	.666	0.3	0.6	1.5
15	15	Dwayne Gibson	6-4	11	F	26	73-128	.570	.435	.618	1.9	7.8	8.7
20	20	Evan Frank	6-8	11	F	23	43-69	.623	.000	.333	0.6	6.0	4.2
22	22	Trevon Bluiett	6-6	12	F	27	244-378	.646	.429	.814	3.4	11.4	35.6
23	23	Austin Shelton	5-11	12	G	26	67-118	.568	.309	.600	2.7	1.3	10.5
30	30	Andy Foster	6-3	12	G	15	3-3	1.00	.200	1.00	0.1	0.5	0.9
32	32	Jaren Jackson Jr.	6-6	9	F	19	5-11	.455	.500	.643	0.1	2.1	1.5
33	33	Nick Beeson	5-11	12	F	17	2-5	.400	.000	.375	0.1	1.1	0.4
34	34	Brandon Tiassum	6-5	11	C	13	5-14	.357	.000	.000	0.0	1.3	0.8

Team Totals / Percentages 534-939 .563 .403 .715 14.9 35.4 82.0

### State Finals History

State Champion: 2011 (2A), 2012 (2A)  
 Runner-Up: 2010 (2A)  
 Appearances: 2010 (2A), 2011 (2A), 2012 (2A), 2014 (2A)



Kyle Cox  
 Head Coach  
 1st Year (23-4)

### Season Results (23-4)

11/27	University	W	90-52
12/6	at Roncalli	W	82-56
12/13	at Beech Grove	W	91-49
12/14	Covenant Christian (Indpls.)	W	118-49
12/21	at Triton Central	W	90-51
1/4	at Indpls. Arsenal Technical (OT)	L	88-95
1/10	at Heritage Christian	W	91-56
1/11	vs. Hopkinsville (KY)	(OT)W	90-83
1/14	Roncalli	W	94-73
1/15	Lawrence North	W	56-51
1/17	vs. North Central (Indpls.)	W	94-80
1/18	at Warren Central	W	65-51
1/21	at Speedway	(OT)W	73-68
2/1	at North Central (Indpls.)	L	70-74
2/4	at Indpls. Cardinal Ritter	W	105-46
2/7	Brebeuf Jesuit	L	67-73
2/8	at Martinsville	L	73-77
2/12	Indpls. Sececina	W	60-44
2/15	Indpls. Broad Ripple	W	88-59
2/18	Indpls. Lutheran	W	84-54
2/21	Indpls. Bishop Chatard	W	89-64
2/24	vs. Lapel	W	73-47

#### Broad Ripple Sectional

3/7	Indpls. Shortridge	W	65-44
3/8	Indpls. Sececina	W	71-46

#### Connersville Regional

3/15	Indpls. Crispus Attucks	W	87-67
3/15	Speedway	W	83-50

#### Seymour Semi-State

3/22	Clarksville	W	76-64
------	-------------	---	-------

## Park Tudor Head Coach Kyle Cox

Name: Kyle Cox

Employer: Park Tudor School

Occupation (If teacher, what subjects?): Assistant Athletic Director

### Education

College: Ball State University

Year Graduated: 2006

Degree(s) / Major(s): Undergraduate: Pre-Med & Chemistry. Graduate: Sport & Exercise Psychology

High School: Blue River Valley

Year Graduated: 2002

### Athletic Participation

Sport	Years in High School (ie:1978-82)	Years in College (ie: 1982-86)
Basketball	1999-2002	2002-2004
Golf	1999-2002	2002-2007

As A High School Or College Player, Have You Ever Competed In A State Or National Championship Event In Any Sport? If Yes, Please Give Details: 2001 Class A State Finals vs. Attica. Had 30 points in the 64-62 loss. Also competed in the 2002 IHSAA Golf State Finals.

### Coaching Experience (Basketball Only)

Number of Years as Varsity Head Coach at Current School (ie: 5 years): First year.

Actual Years as Varsity Head Coach at Current School (ie: 1997-2001): 2013-2014

Won-Loss Record as Varsity Head Coach at Current School: 23-4

Overall Varsity Head Coaching Record: 23-4

Please list below where you've coached during your career:

School	Head/Asst.	No. of Years (ie: 5)	(ie: 1992-present)
Blue River Valley	Asst.	2	2006-2008
Winchester Community	Asst.	1	2008-2009
Park Tudor School	Asst.	4	2009-2013
Park Tudor School	Head Coach	1	2013-2014

### Tournament Record

(As the Varsity Head Coach, list years your team won)

Sectional: 2014

Regional: 2014

Semi-State: 2014

State Championship:

### Something Interesting About You Personally or Professionally That People Might Not Know?

This is my 6th trip to an IHSAA State Finals contest, five of them in basketball (2001-Blue River Valley, 2010, 2011, 2012, 2014-PT) and 1 in golf (2002-Blue River Valley). Ironically, in 2001, Blue River beat Park Tudor en route to a Semi-State Championship and their berth in the State Finals. I managed to score 37 points to help lead our team to the win in that game. I was named after the Peru HS legend and University of Kentucky Wildcat All-American Kyle Macy. Currently 46th on the IHSAA career scoring leader list at 1,987 points...was passed by my player Trevon Bluiett during the Marion County Tournament championship run. At one point, I held the national record for career FT% at 92.1 (565-614). In college, I was named to the Mid American Conference All-Academic teams in both Basketball and Golf.



## Westview Head Coach Rob Yoder

Name: Rob Yoder

Employer: Self Employed

Occupation (If teacher, what subjects?):

### Education

College: Hardin Simmons

Year Graduated: 1994

Degree(s) / Major(s): Physical Education

High School: Westview

Year Graduated: 1988

### Athletic Participation

Sport	Years in High School (ie:1978-82)	Years in College (ie: 1982-86)
Basketball	1985 – 1988	1989-1994
Soccer	1985-1988	

As A High School Or College Player, Have You Ever Competed In A State Or National Championship Event In Any Sport? If Yes, Please Give Details:

### Coaching Experience (Basketball Only)20

Number of Years as Varsity Head Coach at Current School (ie: 5 years): 11

Actual Years as Varsity Head Coach at Current School (ie: 1997-2001): 2003- present

Won-Loss Record as Varsity Head Coach at Current School: 189-80

Overall Varsity Head Coaching Record: 189-80

Please list below where you've coached during your career:

School	Head/Asst.	No. of Years (ie: 5)	(ie: 1992-present)
Hardin Simmons	Assistant	1	1994-95
Lakeland	Assistant	1	1995-96
Westview	Assistant	7	1996-2003
Westview	Head Coach	11	2003 - present

### Tournament Record

(As the Varsity Head Coach, list years your team won)

Sectional: 6

Regional: 3

Semi-State: 1

State Championship:

### Something Interesting About You Personally or Professionally That People Might Not Know?

Of our 5 high school coaches, 4 played in college. 4 played @ Westview and 2 played on Westview state championship teams.

Was Westview leading scorer for soccer @ the time he graduated.

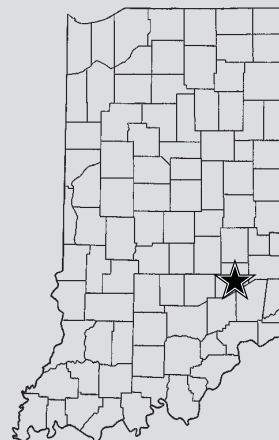


# Greensburg Pirates

## Class 3A



Front Row (left to right): Mgr. Avery Thomas, Mgr. Reid McClintic, Riley Burkert, Bryce Bennett, Macy Holdsworth, Tye Fleetwood, Collin Rigney, Drew Foster, Mgr. Travis Nobbe; Back Row: Asst. Coach Davey Lawrence, Asst. Coach Scott Ferguson, Bryant McIntosh, Brad Wilson, Tom Lawrence, Ryan Welage, Sean Sellers, Peyton Buenin, Kevin Beaver, Statistician John Sellers, Head Coach Stacy Meyer, Asst. Coach Scott Holdsworth, Asst. Coach Jason Simpson, Asst. Coach Scott McIntosh.



### Team Facts

**Town/City:** Greensburg  
**County:** Decatur  
**Superintendent:** Tom Hunter  
**Principal:** Phil Chapple  
**Athletic Director:** Bill Edwards  
**Head Coach:** Stacy Meyer  
**Assistant Coaches:** Scott Holdsworth, Jason Simpson, Scott McIntosh, Scott Ferguson, Dave Lawrence  
**Student Managers:** Reid McClintic, Travis Nobbe, Avery Thomas  
**School Colors:** Royal Blue and White  
**Conference:** Eastern Indiana  
**Enrollment:** 640  
**Starters Returning From Last Year:** 5  
**Last Year's Final Won-Loss Record:** 26-1

### Team Roster & Statistics

Lt.	Dk.	Name	Ht.	Gr.	Pos.	GP	FG-FGA	FG%	3FG%	FT%	APG	RPG	PPG
10	10	Bryce Bennett	5-7	12	G	25	11-26	.423	.421	.667	0.0	0.2	1.2
12	12	Macy Holdsworth	5-11	12	G	28	67-147	.456	.422	.745	3.2	1.6	7.8
14	14	Collin Rigney	6-1	12	G	28	90-155	.581	.530	.750	1.3	2.0	8.9
20	20	Riley Burkert	6-2	12	F	25	7-18	.389	.400	.500	0.2	0.6	0.8
22	22	Tye Fleetwood	6-1	12	G	25	17-38	.447	.125	.647	0.8	0.8	2.3
24	24	Drew Foster	6-0	10	G	24	4-10	.400	.667	.765	0.2	0.5	1.0
30	30	Bryant McIntosh	6-3	12	G	28	146-289	.505	.343	.767	9.1	3.6	14.1
32	32	Ryan Welage	6-8	11	F	28	161-233	.691	.000	.733	1.0	6.3	15.0
34	34	Sean Sellers	6-7	12	F	28	198-331	.598	.462	.845	1.6	7.6	20.1
40	40	Peyton Buening	6-0	10	G	23	0-2	.000	.000	.000	0.1	0.2	0.0
42	42	Tom Lawrence	6-6	12	F	28	31-62	.500	.421	.700	0.8	3.3	3.5
44	44	Kevin Beaver	6-2	11	F	23	0-1	.000	.000	.000	0.0	0.1	0.0
50	50	Brad Wilson	6-4	12	C	24	24-48	.500	.000	.500	0.0	1.1	2.4

Team Totals / Percentages 756-1360 .556 .438 .751 18.2 27.2 76.2

### State Finals History

State Champion: 2013 (3A)  
 Appearances: 1931, 2013 (3A), 2014 (3A)



Stacy Meyer  
 Head Coach  
 8th Year (145-48)

### Season Results (27-1)

11/26 at North Decatur W 96-29  
 11/30 at South Dearborn W 92-30  
 12/7 at Batesville W 62-55  
 12/9 at Hauser W 96-38  
 12/13 East Central W 67-28  
 12/14 vs. North Central (Indpls.) W 77-72  
 12/20 Jennings County W 76-52  
 12/28 vs. Mt. Vernon (Fortville) W 48-37  
 12/28 vs. Columbus North W 65-59  
 1/3 Indian Creek W 78-42  
 1/10 at Shelbyville W 69-43  
 1/11 at Connersville W 46-39  
 1/16 Batesville W 96-66  
 1/24 Madison L 87-89  
 1/30 Lawrenceburg W 68-29  
 1/31 at Franklin County W 83-39  
 2/7 at Rushville W 73-43  
 2/8 Jac-Cen-Del W 98-50  
 2/13 Franklin County W 79-27  
 2/18 South Decatur W 102-35  
 2/19 South Ripley W 64-47  
 2/28 at East Central W 54-38

### Greensburg Sectional

3/4 South Dearborn W 105-38  
 3/7 Franklin County W 74-29  
 3/8 Batesville W 61-55

### Washington Regional

3/15 Silver Creek W 70-60  
 3/15 Evansville Memorial W 73-50

### Richmond Semi-State

3/22 Guerin Catholic W 74-67



## Greensburg Head Coach Stacy Meyer

Name: Stacy Meyer

Employer: Greensburg Community High School

Occupation (If teacher, what subjects?): Physical Education and Health

### Education

College: Hanover

Year Graduated: 1995

Degree(s) / Major(s): Physical Education--Health

High School: Greensburg High School

Year Graduated: 1990

### Athletic Participation

Sport	Years in High School (ie: 1978-82)	Years in College (ie: 1982-86)
Basketball	1986-1990	1990-1995

As A High School Or College Player, Have You Ever Competed In A State Or National Championship Event In Any Sport? If Yes, Please Give Details: Player—2 years D-III National Tournament participant  
Coach—3 years at Franklin College—National Tournament participant

### Coaching Experience (Basketball Only)

Number of Years as Varsity Head Coach at Current School (ie: 5 years): 8 years

Actual Years as Varsity Head Coach at Current School (ie: 1997-2001): 2006-2014

Won-Loss Record as Varsity Head Coach at Current School: 145-48

Overall Varsity Head Coaching Record: 203-104

Please list below where you've coached during your career:

School	Head/Asst.	No. of Years (ie: 5)	(ie: 1992-present)
Franklin College	Asst.	6	1996-2001
Southwestern (Shelby) HS	Head	2	2001-2003
Whiteland High School	Head	3	2003-2006
Greensburg High School	Head	8	2006-Present

### Tournament Record

(As the Varsity Head Coach, list years your team won)

Sectional: 2014-2013-2012-2010-2009

Regional: 2014-2013-2009

Semi-State: 2014-2013

State Championship: 2013

### Something Interesting About You Personally or Professionally That People Might Not Know?

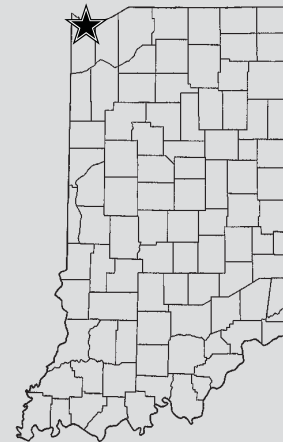
I have twin daughters, Ashlynn and Bailey, who are in the 8th grade. I love spending time with family, friends, and I love the outdoors.

# Bowman Academy Eagles

## Class 3A



Front Row (left to right): Eryicka Wesley, Sarah Boyd, Destiney Reed, Phyllis Jacox, Desiree Williams, Cerenyti Campbell, Nikeya Kurkendall, Mgr. Jordan Adams; Back Row: Arthur Haggard, Martin Schiele, Mgr. Arnoldo Carrillo, Montrell Barfield, Austin Daniels, Davon Dillard, Avery Edwards, Raynard Perry, Anthony Cole, Kendall Simms, Akil McClain, Darrion Riddle, DeShawn Franklin, Justin King.



### Team Facts

Town/City: Gary  
 County: Lake  
 Superintendent: Gwendolyn Adell  
 Principal: Rubye James  
 Athletic Director: Marvin Rea  
 Asst. Athletic Director: Jamaal Bradley  
 Head Coach: Marvin Rea  
 Assistant Coaches: Derrick Robinson, James Scott, Ronney Robinson, Kenya Stines  
 Student Managers: Arnoldo Carrillo, Jordan Adams  
 School Colors: Maroon and Grey  
 Conference: Independent  
 Enrollment: 469  
 Starters Returning From Last Year: 4  
 Last Year's Final Won-Loss Record: 18-9

### Team Roster & Statistics

Lt.	Dk.	Name	Ht.	Gr.	Pos.	GP	FG-FGA	FG%	3FG%	FT%	APG	RPG	PPG
2	2	Arthur Haggard III	6-3	12	G	25	104-260	.400	.383	.714	1.7	2.2	12.0
3	3	Raynard Perry	6-1	12	G	25	49-98	.500	.375	.556	2.2	2.2	5.0
4	4	Darrion Riddle	6-0	12	G	25	34-73	.466	.250	.542	4.0	1.8	3.3
10	10	DeShawn Franklin	6-2	12	F	22	47-85	.553	.000	.613	0.7	3.6	5.1
11	11	Martin Schiele	5-8	10	G	23	31-84	.369	.250	.686	0.7	0.4	4.1
12	12	Austin Daniels	6-1	12	G	20	38-87	.437	.400	.488	2.4	2.3	5.5
13	13	Akil McClain	6-0	10	G	8	10-18	.556	.625	.750	0.1	1.1	3.9
15	15	Avery Edwards	6-7	10	C	8	5-15	.333	.000	.700	0.3	1.8	2.1
22	22	Justin King	6-7	12	F	25	123-257	.479	.400	.627	2.5	9.3	14.6
24	24	Davon Dillard	6-5	11	F	20	145-253	.573	.300	.727	1.4	7.1	17.0
32	32	Carlos Johnson	6-2	9	G	2	0-3	.000	.000	.500	0.0	0.0	0.0
33	33	Montrell Barfield	6-3	10	G	21	37-71	.521	.333	.621	0.4	1.3	4.5
34	34	Anthony Cole	6-2	12	G/F	24	109-161	.677	.000	.760	1.2	4.5	10.7
35	35	Kendall Sims	6-3	12	F	4	3-6	.500	.000	.000	0.0	2.0	1.5

Team Totals / Percentages 735-1468 .501 .541 .361 16.1 33.1 77.2

### State Finals History

State Champion: 2010 (A), 2013 (2A)  
 Runner-Up: 2012 (2A)  
 Appearances: 2010 (A), 2012 (2A), 2013 (2A), 2014 (3A)



Marvin Rea  
 Head Coach  
 6th Year (119-45)

### Season Results (22-4)

11/29 Indpls. Arsenal Technical W 68-64  
 12/7 Andean W 92-52  
 12/10 at Chesterton W 82-60  
 12/13 at Lake Central W 63-58  
 12/21 vs. Chicago Simeon (IL) (OT) L 51-54  
 12/23 vs. Clarksville W 79-76  
 12/27 vs. Romulus (MI) W 76-52  
 12/28 vs. Saginaw (MI) W 80-76  
 1/3 vs. Lawrence Central W 67-60  
 1/3 at Ben Davis L 71-81  
 1/4 vs. Proviso East (IL) W 96-84  
 1/11 at FW Northrop W 73-62  
 1/14 Lake Station Edison W 96-48  
 1/18 vs. 22 Feet Academy (SC) W 87-83  
 1/25 at Carmel L 52-74  
 2/7 Indpls. Cathedral W 58-51  
 2/8 FW Bishop Luers W 78-72  
 2/13 at Hammond W 69-43  
 2/25 East Chicago Central W 86-71  
 2/27 at Kokomo L 59-69

### Hammond Sectional

3/5 Lighthouse CPA W 111-62  
 3/7 Griffith W 80-44  
 3/5 Gary Wallace W 117-78

### Kankakee Valley Regional

3/15 Andean W 65-56  
 3/15 South Bend St. Joseph W 82-63

### Huntington North Semi-State

3/22 FW Bishop Dwenger W 85-71

## Bowman Academy Head Coach Marvin Rea

Name: Marvin Rea  
Employer: Bowman Academy  
Occupation (If teacher, what subjects?): Athletic Director

### Education

College: Purdue University (West Lafayette)  
Year Graduated: 1991  
Degree(s) / Major(s): Industrial Management  
High School: Gary Roosevelt  
Year Graduated: 1987

### Athletic Participation

Sport	Years in High School (ie:1978-82)	Years in College (ie: 1982-86)
Men's Basketball	Gary Roosevelt 1983-87	Purdue University 1987-89

As A High School Or College Player, Have You Ever Competed In A State Or National Championship Event In Any Sport? If Yes, Please Give Details: 1986-87 Arthur L. Trester Award, 1987 IHSAA State Finals Gary Roosevelt, Big Ten Conference Champs 1987-88 (Purdue University), NCAA Sweet 16 Appearance 1988 (Purdue University)

### Coaching Experience (Basketball Only)

Number of Years as Varsity Head Coach at Current School (ie: 5 years): 6 years  
Actual Years as Varsity Head Coach at Current School (ie: 1997-2001): 2008- present  
Won-Loss Record as Varsity Head Coach at Current School: 118-45  
Overall Varsity Head Coaching Record: 119-45

Please list below where you've coached during your career:

School	Head/Asst.	No. of Years (ie: 5)	(ie: 1992-present)
Bowman Academy	Head Coach	6	2008-present

### Tournament Record

(As the Varsity Head Coach, list years your team won)

Sectional: 2009 , 2010, 2012, 2013, 2014

Regional: 2010,2012, 2013, 2014

Semi-State: 2010,2012, 2013, 2014

State Championship: 2010, 2013

### Something Interesting About You Personally or Professionally That People Might Not Know?

1987 Arthur L. Trester Award Winner. I was a walk on at Purdue University from 1987-89. I was Director of Operation at Enjoy Life Foods a dedicated nut- and Gluten Free Bakery for 6 years. I was also Logistic services manager and production manager for leading food manufacturing companies as Kraft, Quaker Oats, and Gatorade.



## Arsenal Technical Head Coach Jason Delaney

Name: Jason Delaney

Employer: Indianapolis Public Schools

Occupation (If teacher, what subjects?): Assistant Athletic Director

### Education

College: Ball State University

Year Graduated: 2001

Degree(s) / Major(s): Bachelor's Degree/ Secondary Education (Social Studies)

High School: Lafayette Central Catholic

Year Graduated:1995

### Athletic Participation

Sport                      Years in High School (ie:1978-82)      Years in College (ie: 1982-86)

Basketball                      1991-95

As A High School Or College Player, Have You Ever Competed In A State Or National Championship Event In Any Sport? If Yes, Please Give Details: Was the Head Coach of the 2003-04 27-0 Class 1A State Champion Waldron Mohawks

### Coaching Experience (Basketball Only)

Number of Years as Varsity Head Coach at Current School (ie: 5 years): 3 years

Actual Years as Varsity Head Coach at Current School (ie: 1997-2001): 2011-2014

Won-Loss Record as Varsity Head Coach at Current School: 63-12

Overall Varsity Head Coaching Record: 144-90

Please list below where you've coached during your career:

School	Head/Asst.	No. of Years (ie: 5)	(ie: 1992-present)
Waldron	Head	1	2003-04
Southport	Head	4	2004-2008
Anderson Highland	Head	1	2009-10
George Washington	Head	1	20010-11
Arsenal Tech	Head	3	2011-present

### Tournament Record

(As the Varsity Head Coach, list years your team won)

Sectional: 2004, 2014

Regional: 2004, 2014

Semi-State: 2004, 2014

State Championship: 2004

### Something Interesting About You Personally or Professionally That People Might Not Know?

I deejayed in college to earn extra money while going to school and as an assistant coach at Muncie Burris High School.

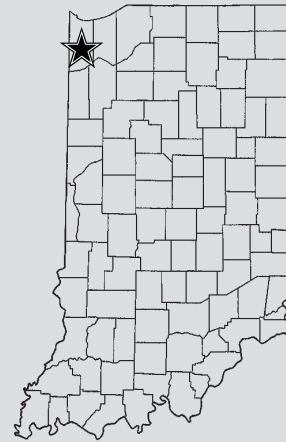


# Lake Central Indians

## Class 4A



Front Row (left to right): Robert Ryan, Amir Ransom, Matt Meneghetti, Tye Wilburn, Skyler Smith, Joe Bannister;  
Middle Row: Chris Tuskan, Ian Martin, Tyler Wideman, Tyler Ross, Cory Dickelman; Back Row: Mgr. Jordan Martin,  
Mgr. Mike Skvarek, Asst. Coach Doug McCallister, Head Coach Dave Milausnic, Asst. Coach Andy Locke,  
Mgr. Tony Meneghetti.



### Team Roster & Statistics

Lt.	Dk.	Name	Ht.	Gr.	Pos.	GP	FG-FGA	FG%	3FG%	FT%	APG	RPG	PPG
1	1	Sean Griffin	5-8	10	G	4	0-0	.000	.000	.000	0.0	0.0	0.0
2	2	Tye Wilburn	6-0	12	G	24	109-214	.509	.217	.588	4.5	4.0	12.3
3	3	Robert Ryan	5-8	12	G	25	32-75	.427	.250	.746	2.5	2.0	4.6
4	4	Matt Meneghetti	5-11	12	G	25	59-140	.421	.442	.857	0.5	0.8	7.7
5	5	Ian Martin	6-4	11	C	22	25-40	.625	.000	.889	0.1	2.4	2.6
10	10	Gage Ray	5-9	10	G	9	1-5	.200	.333	.000	0.0	0.0	0.3
11	11	Amir Ransom	5-10	11	G	8	0-2	.000	.000	.000	0.0	0.0	0.0
12	12	Joe Bannister	5-10	11	G	25	65-152	.428	.368	.722	1.7	2.0	7.1
14	14	Skyler Smith	5-9	10	G	18	13-25	.520	.500	.000	0.3	0.4	2.1
22	22	Cory Dickelman	6-4	12	F	25	64-132	.485	.000	.404	0.8	3.9	5.9
25	25	Tyler Ross	6-5	12	F	25	76-165	.461	.400	.712	1.6	5.8	8.8
31	31	Ethan Darter	6-4	10	F	3	0-0	.000	.000	.000	0.0	0.0	0.0
32	32	Ryan Bereda	6-4	10	C	1	0-0	.000	.000	.000	0.0	0.0	0.0
34	34	Chris Tuskan	6-3	12	F	25	17-50	.340	.167	.452	0.4	1.5	2.0
35	35	Frank Dijak	6-4	10	F	10	0-0	.000	.000	.000	0.0	0.0	0.0
45	45	Tyler Wideman	6-7	12	C	25	153-223	.686	.267	.615	1.8	7.1	15.7

Team Totals / Percentages

614-1223 .502 .375 .627 14.2 29.9 69.1

### State Finals History

Appearances: 1984, 2014 (4A)



Dave Milausnic  
Head Coach  
10th Year (139-79)

### Team Facts

Town/City: St. John

County: Lake

Superintendent: Dr. Larry Veracco

Principal: Robin Tobias

Athletic Director: Tony Bartolomeo

Asst. Athletic Director: Brett St. Germain

Head Coach: Dave Milausnic

Assistant Coaches: Doug McCallister,

Andy Locke

Student Managers: Mike Skvarek,

Tony Meneghetti, Tony Williams

School Colors: Royal Blue and White

Conference: Duneland

Enrollment: 3,250

Starters Returning From Last Year: 4

Last Year's Final Won-Loss Record: 15-8

### Season Results (22-3)

11/25	Andean	W	79-37
11/30	vs. Hammond	W	75-44
12/11	Gary West Side	W	75-33
12/13	Bowman Academy	L	58-63
12/17	at Munster	W	47-38
12/21	Hammond Morton	W	87-41
12/28	vs. Merrillville	W	72-33
12/28	vs. Crown Point	W	71-45
1/3	at Indpls. Arsenal Technical	L	61-80
1/10	at LaPorte	W	65-46
1/14	at Highland	W	82-38
1/17	at Portage	W	64-48
1/24	Valparaiso (OT)	W	48-47
1/31	Chesterton	W	77-45
2/7	at Merrillville	W	65-43
2/11	at East Chicago Central	L	50-58
2/13	Michigan City	W	70-52
2/21	at Crown Point	W	77-43
2/28	at South Bend Adams	W	61-51

<b>East Chicago Central Sectional</b>			
3/5	Highland	W	76-39
3/7	East Chicago Central	W	70-57
3/8	Munster	W	53-37

### Michigan City Regional

3/15	LaPorte	W	70-60
3/15	Penn	W	57-55

### Lafayette Jefferson Semi-State

3/22	Homestead	W	79-57
------	-----------	---	-------

## Lake Central Head Coach Dave Milausnic

Name: Dave Milausnic  
Employer: Lake Central High School  
Occupation (If teacher, what subjects?): Special Education

### Education

College: Ball State University  
Year Graduated: 1996  
Degree(s) / Major(s): Special Education  
High School: Highland High School  
Year Graduated: 1990

### Athletic Participation

Sport	Years in High School (ie:1978-82)	Years in College (ie: 1982-86)
Basketball	1986-90	
Baseball	1987-90	
Football	1987-90	

As A High School Or College Player, Have You Ever Competed In A State Or National Championship Event In Any Sport? If Yes, Please Give Details: Yes, as a sophomore I played defensive back for Highland High School vs Ben Davis in the 1987 5A State Championship

### Coaching Experience (Basketball Only)

Number of Years as Varsity Head Coach at Current School (ie: 5 years):10  
Actual Years as Varsity Head Coach at Current School (ie: 1997-2001): 2004-14  
Won-Loss Record as Varsity Head Coach at Current School: 139-79  
Overall Varsity Head Coaching Record: 139-79

Please list below where you've coached during your career:

School	Head/Asst.	No. of Years (ie: 5)	(ie: 1992-present)
Lake Central	Junior High	2 years	1997-98
	Freshman	2 years	1999-2000
	Junior Varsity	3 years	2001-2003
	Varsity Head Coach	10 years	2004-14

### Tournament Record

(As the Varsity Head Coach, list years your team won)

Sectional: 2012; 2014  
Regional: 2014  
Semi-State: 2014  
State Championship:

### Something Interesting About You Personally or Professionally That People Might Not Know?

My wife, Robyn and I have been married for 11 years and have 2 children; Riley and Mitchell. We enjoy following the Chicago Cubs and Bears. My father, Mickey coached at East Chicago Washington. He was on the bench for the 1977 ECW game vs Carmel.

# IHSAA State Championship Game Scores

Year	Champion	Coach	Rec	Runner-Up	Coach	Rec	Score
<b>Assembly Hall, Indiana University, Bloomington</b>							
1910-11	Crawfordsville	Dave Glascock	16-2	Lebanon	F.O. Anderegg	—	24-17
1911-12	Lebanon	Claude Whitney	16-3	Franklin	C.D. Branigan	—	51-11
1912-13	Wingate	Jesse Wood	22-3	South Bend	J.B. Miller	—	15-14 SOT
<b>Indiana University, Bloomington</b>							
1913-14	Wingate	Len Lehman	19-5	Anderson	Bert Haugh	—	36-8
<b>Men's Gymnasium, Indiana University, Bloomington</b>							
1914-15	Thorntown	Chester Hill	22-5	Montmorenci	Charles Kuttler	—	33-10
1915-16	Lafayette	C.F. Apking	20-4	Crawfordsville	L.C. Freeman	—	27-26 OT
1916-17	Lebanon	Alva Staggs	26-2	Gary	Louis Erickson	—	34-26
1917-18	Lebanon	Glenn Curtis	28-2	Anderson	Alva Staggs	—	24-20 OT
<b>Memorial Gymnasium, Purdue University, West Lafayette</b>							
1918-19	Bloomington	Cliff Wells	23-3	Lafayette	F.J. Grosshans	—	18-15
<b>Men's Gymnasium, Indiana University, Bloomington</b>							
1919-20	Franklin	Ernest Wagner	29-1	Lafayette	F.J. Grosshans	—	31-13
<b>Old Coliseum, Indianapolis</b>							
1920-21	Franklin	Ernest Wagner	29-4	Anderson	Alva Staggs	—	35-22
1921-22	Franklin	Ernest Wagner	31-4	Terre Haute Garfield	Ray Hanna	—	26-15
1922-23	Vincennes	John Adams	34-1	Muncie	Maurice Murray	—	27-18
1923-24	Martinsville	Glenn Curtis	22-7	Frankfort	Everett Case	—	36-30
<b>Exposition Building, Indianapolis</b>							
1924-25	Frankfort	Everett Case	27-2	Kokomo	Chester Hill	—	34-20
1925-26	Marion	Gene Thomas	27-2	Martinsville	Glenn Curtis	—	30-23
1926-27	Martinsville	Glenn Curtis	26-3	Muncie	Maurice Murray	—	26-23
<b>Butler Fieldhouse, Butler University, Indianapolis</b>							
1927-28	Muncie	Pete Jolly	28-2	Martinsville	Glenn Curtis	—	13-12
1928-29	Frankfort	Everett Case	25-2	Indianapolis Technical	Tim Campbell	—	29-23
1929-30	Washington	Burl Friddle	31-1	Muncie	Pete Jolly	—	32-21
1930-31	Muncie	Pete Jolly	25-6	Greencastle	W.E. Bausman	—	31-23
1931-32	New Castle	Orville Hooker	28-3	Winamac	Earl Roudebush	—	24-17
1932-33	Martinsville	Glenn Curtis	21-8	Greencastle	C.B. Edmonson	—	27-24
1933-34	Logansport	Cliff Wells	28-4	Indianapolis Technical	Tim Campbell	—	26-19
1934-35	Anderson	Archie Chadd	22-9	Jeffersonville	J.P. Francis	—	23-17
1935-36	Frankfort	Everett Case	29-1-1	Fort Wayne Central	Murray Mendenhall	—	50-24
1936-37	Anderson	Archie Chadd	26-7	Huntingburg	Ray Scott	—	33-23
1937-38	Fort Wayne South Side	Burl Friddle	29-3	Hammond	Chet Kessler	—	34-32
1938-39	Frankfort	Everett Case	26-6	Franklin	Fuzzy Vandivier	—	36-22
1939-40	Hammond Technical	Lou Birkett	25-6	Mitchell	Henry Polson	—	33-21
1940-41	Washington	Marion Crawley	27-5	Madison	Ray Eddy	—	39-33
1941-42	Washington	Marion Crawley	30-1	Muncie Burris	Scott Fisher	—	24-18
<b>New Coliseum, Indianapolis</b>							
1942-43	Fort Wayne Central	Murray Mendenhall	27-1	Lebanon	Paul Neuman	—	45-40
1943-44	Evansville Bosse	Herm Keller	19-7	Kokomo	Ralph King	—	39-35
1944-45	Evansville Bosse	Herm Keller	25-2	South Bend Riley	Wayne Wakefield	—	46-36
<b>Butler Fieldhouse, Butler University, Indianapolis (became Hinkle Fieldhouse in 1965-66)</b>							
1945-46	Anderson	Charles Cummings	22-7	Fort Wayne Central	Murray Mendenhall	—	67-53
1946-47	Shelbyville	Frank Barnes	25-5	Terre Haute Garfield	Willard Kehrt	—	68-58
1947-48	Lafayette Jefferson	Marion Crawley	27-3	Evansville Central	Walter Riggs	24-4	54-42
1948-49	Jasper	Leo O'Neill	21-9	Madison	Ray Eddy	25-4	62-61
1949-50	Madison	Ray Eddy	27-1	Lafayette Jefferson	Marion Crawley	17-12	67-44
1950-51	Muncie Central	Art Beckner	26-4	Evansville Reitz	Clarence Riggs	22-6	60-58
1951-52	Muncie Central	Jay McCreary	25-5	Indianapolis Technical	Herman Hinshaw	21-7	68-49
1952-53	South Bend Central	Elmer McCall	25-5	Terre Haute Gerstmeyer	Howard Sharpe	31-4	42-41
1953-54	Milan	Marvin Wood	28-2	Muncie Central	Jay McCreary	23-6	32-30
1954-55	Indianapolis Attucks	Ray Crowe	30-1	Gary Roosevelt	John D. Smith	27-3	97-74
1955-56	Indianapolis Attucks	Ray Crowe	31-0	Lafayette Jefferson	Marion Crawley	26-3-1	79-57
1956-57	South Bend Central	Elmer McCall	30-0	Indianapolis Attucks	Ray Crowe	25-6	67-55
1957-58	Fort Wayne South Side	Don Reichert	28-2	Crawfordsville	Dick Baumgartner	24-6	63-34
1958-59	Indianapolis Attucks	Bill Garrett	26-5	Kokomo	Joe Platt	—	92-54
1959-60	East Chicago Washington	John Baratto	28-2	Muncie Central	John Longfellow	28-1	75-59
1960-61	Kokomo	Joe Platt	28-1	Indianapolis Manual	Richard Cummins	28-3	68-66 OT
1961-62	Evansville Bosse	Jim Myers	26-2	East Chicago Washington	Johnnie Baratto	27-2	84-81
1962-63	Muncie Central	Dwight Tallman	28-1	South Bend Central	James Powers	26-3	65-61
1963-64	Lafayette Jefferson	Marion Crawley	28-1	Huntington	Bob Straight	27-2	58-55
1964-65	Indianapolis Washington	Jerry Oliver	29-2	Fort Wayne North Side	Byard Hey	25-4	64-57
1965-66	Michigan City Elston	Doug Adams	26-3	Indianapolis Technical	Jack Bradford	25-4	63-52
1966-67	Evansville North	Jim Rausch	27-2	Lafayette Jefferson	Marion Crawley	26-3	60-58
1967-68	Gary Roosevelt	Louis Mallard	22-5	Indianapolis Shortridge	George Theofanis	25-5	68-60
1968-69	Indianapolis Washington	Bill Green	31-0	Gary Tolleston	Jim Dailey	28-2	79-76
1969-70	East Chicago Roosevelt	Bill Holsbach	28-0	Carmel	William Shepherd	25-4	72-62
1970-71	East Chicago Washington	John Molodet	29-0	Elkhart	Keith Dougherty	22-7	70-60

**Assembly Hall, Indiana University, Bloomington**

1971-72	Connersville	Myron Dickerson	26-3	Gary West Side	Ivory Brown	26-3	80-63
1972-73	New Albany	Kirby Overman	21-7	South Bend Adams	Dave Hadaway	22-6	84-79
1973-74	Fort Wayne Northrop	Bob Dille	28-1	Jeffersonville	George Marshall	26-2	59-56
<b>Market Square Arena, Indianapolis</b>							
1974-75	Marion	Bill Green	28-1	Loogootee	Jack Butcher	27-2	58-46
1975-76	Marion	Bill Green	23-5	Rushville	Larry Angle	26-2	82-76
1976-77	Carmel	Eric Clark	22-7	East Chicago Washington	John Molodet	24-4	53-52
1977-78	Muncie Central	Bill Harrell	27-3	Terre Haute South	Gordon Neff	23-7	65-64 OT
1978-79	Muncie Central	Bill Harrell	24-5	Anderson	Norm Held	22-7	64-60
1979-80	Indianapolis Broad Ripple	Bill Smith	29-2	New Albany	Jack Ford	27-1	73-66
1980-81	Vincennes Lincoln	Orlando Wyman	26-2	Anderson	Norm Held	18-11	54-52
1981-82	Plymouth	Jack Edison	28-1	Gary Roosevelt	Ronald Heflin	22-6	75-74 2OT
1982-83	Connersville	Basil Mawbey	26-2	Anderson	Norm Held	24-5	63-62
1983-84	Warsaw	Al Rhodes	26-2	Vincennes Lincoln	Gene Miiller	24-4	59-56
1984-85	Marion	Bill Green	29-0	Richmond	George Griffith	21-7	74-67
1985-86	Marion	Bill Green	26-3	Anderson	Norm Held	19-10	75-56
1986-87	Marion	Bill Green	29-1	Richmond	George Griffith	24-5	69-56
1987-88	Muncie Central	Bill Harrell	28-1	Concord	Jim Hahn	28-1	76-53
1988-89	Lawrence North	Jack Keefer	25-4	Kokomo	Basil Mawbey	25-6	74-57
<b>Hoosier Dome, Indianapolis (became RCA Dome in 1994-95)</b>							
1989-90	Bedford North Lawrence	Dan Bush	29-2	Concord	Jim Hahn	28-1	63-60
1990-91	Gary Roosevelt	Ron Heflin	30-1	Brebeuf	Mike Miller	27-2	51-32
1991-92	Richmond	George Griffith	24-5	Lafayette Jefferson	Jim Hammel	25-3	77-73 OT
1992-93	Jeffersonville	Mike Broughton	29-2	Ben Davis	Steve Witty	27-3	66-61
1993-94	South Bend Clay	Tom DeBaets	27-2	Valparaiso	Bob Punter	28-1	93-88 OT
1994-95	Ben Davis	Steve Witty	32-1	Merrillville	Jim East	27-2	58-57
1995-96	Ben Davis	Steve Witty	22-6	New Albany	Don Unruh	24-4	57-54 2OT
1996-97	Bloomington North	Tom McKinney	28-1	Delta	Paul Keller	24-5	75-54
1997-98	4A Pike	Alan Darner	28-1	Marion	Moe Smedley	24-3	57-54
1997-98	3A Indianapolis Cathedral	Peter Berg	22-4	Yorktown	Joe Bradburn	24-4	72-47
1997-98	2A Alexandria	Garth Cone	20-6	Southwestern (Hanover)	Jerry Bomholt	17-10	57-43
1997-98	A Lafayette Central Catholic	Chad Dunwoody	24-3	Bloomfield	Ron McBride	17-10	56-48
1998-99	4A North Central (Indpls.)	Doug Mitchell	23-5	Elkhart Central	Mike Drews	18-8	79-74
1998-99	3A Plainfield	Dana Greene	26-1	Muncie Southside	Rick Baumgartner	17-11	77-64
1998-99	2A Westview	Troy Neely	23-3	Pauli	Michael Brown	22-5	71-52
1998-99	A Tecumseh	Kevin Oxley	23-4	Lafayette Central Catholic	Chad Dunwoody	19-7	55-43
<b>Conseco Fieldhouse, Indianapolis (became Bankers Life Fieldhouse in 2011-12)</b>							
1999-00	4A Marion	Moe Smedley	28-1	Bloomington North	Tom McKinney	25-1	62-56
1999-00	3A Brebeuf Jesuit	Leo Klemm	24-2	Andrean	Clint Swan	24-3	72-56
1999-00	2A Westview	Troy Neely	25-3	Winchester Community	Chip Mehaffey	22-6	59-53
1999-00	A Lafayette Central Catholic	Chad Dunwoody	23-5	Union (Dugger)	Joe Hart	24-4	82-70
2000-01	4A Pike	Alan Darner	26-3	Penn	Dean Foster	23-3	56-42
2000-01	3A Muncie Southside	Rick Baumgartner	23-3	Evansville Mater Dei	Roger Sills	26-2	81-78 OT
2000-01	2A Harding	Al Gooden	23-5	Batesville	Mel Siefert	21-6	73-70
2000-01	A Attica	Ralph Shrader	21-6	Blue River Valley	Barry Huckeby	22-5	64-62
2001-02	4A Gary West Side	John Boyd	23-4	Pike	Larry Bullington	24-4	58-55
2001-02	3A Delta	Paul Keller	22-6	Harding	Al Gooden	23-5	65-54
2001-02	2A Speedway	Trent Lehman	22-4	Bluffton	Wayne Barker	24-4	62-48
2001-02	A Rossville	Jeff Henley	23-4	Barr-Reeve	Bryan Hughes	24-5	79-68
2002-03	4A Pike	Larry Bullington	29-0	DeKalb	Cliff Hawkins	26-2	65-52
2002-03	3A Indianapolis Bishop Chatard	Dan Archer	22-2	Fort Wayne Elmhurst	Keith Edmonds	22-6	78-44
2002-03	2A Cass	Basil Mawbey	26-0	Forest Park	Tom Beach	23-5	57-48
2002-03	A Lafayette Central Catholic	Chad Dunwoody	18-9	Southwestern (Shelbyville)	Stacy Meyer	22-5	68-64
2003-04	4A Lawrence North	Jack Keefer	29-2	Columbia City	Chris Benedict	25-4	50-29
2003-04	3A Evansville Mater Dei	John Goebel	21-6	Bellmont	Shaun Busick	22-5	63-45
2003-04	2A Jimtown	Randy DeShone	25-2	Brownstown Central	Dave Benter	27-2	63-59
2003-04	A Waldron	Jason Delaney	27-0	Fort Wayne Blackhawk Christian	Gary Merrell	15-11	69-54
2004-05	4A Lawrence North	Jack Keefer	24-2	Muncie Central	Matt Fine	27-2	63-52
2004-05	3A Washington	Dave Omer	27-2	Plymouth	Jack Edison	22-4	74-72 OT
2004-05	2A Forest Park	Tom Beach	23-4	Harding	Al Gooden	16-10	68-63
2004-05	A Lapel	Jimmie Howell	25-3	Loogootee	Steve Brett	21-5	51-40
2005-06	4A Lawrence North	Jack Keefer	29-0	Muncie Central	Matt Fine	20-6	80-56
2005-06	3A New Castle	Steve Bennett	21-6	Jay County	Craig Teagle	20-7	51-43
2005-06	2A Forest Park	Tom Beach	25-3	Harding	Al Gooden	17-10	61-55
2005-06	A Hauser	Bob Nobbe	25-2	Tri-Central	Dave Driggs	23-4	64-36



2006-07	4A	East Chicago Central	Pete Trgovich	23-3	North Central (Indianapolis)	Doug Mitchell	21-5	87-83
2006-07	3A	Plymouth	Jack Edison	25-2	Evansville Bosse	Jeff Hein	22-5	72-61
2006-07	2A	Northwestern	Jim Gish	25-2	Winchester	Chip Mehaffey	22-5	78-74 2OT
2006-07	A	Oregon-Davis	Travis Hannah	27-1	Barr-Reeve	Bryan Hughes	23-4	63-52
2007-08	4A	Brownsburg	Joshua Kendrick	22-5	Marion	Joe Luce	24-5	40-39
2007-08	3A	Washington	Gene Miiller	23-2	Harding	Al Gooden	22-4	84-60
2007-08	2A	Fort Wayne Bishop Luers	James Blackmon	24-3	Winchester	Chip Mehaffey	23-4	69-67
2007-08	A	Triton	Jason Groves	25-2	Indianapolis Lutheran	Tom Finchum	22-5	50-42
2008-09	4A	Bloomington South	J.R. Holmes	26-0	Fort Wayne Snider	Ray Sims	25-2	69-62
2008-09	3A	Princeton	Tom Weeks	29-0	Rochester	Rob Malchow	23-4	81-79 2OT
2008-09	2A	Fort Wayne Bishop Luers	James Blackmon	23-4	Brownstown Central	Dave Benter	20-7	67-49
2008-09	A	Jac-Cen-Del	David Bradshaw	25-2	Triton	Jason Groves	24-3	66-55
2009-10	4A	North Central (Indianapolis)	Doug Mitchell	25-3	Warsaw	Doug Ogle	23-3	95-74
2009-10	3A	Washington	Gene Miiller	23-3	Gary Wallace	Renaldo Thomas	19-5	65-62 OT
2009-10	2A	Wheeler	Mike Jones	27-1	Park Tudor	Ed Schilling	15-11	41-38
2009-10	A	Bowman Academy	Marvin Rea	24-1	Barr-Reeve	Bryan Hughes	24-4	74-52
2010-11	4A	Bloomington South	J.R. Holmes	26-2	Kokomo	Brian McCauley	23-3	56-42
2010-11	3A	Washington	Gene Miiller	24-4	Culver Academies	Mark Galloway	19-7	61-46
2010-11	2A	Park Tudor	Ed Schilling	26-2	Hammond Bishop Noll	Drew Trost	26-1	43-42
2010-11	A	Indianapolis Metropolitan	Nick Reich	22-6	Triton	Jason Groves	23-4	59-55
2011-12	4A	Carmel	Scott Heady	23-4	Pike	Bill Zych	18-8	80-67
2011-12	3A	Guerin Catholic	Pete Smith	24-5	Norwell	Randy Hawkins	24-3	64-48
2011-12	2A	Park Tudor	Ed Schilling	25-2	Bowman Academy	Marvin Rea	17-9	79-57
2011-12	A	Loogootee	Mike Wagoner	22-4	Rockville	Dave Mahurin	22-6	55-52
2012-13	4A	Carmel	Scott Heady	25-2	Indianapolis Cathedral	Andy Fagan	25-6	57-53
2012-13	3A	Greensburg	Stacy Meyer	26-1	Fort Wayne Concordia	Josh Eggold	23-5	73-70 OT
2012-13	2A	Bowman Academy	Marvin Rea	18-9	Linton-Stockton	Joey Hart	24-4	86-73
2012-13	A	Borden	Doc Nash	24-3	Triton	Jason Groves	20-6	55-50

HONORED TO SUPPORT  
**INDIANA'S GAME**  
AT ALL LEVELS



**PROUD PARTNERS OF THE IHSAA**



2004-05	4A	Brandon McPherson	Lawrence North
2004-05	3A	Luke Zeller	Washington
2004-05	2A	None	
2004-05	A	Jason Holsinger	Lapel
2005-06	4A	Greg Oden	Lawrence North
2005-06	3A	Tyler Rigby	Jay County
2005-06	2A	Tim James	Forest Park
2005-06	A	Jordan Perkins	Hauser
2006-07	4A	E'Twaun Moore	East Chicago Central
2006-07	3A	Jason Renz	Plymouth
2006-07	2A	Thad Laudenbacher	Winchester
2006-07	A	Adam Pflugshaupt	Oregon-Davis
2007-08	4A	Gordon Hayward	Brownsburg
2007-08	3A	Pryce Underwood	Harding
2007-08	2A	Lucas Wickersham	Winchester
2007-08	A	Jacob Everett	Triton
2008-09	4A	Reggie Hearn	Fort Wayne Snider
2008-09	3A	Brody Schoen	Rochester
2008-09	2A	Blaze Ayers	Brownstown Central
2008-09	A	Gerald Hardesty	Jac-Cen-Del
2009-10	4A	Justin Clemens	Warsaw
2009-10	3A	Ethan Hunsinger	Washington
2009-10	2A	Reggie Nesbit	Park Tudor
2009-10	A	Christian Duncheon	Barr-Reeve
2010-11	4A	Spencer Turner	Bloomington South
2010-11	3A	Cody Zeller	Washington
2010-11	2A	None	
2010-11	A	Jordan Everett	Triton
2011-12	4A	Sam Curts	Carmel
2011-12	3A	Garrett Bucher	Norwell
2011-12	2A	Austin Kyker	Park Tudor
2011-12	A	Matt Wheeler	Rockville
2012-13	4A	Michael Volovic	Carmel
2012-13	3A	Thomas Starks Jr.	Fort Wayne Concordia
2012-13	2A	Austin Karazsia	Linton-Stockton
2012-13	A	Michael Lynch	Borden

**“Our real goal is not to develop  
All-Americans, but good Americans.”**

***Blake Ress, IHSAA Commissioner Emeritus***

## State Finals Superlatives The Last Time It Happened...

### INDIVIDUAL

#### Scoring

**Scored 25 Points:** Clay Yeo (26) Triton vs. Borden, 2013 (1A); Dess Fougerousse (25) Linton-Stockton vs. Bowman Academy, 2013 (2A); Austin Karazsia (29) Linton-Stockton vs. Bowman Academy, 2013 (2A); Bryant McIntosh (25) Greensburg vs. FW Concordia Lutheran, 2013 (3A).

**Scored 30 Points:** Ben Gardner (31) Carmel vs. Pike, 2012 (4A).

**Scored 35 Points:** Bruce Grimm Jr. (40) Rochester vs. Princeton, 2009 (3A).

**Scored 40 Points:** Bruce Grimm Jr. (40) Rochester vs. Princeton, 2009 (3A).

**Scored 45 Points:** James Blackmon (52) Marion vs. Anderson, 1983. \*SEMIFINAL\*

**Two Teammates with 20 Points:** Dess Fougerousse (25) and Austin Karazsia (29) Linton-Stockton vs. Bowman Academy, 2013 (2A).

**Two Opposing Players with 20 Points:** Dess Fougerousse (25), Austin Karazsia (29) Linton-Stockton vs. Davon Dillard (24) Bowman Academy, 2013 (2A).

**Two Opposing Players with 25 Points:** Terone Johnson (26) North Central (Indpls.) vs. Nic Moore (28) Warsaw, 2010 (4A).

**Two Opposing Players with 30 Points:** Zane Bowman (37) Barr-Reeve vs. Brock Graves (37) Rossville, 2002 (1A).

**Five Starters (Same Team) Scored in Double Figures:** Cavanaugh Gary (10), James Rossi (10), John Davis (21), James Bradley (24), Napoleon Brandford (10), East Chicago Roosevelt vs. Carmel, 1970.

**Five Teammates Scored in Double Figures:** Eric Anthrop (17), Chad Arnold (10), Tyler Best (21), Kristoff Kendrick (15), and Russell Trudeau (13) Lafayette Central Catholic vs. Union (Dugger), 2000 (1A).

#### Double-Doubles

**Double-Double:** Austin Karazsia (29 pts 10 rebs) Linton-Stockton vs. Bowman Academy, 2013 (2A); Sean Sellers (19 pts 12 rebs) Greensburg vs. FW Concordia Lutheran, 2013 (3A).

**Triple-Double:** Bobby Jolliff (10 pts 15 rebs 11 blks) Hauser vs. Tri-Central, 2006 (1A).

**20-10 Game:** Austin Karazsia (29 pts 10 rebs) Linton-Stockton vs. Bowman Academy, 2013 (4A).

**30-10 Game:** Deshaun Thomas (34 pts 15 rebs) FW Bishop Luers vs. Brownstown Central, 2009 (2A).

**Double-Double in Points and Rebounds:** Sean Sellers (19 pts 12 rebs) Greensburg vs. FW Concordia Lutheran, 2013 (3A); Austin Karazsia (29 pts 10 rebs) Linton-Stockton vs. Bowman Academy, 2013 (4A).

**Double-Double in Points and Assists:** Kevin Ferrell (17 pts 12 a) Park Tudor vs. Bowman Academy, 2012 (2A).

**Double-Double in Points and Blocks:** Bobby Jolliff (10 pts 11 blks) Hauser vs. Tri-Central, 2006 (1A).

**Two Players with Double-Doubles:** Seth Coy (20 pts 16 rebs) and Tyler Zeller (43 pts 16 rebs) Washington vs. Harding, 2008 (3A).

#### Three-Pointers

**Made 5 Three-Pointers:** Paul Bayt (6) Park Tudor vs. Bowman Academy, 2012 (2A).

**Made 6 Three-Pointers:** Paul Bayt (6) Park Tudor vs. Bowman Academy, 2012 (2A).

**Made 7 Three-Pointers:** Bruce Grimm Jr. (8) Rochester vs. Princeton, 2009 (3A).

#### Rebounds

**15 Rebounds:** Cody Zeller (18) Washington vs. Culver Academies, 2011 (3A).

**20 Rebounds:** Cody Zeller (26) Washington vs. Gary Wallace, 2010 (3A).

**Two Teammates with 10 Rebounds:** Trevor Arnett (11) and Matt Gehl (11) Jac-Cen-Del vs. Triton, 2009 (1A).

#### Assists

**8 Assists:** Ryan Gross (8) FW Concordia Lutheran vs. Greensburg, 2013 (3A).

**9 Assists:** Kevin Ferrell (12) Park Tudor vs. Bowman Academy, 2012 (2A).

**10 Assists:** Kevin Ferrell (12) Park Tudor vs. Bowman Academy, 2012 (2A).

#### Blocked Shots

**5 Blocks:** Bobby Jolliff (11) Hauser vs. Tri-Central, 2006 (1A).

**6 Blocks:** Bobby Jolliff (11) Hauser vs. Tri-Central, 2006 (1A).

**7 Blocks:** Bobby Jolliff (11) Hauser vs. Tri-Central, 2006 (1A).

#### Steals

**5 Steals:** DeJuan Marrero (6) Bowman Academy vs. Park Tudor, 2012 (2A).



## State Finals Superlatives The Last Time It Happened...

### TEAM

#### Shooting

**Shot 35.0 percent or lower from field and won:** Wheeler (25.7%) vs. Park Tudor, 2010 (2A).

**Shot 50.0 percent or higher from field:** Linton-Stockton (55.3%) vs. Bowman Academy, 2013 (2A); FW Concordia Lutheran (50.9%) vs. Greensburg, 2013 (3A).

#### Three-Pointers

**Made 8 Three-Pointers:** Borden (8) vs. Triton, 2013 (1A).

**Made 9 Three-Pointers:** Park Tudor (10) vs. Bowman Academy, 2012 (2A).

**Made 10 Three-Pointers:** Park Tudor (10) vs. Bowman Academy, 2012 (2A).

#### Free Throws

**Made 20 Free Throws:** Carmel (30) vs. Pike, 2012 (4A).

**Made 25 Free Throws:** Carmel (30) vs. Pike, 2012 (4A).

**Made 30 Free Throws:** Carmel (30) vs. Pike, 2012 (4A).

**Made all Free Throw Attempts:** Rochester (10-10) vs. Princeton, 2009 (3A).

**Attempted 40 Free Throws:** Carmel (45) vs. Pike, 2012 (4A).

#### Assists

**Had 25 assists:** North Central (Indpls.) vs. East Chicago Central, 2007 (4A).

#### Turnovers

**Had 5 or fewer turnovers:** Carmel (5) vs. Indianapolis Cathedral, 2013 (4A); Indianapolis Cathedral (5) vs. Carmel, 2013 (4A).

**Forced 20 or more turnovers:** Bowman Academy (23) vs. Linton-Stockton, 2013 (2A).

**Forced 25 or more turnovers:** Northwestern (25) vs. Winchester, 2007 (2A).

#### Rebound Margin

**Had +15 reb. margin:** Washington (+17) vs. Culver Academies, 2011 (3A).

HONORED TO SUPPORT  
**INDIANA'S GAME**  
AT ALL LEVELS



**PROUD PARTNERS OF THE IHSAA**