



Indiana High School Athletic Association, Inc.
9150 N. Meridian Street, P.O. Box 40650, Indianapolis, Indiana 46240-0650

Phone: (317) 846-6601 FAX: (317) 575-4244 www.ihsaa.org

NEWS RELEASE

Live Television Coverage

Each state championship game will be carried live by the following affiliates of the IHSAA Champions Television Network:

Clarksville/Louisville: Indiana's 9

Evansville: WTVW Local 7

Fort Wayne: Indiana's News Center 33

Gary: Lakeshore Public Television 56

Indianapolis: Indiana's 4

South Bend: WHME 46

Play-by-Play Color

1A Greg Rakestraw Mike Broughton

2A Greg Rakestraw Mike Broughton

Sidelines: Chris May

3A Jerry Baker Steve Witty

4A Jerry Baker Steve Witty

Sidelines: Jeremiah Johnson

* * *



* * *

Tune into the webcast at

IHSAAtv.org

Live television coverage of each state championship game will be streamed on-line at **www.IHSAAtv.org**.

The 103rd Annual IHSAA Boys Basketball State Finals presented by Indiana Farm Bureau Insurance

Saturday, March 23, 2013

Bankers Life Fieldhouse, Indianapolis, Ind.

Session I

Class A | Triton (20-5) vs. Borden (23-3) | **10:30 am ET**

Class 2A | Bowman Academy (17-9) vs. Linton-Stockton (24-3) | **Approx. 12:45 pm ET**

Session II

Class 3A | Fort Wayne Concordia (23-4) vs. Greensburg (25-1) | **6 pm ET**

Class 4A | Carmel (24-2) vs. Indianapolis Cathedral (25-5) | **Approx. 8:15 pm ET**

TICKETS: \$15.00 per session.

Reserved tickets can be purchased at the participating schools the week of the state finals. Contact those schools for ticket distribution hours. Any remaining tickets will be available game day at the Bankers Life Fieldhouse ticket office.

PUBLIC ENTRANCE: The public may enter from Pennsylvania Street or Delaware Street into a common lobby on the north side of Bankers Life Fieldhouse. Ticket office windows are located there.

GATES OPEN: Bankers Life Fieldhouse will open its gates to fans beginning one hour prior to the start of each session -- 9:30 am ET and 5 pm ET. The venue will be cleared between the Class 2A and 3A games.

DRIVING DIRECTIONS & PARKING: Visit www.bankerslifefieldhouse.com

TELEVISION: All four state championship games will be broadcast live throughout the state on the IHSAA Champions Television Network. A list of channels and markets is listed to the left.



STOP KNOCKING ON WOOD™

WEBCAST: All four state championship games will be webcast live and available around the globe at **IHSAAtv.org**.

RADIO: The IHSAA Champions Radio Network will broadcast all four games to affiliates statewide. Markets and frequencies are listed on the next page. A complete listing will be posted to IHSAA.org this week.

SOUVENIR PROGRAMS: Complimentary copies of the souvenir program may be obtained at each entrance gate to Bankers Life Fieldhouse.

IHSAA Champions Radio Network

The network affiliates listed below will carry one or more of the four state championship games. Check ihsaa.org this week for further details.

Show Hosts

	Play-by-Play	Color
1A	Michael Grady	Charlie Hall
2A	Michael Grady	Charlie Hall

Sidelines: Matt Taylor

	Play-by-Play	Color
3A	Matt Taylor	Bob Lovell

Sidelines: Matt Hicks

4A	Greg Rakestraw	Bob Lovell
----	----------------	------------

Sidelines: Matt Taylor



City	Call Letters	Frequency
Anderson	WHBU	1240 AM
Austin	WXKU	92.7 FM
Batesville	WRBI	103.9 FM
Berne	WZBD	92.7 FM
Boonville	WBNI	1540 AM
Crawfordsville	WCDQ	106.3 FM
Crawfordsville	WIMC	103.9 FM
Hardinsburg	WKLO	96.9 FM
Huntingburg	WBDC	100.9 FM
Indianapolis	WFNI	1070 AM
Jasper	WITZ	104.7 FM
Jasper	WQKZ	98.5 FM
Ligonier/Warsaw	WLEG	102.7 FM
Loogootee	WRZR	94.5 FM
Madison	WORX	96.7 FM
Madison	WXGO	1270 AM
Michigan City	WEFM	95.9 FM
Muncie	WXFN	1340 AM
New Albany	WNDA	1570 AM
New Castle	WLTI	1550 AM
Paoli	WUME	95.3 FM
Plymouth	WTCA	1050 AM
Portland	WPGW	1440 AM
Portland	WPGW	100.9 FM
Rochester	WROI	92.1 FM
Santa Claus	WAXL	103.3 FM
Seymour	WZZB	1390 AM
Shelbyville	WSVX	1520 AM
Shelbyville	WSVX	96.5 FM
South Bend	WSBT	960 AM
South Bend	WSBT	96.1 FM
Sullivan	WNDI	95.3 FM
Washington	WAMW	107.9 FM
Washington	WAMW	1580 AM

Media Information

Bobby Cox, Commissioner | bcoc@ihsaa.org
Phil Gardner, Assistant Commissioner/Tournament Administrator | pgardner@ihsaa.org
Chris Kaufman, Assistant Commissioner | ckaufman@ihsaa.org
Jason Wille, Sports Information Director | jwille@ihsaa.org
Tracy Dardis, Administrative Assistant to Phil Gardner | tdardis@ihsaa.org
Toni Polizzi, Communications Assistant | tpolizzi@ihsaa.org
Kayley Howell, Sports Administration Intern | khowell@ihsaa.org

CREDENTIALS: The deadline for requests is **Thursday, March 21, 4 pm ET / 3 pm CT**. Credentials will not be granted after that time. For news media outlets intending to cover the boys basketball state finals, please apply for credentials by e-mailing your request (with name of individual applying) to IHSAA Sports Information Director Jason Wille at jwille@ihsaa.org. E-mail requests MUST originate from a recognized business account; e-mails from personal accounts (ie: yahoo.com, aol.com, gmail.com, etc.) will not be accepted. Approved requests will be available for pickup inside the media entrance on game day. Credentials will not be mailed.

MEDIA PARKING: There is no designated parking area for media for this event though there are numerous parking options within a short distance of Bankers Life Fieldhouse. The Virginia Street parking garage, which charges a fee, is directly to the east of the venue.

MEDIA WILL-CALL/ENTRANCE: To gain admittance, the 2012-13 IHSAA Boys Basketball State Finals Media Credential is required. The entrance is on the southeast side of Bankers Life Fieldhouse adjacent to Delaware Street. The door is marked for Employees and Media and is located at the opposite end of the building from the public entrance. Credentials may be claimed beginning at 8 am ET for the first session and at 4 pm ET for the second session. Please have identification available and be prepared to have bags and equipment checked by security officials.

MEDIA WORKROOM: As in previous years, the media workroom at Bankers Life Fieldhouse will be open all day and be available to working media members. The work area contains complimentary wireless internet access and hospitality will be available.

BROADCAST PHONE LINES: Electronic media requiring phone line installation should contact Amy Rensink of 360 Group for an order form as soon as possible. Rensink may be reached at 317-633-1456 or via e-mail at amy@360grouponline.com.

WIRELESS ACCESS: Complimentary wireless service is provided for all attending media by accessing the "Fieldhouse WiFi" signal within Bankers Life Fieldhouse. For media seeking a wired Internet connection or other dedicated service at Bankers Life Fieldhouse, please contact Kevin Messenger AND Doug Weitkamp to make advance arrangements. They may be reached at kmessenger@pacers.com and dweitkamp@pacers.com.

SEAT ASSIGNMENTS: Except where permanent lines have been installed for those that have ordered them, an open seating policy will be used along press row.

RESULTS & STATISTICS: Live stats for each game will be available on the IHSAA website. Stats and box scores will be distributed at halftime and post-game as well as in the media work room.

LOCKER ROOM ACCESS: No one except tournament workers and team members will have access to the inner hallways where locker rooms are located.

NO CHILDREN, PLEASE: With the exception of high school students representing their school's newspaper, yearbook, radio or television station, and who have a team participating, no young people or children will be issued media credentials or be allowed in the working media area.

LIVE TELEVISION CUT-INS: Spot news reports showing live game action is prohibited. Stand-up reports for newscasts are permitted from inside the building provided that no live action is shown.

POST-GAME GUIDELINES

With the exception of the IHSAA's Radio, Television, Internet and Photography partners, all media members are asked to remain off the playing floor and behind the ropes during the post-game awards ceremonies.

The post-game ceremonies order will be as follows:

- Mental Attitude Award presentation
- Runner-Up medals and trophy presentation
- Championship medals and trophy presentation
- Team Photographs by Visual Sports Network

Following the Class A, 2A and 3A awards ceremonies, coaches and selected players will be escorted to the Media Interview Room for a formal press conference which is located on playing floor level just off the media entrance elevator. We ask your assistance to use the press conference as the appropriate time to conduct interviews. The runner-up team coach and selected players will go first followed by the championship team coach and players.

Because of newspaper deadline issues at the end of the 4A contest, no press conference will be scheduled and news media will be allowed to conduct interviews on and around the floor after the awards ceremonies.

Below are the top 25 teams in the state and their averages for scoring, points against and average margin of victory. Schools in the state finals are listed in bold. Information courtesy of John Harrell's Indiana High School Basketball website.

OFFENSIVE SCORING AVERAGE

1. Gary Wallace {3A}	78.36
2. Pike {4A}	77.70
3. Horizon Christian {1A}	76.27
4. Ev. Bosse {3A}	75.44
5. Leo {3A}	75.38
6. FW Luers {2A}	75.26
7. Indy Northwest {3A}	75.22
8. Indy Marshall {2A}	75.18
9. Ev. Central {4A}	74.64
10. Norwell {3A}	73.88
11. Jeffersonville {4A}	73.04
12. Bowman Academy {2A}	72.62
13. Columbus North {4A}	72.00
14. Ev. Harrison {4A}	71.92
15. Columbus Chr. {1A}	71.85
16. FW Northrop {4A}	71.63
17. Greensburg {3A}	71.19
18. N. Central (Indy) {4A}	71.05
19. FW North {4A}	70.80
20. Castle {4A}	70.50
21. LaPorte LaLumiere {1A}	70.40
22. Liberty Christian {1A}	70.08
23. Anderson {4A}	69.86
24. Ev. Reitz {4A}	69.52
25. Prov. Cristo Rey {1A}	69.12

DEFENSIVE SCORING AVERAGE

1. Providence {2A}	34.43
2. Jay County {4A}	35.74
3. Barr-Reeve {1A}	37.65
4. Caston {1A}	40.09
5. Mt. Vern. (Fort.) {3A}	42.38
6. Rockville {1A}	42.46
7. North Daviess {1A}	42.68
8. LaVille {2A}	42.76
Triton {1A}	42.76
10. Westview {2A}	42.88
11. Brownstown {3A}	43.12
12. Loogootee {1A}	43.26
13. Pioneer {1A}	43.76
14. Pendleton Hts. {4A}	43.88
15. White River Vly. {1A}	44.09
16. Concord {4A}	44.14
17. Munster {4A}	44.54
18. Southridge {2A}	44.67
19. Borden {1A}	45.31
Wapahani {2A}	45.31
21. Columbia City {4A}	45.42
22. Franklin {4A}	45.45
23. W. Lafayette {3A}	45.76
24. Greensburg {3A}	45.88
25. Delphi {2A}	46.04

AVERAGE MARGIN OF VICTORY

1. Greensburg {3A}	25.31
2. Jay County {4A}	24.43
3. Brownstown {3A}	23.19
4. Rockville {1A}	21.46
5. Park Tudor {2A}	21.21
6. Horizon Christian {1A}	21.08
7. Pioneer {1A}	20.28
8. Wapahani {2A}	19.65
9. Tipp. Valley {3A}	18.67
10. Providence {2A}	18.43
11. Barr-Reeve {1A}	18.08
12. Westview {2A}	17.67
13. Columbia City {4A}	17.21
14. Columbus North {4A}	16.60
15. Kouts {1A}	16.41
16. Norwell {3A}	16.16
17. Perry Central {2A}	16.00
18. LaPorte LaLumiere {1A}	15.93
19. Concord {4A}	15.43
20. Jeffersonville {4A}	15.39
21. Linton {2A}	15.26
22. Batesville {3A}	15.00
23. Andean {3A}	14.65
24. Waldron {1A}	14.35
25. Lakewood Park {1A}	14.09

Final Associated Press Poll

February 25, 2013

(Includes end of regular season records)

Class 4A

1. Carmel (4)	18-2	204
2. Munster (5)	22-0	201
3. Columbus North (2)	21-1	182
4. Evansville Harrison (1)	20-1	154
5. Pike	19-3	138
6. Hamilton Southeastern	17-3	135
7. Indianapolis Cathedral	19-5	88
8. Kokomo	19-2	75
9. Lawrence North	16-5	61
10. Indianapolis Arsenal Technical	20-4	56
Others: Concord 41, North Central (Indianapolis) 38, Jeffersonville 30, Ben Davis 22, Jay County 15.		

Class 3A

1. Mt. Vernon (Fortville) (5)	19-1	232
2. Greensburg (6)	19-1	216
3. Andean	17-3	174
4. Brownstown Central (1)	20-1	160
5. Evansville Bosse	17-5	130
6. Plymouth	17-3	122
7. Fort Wayne Concordia	17-4	108
8. Batesville	18-2	105
9. Frankfort	17-4	76
10. Indianapolis Northwest	15-6	65
Others: Guerin Catholic 27, Lebanon 20, Tippecanoe Valley 15.		

Class 2A

1. Park Tudor (12)	20-2	240
2. Tipton	20-2	206
3. Providence	17-3	182
4. Hammond Bishop Noll	17-4	120
5. Sullivan	19-3	109
6. Wapahani	18-3	99
7. Bowman Academy	11-9	82
8. Clarksville	15-5	68
9. Fort Wayne Bishop Luers	13-6	63
10. Linton-Stockton	18-3	51
Others: Indianapolis Broad Ripple 47, Westview 47, Perry Central 45, Southridge 33, Speedway 29, Hagerstown 19.		

Class A

1. Rockville (12)	22-0	240
2. Waldron	20-0	197
3. Barr-Reeve	20-1	196
4. Pioneer	17-3	158
5. Kouts	19-2	102
6. Lafayette Central Catholic	13-8	96
7. Evansville Day	16-4	83
8. Marquette Catholic	16-5	82
9. Loogootee	16-5	65
T10. Borden	17-3	62
T10. Triton	15-5	62
Others: Lakewood Park Christian 42, Fort Wayne Canterbury 35, North Daviess 14, Liberty Christian 6.		

Final IBCA Poll

February 24, 2013

(Includes end of regular season records)

1. Munster (16)	22-0	352
2. Carmel (1)	18-2	319
3. Columbus North (1)	21-1	317
4. Evansville Harrison	20-1	273
5. Pike	19-3	267
6. Hamilton Southeastern	17-3	257
7. Kokomo	19-2	216
8. Concord	19-1	200
9. Park Tudor	20-2	192
10. Indianapolis Arsenal Technical	20-4	174
11. Jeffersonville	19-3	162
12. North Central (Indianapolis)	14-5	151
13. Indianapolis Cathedral	19-5	145
14. Mt. Vernon (Fortville)	19-1	128
15. Greensburg	19-1	126
16. Lawrence North	16-5	91
17. Merrillville	17-3	87
18. South Bend Adams	18-2	81
19. Andean	17-3	30
20. Columbia City	19-3	29
Others: Barr-Reeve, Batesville, Ben Davis, Brownstown Central, Evansville Bosse, Evansville North, Fort Wayne Concordia , Fort Wayne Northrop, Frankfort, Indianapolis Scecina, Jay County, Mt. Vernon, Penn, Plymouth, Rockville, Tipton, Valparaiso, Waldron, Wapahani, Warren Central.		

IHSAA Boys Basketball State Finals Countdown to Tip-Off

Class A State Championship Game

Time of Day	Time on Clock	Activity
10:10 am ET	20:00	Warm-Up Begins
10:30 am	0:00	Teams to be Present on the Floor
10:31 am	0:00	<i>"Back Home Again in Indiana"</i>
10:33 am	0:00	Presentation of the Colors and National Anthem
10:35 am	0:00	Visiting Team Introductions
10:36 am	0:00	Home Team Introductions
10:37 am	8:00	Tip-Off

Class 2A State Championship Game

Time of Day	Time on Clock	Activity
TBD	20:00	Warm-Up Begins
	0:00	Teams to be Present on the Floor
	0:00	Pre-Game Announcements
	0:00	Visiting Team Introductions
	0:00	Home Team Introductions
TBD	8:00	Tip-Off

Class 3A State Championship Game

Time of Day	Time on Clock	Activity
5:40 pm ET	20:00	Warm-Up Begins
6:00 pm	0:00	Teams to be Present on the Floor
6:01 pm	0:00	<i>"Back Home Again in Indiana"</i>
6:03 pm	0:00	Presentation of the Colors and National Anthem
6:05 pm	0:00	Visiting Team Introductions
6:06 pm	0:00	Home Team Introductions
6:07 pm	8:00	Tip-Off

Class 4A State Championship Game

Time of Day	Time on Clock	Activity
TBD	20:00	Warm-Up Begins
	0:00	Teams to be Present on the Floor
	0:00	Pre-Game Announcements
	0:00	Visiting Team Introductions
	0:00	Home Team Introductions
TBD	8:00	Tip-Off

IHSAA Boys Basketball State Tournament History

Triton

Sectionals Championships: **(11)** 1964-65, 1998-99 A, 1999-00 A, 2000-01 A, 2002-03 2A, 2007-08 A, 2008-09 A, 2009-10 A, 2010-11 A, 2011-12 A, 2012-13 A

Regional Championships: **(6)** 1964-65, 1999-00 A, 2007-08 A, 2008-09 A, 2010-11 A, 2012-13 A

Semi-State Championships: **(4)** 2007-08 A, 2008-09 A, 2010-11 A, 2012-13 A

State Championships: **(1)** 2007-08 A

Borden

Sectionals Championships: **(4)** 2007-08 A, 2008-09 A, 2011-12 A, 2012-13 A

Regional Championships: **(2)** 2007-08 A, 2012-13 A

Semi-State Championships: **(1)** 2012-13 A

Bowman Academy

Sectionals Championships: **(4)** 2008-09 A, 2009-10 A, 2011-12 2A, 2012-13 2A

Regional Championships: **(3)** 2009-10 A, 2011-12 2A, 2012-13 2A

Semi-State Championships: **(3)** 2009-10 A, 2011-12 2A, 2012-13 2A

State Championships: **(1)** 2009-10 A

Linton-Stockton

Sectionals Championships: **(22)** 1925-26, 1926-27, 1928-29, 1929-30, 1933-34, 1935-36, 1941-42, 1942-43, 1944-45, 1945-46, 1946-47, 1950-51, 1953-54, 1957-58, 1965-66, 1966-67, 1970-71, 1973-74, 1974-75, 1975-76, 1981-82, 2012-13 2A

Regional Championships: **(2)** 1945-46, 2012-13 2A

Semi-State Championships: **(1)** 2012-13 2A

Fort Wayne Concordia Lutheran

Sectionals Championships: **(6)** 1962-63, 1980-81, 1988-89, 1999-00 3A, 2005-06 3A, 2012-13 3A

Regional Championships: **(3)** 1988-89, 1999-00 3A, 2012-13 3A

Semi-State Championships: **(1)** 2012-13 3A

Greensburg

Sectionals Championships: **(38)** 1926-27, 1928-29, 1929-30, 1930-31, 1931-32, 1932-33, 1935-36, 1936-37, 1937-38, 1941-42, 1942-43, 1943-44, 1944-45, 1947-48, 1948-49, 1949-50, 1952-53, 1953-54, 1954-55, 1959-60, 1961-62, 1962-63, 1965-66, 1966-67, 1976-77, 1979-80, 1980-81, 1981-82, 1983-84, 1985-86, 1988-89, 1989-90, 1992-93, 2000-01 3A, 2008-09 3A, 2009-10 3A, 2011-12 3A, 2012-13 3A

Regional Championships: **(7)** 1930-31, 1936-37, 1965-66, 1966-67, 1983-84, 2008-09 3A, 2012-13 3A

Semi-State Championships: **(1)** 2012-13 3A

Carmel

Sectionals Championships: **(24)** 1924-25, 1965-66, 1966-67, 1967-68, 1968-69, 1969-70, 1970-71, 1971-72, 1972-73, 1973-74, 1975-76, 1976-77, 1977-78, 1978-79, 1979-80, 1986-87, 1987-88, 1991-92, 1992-93, 1994-95, 2005-06 4A, 2007-08 4A, 2011-12 4A, 2012-13 4A

Regional Championships: **(8)** 1924-25, 1969-70, 1976-77, 1979-80, 1986-87, 1992-93, 2011-12 4A, 2012-13 4A

Semi-State Championships: **(5)** 1969-70, 1976-77, 1992-93, 2011-12 4A, 2012-13 4A

State Championships: **(2)** 1976-77, 2011-12 4A

Indianapolis Cathedral

Sectionals Championships: **(9)** 1970-71, 1971-72, 1981-82, 1991-92, 1993-94, 1994-95, 1996-97, 1997-98 3A, 2012-13 4A

Regional Championships: **(5)** 1971-72, 1981-82, 1996-97, 1997-98 3A, 2012-13 4A

Semi-State Championships: **(3)** 1981-82, 1997-98 3A, 2012-13 4A

State Championships: **(1)** 1997-98 3A

Class A State Finalist Team Notes

Two top defensive squads will battle it out for the Class A state title.

Team Statistical Comparison

Triton	Category	Borden
.479	FG Percentage	.491
.296	3-Pt. FG Percentage	.356
.660	FT Percentage	.714
30.0	Rebound Average	27.7
54.2	Points Per Game	58.4
42.8	Points Allowed Per Game	45.4
+12.4	Points Differential	+13.0

Triton Trojans

- Tied for 10th in AP Class A poll; unranked in state coaches poll.
- Triton seeking its second Class A state championship in its fourth appearance in the boys basketball state finals.
- Team ranked tied for eighth in state in scoring defense allowing opponents only 42.8 ppg. Have held four of five tourney foes to 41 points or less.
- Trojans upset #6 Lafayette Central Catholic 40-32 on Saturday to win their fourth semi-state championship in six seasons. It was the third straight time Triton had beaten Central Catholic in the Lafayette Jeff Semi-State (2008, 2009).
- Triton was led by Clay Yeo with 16 points in its semi-state victory. Team only attempted 29 field goals in the game.
- Began season 2-3 but have gone 18-2 since including its current 12-game winning streak.
- Trojans will face their fourth top 10 team this tournament with a championship on the line when they face #10 Borden on Saturday. Team defeated #8 Marquette Catholic 47-46 for the sectional title, #4 Pioneer 53-41 for the regional title and #6 Lafayette Central Catholic 40-32 for the semi-state crown.
- 10-1 vs. other Class A teams; 4-1 vs. 2A teams; 5-3 vs. 3A teams; 1-0 vs. 4A teams.
- Co-champions of the Northern State Conference with 6-1 record.

Boys Basketball State Finals History

State Champion: **(1)** 2007-08 (A)
 Runner-Up: **(2)** 2008-09 (A), 2010-11 (A)
 Appearances: **(4)** 2007-08 (A), 2008-09 (A), 2010-11 (A), 2012-13 (A)

School's IHSAA State Championship History (4)

Baseball **(1)** 2000-01 (A)
 Boys Basketball **(1)** 2007-08 (A)
 Girls Basketball **(2)** 1999-00 (A), 2000-01 (A)

Borden Braves

- Tied for 10th in AP Class A poll; unranked in state coaches poll.
- First state finals appearance by a Borden team in any IHSAA team sport (baseball, basketball, football, soccer, softball, volleyball).
- Braves began season on a nine-game winning streak and have reached the state championship game on another nine-game winning streak.
- Team ranks 19th in state in scoring defense allowing opponents only 45.3 ppg. Have held four of six tourney opponents to 44 points or less.
- In Saturday's 47-44 semi-state victory over University, the Braves closed out the game on a 10-3 run for its fourth consecutive come-from-behind victory. They've won the last three tournament games by a combined five points.
- Borden is 11-0 against teams that finished their season with an above-.500 record while the Braves are 12-3 against teams with records below .500.
- Borden is 7-1 in games decided by three points or fewer or in overtime this season.
- Defeated #3 Barr-Reeve, the only ranked team its faced this tournament so far, 43-42, for the regional championship.
- Braves are 17-1 vs. other Class A teams; 5-1 vs. 2A teams; 1-1 vs. 3A teams.
- Champions of the Southern Conference with 5-0 record.

Boys Basketball State Finals History

First Appearance

School's IHSAA State Championship History

This would be the school's first state championship in any team sport.

Class 2A State Finalist Team Notes

Bowman, last year's state runner-up, will line up trying to halt Linton's historic season.

Team Statistical Comparison

Bowman Academy	Category	Linton-Stockton
.630	FG Percentage	.331
.410	3-Pt. FG Percentage	.536
.650	FT Percentage	.721
38.4	Rebound Average	33.1
72.8	Points Per Game	63.5
67.8	Points Allowed Per Game	48.2
+5.0	Points Differential	+15.3

Bowman Academy Eagles

- Ranked #7 in AP Class 2A poll; unranked in state coaches poll.
- Bowman Academy aiming for second state championship and first 2A crown. Eagles playing in third championship game in four years and finished as state runner-up in last year's 2A title game.
- One of two returning state finalist teams from last year (Carmel).
- Rank 12th in the state in scoring at 72.6 ppg.
- Bowman shot 50 percent from the field in eliminating Tipton for the semi-state championship for the second year in a row. Arthur Haggard scored 19 for Bowman and the Eagles withstood a furious fourth quarter rally by Tipton and Mike Crawford who scored 40 points for the second straight year against Bowman in the semi-state matchup.
- Eagles will face their fourth top 10 team this tournament with a championship on the line when they face #10 Linton-Stockton on Saturday. Eagles defeated #4 Hammond Bishop Noll, 76-63 for the sectional title, #9 Fort Wayne Bishop Luers, 82-72 for the regional title and #2 Tipton for the semi-state crown.
- Bowman began the season 0-4 and were 2-7 against a primarily 3A and 4A schedule. Have gone 15-2 since the start of January. Team is 8-0 vs. other 2A teams.
- Head coach Marvin Rea, also the school's athletic director, is 96-41 in six years with the school. In 2010, he became second individual to win the Arthur L. Trester Mental Attitude Award as a player (1987, Gary Roosevelt) and go on to coach a team to a state championship. Jim Myers won the mental attitude award in 1939 as an Evansville Bosse player and then coached the Bulldogs to the 1962 state championship.
- With the new Tournament Success Factor, Bowman Academy has accumulated enough tournament points over the last two seasons and will play in Class 3A for next two years.

Boys Basketball State Finals History

State Champion: **(1)** 2009-10 (A)

Runner-Up: **(1)** 2011-12 (2A)

Appearances: **(3)** 2009-10 (A), 2011-12 (2A), 2012-13 (2A)

School's IHSAA State Championship History (1)

Boys Basketball: **(1)** 2009-10 (A)

Linton-Stockton Miners

- Ranked #10 in AP Class 2A poll; unranked in state coaches poll.
- Linton-Stockton playing in its first boys basketball state finals in school history.
- Miners captured their first sectional since 1982, their first regional since 1946 and first-ever semi-state title.
- Ranks 21st in state in margin of victory defeating opponents by an average of 15.3 ppg.
- First boys team from school to play in a state championship game and third overall. Softball team finished as Class 2A runner-up in 2008-09, 2009-10.
- Seniors Dess Fougerousse and Austin Karazsia led the Miners with 33 and 28 points, respectively, in their overtime semi-state victory over Speedway.
- Miners have won their last four games by six points or less.
- Linton-Stockton will face its third ranked opponent of the tournament in #7 Bowman Academy. Miners defeated #5 Sullivan 47-41 for the sectional crown and #8 Clarksville 65-62 in the regional semifinals.
- 12-1 vs. other 2A teams; 3-0 vs. 3A teams; 1-0 vs. 4A teams.
- Champions of the Southwestern Indiana Conference with a 7-1 record.
- School has been a continuous IHSAA member school since 1905, two years after the Association's founding.

Boys Basketball State Finals History

First Appearance

School's IHSAA State Championship History (1)

Boys Track **(1)** 1909-10

Class 3A State Finalist Team Notes

Both of these squads will look to capitalize on an already-historic season.

Team Statistical Comparison

FW Concordia	Category	Greensburg
.561	FG Percentage	.614
.336	3-Pt. FG Percentage	.422
.652	FT Percentage	.721
29.1	Rebound Average	27.3
64.9	Points Per Game	71.2
53.4	Points Allowed Per Game	45.9
+11.5	Points Differential	+25.3

Fort Wayne Concordia Lutheran Cadets

- Ranked #7 in AP Class 3A poll; unranked in state coaches poll.
- Fort Wayne Concordia is making its first appearance in the boys basketball state finals following a thrilling 68-63 overtime win over #3 Andrean.
- Cadets trailed Andrean by eight points midway through the fourth quarter and had a chance to win in regulation. Brian Gremaux contributed seven points and three rebounds in the extra session.
- Second-ranked Greensburg will be the second ranked team Concordia has faced this tournament (#3 Andrean).
- Cadets captured their first sectional championship since 2006, their first regional since 2000 and their first semi-state in school history.
- Team began season winning first nine games and have won 12 of last 13 games to reach this point.
- Each of their losses have come to 4A teams this season.
- Concordia is 12-0 vs. other 3A teams this season; 7-4 vs. 4A teams.
- Co-champions of the Summit Athletic Conference with 5-2 record.

Boys Basketball State Finals History

First Appearance

School's IHSAA State Championship History (x)

Girls Basketball (2) 2009-10 (3A), 2011-12 (3A)

Girls Cross Country (1) 1983-84

Boys Track (1) 1998-99

Greensburg Pirates

- Ranked #2 in AP Class 3A poll; #15 in state coaches poll.
- Greensburg will make its second appearance in the boys basketball state finals and first since 1931 following its 62-37 dismantling of top-ranked Mt. Vernon (Fortville). Junior Sean Sellers led all scorers with 20 points and 14 rebounds.
- Team is riding a 14-game winning streak following its only loss of the season, a 72-65 road setback to conference rival Batesville on Jan. 11. Pirates had already beaten Batesville 58-56 on Dec. 1 and then eliminated them in the rubber match in the sectional.
- The school's only other state championship game appearance resulted in a Class 2A state runner-up finish for the softball team in 1998.
- Greensburg ranks 17th in state in scoring at 71.2 ppg, 24th in points allowed at 45.9 ppg and first in margin of victory at 25.3 ppg.
- This edition of the Pirates will face their fifth top eight foe in six contests. Defeated #8 conference rival Batesville 77-65 in sectional, #5 Evansville Bosse 82-65 in regional semis, #4 Brownstown Central 65-54 for regional title and Saturday's victory Mt. Vernon (Fortville) for semi-state crown.
- The Pirates' last state finals appearance pre-dates the use of semi-states in the tournament so Saturday's victory was their first semi-state championship. Semi-states were first used in 1936.
- In 1931, 16 teams advanced to the two-day state finals at Hinkle Fieldhouse. Greensburg lost its opening round game on Friday evening to Terre Haute Wiley, 31-18.
- Head coach Stacy Meyer led Southwestern (Shelbyville) to a Class A state runner-up finish in 2003.
- Champions of the Eastern Indiana Conference with a 9-1 record.
- For all but one year (1913-14), Greensburg has been a continuous IHSAA member school since 1905.

Boys Basketball State Finals History

Appearances: (2) 1930-31, 2012-13 (3A)

School's IHSAA State Championship History

This would be the school's first state championship in any team sport.

Class 4A State Finalist Team Notes

Two old rivals will meet for the second time this year, this time for all the marbles.

Team Statistical Comparison

Carmel	Category	Ind. Cathedral
.584	FG Percentage	.407
.411	3-Pt. FG Percentage	.371
.788	FT Percentage	.719
21.8	Rebound Average	26.7
60.1	Points Per Game	67.7
46.1	Points Allowed Per Game	54.1
+14.0	Points Differential	+13.6

Carmel Greyhounds

- Ranked #1 in AP Class 4A poll and #2 in single class state coaches poll.
- Carmel advances to the boys basketball state finals for the second year in a row as the defending 4A state champion and the sixth time overall. They'll be attempting to win their third state championship (1977).
- Greyhounds will face #7 Cathedral for the second time this season. Carmel won a 60-54 decision at home on Jan. 9.
- Only defending state champion to return a year later and one of two state finalist teams from 2012 (Bowman Academy).
- Saturday's matchup against #7 Cathedral will be just the second ranked team the Greyhounds have faced in the tournament. Defeated #8 Kokomo 60-47 in the regional semifinals.
- Carmel won the Metropolitan Interscholastic Conference championship with a 7-0 league record.
- Head coach Scott Heady is 57-19 in his third year at the school and 273-146 in 18 years overall. His father Bob Heady will be inducted in Indiana Basketball Hall of Fame on Wednesday evening.
- Team has two returning starters - Michael Volovic and Zach McRoberts - from last year's state championship team.
- For all but two years (1907-08, 1908-09), Carmel has been a continuous IHSAA member school since 1904.

Boys Basketball State Finals History

State Champion: **(2)** 1976-77, 2011-12 (4A)
 Runner-Up: **(1)** 1969-70
 Appearances: **(6)** 1924-25, 1969-70, 1976-77, 1992-93, 2011-12 (4A), 2012-13 (4A)

School's IHSAA State Championship History (112)

Greyhounds are seeking their 113th IHSAA state championship overall. They've already won boys tennis, boys cross country, girls cross country and girls swimming and diving state titles this school year.

Indianapolis Cathedral Fighting Irish

- Ranked #7 in AP Class 4A poll and #13 in single class state coaches poll.
- Indianapolis Cathedral returns to a state championship game for the first time since 1998 when they became the first Class 3A state champion.
- Fighting Irish captured their first sectional, regional and semi-state titles since that 1998 state championship season.
- Fighting Irish enter state championship game riding a 19-game winning streak.
- Saturday night's game will be the fourth-ranked team Cathedral has faced in its seven tourney games. Defeated #9 Lawrence North 64-59 and #10 Indianapolis Tech 66-50 in the sectional and #5 Pike 62-57 in the regional championship.
- Cathedral is 9-9 vs. Carmel in last 18 meetings but has lost two straight in the series including a 60-54 loss at Carmel on Jan. 9.
- Following that game, Cathedral lost three nights later to Detroit Romulus, before embarking on its 19-game winning streak.

Boys Basketball State Finals History

State Champion: **(1)** 1997-98 (3A)
 Appearances: **(3)** 1981-82, 1997-98 (3A), 2012-13 (4A)

School's IHSAA State Championship History (26)

Irish will be playing for their 27th state championship in school history and second this school year following their 4A football crown on Thanksgiving weekend.

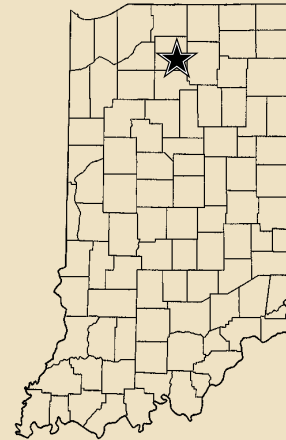


Triton Trojans

Class A



Front Row (left to right): Trenton Cooper, Jeff Martin, Abigail Stevens; Middle Row: Andrew Chupp, Darren Harrell, Bryce Wanemacher, Cody Shively, Drew Mosson, Skyler Reichert, Bryson Mosier, Aaron Stevens; Back Row: Asst. Coach Matt Landis, Tanner Shepherd, Seth Glingie, Clay Yeo, Joey Corder, Dillon Meadway, Asst. Coach Steve Duff, Head Coach Jason Groves.



Team Facts

Town/City: Bourbon
 County: Marshall
 Superintendent: Donna Burroughs
 Principal: Michael Chobanoy
 Athletic Director: Mason McIntyre
 Head Coach: Jason Groves
 Assistant Coaches: Steve Duff, Matt Landis, Dave Carpenter
 Student Managers: Aaron Stevens, Andrew Chupp, Abigail Stevens, Jeff Martin
 School Colors: Royal Blue and Gold
 Conference: Northern State
 Enrollment: 312
 Starters Returning From Last Year: 3
 Last Year's Final Won-Loss Record: 20-6

Team Roster & Statistics

Lt.	Dk.	Name	Ht.	Gr.	Pos.	GP	FG-FGA	FG%	3FG%	FT%	APG	RPG	PPG
4	4	Joey Corder	6-3	10	G	20	29-65	.446	.261	.517	1.9	3.3	3.9
5	5	Clay Yeo	6-6	12	G	24	233-412	.566	.323	.742	3.0	7.9	26.3
10	10	Darren Harrell	5-10	11	G	17	13-43	.302	.270	.765	1.7	1.1	2.8
12	12	Bryson Mosier	5-11	12	G	16	6-16	.375	.200	1.000	0.6	0.9	1.1
14	14	Jordan Anderson	5-8	9	G	6	1-6	.167	.000	.000	2.0	0.3	2.0
20	20	Bryce Wanemacher	6-0	11	F	14	2-7	.286	.000	.333	0.0	0.5	0.4
22	22	Trenton Cooper	5-10	12	G	16	2-5	.400	.000	.571	0.2	0.2	0.5
24	24	Tanner Shepherd	6-1	11	G	25	104-237	.439	.301	.662	0.8	3.4	11.2
30	30	Seth Glingie	6-4	12	C	25	46-85	.541	.000	.515	1.0	5.0	4.3
33	33	Cody Shively	6-1	11	F	20	29-63	.460	.111	.474	1.9	3.2	68.0
34	34	Drew Mosson	6-2	12	G	21	9-41	.220	.292	.200	0.3	0.9	1.2
40	40	Dillon Meadway	6-2	11	F	17	7-11	.636	.000	.600	0.4	1.7	1.0
42	42	Skyler Reichert	6-1	10	G	25	23-61	.377	.347	.000	0.4	1.4	2.5
		Blake Johnson	5-10	9	F	2	0-1	.000	.000	.000	0.0	0.0	0.0

Team Totals / Percentages 504-1053 .479 .296 .660 10.5 30.0 54.2

State Finals History

State Champion: 2008 (A)
 Runner-Up: 2009 (A), 2011 (A)
 Appearances: 2008 (A), 2009 (A), 2011 (A), 2013 (A)



Jason Groves
 Head Coach
 8th Year (159-41)

Season Results (20-5)

11/21	at Oregon-Davis	W	61-33
11/27	at Plymouth	L	43-63
11/30	at NorthWood	L	62-66
12/4	North Miami	W	75-44
12/8	at Mishawaka Marian	L	50-63
12/11	at Bethany Christian	W	72-36
12/14	New Prairie	W	51-27
12/18	Warsaw	W	49-47
1/3	Elkhart Christian	W	44-37
1/5	Glenn	W	65-46
1/11	Culver Community	L	42-46
1/15	vs. Argos	W	50-28
1/18	vs. LaVille	L	48-50
1/25	at Jimtown	W	55-43
1/29	at Argos	W	60-32
2/2	at LaVille	W	44-38
2/7	Bremen	W	54-37
2/12	Rochester	W	60-45
2/15	Tippecanoe Valley	W	65-59
2/22	at Knox	W	76-37

Culver Community Sectional

3/1	Culver Community	W	44-32
3/2	Marquette Catholic	W	47-46

Triton Regional

3/9	Fort Wayne Canterbury	W	44-41
3/9	Pioneer	W	53-41

Lafayette Jefferson Semi-State

3/16	Lafayette Central Catholic	W	40-32
------	----------------------------	---	-------

Triton Head Coach Jason Groves

Name: Jason Groves
Employer: Triton School Corporation
Occupation (If teacher, what subjects?): English

Education

College: Bethel College
Year Graduated: 1998
Degree(s) / Major(s): English Education
High School: John Glenn
Year Graduated: 1994

Athletic Participation

Sport	Years in High School (ie:1978-82)	Years in College (ie: 1982-86)
Basketball	1991-1994	1994-1996
Football	1991-1994	
Baseball, Golf	1991-1994	

As A High School Or College Player, Have You Ever Competed In A State Or National Championship Event In Any Sport? If Yes, Please Give Details: NAIA DII in 1995 at Bethel College

Coaching Experience (Basketball Only)

Number of Years as Varsity Head Coach at Current School (ie: 5 years): 8 years
Actual Years as Varsity Head Coach at Current School (ie: 1997-2001): 2005-2013
Won-Loss Record as Varsity Head Coach at Current School: 159-41
Overall Varsity Head Coaching Record: 159-41

Please list below where you've coached during your career:

School	Head/Asst.	No. of Years (ie: 5)	(ie: 1992-present)
Triton High School	JV	5	2000-2005
Triton High School	Varsity	8	2005-present

Tournament Record

(As the Varsity Head Coach, list years your team won)

Sectional: 2008, 2009, 2010, 2011, 2012, 2013

Regional: 2008, 2009, 2011, 2013

Semi-State: 2008, 2009, 2011, 2013

State Championship: 2008

Something Interesting About You Personally or Professionally That People Might Not Know?

My wife's name is Carrie and we have 3 daughters: Delanie is 11, Jolie is 9, and Mylie is 5
I am a huge Notre Dame Football fan

Borden Braves

Class A



Front Row (left to right): Evan Adams (manager), Billy Kirchgessner, Kyle Kruer, Josh Vollstedt, Julien Magallanes, Brian McGee; Back Row: Kielan Certeza (manager), Asst. Coach Kaden Nolot, Asst. Coach Ray Weatherford, Adam Jackson (manager), Josh Ruedinger, Jacob Schafer, Zack Gillam, Michael Lynch, Cody Bachman, Jalen McCoy, Garrett Vick, Head Coach Doc Nash.



Team Facts

Town/City: Borden
 County: Clark
 Superintendent: Monty Schneider
 Principal: Lisa Nale
 Athletic Director: Toby Cheatham
 Asst. Athletic Director: Amanda Cavins
 Head Coach: Doc Nash
 Assistant Coaches: Ray Weatherford, Kaden Nolot
 Student Managers: Adam Jackson, Evan Adams, Kielan Certeza
 School Colors: Red and Black
 Conference: Southern Atlantic
 Enrollment: 240
 Starters Returning From Last Year: 5
 Last Year's Final Won-Loss Record: 22-2

Team Roster & Statistics


Lt.	Dk.	Name	Ht.	Gr.	Pos.	GP	FG-FGA	FG%	3FG%	FT%	APG	RPG	PPG
3	3	Brian McGee	6-0	11	G	17	6-20	.300	.222	.900	0.4	0.4	1.4
4	4	Josh Vollstedt	5-10	11	G	23	42-100	.420	.333	.792	0.5	0.9	5.2
11	11	Billy Kirchgessner	6-0	12	G	25	68-145	.469	.276	.736	5.0	5.3	9.6
21	21	Garrett Vick	6-1	11	F	25	72-138	.522	.346	.702	1.3	4.4	8.5
22	22	Zack Gillam	6-4	11	F	14	12-26	.462	.000	.667	0.0	1.5	2.0
24	24	Jalen McCoy	6-1	12	G	25	113-250	.452	.380	.778	1.8	2.1	12.2
31	31	Michael Lynch	6-2	12	F	25	87-164	.530	.250	.773	0.9	4.2	9.0
32	32	Kyle Kruer	5-10	10	G	10	2-8	.250	.000	.333	0.1	0.5	0.5
33	33	Josh Ruedinger	6-2	11	F	25	41-75	.547	.000	.565	0.2	3.3	4.3
34	34	Cody Bachman	6-2	12	F	25	65-107	.607	.600	.694	1.7	3.5	7.2
35	35	Jacob Schafer	6-3	10	F	12	2-6	.333	.000	.444	0.3	0.5	0.7
43	43	Julien Magallanes	5-9	9	G	0	0-0	.000	.000	.000	0.0	0.0	0.0
		Bryce Moore	6-0	10	F	0	0-0	.000	.000	.000	0.0	0.0	0.0
		Caleb Hart	5-10	9	G	0	0-0	.000	.000	.000	0.0	0.0	0.0
		Reilly Gray	6-0	9	G	0	0-0	.000	.000	.000	0.0	0.0	0.0

Team Totals / Percentages

513-1044 .491 .356 .714 11.7 27.7 58.4

State Finals History

First Appearance



Doc Nash
 Head Coach
 7th Year (115-49)

Season Results (23-3)

11/20	at Eastern (Pekin)	(2 OT) W	79-76
11/24	at Shoals	W	62-38
11/30	Lanesville	W	76-68
12/7	South Central (Elizabeth)	W	77-42
12/8	at Crothersville	W	84-47
12/14	vs. Eastern (Pekin)	W	64-49
12/15	vs. West Washington	W	55-36
12/28	at Paoli	W	67-66
1/4	New Washington	W	63-40
1/5	Silver Creek	L	51-60
1/11	at Austin	L	43-45
1/18	at Christian Acad. of Indiana	W	54-44
1/19	Henryville	W	64-40
1/25	at Orleans	W	37-36
2/2	at Rock Creek Academy	W	59-53
2/7	Medora	W	69-31
2/9	Springs Valley	L	31-34
2/15	Clarksville	(OT) W	56-55
2/19	at West Washington	W	45-32
2/22	at Salem	W	63-34

Borden Sectional

2/26	South Central (Elizabeth)	W	64-38
3/1	New Washington	W	44-27
3/2	Lanesville	W	59-50

Loogootee Regional

3/9	Orleans	W	52-51
3/9	Barr-Reeve	W	43-42

Seymour Semi-State

3/16	University	W	47-44
------	------------	---	-------

Borden Head Coach Doc Nash

Name: Doc Nash

Employer: West Clark Community Schools

Occupation (If teacher, what subjects?): Secondary High School Physical Education Teacher

Education

College: Olney Central and Manchester

Year Graduated: 1999, 2002

Degree(s) / Major(s): Bachelor of Science/Secondary Physical Education Teacher

High School: New Washington

Year Graduated: 1997

Athletic Participation

Sport	Years in High School (ie:1978-82)	Years in College (ie: 1982-86)
Basketball	1993-97	1998-2002
Tennis	1993-97	

As A High School Or College Player, Have You Ever Competed In A State Or National Championship Event In Any Sport? If Yes, Please Give Details: No

Coaching Experience (Basketball Only)

Number of Years as Varsity Head Coach at Current School (ie: 5 years): 7

Actual Years as Varsity Head Coach at Current School (ie: 1997-2001): 7

Won-Loss Record as Varsity Head Coach at Current School: 115-49

Overall Varsity Head Coaching Record: 115-49

Please list below where you've coached during your career:

School	Head/Asst.	No. of Years (ie: 5)	(ie: 1992-present)
Borden	Head	7	2007-present
Austin	JV	4	2003-2006

Tournament Record

(As the Varsity Head Coach, list years your team won)

Sectional: 2008, 2009, 2012, 2013

Regional: 2008, 2013

Semi-State: 2013

State Championship:

Something Interesting About You Personally or Professionally That People Might Not Know?

I am currently working on Masters in Education Leadership.

I like to hunt and ride RZR's.

Bowman Academy Head Coach Marvin Rea

Name: Marvin Rea
Employer: Bowman Academy
Occupation (If teacher, what subjects?): Athletic Director

Education

College: Purdue University (West Lafayette)
Year Graduated: 1991
Degree(s) / Major(s): Industrial Management
High School: Gary Roosevelt
Year Graduated: 1987

Athletic Participation

Sport	Years in High School (ie:1978-82)	Years in College (ie: 1982-86)
Basketball	Gary Roosevelt 1983-87	Purdue University 1987-89

As A High School Or College Player, Have You Ever Competed In A State Or National Championship Event In Any Sport? If Yes, Please Give Details: 1986-87 Arthur L. Trester Award, 1987 IHSAA State Finals Gary Roosevelt, Big Ten Conference Champs 1987-88 (Purdue University), NCAA Sweet 16 Appearance 1988 (Purdue University)

Coaching Experience (Basketball Only)

Number of Years as Varsity Head Coach at Current School (ie: 5 years): 5 years
Actual Years as Varsity Head Coach at Current School (ie: 1997-2001): 2008- present
Won-Loss Record as Varsity Head Coach at Current School: 96-41
Overall Varsity Head Coaching Record: 96-41

Please list below where you've coached during your career:

School	Head/Asst.	No. of Years (ie: 5)	(ie: 1992-present)
Bowman Academy	Head Coach	5	2008-present

Tournament Record

(As the Varsity Head Coach, list years your team won)

Sectional: 2009 , 2010, 2012, 2013

Regional: 2010,2012, 2013

Semi-State: 2010,2012, 2013

State Championship: 2010

Something Interesting About You Personally or Professionally That People Might Not Know?

1987 Arthur L. Trester Award Winner. I was a walk on at Purdue University from 1987-89. I was Director of Operation at Enjoy Life Foods a dedicated nut- and Gluten Free Bakery for 6 years. I was also Logistic services manager and production manager for leading food manufacturing companies as Kraft, Quaker Oats, and Gatorade.

Linton-Stockton Miners

Class 2A



Front Row (left to right): Zach Phegley, Andrew Woods, Zach Johnson, Chad Trent, Pierce Jackson, Joe Dieball, Drew Witty, Beau Eaton, Josh Graber, Jacob Clothier, Cassidy Clothier (manager); Back Row: Sam Dyar, Head Coach Joey Hart, Adrena McDonald (manager), Ryan Woodward, Cody Kocher, Zac Riddell, Austin Karaszia, Trent Wilkes (manager), Dess Fougousse, Jackson Bohnert, Bryant Jackson, Cole Riggleman, Keith Fulk, Asst. Coach Noah Hawkins, Asst. Coach Chris Kosiak.



Team Facts

Town/City: Linton
 County: Greene
 Superintendent: Nick Karaszia
 Principal: Nathan Moore
 Athletic Director: Charlie Karaszia
 Head Coach: Joey Hart
 Assistant Coaches: Noah Hawkins, Joe Hart, Chris Kosiak, Jim Clothier
 Student Managers: Trent Wilkes, Adrena McDonald, Cassidy Clothier
 School Colors: Red, White, and Blue
 Conference: Southwest Indiana
 Enrollment: 349
 Starters Returning From Last Year: 2
 Last Year's Final Won-Loss Record: 12-10

Team Roster & Statistics

Lt.	Dk.	Name	Ht.	Gr.	Pos.	GP	FG-FGA	FG%	3FG%	FT%	APG	RPG	PPG
3	3	Bryant Jackson	6-3	11	G	27	38-92	.413	.378	.826	1.6	3.0	4.7
10	10	Keith Fulk	5-10	12	G	27	47-122	.385	.300	.692	5.1	2.3	4.8
12	12	Drew Witty	5-11	10	G	5	0-2	.000	.000	.000	0.2	0.2	0.0
20	20	Ryan Woodward	5-9	11	G	26	9-42	.214	.227	.667	1.9	0.9	1.6
21	21	Austin Karaszia	6-8	12	C	27	206-293	.703	.363	.818	2.2	8.4	20.4
23	23	Cole Riggleman	5-10	12	G	13	4-11	.363	.333	.600	0.4	0.2	1.1
24	24	Jackson Bohnert	6-4	12	F	25	63-108	.583	.000	.647	1.8	4.3	6.4
25	25	Cody Kocher	6-1	12	G	12	2-14	.142	.083	.500	0.1	0.5	0.5
32	32	Dess Fougousse	6-5	12	F	27	209-384	.544	.395	.695	4.5	8.4	20.9
33	33	Zac Riddell	6-3	11	F	21	15-27	.555	.000	.556	0.4	1.1	1.5
42	42	Joe Dieball	5-9	9	G	19	7-10	.700	.000	.363	1.0	0.7	0.9
44	44	Beau Eaton	6-1	11	F	16	8-17	.470	.000	.500	0.3	0.5	1.7
50	50	Zach Johnson	6-5	10	C	8	4-8	.500	.000	.800	0.0	0.5	1.5
		Sam Dyar	6-1	12	G	8	7-24	.291	.333	.777	3.0	2.3	3.1

Team Totals / Percentages 76-229 .331 .536 .721 18.9 33.1 63.5

State Finals History

First Appearance



Joey Hart
 Head Coach
 3rd Year (47-25)

Season Results (24-3)

11/24	at North Knox	W	62-33
11/30	at Owen Valley	W	58-36
12/1	Bloomfield	W	61-39
12/14	at Shakamak	W	72-51
12/15	at Sullivan	(OT) W	60-55
12/27	vs. Sullivan	L	51-58
12/28	vs. South Vermillion	W	78-46
12/29	vs. Casey-Westfield (IL)	L	64-70
1/2	vs. Union (Dugger)	W	96-36
1/4	vs. Shakamak	(2 OT) W	70-62
1/5	vs. White River Valley	W	56-50
1/11	Vincennes Rivet	W	56-45
1/18	at North Davless	W	36-14
1/22	Union (Dugger)	W	70-47
1/25	at Eastern-Greene	W	58-44
1/26	at South Knox	W	58-49
2/9	White River Valley	W	52-43
2/12	Clay City	L	50-53
2/15	North Central (Farmersburg)	W	87-49
2/19	West Vigo	W	50-35
2/20	Northview	W	77-52
North Knox Sectional			
2/27	South Knox	W	67-44
3/1	North Knox	W	69-50
3/2	Sullivan	W	47-41
Southridge Regional			
3/9	Clarksville	W	65-62
3/9	Perry Central	W	68-63
Richmond Semi-State			
3/16	Speedway	(OT) W	76-75

Linton-Stockton Head Coach Joey Hart

Name: Joey Hart

Employer: Electro Enterprises

Occupation (If teacher, what subjects?): Field Sales Executive

Education

College: Vincennes University, Coastal Carolina University, Indiana State University

Year Graduated: 1995

Degree(s) / Major(s): Associate of Science(Mathematics), Bachelor of Science(Math Education), Masters(Olivet)

High School: Union(Dugger)

Year Graduated:1990

Athletic Participation

Sport	Years in High School (ie:1978-82)	Years in College (ie: 1982-86)
Basketball	1987-1990	1990-1994

As A High School Or College Player, Have You Ever Competed In A State Or National Championship Event In Any Sport? If Yes, Please Give Details:

Played in first round of 1993 NCAA Tournament for Coastal Carolina losing to Michigan

Coaching Experience (Basketball Only)

Number of Years as Varsity Head Coach at Current School (ie: 5 years): 3

Actual Years as Varsity Head Coach at Current School (ie: 1997-2001):15

Won-Loss Record as Varsity Head Coach at Current School:47-25

Overall Varsity Head Coaching Record:193-153

Please list below where you've coached during your career:

School	Head/Asst.	No. of Years (ie: 5)	(ie: 1992-present)
Union(Dugger)	Asst.	1	1994-1995
Evansville North	Asst.	1	1995-1996
Shakamak	Head	6	1996-2002
Vincennes University	Asst.	2	2002-2004
Turkey Run	Head	6	2004-2010
Linton-Stockton	Head	3	2010-Current

Tournament Record 19-14

(As the Varsity Head Coach, list years your team won)

Sectional: 2013

Regional: 2013

Semi-State: 2013

State Championship:


Something Interesting About You Personally or Professionally That People Might Not Know?

My father coached in the 2000 State Championship with Union(Dugger) and is an assistant coach for Linton-Stockton. My wife, Brooke, and I have four children Joey(8), Ryllee(6), and twins Toby and Jack(3).



Fort Wayne Concordia Lutheran Cadets

Class 3A



Front Row (left to right): Bailee Buchs, Taylor Miller; Second Row: Megan Grubbs, Kassidy Jones, Veronica Croucher, Jensine Koehlinger, Hunter Kirby, Sydney Senger, Haley Felger, Jacky Fairfield, Molly Martin, Hayley Grover, Sydney Lahmeyer; Third Row: Jessica LeBeau, Hannah Franklin, Austin Harris, Marq Rogers, Brandon Webb, Thomas Starks, Ryan Gross, Reggie Tharp; Fourth Row: Anthony Brewer, Ryan Poor, Briana Harrison, John Kuker, Mitchell Gotsch, Cam Weikart, Angel Harris; Back Row: Josh Bultemeyer, Asst. Coach Andy Whirrett, Asst. Coach Tim Reinking, KiVaun Edwards, Drew Brown, Mitch Paradine, Brian Gremaux, Aric Curry, Paxton Bergdoll, D.J. McCall, Asst. Coach Kevin McGuigan, Asst. Coach Matt Urban, Asst. Coach Eric Kaschinske, Asst. Coach Ron Holmes, Head Coach Josh Eggold, Asst. Coach Rickey Jordan.

Team Facts

Town/City: Fort Wayne
 County: Allen
 Executive Director: Terry Breinger
 Principal: Mychal Thom
 Athletic Director: Dean Doerffler
 Asst. Athletic Director: Stephanie Marks
 Head Coach: Josh Eggold
 Assistant Coaches: Eric Kaschinske, Ron Holmes, Tim Reinking, Rickey Jordan, Anthony Brewer, Kevin McGuigan, Matt Urban, Andy Whirrett
 Student Managers: John Kuker, Angel Harris, Ryan Poor, Mitchell Gotsch, Briana Harrison, Josh Bultemeyer
 School Colors: Maroon and White
 Conference: Summit
 Enrollment: 675
 Starters Returning From Last Year: 5
 Last Year's Final Won-Loss Record: 16-7

Team Roster & Statistics

Lt.	Dk.	Name	Ht.	Gr.	Pos.	GP	FG-FGA	FG%	3FG%	FT%	APG	RPG	PPG
10	10	Reggie Tharp	5-11	9	G	26	7-14	.500	.167	.429	1.2	0.5	1.0
12	12	D.J. McCall	6-6	11	G	27	165-262	.630	.286	.609	3.0	5.2	17.3
20	20	Austin Harris	6-4	12	G/F	27	3-7	.429	.417	.500	0.6	0.5	6.6
21	21	KiVaun Edwards	6-2	11	G	9	1-4	.250	.000	.333	0.0	0.6	0.1
22	22	Ryan Gross	6-3	12	G	27	51-102	.500	.286	.692	4.3	2.9	5.7
23	23	Marq Rogers	6-6	12	G	27	60-109	.550	.325	.615	4.6	4.4	8.7
30	30	Thomas Starks	6-6	12	G	27	96-173	.555	.330	.803	2.4	6.6	12.8
32	32	Aric Curry	6-5	12	F	25	6-18	.333	.000	.333	0.1	1.1	0.5
33	33	Brandon Webb	6-3	12	F	27	17-36	.472	.000	.611	0.1	1.4	1.7
42	42	Brian Gremaux	6-7	12	F	25	113-200	.565	.000	.686	1.0	5.0	10.1
		Drew Brown	6-0	10	G	0	0-0	.000	.000	.000	0.0	0.0	0.0
		Paxton Bergdoll	6-6	9	F	0	0-0	.000	.000	.000	0.0	0.0	0.0
		Cam Weikert	6-0	9	G	0	0-0	.000	.000	.000	0.0	0.0	0.0
		Mitch Paradine	6-2	9	F	0	0-0	.000	.000	.000	0.0	0.0	0.0

Team Totals / Percentages 523-932 .561 .336 .652 17.3 29.1 64.9

State Finals History

First Appearance



Josh Eggold
 Head Coach
 6th Year (79-56)

Season Results (23-4)

11/21	at Woodlan	W	79-50
11/30	at Carroll (Fort Wayne)	W	67-61
12/7	at FW Bishop Dwenger	W	54-40
12/14	Fort Wayne Bishop Luers	W	77-68
12/15	at Lakewood Park Christian	W	63-46
12/21	at Leo	W	92-74
12/22	Homestead	W	55-48
12/26	vs. FW Bishop Dwenger	W	69-49
12/27	vs. Fort Wayne Wayne	W	61-45
12/28	vs. Fort Wayne Northrop	L	62-68
1/4	at Fort Wayne South Side	W	74-51
1/5	at FW Blackhawk Christian	W	61-42
1/11	Fort Wayne North Side	L	58-66
1/18	Fort Wayne Snider	L	57-64
1/25	at Fort Wayne Wayne	W	61-56
1/26	Fort Wayne Canterbury	W	68-51
1/29	at Bellmont	W	71-47
2/1	at Fort Wayne Northrop	W	59-58
2/14	at New Haven	W	64-63
2/15	Heritage	W	53-43
2/22	Columbia City	L	49-54
Garrett Sectional			
2/26	FW Bishop Dwenger	W	55-40
3/1	Leo	W	73-59
3/2	Woodlan	W	73-38
Blackford Regional			
3/9	Hamilton Heights	W	65-49
3/9	Norwell	W	67-58
Huntington Semi-State			
3/16	Andean	(OT) W	68-63

Fort Wayne Concordia Head Coach Josh Eggold

Name: Josh Eggold
Employer: Emmanuel-St. Michael Lutheran School
Occupation (If teacher, what subjects?): 5th Grade Teacher

Education

College: Concordia University, Seward Nebraska
Year Graduated: 1994
Degree(s) / Major(s): BA - Education
High School: Highland High School - Anderson
Year Graduated: 1990

Athletic Participation

Sport	Years in High School (ie:1978-82)	Years in College (ie: 1982-86)
Basketball	1987-1990	1991-1994
Baseball	1987-1990	

As A High School Or College Player, Have You Ever Competed In A State Or National Championship Event In Any Sport? If Yes, Please Give Details:

Coaching Experience (Basketball Only)

Number of Years as Varsity Head Coach at Current School (ie: 5 years): 6 years
Actual Years as Varsity Head Coach at Current School (ie: 1997-2001): 2007-2013
Won-Loss Record as Varsity Head Coach at Current School: 79-56
Overall Varsity Head Coaching Record: 79-56

Please list below where you've coached during your career:

School	Head/Asst.	No. of Years (ie: 5)	(ie: 1992-present)
Concordia Lutheran	Assistant	2	1996-1998
St. John, Ocala, Fl.	Head	4	1998-2003
Concordia Lutheran	Assistant	4	2002-2006
Concordia Lutheran	Head	6	2007-2013

Tournament Record

(As the Varsity Head Coach, list years your team won)

Sectional: 2013 – 3-0
Regional: 2013 – 2-0
Semi-State: 2013 – 1-0
State Championship:

Something Interesting About You Personally or Professionally That People Might Not Know?

- 1 – I have two boys – Sam (7) and Isaac (4).
- 2 – Both of my brothers, my father, and both of my grandfathers are/were Lutheran ministers.

Greensburg Head Coach Stacy Meyer

Name: Stacy Meyer

Employer: Greensburg Community School Corporation

Occupation (If teacher, what subjects?):P.E. / Health

Education

College: Hanover

Year Graduated: 1995

Degree(s) / Major(s): P.E./Health

High School: Greensburg Community School Corporation

Year Graduated: 1990

Athletic Participation

Sport	Years in High School (ie:1978-82)	Years in College (ie: 1982-86)
Basketball	1986-1990	1990-1995

As A High School Or College Player, Have You Ever Competed In A State Or National Championship Event In Any Sport? If Yes, Please Give Details:

Player- 2 years D-III National Tournament participant,

Coach- 3 years Franklin College- National Tournament participant

Coaching Experience (Basketball Only)

Number of Years as Varsity Head Coach at Current School (ie: 5 years): 7 years

Actual Years as Varsity Head Coach at Current School (ie: 1997-2001): 2006-2013

Won-Loss Record as Varsity Head Coach at Current School: 116-47

Overall Varsity Head Coaching Record: 174-103

Please list below where you've coached during your career:

School	Head/Asst.	No. of Years (ie: 5)	(ie: 1992-present)
Franklin College	Asst.	6	1996-2001
Southwestern (Shelby)H.S.	Head	2	2001-2003
Whiteland High School	Head	3	2003-2005
Greensburg High School	Head	7	2006-Present

Tournament Record

(As the Varsity Head Coach, list years your team won)

Sectional: 2013, 2012, 2010, 2009

Regional: 2013, 2009

Semi-State:

State Championship:

Something Interesting About You Personally or Professionally That People Might Not Know?

I have twin daughters, Ashlynn and Bailey, who are in 7th grade. I love spending time with family, friends, and the outdoors.

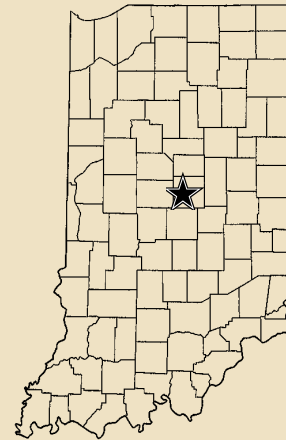


Carmel Greyhounds

Class 4A



Front Row (left to right): Matt Barnhouse (manager), Chuck Albertson (manager), Holten Warriner (manager), Ryan Cline, James Crowley, James Volovic, Michael Volovic, Landon Sinnis, Asst. Coach Francis Ramirez, Asst. Coach Derek Moser, Asst. Coach Asad Sabree; Back Row: Asst. Coach Ryan Osborn, Asst. Coach John Faas, Preston Flamion, Michael Bruns, Liam Duncan, Grant Goodman, Tyler Kwasniewski, Zach McRoberts, Parker Bernhold, Asst. Coach Daniel Cox, Head Coach Scott Heady.



Team Facts

Town/City: Carmel
 County: Hamilton
 Superintendent: Dr. Jeff Swensson
 Principal: John Williams
 Athletic Director: Jim Inskeep
 Asst. Athletic Director: Bruce Wolf
 Head Coach: Scott Heady
 Assistant Coaches: John Faas, Daniel Cox, Ryan Osborn, Francis Ramirez, Derek Moser, Asad Sabree
 Student Managers: Chuck Albertson, Matt Barnhouse, Holten Warriner
 Athletic Trainers: Dawn Ellington, Maura Flynn, Steve Schofield
 Student Trainers: Jake Smith, Kyle Yost
 School Colors: Blue and Gold
 Conference: Metropolitan Interscholastic
 Enrollment: 4,611
 Starters Returning From Last Year: 2
 Last Year's Final Won-Loss Record: 23-4

Team Roster & Statistics

Lt.	Dk.	Name	Ht.	Gr.	Pos.	GP	FG-FGA	FG%	3FG%	FT%	APG	RPG	PPG
2	2	Landon Sinnis	5-10	10	G	18	1-2	.500	.000	.000	0.1	0.0	0.1
3	3	Ryan Cline	6-2	10	G	26	77-172	.447	.424	.750	0.9	2.7	9.1
10	10	James Crowley	6-0	12	G	26	145-258	.562	.425	.781	2.7	3.6	15.3
20	20	James Volovic	6-0	12	G	26	56-125	.528	.306	.797	0.8	2.9	6.8
22	22	Zach McRoberts	6-6	11	F	26	98-165	.594	.250	.755	1.2	6.3	10.2
30	30	Michael Bruns	6-2	11	F	26	1-3	.333	.000	.833	0.1	0.1	0.3
31	31	Preston Flamion	6-2	9	G/F	25	0-0	.000	.000	.000	0.0	0.1	0.0
32	32	Michael Volovic	5-9	12	G	26	101-223	.442	.465	.843	4.7	1.8	14.3
33	33	Parker Bernhold	6-1	11	F	26	8-13	.615	.000	.555	0.2	0.8	0.8
34	34	Tyler Kwasniewski	6-7	12	F/C	24	7-10	.700	.000	.800	0.1	0.5	0.8
44	44	Grant Goodman	6-4	12	F/C	26	25-36	.694	.000	.727	0.1	2.4	2.5
50	50	Liam Duncan	6-8	10	C	26	0-2	.000	.000	.000	0.0	0.0	0.0

Team Totals / Percentages 365-625 .584 .411 .788 10.9 21.8 60.1

State Finals History

State Champion: 1977, 2012 (4A)
 Runner-Up: 1970
 Appearances: 1925, 1970, 1977, 1993, 2012 (4A), 2013 (4A)



Scott Heady
 Head Coach
 3rd Year (57-19)

Season Results (24-2)

11/21	Brownsburg	W	68-47
11/30	at Noblesville	W	65-55
12/7	at North Central (Indpls.)	W	50-49
12/8	at Decatur Central	W	68-46
12/14	at Fishers	L	57-63
12/21	Marion	W	63-30
12/28	at Avon	W	73-63
1/4	at Center Grove	W	58-53
1/5	Westfield	W	61-38
1/9	Indpls. Cathedral	W	60-54
1/12	Kokomo	W	64-56
1/16	at Pike	W	69-58
1/18	Terre Haute South	W	66-49
1/26	Ben Davis	W	72-44
2/1	at Lawrence North	W	48-43
2/2	Zionsville	W	51-28
2/7	Hamilton Southeastern	L	49-52
2/12	Warren Central	W	54-47
2/15	at Terre Haute North	W	54-40
2/22	Brebeuf Jesuit	W	76-37

Carmel Sectional

2/26	Zionsville	W	57-38
3/1	Noblesville	W	43-40
3/2	North Central (Indpls.)	W	58-38

Marion Regional

3/9	Kokomo	W	60-47
3/9	New Haven	W	63-57

Lafayette Jefferson Semi-State

3/16	Merrillville	W	66-36
------	--------------	---	-------

Carmel Head Coach Scott Heady

Name: Scott Heady
Employer: Carmel-Clay Schools
Occupation (If teacher, what subjects?): Athletic Physical Conditioning

Education

College: University of Indianapolis
Year Graduated: 1986
Degree(s) / Major(s): BS – Education (U Indianapolis) / Masters - School Administration (Butler)
High School: Shenandoah
Year Graduated: 1981

Athletic Participation

Sport	Years in High School (ie:1978-82)	Years in College (ie: 1982-86)
Basketball	1977-1981	1981-1986
Baseball	1977-1981	

As A High School Or College Player, Have You Ever Competed In A State Or National Championship Event In Any Sport? If Yes, Please Give Details:

1981 IHSAA Basketball State Finals (Final 4)

Coaching Experience (Basketball Only)

Number of Years as Varsity Head Coach at Current School (ie: 5 years): 3
Actual Years as Varsity Head Coach at Current School (ie: 1997-2001): 2010-2013
Won-Loss Record as Varsity Head Coach at Current School: 57-19
Overall Varsity Head Coaching Record: 273-146

Please list below where you've coached during your career:

School	Head/Asst.	No. of Years (ie: 5)	(ie: 1992-present)
Carmel HS	Asst Coach	6	1987-1993
Connersville HS	Head Coach	2	1993-1995
Warren Central HS	Head Coach	13	1995-2008
Anderson University	Asst Coach	2	2008-2010
Carmel HS	Head Coach	3	2010-2013

Tournament Record

(As the Varsity Head Coach, list years your team won)

Sectional: 1994, 1995, 2000, 2012, 2013
Regional: 2000, 2012, 2013
Semi-State: 2012, 2013
State Championship: 2012

Something Interesting About You Personally or Professionally That People Might Not Know?

Fortunate to have played in IHSAA State Finals (Shenandoah 1981) and was Assistant Coach in State Finals (Carmel 1993)....now Head Coach State finals (Carmel 2012, 2013)

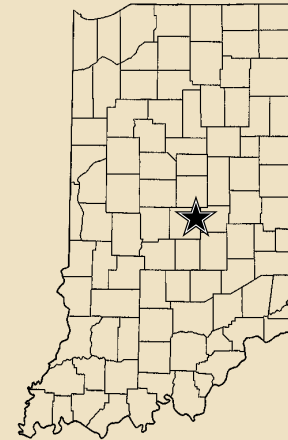
My father, Bob Heady, will be inducted into the Indiana Basketball Hall of Fame on Wednesday 3-20-13.

Indianapolis Cathedral Fighting Irish

Class 4A



Front Row (left to right): Mo Evans, David Hill, Jalen Coleman, Matt Gregory, Josh Sullen, Jared Thomas, Garrett Hall, Justin Baker; Back Row: Asst. Coach Lance Worland, Asst. Coach Dan Corsaro, Asst. Coach Ryan Sterling, Collin Hartman, Devin Dixon, Collin Barthel, Asst. Coach Kristof Kendrick, Asst. Coach Tim Adams, Head Coach Andy Fagan.



Team Facts

Town/City: Indianapolis
 County: Marion
 President : Stephen Helmich
 Principal: Dave Worland
 Athletic Director: Jim McLinn
 Asst. Athletic Director: Terry Fox
 Head Coach: Andy Fagan
 Assistant Coaches: Tim Adams, Matt Green, Kristof Kendrick
 Student Managers: Timmy McNulty, Jack Fritton, Sean McCormick, Keenan Cox
 School Colors: Old Gold and Navy Blue
 Conference: Independent
 Enrollment: 1,253
 Starters Returning From Last Year: 3
 Last Year's Final Won-Loss Record: 20-4


Team Roster & Statistics

Lt.	Dk.	Name	Ht.	Gr.	Pos.	GP	FG-FGA	FG%	3FG%	FT%	APG	RPG	PPG
2	2	Collin Barthel	6-7	11	F	30	54-89	.607	.000	.679	0.7	3.8	4.9
5	5	Jalen Coleman	6-3	10	G	30	77-176	.439	.457	.757	1.1	3.4	14.5
20	20	Josh Sullen	6-4	12	F	30	46-92	.500	.333	.738	0.4	3.9	6.0
23	23	Garrett Hall	6-2	12	G	30	52-112	.464	.327	.687	1.1	3.8	8.8
24	24	Tiernan Cook	5-7	9	G	25	2-5	.400	.375	.692	0.8	0.6	0.9
30	30	Matt Gregory	6-6	11	F	30	7-13	.538	.387	.571	0.1	1.0	1.8
32	32	Jared Thomas	6-4	10	F	30	5-15	.333	.000	.800	0.1	0.5	0.6
33	33	Collin Hartman	6-6	12	F	23	62-124	.500	.375	.737	1.4	5.3	12.1
34	34	Omari Robinson	6-1	10	G	25	0-0	.000	.000	.250	0.0	0.0	0.0
40	40	Devin Dixon	6-8	12	F	29	45-74	.608	.000	.347	0.4	2.6	3.7

Team Totals / Percentages 348-856 .406 .371 .719 11.2 26.7 64.6

State Finals History

State Champion: 1998 (3A)
 Appearances: 1982, 1998 (3A), 2013 (4A)



Andy Fagan
 Head Coach
 3rd Year (62-13)

Season Results (25-5)

11/30	at Warren Central	L	60-61
12/1	at Indpls. Broad Ripple	W	61-45
12/7	Indpls. Arsenal Tech. (OT)	L	64-67
12/15	vs. Ballard (KY)	W	68-63
12/22	at Brebeuf Jesuit	W	68-58
12/28	vs. Jay County	W	53-47
12/28	vs. Indpls. Arsenal Tech.	L	54-60
1/2	Indpls. Northwest	W	82-68
1/5	at Laf. Central Catholic	W	78-48
1/9	at Carmel	L	54-60
1/12	Romulus (MI)	L	73-77
1/15	Indpls. Howe	W	69-43
1/17	Indpls. Shortridge	W	91-50
1/19	vs. Indpls. Northwest	W	76-54
1/21	at Indpls. Arsenal Tech.	W	67-47
1/26	Franklin Central	W	70-61
1/29	Indpls. Bishop Chatard	W	64-40
2/1	Bowman Academy	W	75-57
2/2	vs. Lake Central	W	72-45
2/7	at Roncalli	W	65-47
2/9	Heritage Christian	W	77-70
2/15	at Ben Davis	W	73-53
2/16	LaPorte LaLumiere	W	70-59
2/21	at Center Grove	W	66-39
Warren Central Sectional			
2/26	Lawrence North	W	64-59
3/1	Roncalli	W	55-43
3/2	Indpls. Arsenal Tech.	W	66-50
Southport Regional			
3/9	Pendleton Heights	W	59-43
3/9	Pike	W	62-57
Seymour Semi-State			
3/16	Jeffersonville	W	74-53

Indianapolis Cathedral Head Coach Andy Fagan

Name: Andy Fagan
Employer: Cathedral
Occupation (If teacher, what subjects?): Teacher (Modern Tech, Advertising)

Education

College: Indiana U.
Year Graduated: 2001
Degree(s) / Major(s): B.S. Kinesiology/ Sports Marketing and Management, M.B.A. (Lynn U.)
High School: Cathedral
Year Graduated: 1997

Athletic Participation

Sport	Years in High School (ie:1978-82)	Years in College (ie: 1982-86)
Basketball	1993-97	
Baseball	1994-96	
Golf	1997	

As A High School Or College Player, Have You Ever Competed In A State Or National Championship Event In Any Sport? If Yes, Please Give Details: No

Coaching Experience (Basketball Only)

Number of Years as Varsity Head Coach at Current School (ie: 5 years): 3rd year
Actual Years as Varsity Head Coach at Current School (ie: 1997-2001): 2010-2013

School	Head/Asst.	No. of Years (ie: 5)	(ie: 1992-present)
Franklin College	Assistant	2	2001-03
Lynn University	Assistant	3	2003-06
Warren Central HS	Assistant	1	2006-07
Brebeuf HS	Head Coach	3	2007-10
Cathedral HS	Head Coach	3	2010-present

Won-Loss Record as Varsity Head Coach at Current School: 62-13
Overall Varsity Head Coaching Record: 96-45

Tournament Record

(As the Varsity Head Coach, list years your team won)
Sectional: 2010, 2013
Regional: 2013
Semi-State: 2013
State Championship: N/A

Something Interesting About You Personally or Professionally That People Might Not Know?

Coached in the NCAA D-2 Final Four in 2004-05 Season at Lynn University.

IHSAA State Championship Game Scores

Year	Champion	Coach	Rec	Runner-Up	Coach	Rec	Score
Assembly Hall, Indiana University, Bloomington							
1910-11	Crawfordsville	Dave Glascock	16-2	Lebanon	F.O. Anderegg	—	24-17
1911-12	Lebanon	Claude Whitney	16-3	Franklin	C.D. Branigan	—	51-11
1912-13	Wingate	Jesse Wood	22-3	South Bend	J.B. Miller	—	15-14 SOT
Indiana University, Bloomington							
1913-14	Wingate	Len Lehman	19-5	Anderson	Bert Haugh	—	36-8
Men's Gymnasium, Indiana University, Bloomington							
1914-15	Thorntown	Chester Hill	22-5	Montmorenci	Charles Kuttler	—	33-10
1915-16	Lafayette	C.F. Apking	20-4	Crawfordsville	L.C. Freeman	—	27-26 OT
1916-17	Lebanon	Alva Staggs	26-2	Gary	Louis Erickson	—	34-26
1917-18	Lebanon	Glenn Curtis	28-2	Anderson	Alva Staggs	—	24-20 OT
Memorial Gymnasium, Purdue University, West Lafayette							
1918-19	Bloomington	Cliff Wells	23-3	Lafayette	F.J. Grosshans	—	18-15
Men's Gymnasium, Indiana University, Bloomington							
1919-20	Franklin	Ernest Wagner	29-1	Lafayette	F.J. Grosshans	—	31-13
Old Coliseum, Indianapolis							
1920-21	Franklin	Ernest Wagner	29-4	Anderson	Alva Staggs	—	35-22
1921-22	Franklin	Ernest Wagner	31-4	Terre Haute Garfield	Ray Hanna	—	26-15
1922-23	Vincennes	John Adams	34-1	Muncie	Maurice Murray	—	27-18
1923-24	Martinsville	Glenn Curtis	22-7	Frankfort	Everett Case	—	36-30
Exposition Building, Indianapolis							
1924-25	Frankfort	Everett Case	27-2	Kokomo	Chester Hill	—	34-20
1925-26	Marion	Gene Thomas	27-2	Martinsville	Glenn Curtis	—	30-23
1926-27	Martinsville	Glenn Curtis	26-3	Muncie	Maurice Murray	—	26-23
Butler Fieldhouse, Butler University, Indianapolis							
1927-28	Muncie	Pete Jolly	28-2	Martinsville	Glenn Curtis	—	13-12
1928-29	Frankfort	Everett Case	25-2	Indianapolis Technical	Tim Campbell	—	29-23
1929-30	Washington	Burl Friddle	31-1	Muncie	Pete Jolly	—	32-21
1930-31	Muncie	Pete Jolly	25-6	Greencastle	W.E. Bausman	—	31-23
1931-32	New Castle	Orville Hooker	28-3	Winamac	Earl Roudebush	—	24-17
1932-33	Martinsville	Glenn Curtis	21-8	Greencastle	C.B. Edmonson	—	27-24
1933-34	Logansport	Cliff Wells	28-4	Indianapolis Technical	Tim Campbell	—	26-19
1934-35	Anderson	Archie Chadd	22-9	Jeffersonville	J.P. Francis	—	23-17
1935-36	Frankfort	Everett Case	29-1-1	Fort Wayne Central	Murray Mendenhall	—	50-24
1936-37	Anderson	Archie Chadd	26-7	Huntingburg	Ray Scott	—	33-23
1937-38	Fort Wayne South Side	Burl Friddle	29-3	Hammond	Chet Kessler	—	34-32
1938-39	Frankfort	Everett Case	26-6	Franklin	Fuzzy Vandivier	—	36-22
1939-40	Hammond Technical	Lou Birkett	25-6	Mitchell	Henry Polson	—	33-21
1940-41	Washington	Marion Crawley	27-5	Madison	Ray Eddy	—	39-33
1941-42	Washington	Marion Crawley	30-1	Muncie Burris	Scott Fisher	—	24-18
New Coliseum, Indianapolis							
1942-43	Fort Wayne Central	Murray Mendenhall	27-1	Lebanon	Paul Neuman	—	45-40
1943-44	Evansville Bosse	Herm Keller	19-7	Kokomo	Ralph King	—	39-35
1944-45	Evansville Bosse	Herm Keller	25-2	South Bend Riley	Wayne Wakefield	—	46-36
Butler Fieldhouse, Butler University, Indianapolis (became Hinkle Fieldhouse in 1965-66)							
1945-46	Anderson	Charles Cummings	22-7	Fort Wayne Central	Murray Mendenhall	—	67-53
1946-47	Shelbyville	Frank Barnes	25-5	Terre Haute Garfield	Willard Kehrt	—	68-58
1947-48	Lafayette Jefferson	Marion Crawley	27-3	Evansville Central	Walter Riggs	24-4	54-42
1948-49	Jasper	Leo O'Neill	21-9	Madison	Ray Eddy	25-4	62-61
1949-50	Madison	Ray Eddy	27-1	Lafayette Jefferson	Marion Crawley	17-12	67-44
1950-51	Muncie Central	Art Beckner	26-4	Evansville Reitz	Clarence Riggs	22-6	60-58
1951-52	Muncie Central	Jay McCreary	25-5	Indianapolis Technical	Herman Hinshaw	21-7	68-49
1952-53	South Bend Central	Elmer McCall	25-5	Terre Haute Gerstmeyer	Howard Sharpe	31-4	42-41
1953-54	Milan	Marvin Wood	28-2	Muncie Central	Jay McCreary	23-6	32-30
1954-55	Indianapolis Attucks	Ray Crowe	30-1	Gary Roosevelt	John D. Smith	27-3	97-74
1955-56	Indianapolis Attucks	Ray Crowe	31-0	Lafayette Jefferson	Marion Crawley	26-3-1	79-57
1956-57	South Bend Central	Elmer McCall	30-0	Indianapolis Attucks	Ray Crowe	25-6	67-55
1957-58	Fort Wayne South Side	Don Reichert	28-2	Crawfordsville	Dick Baumgartner	24-6	63-34
1958-59	Indianapolis Attucks	Bill Garrett	26-5	Kokomo	Joe Platt	—	92-54
1959-60	East Chicago Washington	John Baratto	28-2	Muncie Central	John Longfellow	28-1	75-59
1960-61	Kokomo	Joe Platt	28-1	Indianapolis Manual	Richard Cummins	28-3	68-66 OT
1961-62	Evansville Bosse	Jim Myers	26-2	East Chicago Washington	Johnnie Baratto	27-2	84-81
1962-63	Muncie Central	Dwight Tallman	28-1	South Bend Central	James Powers	26-3	65-61
1963-64	Lafayette Jefferson	Marion Crawley	28-1	Huntington	Bob Straight	27-2	58-55
1964-65	Indianapolis Washington	Jerry Oliver	29-2	Fort Wayne North Side	Byard Hey	25-4	64-57
1965-66	Michigan City Elston	Doug Adams	26-3	Indianapolis Technical	Jack Bradford	25-4	63-52
1966-67	Evansville North	Jim Rausch	27-2	Lafayette Jefferson	Marion Crawley	26-3	60-58
1967-68	Gary Roosevelt	Louis Mallard	22-5	Indianapolis Shortridge	George Theofanis	25-5	68-60
1968-69	Indianapolis Washington	Bill Green	31-0	Gary Tolleston	Jim Dailey	28-2	79-76
1969-70	East Chicago Roosevelt	Bill Holsbach	28-0	Carmel	William Shepherd	25-4	72-62
1970-71	East Chicago Washington	John Molodet	29-0	Elkhart	Keith Dougherty	22-7	70-60

Assembly Hall, Indiana University, Bloomington

1971-72	Connersville	Myron Dickerson	26-3	Gary West Side	Ivory Brown	26-3	80-63
1972-73	New Albany	Kirby Overman	21-7	South Bend Adams	Dave Hadaway	22-6	84-79
1973-74	Fort Wayne Northrop	Bob Dille	28-1	Jeffersonville	George Marshall	26-2	59-56
Market Square Arena, Indianapolis							
1974-75	Marion	Bill Green	28-1	Loogootee	Jack Butcher	27-2	58-46
1975-76	Marion	Bill Green	23-5	Rushville	Larry Angle	26-2	82-76
1976-77	Carmel	Eric Clark	22-7	East Chicago Washington	John Molodet	24-4	53-52
1977-78	Muncie Central	Bill Harrell	27-3	Terre Haute South	Gordon Neff	23-7	65-64 OT
1978-79	Muncie Central	Bill Harrell	24-5	Anderson	Norm Held	22-7	64-60
1979-80	Indianapolis Broad Ripple	Bill Smith	29-2	New Albany	Jack Ford	27-1	73-66
1980-81	Vincennes Lincoln	Orlando Wyman	26-2	Anderson	Norm Held	18-11	54-52
1981-82	Plymouth	Jack Edison	28-1	Gary Roosevelt	Ronald Heflin	22-6	75-74 2OT
1982-83	Connersville	Basil Mawbey	26-2	Anderson	Norm Held	24-5	63-62
1983-84	Warsaw	Al Rhodes	26-2	Vincennes Lincoln	Gene Miiller	24-4	59-56
1984-85	Marion	Bill Green	29-0	Richmond	George Griffith	21-7	74-67
1985-86	Marion	Bill Green	26-3	Anderson	Norm Held	19-10	75-56
1986-87	Marion	Bill Green	29-1	Richmond	George Griffith	24-5	69-56
1987-88	Muncie Central	Bill Harrell	28-1	Concord	Jim Hahn	28-1	76-53
1988-89	Lawrence North	Jack Keefer	25-4	Kokomo	Basil Mawbey	25-6	74-57
Hoosier Dome, Indianapolis (became RCA Dome in 1994-95)							
1989-90	Bedford North Lawrence	Dan Bush	29-2	Concord	Jim Hahn	28-1	63-60
1990-91	Gary Roosevelt	Ron Heflin	30-1	Brebeuf	Mike Miller	27-2	51-32
1991-92	Richmond	George Griffith	24-5	Lafayette Jefferson	Jim Hammel	25-3	77-73 OT
1992-93	Jeffersonville	Mike Broughton	29-2	Ben Davis	Steve Witty	27-3	66-61
1993-94	South Bend Clay	Tom DeBaets	27-2	Valparaiso	Bob Punter	28-1	93-88 OT
1994-95	Ben Davis	Steve Witty	32-1	Merrillville	Jim East	27-2	58-57
1995-96	Ben Davis	Steve Witty	22-6	New Albany	Don Unruh	24-4	57-54 2OT
1996-97	Bloomington North	Tom McKinney	28-1	Delta	Paul Keller	24-5	75-54
1997-98	4A Pike	Alan Darner	28-1	Marion	Moe Smedley	24-3	57-54
1997-98	3A Indianapolis Cathedral	Peter Berg	22-4	Yorktown	Joe Bradburn	24-4	72-47
1997-98	2A Alexandria	Garth Cone	20-6	Southwestern (Hanover)	Jerry Bomholt	17-10	57-43
1997-98	A Lafayette Central Catholic	Chad Dunwoody	24-3	Bloomfield	Ron McBride	17-10	56-48
1998-99	4A North Central (Indpls.)	Doug Mitchell	23-5	Elkhart Central	Mike Drews	18-8	79-74
1998-99	3A Plainfield	Dana Greene	26-1	Muncie Southside	Rick Baumgartner	17-11	77-64
1998-99	2A Westview	Troy Neely	23-3	Pauli	Michael Brown	22-5	71-52
1998-99	A Tecumseh	Kevin Oxley	23-4	Lafayette Central Catholic	Chad Dunwoody	19-7	55-43
Conseco Fieldhouse, Indianapolis (became Bankers Life Fieldhouse in 2011-12)							
1999-00	4A Marion	Moe Smedley	28-1	Bloomington North	Tom McKinney	25-1	62-56
1999-00	3A Brebeuf Jesuit	Leo Klemm	24-2	Andrean	Clint Swan	24-3	72-56
1999-00	2A Westview	Troy Neely	25-3	Winchester Community	Chip Mehaffey	22-6	59-53
1999-00	A Lafayette Central Catholic	Chad Dunwoody	23-5	Union (Dugger)	Joe Hart	24-4	82-70
2000-01	4A Pike	Alan Darner	26-3	Penn	Dean Foster	23-3	56-42
2000-01	3A Muncie Southside	Rick Baumgartner	23-3	Evansville Mater Dei	Roger Sills	26-2	81-78 OT
2000-01	2A Harding	Al Gooden	23-5	Batesville	Mel Siefert	21-6	73-70
2000-01	A Attica	Ralph Shrader	21-6	Blue River Valley	Barry Hucyby	22-5	64-62
2001-02	4A Gary West Side	John Boyd	23-4	Pike	Larry Bullington	24-4	58-55
2001-02	3A Delta	Paul Keller	22-6	Harding	Al Gooden	23-5	65-54
2001-02	2A Speedway	Trent Lehman	22-4	Bluffton	Wayne Barker	24-4	62-48
2001-02	A Rossville	Jeff Henley	23-4	Barr-Reeve	Bryan Hughes	24-5	79-68
2002-03	4A Pike	Larry Bullington	29-0	DeKalb	Cliff Hawkins	26-2	65-52
2002-03	3A Indianapolis Bishop Chatard	Dan Archer	22-2	Fort Wayne Elmhurst	Keith Edmonds	22-6	78-44
2002-03	2A Cass	Basil Mawbey	26-0	Forest Park	Tom Beach	23-5	57-48
2002-03	A Lafayette Central Catholic	Chad Dunwoody	18-9	Southwestern (Shelbyville)	Stacy Meyer	22-5	68-64
2003-04	4A Lawrence North	Jack Keefer	29-2	Columbia City	Chris Benedict	25-4	50-29
2003-04	3A Evansville Mater Dei	John Goebel	21-6	Bellmont	Shaun Busick	22-5	63-45
2003-04	2A Jimtown	Randy DeShone	25-2	Brownstown Central	Dave Benter	27-2	63-59
2003-04	A Waldron	Jason Delaney	27-0	Fort Wayne Blackhawk Christian	Gary Merrell	15-11	69-54
2004-05	4A Lawrence North	Jack Keefer	24-2	Muncie Central	Matt Fine	27-2	63-52
2004-05	3A Washington	Dave Omer	27-2	Plymouth	Jack Edison	22-4	74-72 OT
2004-05	2A Forest Park	Tom Beach	23-4	Harding	Al Gooden	16-10	68-63
2004-05	A Lapel	Jimmie Howell	25-3	Loogootee	Steve Brett	21-5	51-40
2005-06	4A Lawrence North	Jack Keefer	29-0	Muncie Central	Matt Fine	20-6	80-56
2005-06	3A New Castle	Steve Bennett	21-6	Jay County	Craig Teagle	20-7	51-43
2005-06	2A Forest Park	Tom Beach	25-3	Harding	Al Gooden	17-10	61-55
2005-06	A Hauser	Bob Nobbe	25-2	Tri-Central	Dave Driggs	23-4	64-36

2006-07	4A	East Chicago Central	Pete Trgovich	23-3	North Central (Indianapolis)	Doug Mitchell	21-5	87-83
2006-07	3A	Plymouth	Jack Edison	25-2	Evansville Bosse	Jeff Hein	22-5	72-61
2006-07	2A	Northwestern	Jim Gish	25-2	Winchester	Chip Mehaffey	22-5	78-74 2OT
2006-07	A	Oregon-Davis	Travis Hannah	27-1	Barr-Reeve	Bryan Hughes	23-4	63-52
2007-08	4A	Brownsburg	Joshua Kendrick	22-5	Marion	Joe Luce	24-5	40-39
2007-08	3A	Washington	Gene Miiller	23-2	Harding	Al Gooden	22-4	84-60
2007-08	2A	Fort Wayne Bishop Luers	James Blackmon	24-3	Winchester	Chip Mehaffey	23-4	69-67
2007-08	A	Triton	Jason Groves	25-2	Indianapolis Lutheran	Tom Finchum	22-5	50-42
2008-09	4A	Bloomington South	J.R. Holmes	26-0	Fort Wayne Snider	Ray Sims	25-2	69-62
2008-09	3A	Princeton	Tom Weeks	29-0	Rochester	Rob Malchow	23-4	81-79 2OT
2008-09	2A	Fort Wayne Bishop Luers	James Blackmon	23-4	Brownstown Central	Dave Benter	20-7	67-49
2008-09	A	Jac-Cen-Del	David Bradshaw	25-2	Triton	Jason Groves	24-3	66-55
2009-10	4A	North Central (Indianapolis)	Doug Mitchell	25-3	Warsaw	Doug Ogle	23-3	95-74
2009-10	3A	Washington	Gene Miiller	23-3	Gary Wallace	Renaldo Thomas	19-5	65-62 OT
2009-10	2A	Wheeler	Mike Jones	27-1	Park Tudor	Ed Schilling	15-11	41-38
2009-10	A	Bowman Academy	Marvin Rea	24-1	Barr-Reeve	Bryan Hughes	24-4	74-52
2010-11	4A	Bloomington South	J.R. Holmes	26-2	Kokomo	Brian McCauley	23-3	56-42
2010-11	3A	Washington	Gene Miiller	24-4	Culver Academies	Mark Galloway	19-7	61-46
2010-11	2A	Park Tudor	Ed Schilling	26-2	Hammond Bishop Noll	Drew Trost	26-1	43-42
2010-11	A	Indianapolis Metropolitan	Nick Reich	22-6	Triton	Jason Groves	23-4	59-55
2011-12	4A	Carmel	Scott Heady	23-4	Pike	Bill Zych	18-8	80-67
2011-12	3A	Guerin Catholic	Pete Smith	24-5	Norwell	Randy Hawkins	24-3	64-48
2011-12	2A	Park Tudor	Ed Schilling	25-2	Bowman Academy	Marvin Rea	17-9	79-57
2011-12	A	Loogootee	Mike Wagoner	22-4	Rockville	Dave Mahurin	22-6	55-52

2004-05	4A	Brandon McPherson	Lawrence North
2004-05	3A	Luke Zeller	Washington
2004-05	2A	None	
2004-05	A	Jason Holsinger	Lapel
2005-06	4A	Greg Oden	Lawrence North
2005-06	3A	Tyler Rigby	Jay County
2005-06	2A	Tim James	Forest Park
2005-06	A	Jordan Perkins	Hauser
2006-07	4A	E'Twaun Moore	East Chicago Central
2006-07	3A	Jason Renz	Plymouth
2006-07	2A	Thad Laudenbacher	Winchester
2006-07	A	Adam Pflugshaupt	Oregon-Davis
2007-08	4A	Gordon Hayward	Brownsburg
2007-08	3A	Pryce Underwood	Harding
2007-08	2A	Lucas Wickersham	Winchester
2007-08	A	Jacob Everett	Triton
2008-09	4A	Reggie Hearn	Fort Wayne Snider
2008-09	3A	Brody Schoen	Rochester
2008-09	2A	Blaze Ayers	Brownstown Central
2008-09	A	Gerald Hardesty	Jac-Cen-Del
2009-10	4A	Justin Clemens	Warsaw
2009-10	3A	Ethan Hunsinger	Washington
2009-10	2A	Reggie Nesbit	Park Tudor
2009-10	A	Christian Duncheon	Barr-Reeve
2010-11	4A	Spencer Turner	Bloomington South
2010-11	3A	Cody Zeller	Washington
2010-11	2A	None	
2010-11	A	Jordan Everett	Triton
2011-12	4A	Sam Curts	Carmel
2011-12	3A	Garrett Bucher	Norwell
2011-12	2A	Austin Kyker	Park Tudor
2011-12	A	Matt Wheeler	Rockville

**“Our real goal is not to develop
All-Americans, but good Americans.”**

Blake Ress, IHSAA Commissioner Emeritus