

IHSAA

THE DREAM IS IN SIGHT.

(2 each)



OFFICIAL PROGRAM - \$3.00

2006 - 2007

STATE FINALS

IHSAA BOYS BASKETBALL

97TH ANNUAL FINALS
CONSECO FIELDHOUSE
INDIANAPOLIS, IN
MARCH 24, 2007


INDIANA FARM
BUREAU INSURANCE
We're Part of Your Life™



Save Up to **21%*** on your
Auto Insurance Premium!!!



Designed for drivers who want **more** from their auto insurance. **More** exclusive features at a potentially lower premium* than the insurance you carry now!

Get a quote online at infarmbureau.com/VALET or call 800-723-FARM to find the office and agent nearest to you.

VALET
Auto Program

INDIANA FARM BUREAU INSURANCE
We're Part of Your LifeSM

www.infarmbureau.com

* Lower premiums depend on insurance scores.

Welcome!

The 97th Annual
Indiana High School Athletic Association
Boys Basketball State Finals
Conseco Fieldhouse, Indianapolis
March 24, 2007

Session I, 10:30 a.m. EST

Class A | Oregon-Davis (26-1) vs. Barr-Reeve (23-3)

Class 2A | Northwestern (24-2) vs. Winchester (22-4)

Session II, 6 p.m. EST

Class 3A | Plymouth (24-2) vs. Evansville Bosse (22-4)

Class 4A | East Chicago Central (22-3) vs. North Central (21-4)

Visit **Indiana Farm Bureau Insurance** at
www.infarmbureau.com

For more than 100 years, the IHSAA has enjoyed being a part of the journey to adulthood for thousands of young Hoosiers. Knowing that the student athletes we meet today will be the leaders of tomorrow, we are grateful for the opportunity to help them as they learn the many valuable lessons of athletics.

This effort is enhanced immeasurably thanks to the continuous, unwavering support of our exclusive corporate partner, Indiana Farm Bureau Insurance.

Like the IHSAA, Indiana Farm Bureau Insurance has a long and distinguished record of service to the families of Indiana, providing quality insurance products at competitive rates and an unparalleled dedication to customer satisfaction.

INDIANA FARM BUREAU INSURANCE

We're Part of Your LifeSM

For an organization such as ours, integrity is of primary importance. An uncompromising adherence to


the principles of fair play and impartiality form the core of our value system. How appropriate then, that we have a corporate partner who shares our commitment to integrity in its day-to-day operations.

We all need to insure our cars and homes. We need to prepare for retirement and for possible long-term health care needs. Many of us have families to protect as well. Indiana Farm Bureau Insurance has been serving Hoosiers for more than 70 years.

Calling your local Indiana Farm Bureau Insurance agent is an excellent way to obtain the protection you need, and at the same time, saying "thank you" to a company that helps perpetuate both the values and activities of the IHSAA.

Cordially,

Blake Ress
IHSAA Commissioner



Additional Thanks To The Following Supporters

Methodist
Sports
Medicine Center
THOMAS A. BRADY CLINIC
www.methodistsports.com

MORRIS INC.
APPAREL
www.morrisinc.net

Wilson.
www.wilsonsports.com

Olive
Garden
ITALIAN RESTAURANT
www.olivegarden.com

Screen Printing
& Embroidery
1-800-783-5887
www.morrisinc.net

VISUAL Sports
www.VSNIndy.com

Special Thanks To Our Host



Conseco Fieldhouse &
Pacers Sports and Entertainment
www.consecofieldhouse.com

State Finals Officials

Kevin Brown, Eric Coburn, Ron Day, Tim Filson, Bryce Heller, Steve Kvachoff, Terry Magnuson, Larry Nixon, Kirk Robinson, Mike Wainora, Tom Walters, Gary Wier, Doug Greenlee (Alternate), Mike Grundman (Alternate)

State Finals Personnel

Tournament Administrator

Ray Craft, Associate Commissioner

Tournament Director

Kevin Horrigan, Greenfield-Central H.S.

Asst. Tournament Director

Jim Brown, Triton Central H.S.

Conseco Fieldhouse

Harry James, Lindsey Hendren, Dave Teepe, Doug Weitkamp, Greg Warren

Announcer

Scott Gregg

Scorers

David Beal, Carol Roland

Awards

Steve Bryant, Frank Sergi, Joe Therber, Derek Towle

Ball Boy

Brian Avery, Franklin Central H.S.

National Anthem

Kathleen Horrigan

Program Credits

Publisher

Blake Ress, Commissioner

Editor

Chris Kaufman, Communications Director

Editorial Assistance

Jason Wille, Sports Information Director
Don Kaczorowski, Sports Admin. Intern

Printing

Sport Graphics, Indianapolis

Photography

Visual Sports Network

Cover Design

three-sixty group, Indianapolis

For Photographs From Today's State



Championship Games

Visit the IHSAA's Photographer online at
www.VSNIndy.com

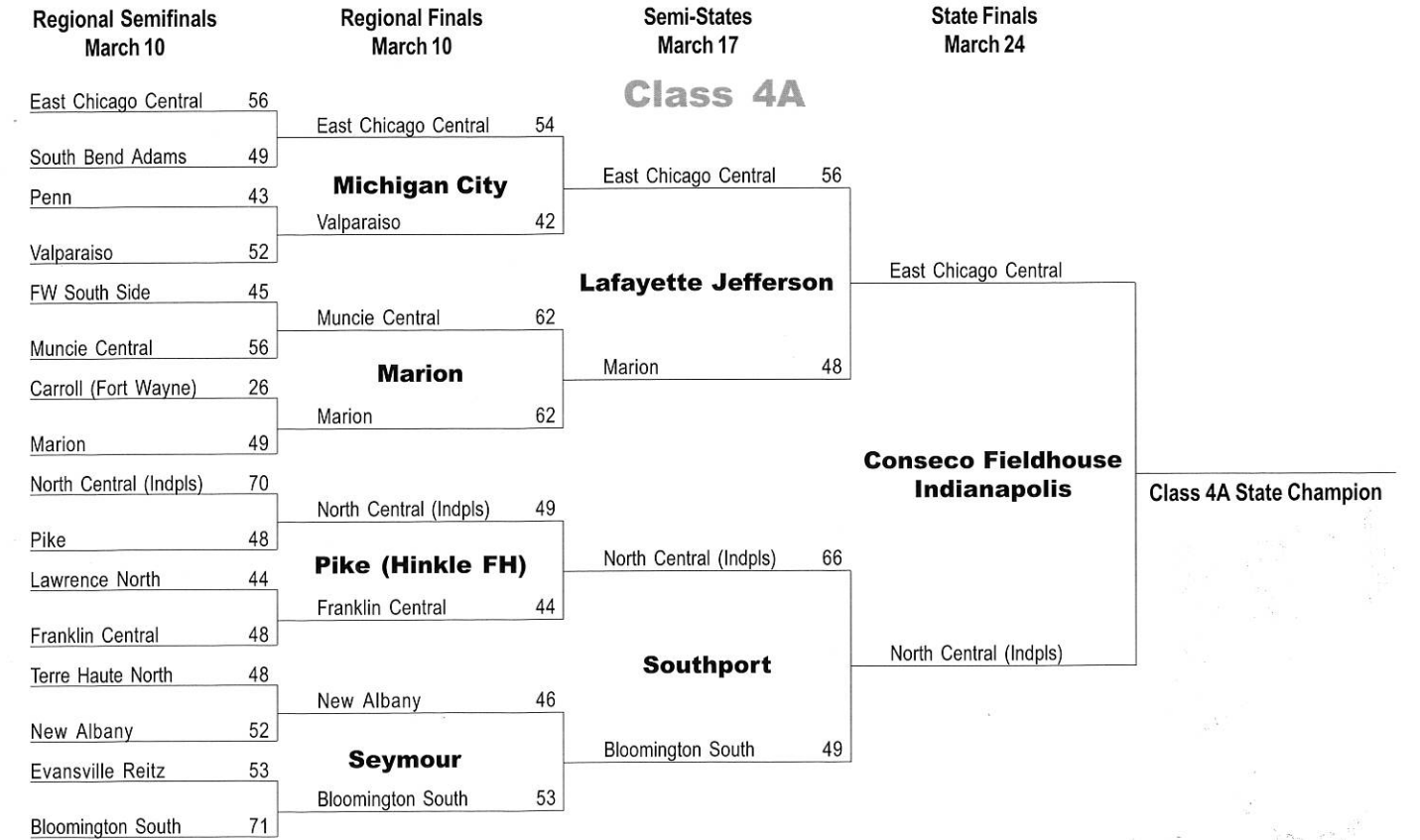
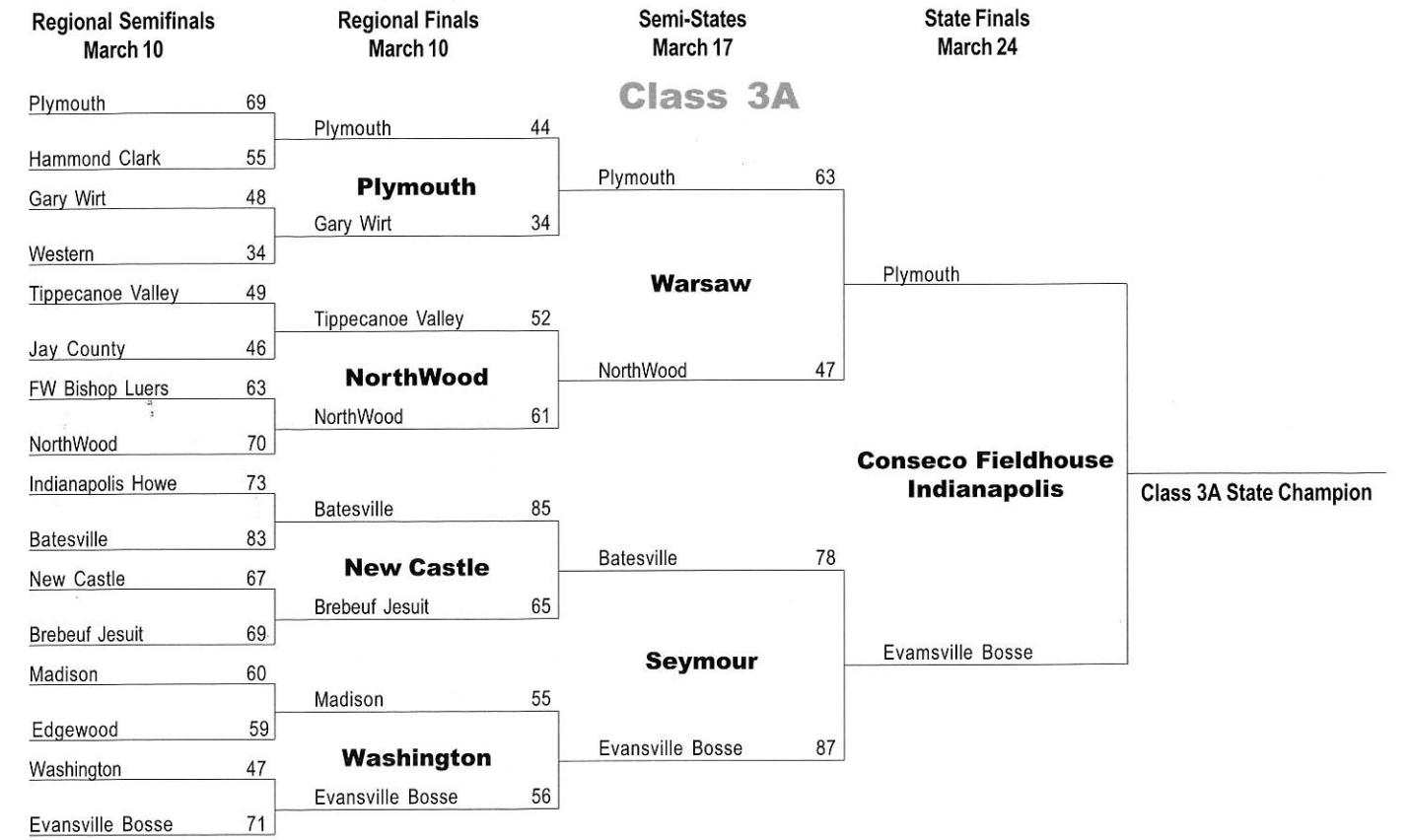
Additional copies of this program at \$5 each (postage included) can be ordered while supplies last by contacting the IHSAA at 317-846-6601 Mon.-Fri. 8 a.m.-4 p.m. EST. Visa or MasterCard accepted

IHSAA—Reach Higher!

State Tournament Brackets



State Tournament Brackets



Oregon-Davis Bobcats

Class A




Team Facts

Town/City: Hamlet
County: Starke
Superintendent: Bill Rentschler
Principal: Greg Briles
Athletic Director: Will Hostrawser
Head Coach: Travis Hannah
Assistant Coaches: Ryan Reese, Jim Ash, Shaun Johnston
Student Managers: Brandon Surma, Tony Lawrence
Nickname: Bobcats
Colors: Black, Red & White
Conference: Northland Athletic
Enrollment: 246
Gym Capacity: 1,500
Last Year's Tournament: Finished 23-4, lost to eventual class A State Runner-up Tri-Central 63-65, in the Lafayette Jefferson Semi-State.

2006-07 Results (26-1)


Date	Opponent	W/L	Score
11/24	Triton	W	57-43
11/25	LaCrosse	W	55-40
11/28	Westville	W	66-40
11/30	River Forest	W	65-27
12/2	Marquette	W	60-19
12/9	at South Central	W	45-40
12/13	Glenn	W	48-36
1/5	Washington Township	W	61-39
1/6	at Kouts	W	66-44
1/11	Argos	W	52-36
1/13	at Elkhart Christian	W	69-30
1/17	Argos	W	61-37
1/19	vs. Culver Academies	W	58-55
1/20	vs. Glenn	L	43-49
1/24	at Culver Community	W	63-45
1/26	River Forest	W	62-38
1/27	at Morgan Township	W	49-36
2/10	at Knox	W	90-47
2/15	Michigan City Marquette	W	70-44
2/20	at Westville (OT)	W	54-53
2/22	at LaVille	W	50-31
Culver Community Sectional			
2/28	Argos	W	68-42
3/2	South Central (Union Mills)	W	59-43
3/5	Triton	W	49-47
Triton Regional			
3/10	Tri-County	W	48-45
3/10	FW Blackhawk Christian	W	67-54
Lafayette Jefferson Semi-State			
3/17	Lafayette Central Catholic	W	61-54



First Row: Abby Carver, Katie Kensinger, Ariel Yung, Erin Rosander, Lynee Marsh, Kelsey Minix, Brooke Louderback, Kaylee Sloan, Connie Coffin
Second Row: Josh Taylor, Ryne Sweeney, Austen Corneil, Daniel Henigsmith, Andy Lawrence, Joe Baughman, Travis Collings, Tony Lawrence
Third Row: Assistant Coach Ryan Reese, Assistant Coach Jim Ash, Danielle DePoy, Michael Wood, Nick Hofferth, Nathan Ferch, Brandon Johnston, Justin Egger, Adam Pflugshaupt, Brandon Surma, Assistant Coach Shaun Johnston, Head Coach Travis Hannah

Team Roster

Lt	Dk	Name	Ht	Gr	Pos	GP	FG-FGA	FG%	3-Pt	3FG%	FT-FTA	FT%	Ast	Reb	Pts
4	4	Brandon Johnston	6-3	12	F	27	152-231	.658	1-10	.100	153-241	.556	1.7	6.5	13.4
10	10	Daniel Henigsmith	5-8	11	G	20	4-14	.286	14-34	.412	4-11	.360	0.3	0.8	2.7
12	12	Ryne Sweeney	6-0	11	G	27	54-81	.667	6-26	.231	34-54	.630	2.1	3.5	5.9
14	14	Travis Collings	6-0	9	G	3	0-0	.000	0-0	.000	0-0	.000	0.0	0.3	0.0
20	20	Joe Baughman	6-0	12	F	16	4-10	.400	0-0	.000	2-4	.330	0.5	1.2	0.6
22	22	Nick Hofferth	6-0	9	G	3	0-0	.000	0-0	.000	1-2	.500	0.0	0.0	0.3
24	24	Nathan Ferch	6-2	12	G	27	69-138	.500	28-120	.233	56-76	.740	3.0	4.7	10.6
30	30	Justin Egger	6-1	12	G	27	103-207	.498	11-60	.183	80-108	.741	4.0	4.2	11.8
32	32	Austen Corneil	6-0	12	F	27	33-55	.600	17-49	.347	19-27	.704	1.1	3.6	5.0
34	34	Andy Lawrence	5-7	11	F	9	0-5	.000	0-0	.000	1-3	.333	0.1	0.6	0.1
40	40	Adam Pflugshaupt	6-3	12	F	27	75-128	.586	10-20	.500	35-54	.648	0.7	6.0	8.0
42	42	Josh Taylor	6-0	11	F	3	0-0	.000	0-0	.000	0-1	.000	0.0	0.6	0.0
		Michael Wood	6-3	10	F	2	0-1	.000	0-0	.000	0-0	.000	0.0	0.5	0.0
Team Totals							494-870	.567	87-319	.273	287-439	.654	13.7	30.2	59.1
Opponent Totals							307-689	.450	92-358	.260	171-279	.610	8.8	22.0	40.8



Travis Hannah
5th Year Head Coach

State Finals History

First Appearance



Barr-Reeve Vikings

Class A




Team Facts

Town/City: Montgomery
County: Daviess
Superintendent: Brian Harmon
Principal: Travis Madison
Athletic Director: Bryan Hughes
Head Coach: Bryan Hughes
Assistant Coaches: Dean Scott, Aaron Ash, Craig Weisman
Student Managers: Adam Cornelius, Lance Miller, Devan Bullock, Laura Ellison
Nickname: Vikings
Colors: Black, White & Red
Conference: Blue Chip
Enrollment: 203
Gym Capacity: 1,800
Last Year's Tournament: Finished 19-5, lost to North Daviess 36-37 in OT in the Loogootee Sectional.

2006-07 Results (23-3)


Date	Opponent	W/L	Score
11/22	at Washington	W	58-51
12/1	Pike Central	W	45-28
12/2	at Orleans (2OT)	W	43-42
12/8	Tecumseh	W	46-42
12/15	Shoals	W	61-26
12/22	Northeast Dubois	W	52-42
12/30	vs. Lanesville	W	57-48
1/2	North Knox	W	77-40
1/5	at Forest Park	L	39-43
1/9	vs. Washington Catholic	W	60-21
1/13	Loogootee	L	43-46
1/19	at Oakland City Wood	W	63-51
1/20	at North Daviess	W	44-34
1/26	Shakamak	W	48-37
2/1	at Springs Valley	W	69-42
2/8	South Knox	W	57-38
2/10	West Vigo (OT)	W	69-62
2/16	at Vincennes Rivet	L	58-66
2/20	at White River Valley	W	59-19
2/23	at Bloomfield	W	50-35
North Daviess Sectional			
2/27	North Daviess	W	61-46
3/2	Vincennes Rivet	W	54-35
3/3	Loogootee	W	40-39
Loogootee Regional			
3/10	Covington	W	45-38
3/10	Tecumseh	W	67-50
Seymour Semi-State			
3/17	Lanesville (OT)	W	46-43



First Row: Kendall Murphy, Anthony Yoder, Ethan Knepp, Mark Rohrer, Hogan Helms, Ross Seal, Trey Hughes, Matt Fields, Case Cummings
Second Row: Jonah Otto, Dustin Ash, Nicholas Duncheon, Assistant Coach Craig Weisman, Assistant Coach Dean Scott, Head Coach Bryan Hughes, Assistant Coach Aaron Ash, Logan Knepp, Josh Pielemeier, Luke Harmon

Team Roster

Lt	Dk	Name	Ht	Gr	Pos	GP	FG-FGA	FG%	3-Pt	3FG%	FT-FTA	FT%	Ast	Reb	Pts
10	10	Ethan Knepp	5-10	10	G	26	51-109	.468	49-122	.402	57-69	.826	1.8	2.7	11.8
12	12	Anthony Yoder	5-11	11	G	11	3-3	1.000	1-1	1.000	2-4	.500	0.4	0.2	1.0
14	14	Mark Rohrer	5-10	12	G	26	15-34	.441	26-63	.413	12-23	.522	4.5	1.3	4.6
20	20	Ross Seal	5-9	11	G	26	15-34	.441	0-6	.000	35-50	.700	1.3	2.8	2.5
22	22	Matt Fields	5-11	12	F	12	5-9	.556	2-4	.500	6-9	.667	1.2	0.3	1.8
24	24	Trey Hughes	6-0	9	G	26	24-41	.585	15-35	.429	15-20	.750	1.7	1.4	4.2
30	30	Hogan Helms	5-11	10	G	7	1-1	1.000	0-4	.000	0-0	.000	0.0	0.1	0.3
32	32	Josh Pielemeier	6-2	12	F	26	43-80	.538	29-88	.330	33-40	.825	1.3	2.8	7.9
34	34	Nicholas Duncheon	6-6	12	C	25	129-207	.623	17-58	.293	119-152	.783	1.3	7.3	17.1
40	40	Logan Knepp	6-3	10	F	25	46-71	.648	0-0	.000	16-31	.516	0.9	3.9	4.3
42	42	Kendall Murphy	6-1	10	F	8	2-2	1.000	0-0	.000	3-4	.750	0.8	0.1	0.9
44	44	Case Cummings	5-10	11	F	4	1-1	1.000	0-0	.000	0-0	.000	0.0	0	0.5
50	50	Dustin Ash	6-1	10	C	18	11-14	.786	0-0	.000	2-10	.200	1.5	1.8	1.3
52	52	Jonah Otto	6-2	11	F	5	1-1	1.000	0-1	.000	0-0	.000	0.0	0.2	0.4
52	52	Luke Harmon	6-2	10	F	2	0-0	.000	0-1	.000	0-0	.000	0.0	0.1	0.0
Team Totals							347-607	.572	139-383	.363	300-412	.728	13.2	23.5	54.3
Opponent Totals							288-692	.416	96-322	.298	200-294	.680	—	20.2	40.9



Bryan Hughes
15th Year Head Coach

State Finals History

State Runner-up: 2002 (A)
Appearances: 2002 (A), 2007 (A)



Northwestern Tigers

Class 2A



Team Facts

Town/City: Kokomo
 County: Howard
 Superintendent: Ryan Snoddy
 Principal: Tim Edsell
 Athletic Director: Dan Armstrong
 Head Coach: Jim Gish
 Assistant Coaches: Jim Schlie, Blake Betzner, Brian Alexander, Scott Simmons, Eric Grzegorski
 Student Managers: Nicholas Allen, Andy Pier, Ashleigh Finley, Annalisa Davis
 Nickname: Tigers
 Colors: Purple & White
 Conference: Mid-Indiana
 Enrollment: 591
 Gym Capacity: 1,888
 Last Year's Tournament: Finished 18-4, lost to Oak Hill 56-57 in the Taylor Sectional.

2006-07 Results (24-2)


Date	Opponent	W/L	Score
11/25	at Tri-Central	W	72-57
12/1	Western	W	75-69
12/8	Taylor	W	62-53
12/9	at Mississinewa (OT)	W	74-70
12/15	at Maconaquah	W	69-54
12/16	Pioneer	W	83-52
12/21	at Frankfort	W	72-64
1/5	at Delphi	W	67-44
1/6	Clinton Central (2OT)	L	72-74
1/12	vs. Taylor	W	68-50
1/13	vs. Western	W	50-37
1/19	at Cass	L	57-62
1/23	at North Miami	W	61-48
1/26	Carroll (Flora)	W	71-39
2/2	Tipton (OT)	W	60-57
2/3	at Southwood	W	106-84
2/8	Peru	W	70-63
2/16	at Eastern (Greentown)	W	60-46
2/19	Hamilton Heights	W	78-58
2/20	Oak Hill	W	71-50
Taylor Sectional			
2/27	Eastbrook	W	75-52
3/2	Taylor	W	52-44
3/3	Madison-Grant	W	80-44
Blackford Regional			
3/10	Eastside	W	68-37
3/10	Cass	W	62-36
Warsaw Semi-State			
3/17	Fairfield	W	72-59



First Row: Josh Maggard, Mark Alexander, Taylor Richardson, Alex Hillis, Kyle Beachy, Kirk Beachy; Second Row: Cameron Richardson, Camron Cossell, Zavier Sanders, Jimmy McKee, Derek Alexander, Zech Sanders.

Team Roster

Lt	Dk	Name	Ht	Gr	Pos	GP	FG-FGA	FG%	3-Pt.	3FG%	FT-FTA	FT%	Ast	Reb	Pts
3	3	Josh Maggard	5-10	11	G	25	144-340	.424	27-98	.276	96-134	.716	7.9	2.6	16.4
5	5	Kirk Beachy	5-11	11	G	26	32-55	.582	1-1	1.000	6-16	.375	1.2	1.5	2.7
11	11	Cameron Cossell	6-3	11	F	24	27-46	.587	0-0	.000	7-10	.700	0.1	1.8	2.5
15	15	Mark Alexander	6-1	12	G	26	96-215	.447	57-141	.404	23-32	.719	1.2	3.6	10.5
21	21	Kyle Beachy	6-0	12	G	25	44-111	.396	8-33	.242	21-34	.618	1.4	1.8	4.7
24	24	Taylor Richardson	6-1	11	G	26	41-94	.436	24-55	.436	20-27	.741	0.6	1.5	4.8
32	32	Cameron Richardson	6-2	12	F	26	111-178	.624	16-37	.432	53-94	.564	1.6	5.8	11.2
34	34	Zavier Sanders	6-6	11	F	26	165-253	.652	0-0	.000	76-109	.697	1.1	10.5	15.6
40	40	Zech Sanders	6-3	10	G	11	4-11	.364	0-3	.000	2-6	.333	0.1	0.7	0.9
42	42	Jimmy McKee	6-6	10	C	13	4-13	.308	0-0	.000	5-8	.625	0.1	0.9	1.0
44	44	Alex Hillis	6-0	11	G	14	0-4	.000	0-2	.000	0-0	.000	0.1	0.5	0.0
52	52	Derek Alexander	6-3	11	F	24	12-31	.387	1-2	.500	4-9	.444	0.4	1.2	1.2
Team Totals							680-1351	.503	134-373	.359	313-479	.653	15.3	31.1	69.5
Opponent Totals							513-1251	.410	133-404	.329	244-353	.691	4.1	20.5	54.0



Jim Gish
3rd Year Head Coach

State Finals History

First Appearance



Winchester Golden Falcons

Class 2A




Team Facts

Town/City: Winchester
 County: Randolph
 Superintendent: Phil Wray
 Principal: Tom Osborn
 Athletic Director: Steve Howell
 Head Coach: Chip Mehaffey
 Assistant Coaches: Rick Owens, Bobby Jones, Steve Graft, Josh Hummel
 Student Managers: Deidre Chalfant, Dana Cross
 Nickname: Golden Falcons
 Colors: Old Gold, Black & White
 Conference: Tri-Eastern
 Enrollment: 482
 Gym Capacity: 2,300
 Last Year's Tournament: Finished 11-10, lost to Centerville 49-75 in the Hagerstown Sectional.

2006-07 Results (22-4)

Date	Opponent	W/L	Score
11/21	Union (Modoc)	W	92-36
11/24	at Randolph Southern	W	72-48
11/28	Wapahani	W	59-55
12/2	at Blue River	L	55-58
12/8	at Union City	W	80-66
12/9	Blackford	W	65-26
12/15	at Union County	L	64-72
12/19	Shenandoah	W	69-68
12/29	Bluffton	L	45-48
1/3	vs. Monroe Central	W	72-50
1/5	vs. Randolph Southern	W	73-41
1/6	vs. Union City	W	49-38
1/12	at Hagerstown	W	87-70
1/19	Jay County	L	47-51
1/23	at Yorktown	W	52-30
1/27	at Tri	W	68-39
1/31	Centerville	W	68-60
2/2	Monroe Central	W	64-58
2/8	Cambridge City Lincoln	W	73-46
2/16	at Northeastern	W	67-64
2/20	South Adams	W	66-44
Hagerstown Sectional			
3/2	Centerville	W	72-44
3/3	Union County	W	71-49
Alexandria Regional			
3/10	Lawrenceburg	W	75-49
3/10	Shenandoah	W	76-57
Southport Semi-State			
3/17	Providence (OT)	W	60-53



First Row: Madison Gibbons, Kellyn Coats, Kayla Shockley, Kristen Dull, Eden Williams, Malina Baker, Lynlea Mayfield, Clorinda Tharp, Ashten Beaty Second Row: Paul Griffin, Levi Cross, Lucas Wickersham, Daniel Maggart, Brock Ward, Andrew Haney, Thad Laudenbacher, Deidre Chalfant, Paige Haney, Dana Cross, Makenzie Mehaffey Third Row: Assistant Coach Bobby Jones, Assistant Coach Steven Graft, Brock Morrison, Tyler Koch, Andy Stover, Clayton Briggs, Bruce Culy, Austin Davis, Assistant Coach Rick Owens, Head Coach Chip Mehaffey

Team Roster

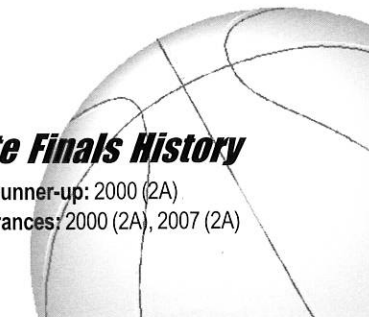
Lt	Dk	Name	Ht	Gr	Pos	GP	FG-FGA	FG%	3-Pt.	3FG%	FT-FTA	FT%	Ast	Reb	Pts
10	10	Brock Ward	5-10	11	G	26	31-88	.352	8-29	.276	36-53	.679	2.5	2.2	4.2
20	20	Thad Laudenbacher	5-10	12	G	26	62-154	.403	46-122	.377	14-17	.824	1.8	1.0	7.4
22	22	Lucas Wickersham	5-11	11	F	26	13-26	.500	5-11	.455	7-13	.538	1.1	2.5	1.5
24	24	Andrew Haney	5-10	10	G	25	30-56	.536	5-13	.385	22-29	.759	3.4	0.7	3.8
30	30	Daniel Maggart	6-1	11	F	26	55-96	.573	0-6	.000	31-49	.633	0.9	4.6	5.6
32	32	Bruce Culy	6-1	11	F	11	0-1	.000	0-1	.000	1-2	.500	0.0	0.4	0.1
34	34	Tyler Koch	6-3	10	G	26	178-390	.456	50-129	.388	110-144	.764	1.7	5.6	20.6
40	40	Austin Davis	6-1	10	G/F	16	5-11	.455	0-1	.000	5-8	.625	0.1	1.1	1.0
42	42	Levi Cross	6-1	10	G/F	13	2-14	.143	1-5	.200	22-26	.846	0.2	1.1	2.3
44	44	Brock Morrison	6-1	11	G/F	26	86-172	.500	26-67	.388	55-66	.833	2.0	3.7	10.1
50	50	Andy Stover	6-4	12	C	25	77-125	.616	0-0	.000	33-66	.500	0.5	5.2	7.8
54	54	Clayton Briggs	6-3	11	F/C	26	48-76	.632	2-6	.333	34-45	.756	0.1	2.5	5.3
Team Totals							587-1209	.486	143-390	.367	370-518	.714	14.1	29.1	67.5
Opponent Totals							425-1092	.389	96-363	.264	322-464	.694	9.9	18.9	50.7



Chip Mehaffey
11th Year Head Coach

State Finals History

State Runner-up: 2000 (2A)
 Appearances: 2000 (2A), 2007 (2A)



Plymouth Pilgrims

Class 3A




Team Facts

Town/City: Plymouth
County: Marshall
Superintendent: Dr. John Hill
Principal: Dick Tobias
Athletic Director: Roy Bengel
Head Coach: Jack Edison
Assistant Coaches: John Scott, Michael Edison, Joel Grindle, Zach Scott, Tony Plothow, Tom Isenbarger
Student Managers: Nolin Downs, Carrie Edison
Nickname: Pilgrims
Colors: Crimson & White
Conference: Northern Lakes
Enrollment: 1,065
Gym Capacity: 4,600
Last Year's Tournament: Finished 21-5, lost to eventual class 3A State Runner-up Jay County 52-53, in the Lafayette Jefferson Semi-State.

2006-07 Results (24-2)


Date	Opponent	W/L	Score
11/25	Bremen	W	73-27
11/28	Triton	W	63-40
12/1	at Rochester	W	50-38
12/5	Tippecanoe Valley	W	58-48
12/8	at Peru	W	44-40
12/15	Northwood (OT)	L	57-58
12/16	at Knox	W	49-29
12/23	Carroll (Fort Wayne)	W	58-40
12/23	DeKalb	W	54-33
1/5	Elkhart Memorial	W	56-34
1/12	at Concord	W	58-46
1/13	LaPorte	W	39-28
1/19	at Wawasee	W	56-44
1/26	at Northridge	W	47-33
1/31	at LaVille	W	62-35
2/2	Goshen	W	49-39
2/8	Warsaw	W	54-26
2/10	at SB St. Joseph's (OT)	L	53-54
2/15	at Culver Academies	W	85-33
2/20	Glenn	W	49-31
Plymouth Sectional			
2/27	Knox	W	69-29
3/2	SB St. Joseph's	W	63-36
3/3	Mishawaka Marian	W	80-28
Plymouth Regional			
3/10	Hammond Clark	W	69-55
3/10	Gary Wirt	W	44-34
Warsaw Semi-State			
3/17	NorthWood	W	63-47



First Row: Celia Corona, Caitlin Hite, Megan Good, Miranda Martin, Kayla Dalton, Kelsey Heisler, Keisha Carnegie, Sarah Klink Second Row: Student Trainer Sarah Jacobs, Student Trainer, Katie McPherson, Jacob Palmer, Jared Wendel, Byron Faulstich, Chad Clinton, Jason Renz, Manager Carrie Edison, Manager Nolin Downs Third Row: Student Trainer Hannah Jacobs, Trainer Kristen Ripley, Zach Scott, Assistant Coach Tony Plothow, Assistant Coach Sam Faulstich, Blaine Schafer, PJ Gretter, Assistant Coach Joel Grindle, Jeremy Renz, Ryan Welch, Nick Neidlinger, Randy Davis, Assistant Coach Michael Edison, Assistant Coach John Scott, Head Coach Jack Edison

Team Roster

Lt	Dk	Name	Ht	Gr	Pos	GP	FG-FGA	FG%	3-Pt	3FG%	FT-FTA	FT%	Ast	Reb	Pts
10	10	Jason Renz	6-2	12	F	26	72-131	.550	17-39	.436	31-41	.756	2.5	3.0	7.4
12	12	PJ Gretter	5-11	11	G	18	8-20	.400	3-12	.250	16-22	.727	0.4	0.8	1.9
20	20	Jared Wendel	6-1	12	G	26	69-132	.523	21-65	.323	17-31	.548	1.7	2.7	6.8
24	24	Chad Clinton	5-11	12	G	26	78-199	.392	40-132	.303	67-79	.848	2.4	3.7	10.1
30	30	Randy Davis	5-10	11	G	26	163-302	.540	39-100	.390	88-119	.739	3.1	2.6	17.4
34	34	Nick Neidlinger	6-2	11	G	20	15-38	.395	3-17	.176	8-12	.667	0.6	1.6	2.1
40	40	Jacob Palmer	6-1	12	F	26	71-116	.612	0-2	.000	34-61	.557	6.8	4.4	2.1
42	42	Sam Faulstich	6-0	11	F	5	2-4	.500	0-1	.000	0-2	.000	0.8	0.4	0.8
44	44	Jeremy Renz	5-8	10	F	24	3-13	.231	0-2	.000	10-14	.714	0.2	0.8	0.7
50	50	Byron Faulstich	6-4	12	F	26	36-96	.375	16-56	.286	16-23	.696	1.0	2.1	4.0
52	52	Ryan Welch	6-2	11	F	17	11-16	.688	0-0	.000	6-10	.600	0.0	1.5	1.7
54	54	Blaine Schafer	6-6	11	F	15	5-16	.313	0-0	.000	3-7	.429	0.1	1.3	0.9
Team Totals							533-1083	.492	139-426	.326	296-421	.703	13.8	26.1	57.7



Jack Edison
34th Year Head Coach

State Finals History

State Champion: 1982
 State Runner-up: 2005 (3A)
 Appearances: 1982, 2005 (3A), 2007 (3A)

Evansville Bosse Bulldogs

Class 3A




Team Facts

Town/City: Evansville
County: Vanderburgh
Superintendent: Dr. Robert Yeager
Principal: Robert Adams
Athletic Director: Larry Cochren
Head Coach: Jeff Hein
Assistant Coaches: Mike Darrett, Nick Wade, Scott Schaffer
Student Managers: Elizabeth Riley, Andrew Hegeman, Kenny Walker
Nickname: Bulldogs
Colors: Scarlet & Gray
Conference: Southern Indiana
Enrollment: 892
Gym Capacity: 2,500
Last Year's Tournament: Finished 22-2, lost to Evansville Mater Dei 64-66 in the Boonville Sectional.

2006-07 Results (22-4)

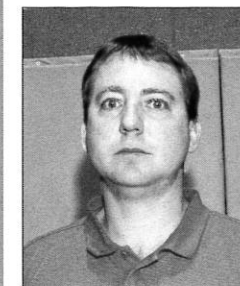
Date	Opponent	W/L	Score
12/2	at Terre Haute North	W	63-62
12/8	Princeton	W	78-51
12/12	at Evansville Memorial	W	79-69
12/15	Washington	W	58-57
12/26	vs. Providence (Ky)	W	105-20
12/28	vs. North Posey	W	77-40
12/30	vs. Connersville	L	65-69
1/5	at Evansville Central	W	55-42
1/6	Vincennes Lincoln	L	60-63
1/9	Evansville North	W	75-52
1/12	at Evansville Reitz	L	48-51
1/16	Evansville Harrison	W	69-56
1/19	Boonville	W	81-41
1/23	at Evansville Reitz	L	54-69
1/26	at Owensboro SR (Ky)	W	71-70
2/2	at Jasper (OT)	W	72-69
2/8	Castle	W	72-51
2/13	Evansville North (OT)	W	78-68
2/16	at Evansville Mater Dei	W	77-63
2/20	Mount Vernon	W	83-65
Boonville Sectional			
2/27	Heritage Hills	W	86-50
3/2	Evansville Mater Dei	W	58-54
3/3	Evansville Memorial	W	56-54
Washington Regional			
3/10	Washington	W	71-47
3/10	Madison	W	56-55
Seymour Semi-State			
3/17	Batesville	W	87-78



First Row: Manager Elizabeth Riley, Alex Burton, Brydell Price, Danzel Bryant, Anthony Quarles, Spencer Redding, Manager Andrew Hegeman, Assistant Coach Nick Wade Second Row: Assistant Coach Scott Schaffer, Assistant Coach Mike Darrett, Bryan Camp, Cardell McFarland, Matt Lander, Jeremy Waddell, Courtney Johnson, Tyler Price, Brandon Darrett, Head Coach Jeff Hein, Equipment Manager Mike Gibson

Team Roster

Lt	Dk	Name	Ht	Gr	Pos	GP	FG-FGA	FG%	3-Pt	3FG%	FT-FTA	FT%	Ast	Reb	Pts	
10	10	Brydell Rice	5-9	12	G	26	20-43	.465	0-2	.000	7-16	.438	0.8	0.9	1.8	
14	30	Danzel Bryant	5-9	11	G	5	2-6	.333	0-1	.000	0-0	.000	0.4	0.4	0.8	
15	15	Alex Burton	6-1	12	F	16	8-9	.889	0-1	.000	3-6	.500	0.6	0.8	1.2	
20	20	Jeremy Waddell	6-2	11	G	26	84-170	.494	5-26	.192	22-43	.512	4.6	4.8	7.5	
21	21	Courtney Johnson	6-4	12	F	26	139-215	.647	0-2	.000	52-78	.667	3.2	11.3	12.7	
22	22	Tyler Price	6-3	11	F	21	33-65	.508	5-15	.333	9-15	.600	1.5	3.0	3.8	
23	23	Cardell McFarland	6-1	12	G	26	181-333	.544	34-75	.453	140-177	.791	3.8	3.7	20.6	
24	12	Matt Lander	6-4	12	G	25	149-300	.497	29-93	.312	54-72	.750	4.9	2.3	15.2	
33	33	Bryan Camp	6-4	11	C	26	42-99	.424	20-57	.351	23-32	.719	1.6	2.7	4.9	
35	35	Spencer Redding	6-1	11	F	1	0-0	.000	0-0	.000	0-0	.000	0.0	0.0	0.0	
40	40	Brandon Darrett	6-6	10	C	14	4-12	.333	0-0	.000	3-9	.333	0.3	2.1	0.8	
44	11	Anthony Quarles	5-11	10	G	18	19-36	.528	6-18	.333	6-8	.750	0.8	1.0	2.8	
Team Totals							681-1288	.528	99-290	.341	319-456	.699	--	--	70.5	
Opponent Totals																56.4



Jeff Hein
2nd Year Head Coach

State Finals History

State Champion: 1944, 1945, 1962
 Appearances: 1932, 1939, 1944, 1945, 1962, 1982, 2007 (3A)

East Chicago Central Cardinals

Class 4A




Team Facts

Town/City: East Chicago
 County: Lake
 Superintendent: Dr. Juan Anaya
 Principal: Darnell Adell
 Athletic Director: Robert Miles
 Head Coach: Pete Trgovich
 Assistant Coaches: Jim Arges, Juda Parks, Abe Brown, Anton Williams
 Nickname: Cardinals
 Colors: Red, Navy Blue & White
 Conference: Independent
 Enrollment: 1,433
 Gym Capacity: 8,296
 Last Year's Tournament: Finished 19-5, lost to Penn 45-73, in the Michigan City Regional.

2006-07 Results (22-3)


Date	Opponent	W/L	Score
11/24	Gary West Side	W	90-65
11/24	Gary Wallace	W	88-56
12/1	South Bend Clay	W	80-56
12/2	Fort Wayne Snider	W	77-72
12/9	vs. Pike	L	49-67
12/19	at Highland	W	48-35
12/28	vs. Hamilton (Ohio)	W	67-56
12/29	at North Central (Indpls)	L	62-73
1/2	vs. Thornton North (IL)	W	62-59
1/6	Munster	W	59-58
1/13	Indianapolis Arlington	W	74-61
1/16	at Hammond	W	65-50
1/19	at Gary Roosevelt	W	72-63
1/20	at Crown Point	W	75-48
1/25	Gary West Side	W	66-55
1/30	at Gary Wirt	W	69-38
2/3	at Lake Central	L	63-95
2/8	Gary Wallace	W	72-57
2/10	at Lake Forest Academy (IL)	W	69-56
2/16	at Hammond Noll	W	71-55
East Chicago Central Sectional			
3/2	Lowell	W	61-41
3/3	Munster (OT)	W	58-54
Michigan City Regional			
3/10	South Bend Adams	W	56-49
3/10	Valparaiso	W	54-42
Lafayette Jefferson Semi-State			
3/17	Marion	W	56-48



First Row: Anthony Sain, De'Andre Jones, Derrell Conner, Bryce Walker, Josiah Daniels, Terry Weathers
 Second Row: Assistant Coach Juda Parks, Assistant Coach Jim Arges, Head Coach Pete Trgovich, Baile Barnett, Jerek Blevins, E'Twain Moore, Angel Garcia, Kawann Short, Eric Ligon, Assistant Coach Abe Brown, Marcus Johnson, Assistant Anton Williams, Trainer Kevin LoBombard.

Team Roster

Lt	Dk	Name	Ht	Gr	Pos	GP	FG-FGA	FG%	3-Pt	3FG%	FT-FTA	FT%	Ast	Reb	Pts
20	20	Bryce Walker	5-9	10	G	12	16-41	.390	7-21	.333	4-9	.444	0.3	1.0	3.5
21	21	Derrell Conner	5-9	10	G	25	43-119	.361	9-41	.219	21-41	.512	1.6	1.8	4.6
22	22	E'Twain Moore	6-3	12	G	23	177-359	.493	32-107	.299	112-149	.752	2.5	7.1	21.6
23	23	Anthony Sain	6-2	12	G	25	31-90	.344	17-46	.369	10-15	.667	0.7	2.1	3.5
24	24	De'Andre Jones	6-1	12	G	25	53-121	.438	6-18	.333	54-73	.740	1.1	2.8	6.6
25	25	Terry Weathers	6-0	12	G	24	35-81	.432	6-18	.333	22-52	.423	1.7	1.3	4.0
31	31	Eric Ligon	6-3	12	F	5	2-7	.285	0-0	.000	2-4	.500	0.2	0.6	1.2
32	32	Marcus Johnson	6-4	12	F	19	49-102	.480	4-17	.235	18-34	.529	1.0	3.7	6.3
33	33	Josiah Daniels	5-8	12	F	4	3-3	1.00	1-1	1.00	0-0	.000	0.0	0.5	1.7
35	35	Baile Barnett	6-3	10	F	8	4-10	.400	1-1	1.00	4-6	.667	0.1	2.1	1.6
43	43	Jerek Blevin	6-3	12	F	3	0-4	.000	0-1	.000	0-0	.000	0.0	1.3	0.0
44	44	Angel Garcia	6-11	10	F	18	78-155	.503	18-47	.383	33-40	.825	2.3	7.1	11.5
45	45	Kawaan Short	6-4	11	C	25	126-222	.567	0-1	.000	41-75	.547	0.9	10.5	11.7
		Miguel Covarrubias	6-0	10	G	0	0-0	.000	0-0	.000	0-0	.000	0.0	0.0	0.0
		Hollis Fullilove	6-2	9	G	0	0-0	.000	0-0	.000	0-0	.000	0.0	0.0	0.0
Team Totals							620-1321	.469	101-322	.313	321-498	.645	11.1	34.6	66.5



Pete Trgovich
2nd Year Head Coach

State Finals History

First Appearance



North Central Panthers

Class 4A



Team Facts

Town/City: Indianapolis
 County: Marion
 Principal: C.E. Quandt
 Athletic Director: Charles Jones
 Asst. Athletic Director: Paul Loggan
 Head Coach: Doug Mitchell
 Assistant Coaches: Basil Smotherman, Walt Morris, Richard Bishop, Josh Richmond
 Nickname: Panthers
 Colors: Red, Black & White
 Conference: Metropolitan
 Enrollment: 3,406
 Gym Capacity: 3,200
 Last Year's Tournament: Finished 20-4, lost to Carmel 48-57, in the Carmel Sectional final.

2006-07 Results (21-4)

Date	Opponent	W/L	Score
11/22	at Pike	W	77-73
12/1	at Indianapolis Broad Ripple	W	91-47
12/8	Carmel	W	76-66
12/9	Dayton Dunbar (Ohio)	W	70-65
12/16	at Hamilton Southeastern	W	81-67
12/22	at Kokomo	W	72-49
12/28	Bowling Green (Ohio)	W	83-52
12/29	East Chicago Central	W	73-62
1/5	Ben Davis	W	67-40
1/9	at Lawrence North	L	63-70
1/19	at Lawrence North	W	70-59
1/20	Muncie Central	L	79-80
1/27	Warren Central	L	74-81
2/1	Loyola Academy (IL)	W	88-47
2/2	at Terre Haute North	W	63-54
2/10	at Terre Haute South	W	67-41
2/16	Center Grove	L	69-74
2/20	Brownsburg	W	57-45
2/23	at Harding	W	83-71
Noblesville Sectional			
2/28	Carmel	W	66-59
3/2	Noblesville	W	63-53
3/3	Hamilton Southeastern	W	73-61
Pike Regional (Hinkle Fieldhouse)			
3/10	Pike	W	70-48
3/10	Franklin Central	W	49-44
Southport Semi-State			
3/17	Bloomington South	W	66-49



First Row: Landon Smith, Devin Hunter, Head Coach Doug Mitchell, Evan Gordon, Kevin Gant
 Second Row: Athletic Trainer Amanda Campbell, Manager Alex Meneely, Joey Brown, Damon Ellison, Manager Adam Lickliter, Assistant Coach Richard Bishop
 Third Row: Assistant Coach Walt Morris, James Sample, Adnan Hodzic, Chris Toler, James Hollowell, Eric Gordon, Assistant Coach Basil Smotherman

Team Roster

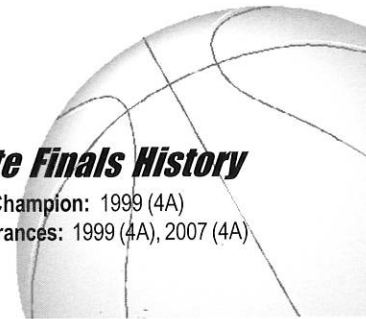
Lt	Dk	Name	Ht	Gr	Pos	GP	FG-FGA	FG%	3-Pt	3FG%	FT-FTA	FT%	Ast	Reb	Pts
2	2	Joey Brown	6-4	12	G	16	12-21	.571	4-13	.308	4-4	1.000	0.3	1.3	2.0
5	5	Adnan Hodzic	6-8	12	C	25	131-214	.512	0-0	.000	30-53	.566	0.4	6.3	11.7
10	10	Kevin Gant	5-9	12	G	25	72-141	.511	37-74	.500	36-43	.837	4.5	3.6	8.7
11	11	Devin Hunter	6-0	12	G	24	37-111	.333	8-42	.190	21-27	.778	2.3	1.4	4.1
12	12	Landon Smith	6-0	12	G	8	1-7	.143	0-1	.000	0-0	.000	0.4	0.4	0.2
15	15	James Hollowell	6-5	11	F	25	58-129	.450	4-22	.182	23-41	.561	1.0	5.1	5.7
20	20	Garrick Hall	5-7	11	G	0	0-0	.000	0-0	.000	0-0	.000	0.0	0.0	0.0
21	21	Damon Elliston	6-4	10	G	14	23-45	.511	3-13	.231	15-20	.750	0.7	1.6	4.3
23	23	Eric Gordon	6-4	12	G	24	211-362	.583	63-133	.474	214-244	.877	3.3	6.2	29.1
30	30	James Sample	6-5	12	F	20	16-28	.571	2-5	.400	7-8	.875	0.4	1.5	2.1
32	32	Evan Gordon	6-1	10	G	25	49-137	.358	11-42	.262	27-38	.711	2.7	2.7	5.4
44	44	Terone Johnson	6-2	9	G	6	0-5	.000	0-3	.000	1-2	.500	0.2	0.3	0.2
50	50	Chris Toler	6-9	11	C	25	19-61	.311	0-3	.000	11-20	.550	0.4	3.0	2.0
		Trip McFall	6-3	9	G	0	0-0	.000	0-0	.000	0-0	.000	0.0	0.0	0.0
		Julian Chambers	6-4	10	F	0	0-0	.000	0-0	.000	0-0	.000	0.0	0.0	0.0
		Justin Reid	6-7	10	C	1	2-2	1.000	0-0	.000	1-1	1.000	0.0	0.0	5.0
		Michael Barton	6-8	10	C	0	0-0	.000	0-0	.000	0-0	.000	0.0	0.0	0.0
		Chris Ahlfeld	6-3	11	C	0	0-0	.000	0-0	.000	0-0	.000	0.0	0.0	0.0
Team Totals							632-1266	.499	132-351	.376	393-507	.775	15.7	33.5	71.6
Opponents Totals							507-1288	.391	138-452	.305	306-445	.688	9.4	25.3	58.3



Doug Mitchell
14th Year Head Coach

State Finals History

State Champion: 1999 (4A)
 Appearances: 1999 (4A), 2007 (4A)



IHSAA State Champions



2005-06 IHSAA Boys Basketball Class 4A State Champion
Lawrence North



2005-06 IHSAA Boys Basketball Class 3A State Champion
New Castle



2005-06 IHSAA Boys Basketball Class 2A State Champion
Forest Park



2005-06 IHSAA Boys Basketball Class A State Champion
Hauser

Year	Champion	Runner-Up	Score	Winning Coach	Record	Site
1910-11	Crawfordsville	Lebanon	24-17	Dave Glascock	16-2	IU Assembly Hall
1911-12	Lebanon	Franklin	51-11	Claude Whitney	16-3	IU Assembly Hall
1912-13	Wingate	South Bend	15-14 (5 OT)	Jesse Wood	22-3	IU Assembly Hall
1913-14	Wingate	Anderson	36-8	Len Lehman	19-5	Indiana University
1914-15	Thorntown	Montmorenci	33-10	Chet Hill	22-5	IU Men's Gymnasium
1915-16	Lafayette	Crawfordsville	27-26 (OT)	C.F. Apking	20-4	IU Men's Gymnasium
1916-17	Lebanon	Gary	34-26	Alva Staggs	26-2	IU Men's Gymnasium
1917-18	Lebanon	Anderson	24-20 (OT)	Glenn Curtis	28-2	IU Men's Gymnasium
1918-19	Bloomington	Lafayette	18-15	Cliff Wells	23-3	Purdue Memorial Gymnasium
1919-20	Franklin	Lafayette	31-13	Ernest Wagner	29-1	IU Men's Gymnasium
1920-21	Franklin	Anderson	35-22	Ernest Wagner	29-4	Old Coliseum
1921-22	Franklin	Terre Haute Garfield	26-15	Ernest Wagner	31-4	Old Coliseum
1922-23	Vincennes	Muncie	27-18	John Adams	34-1	Old Coliseum
1923-24	Martinsville	Frankfort	36-30	Glenn Curtis	22-7	Old Coliseum
1924-25	Frankfort	Kokomo	34-20	Everett Case	27-2	Exposition Building
1925-26	Marion	Martinsville	30-23	Gene Thomas	27-2	Exposition Building
1926-27	Martinsville	Muncie	26-23	Glenn Curtis	26-3	Exposition Building
1927-28	Muncie	Martinsville	13-12	Pete Jolly	28-2	Butler Fieldhouse
1928-29	Frankfort	Indianapolis Technical	29-23	Everett Case	25-2	Butler Fieldhouse
1929-30	Washington	Muncie	32-21	Burl Friddle	30-1	Butler Fieldhouse
1930-31	Muncie	Greencastle	31-23	Pete Jolly	25-6	Butler Fieldhouse
1931-32	New Castle	Winamac	24-17	Orville Hooker	28-3	Butler Fieldhouse

Continued on page 14

Arthur L. Trester Award For Mental Attitude




Arthur L. Trester
IHSAA Commissioner
1929-1944


At the state finals, members of the IHSAA Executive Committee present the Trester Award to the outstanding senior participant in each classification of the boys basketball state finals. The recipients of this award, who were nominated by their principals and coaches, must excel in mental attitude, scholarship, leadership and athletic ability in basketball. Indiana Farm Bureau Insurance, IHSAA corporate partner, presents a \$1,000 scholarship to each school in the name of the recipient.

From 1917 to 1943 the award was known as "The Gimbel Medal for Mental Attitude" in honor of Mr. Jake Gimbel of Vincennes, who awarded the medal each of those years until his passing prior to the 1943 tournament. In 1944, it was known as the "IHSAA Medal for Mental Attitude" and in 1945 the IHSAA board officially named the award "The Arthur L. Trester Medal for Mental Attitude" in honor of the man who served as first commissioner of the Association from 1929 to 1944.


Recipients were given a medal each year from 1945 through 1964, hence "The Arthur L. Trester Medal for Mental Attitude." Since 1965, the award was made in the form of a plaque.



2005-06 4A Recipient
Greg Oden
Lawrence North



2005-06 3A Recipient
Tyler Rigby
Jay County



2005-06 2A Recipient
Tim James
Forest Park







2005-06 A Recipient
Jordan Perkins
Hauser

Year	Name	School
1916-17	Claude Curtis	Martinsville
1917-18	Ralph Esarey	Bloomington
1918-19	Walter Cross	Thorntown
1919-20	Harold Laughlin	Bedford
1920-21	Ralph Marlowe	Sandusky
1921-22	Reece Jones	Vincennes
1922-23	Maurice Robinson	Anderson
1923-24	Philip Kessler	Richmond
1924-25	Russell Walter	Kokomo
1925-26	Richard Williams	Evansville Central
1926-27	Franklin Prentice	Kendallville
1927-28	Robert McCarnes	Logansport
1928-29	Emmett Lowery	Indianapolis Arsenal Technical
1929-30	Kenneth Young	LaPorte
1930-31	Norman Cottom	Terre Haute Wiley
1931-32	Jess McAnally	Greencastle
1932-33	James Seward	Indianapolis Shortridge
1933-34	Arthur Gosman	Jasper
1934-35	James Lyboul	Richmond
1935-36	Steve Sitko	Ft. Wayne Central
1936-37	Robert Menke	Huntingburg
1937-38	Robert Mygrants	Hammond
1938-39	Jim Myers	Evansville Bosse
1939-40	Duane Conkey	Mitchell
1940-41	Donald Server	Madison
1941-42	Kenneth Brown, Jr.	Muncie Burriss
1942-43	Dave Laffin	Lebanon
1943-44	Walter McFtridge	Kokomo
1944-45	Max Allen	Indianapolis Broad Ripple
1945-46	Robert Cripe	Flora
1946-47	Ronald Bland	Terre Haute Garfield
1947-48	Lee Hamilton	Evansville Central
1948-49	James Schooley	Auburn
1949-50	Pat Klein	Marion
1950-51	Robert Jewell	Indianapolis Attucks
1951-52	Joe Sexson	Indianapolis Arsenal Technical
1952-53	Harley Andrews	Terre Haute Gerstmeier
1953-54	Bobby Plump	Milan
1954-55	James Henry	New Albany
1955-56	Dennis Tepe	Elkhart

Year	Name	School
1956-57	Robert Perigo	Lafayette Jefferson
1957-58	Richard Haslam	Crawfordsville
1958-59	James Rayl	Kokomo
1959-60	Robert Cantrell	East Chicago Washington
1960-61	Tom & Dick VanArsdale	Indianapolis Manual
1961-62	John Wilson	Evansville Bosse
1962-63	Greg Samuels	Terre Haute Garfield
1963-64	Mike Weaver	Huntington
1964-65	Edward Bopp	Indianapolis Washington
1965-66	James Cadwell	Michigan City Elston
1966-67	Charles Nelson	Fort Wayne South Side
1967-68	James Nelson	Gary Roosevelt
1968-69	Joe Sutter	Marion
1969-70	James Trout	Loogootee
1970-71	Jerry B. Lamberson	New Castle
1971-72	Mark Inman	Jeffersonville
1972-73	Garry Abplanalp	Franklin
1973-74	Jon & Don McGlocklin	Franklin
1974-75	Steve Walker	Lebanon
1975-76	Jack David Colescott	Marion
1976-77	Mark Herrmann	Carmel
1977-78	Jack Moore	Muncie Central
1978-79	Malcolm Cameron	Terre Haute South
1979-80	Jeff Todd	Marion
1980-81	Karl Donovan	Vincennes Lincoln
1981-82	Phillip Wendel	Plymouth
1982-83	John Harter	Anderson
1983-84	Milan Petrovic	Lake Central
1984-85	Todd Graf	Richmond
1985-86	Todd Anderson	Shelbyville
1986-87	Marvin Rea	Gary Roosevelt
1987-88	Sam Long	Muncie Central
1988-89	Patrick Graham	Floyd Central
1989-90	Damon Bailey	Bedford North Lawrence
1990-91	Steve Nicodemus	Whitko
1991-92	Richie Hammel	Lafayette Jefferson
1992-93	Pete Miller	South Bend St. Joseph's
1993-94	Bryce Drew	Valparaiso
1994-95	T.J. Lux	Merrillville

Continued on page 15



A
Hauser beat Tri-Central, 64-36, in the Class A state championship game to win the school's first state title in any sport. Coached by Bob Nobbe, the Hauser Jets set Class A state finals records for the largest margin of victory (28) and the fewest points allowed (36). Both teams were making their first state finals appearance. Tri-Central, coached by Dave Driggs, finished 23-4.

Hauser (25-2) had a dominating inside-game with 42 of their points coming in the paint, while Tri-Central's struggles from the field proved costly. The Jets' defense did not allow a Tri-Central field goal in the third quarter and were held to a pair of Grayson Flittner free throws. The Trojans were held to just 13 points in the second half and finished the game shooting only 16 percent from the field.

Hauser Junior Gabe Miller finished with a game-high 24 points on 10-16 from the field and 4-6 from the free throw line. Hauser's big man Bobby Jolliff dominated the lane for the Jets, finishing the game with a triple-double including 10 points, 15 rebounds and 11 blocked shots. Setting a block shot record in the state finals regardless of class, and setting a class A rebound and steals (6) record. He had six blocked shots and grabbed nine rebounds by halftime. Hauser senior Zach Fugate recorded a double-double finishing with 11 points and 10 rebounds.

Tri-Central's senior Flittner entered the game as the state's leading scorer with 29.3 points a game and scored eight points to help the Trojans to a 14-10 lead at the end of the first quarter. Flittner finished with 23 points and was the only Trojan to reach double-figures before fouling out of the game with 2:11 remaining.

The Jets took over the lead at the 1:32 mark of the second quarter on a free throw by Fugate to make it 24-23 and they never relinquished it the rest of the game.

2A

In the first rematch of a championship game since 1928, top-ranked Forest Park won its second straight title defeating Harding, 61-55, for the Class 2A state championship.

The Forest Park Rangers (25-3) became the second team in Class 2A to defend their title (Westview 1999-2000) and it was their third title game appearance in four years.

Junior Clint Hopf led Forest Park with 20 points and 10 rebounds to lead the balanced Forest Park attack. Senior Brandon Hopf contributed 17 points and 14 rebounds and junior Nathan Allen added 11 points off the bench.

Harding dominated the offensive glass early on and used it to take a 10 point lead early in the first quarter but Forest Park closed on a 9-1 run though to pull even at 17-17. Harding owned a 27-26 lead at halftime and finished the game with 19 offensive

rebounds while their press created 25 Forest Park turnovers.

Like the previous year's game between these two teams, this one went down to the wire again. Tied at 44-44 heading into the fourth quarter, the lead changed hands twice early before the Rangers took the lead for good on an offensive rebound and basket by Hopf at the 5:49 mark for a 49-48 lead. Harding never gave in though. Trailing 56-50, junior Deandre Muhammad hit a 3-pointer with 1:02 left and the Hawks quickly called a time out. On the next play, Muhammad stole the ball and scored on a layup to cut the Rangers lead to 56-55 with 50 seconds left. Forest Park sealed it at the free throw line hitting 5 of 6 down the stretch.

Coached by Al Gooden, Harding was led in scoring by Muhammad with 16 points, senior James Humphrey with 14 and sophomore Pryce Underwood finished with 11. The Hawks ended the season with a record of 17-10 with 10 of those games against 4A schools preparing them for their tourney run. Humphrey set a 2A title game record with five blocked shots and the Harding defense set a record with 17 steals.

Coached by Tom Beech, Forest Park ended the season riding a 19 game winning streak, second only to Lawrence North.

3A

New Castle escaped with a 51-43 victory over Jay County to win the 3A state championship. It was the Trojans' second boys basketball title and comes 74 years after winning it all in 1932.

New Castle (20-7) was led by junior Zach Hahn's game-high 29 points and seven rebounds. Hahn was 4-7 from 3-point range, while going 5-7 from the free throw line for the second-highest point total in a 3A title contest. Junior Luke Bennett was the only other Trojan to score in double figures with 10, while seven of his points came from the free throw line.

Jay County was led by senior Tyler Rigby's 16 points. Rigby set a 3A individual record for highest 3-point field goal percentage after making 4-6 (.667). The New Castle defense did not allow any other Patriot to score in double figures.

Jay County (20-7) led after the first quarter, 9-6, connecting on three 3-pointers and also took an 18-16 lead into halftime on Tyler Rigby's three-pointer with four seconds left.

The lead exchanged hands three times in the third quarter before New Castle grabbed the lead for good on junior Bryant Hazelman's 3-pointer with 35 seconds left giving the Trojans a 36-33 lead. The Patriots cut the margin to three points several times in the final eight minutes but could get no closer as New Castle hit its free throws down the stretch.

Coached by Steve Bennett, New Castle set a Class 3A state finals record for the fewest points allowed (44).

Jay County was coached by Craig Teagle who guided the Patriots to the school's first appearance in the state finals.

4A

A sellout crowd of 18,345 at Conesco Fieldhouse watched Lawrence North become only the third team ever to win three consecutive state titles in boys basketball beating Muncie Central, 80-56. The game was a rematch of last year's final contest.

The top-ranked Wildcats raced to an early lead and never looked back. Senior Mike Conley Jr. scored 11 points in the opening quarter as Lawrence North built the lead to 17 and finished the night with 21 points and 6 rebounds. Fellow senior Greg Oden led all scorers with 26 points on 11 of 17 shooting from the field and pulled down 11 rebounds. Oden was the recipient of the Naismith Award earlier in the week, which is given to the top high school player in the country. The duo of Conley and Oden won 103 games in their Lawrence North careers. Juniors Damian Windham and Qadr Owen added 10 points each. Lawrence North out-rebounded the Bearcats 40-25.

With the victory, Lawrence North won its 45th straight game tying Indianapolis Crispus Attucks' streak spanning the 1954-55 and 1955-56 seasons. (Lawrence North won the first five games in the 2006-07 season and have set the mark at 50 straight games.) They now join Franklin (1920-22) and Marion (1985-87) as the only teams to win three consecutive state championships. The team also became the 10th team in state history to finish undefeated (29-0).


Muncie Central was making its record 15th appearance in the title game finishing as a runner-up for the seventh time. The Bearcats, coached by Matt Fine, finished the season at 20-6. Fine has only been at the helm for two seasons, both of which culminated with appearances in the title game. The Bearcats, graduated all five starters from last year's runner-up squad, were led by juniors Ben Botts and Tom Freeman with 22 points and 12 points, respectively. Senior Terry Jenkins added 11.

With his fourth state title, Lawrence North coach Jack Keefer joins Bill Green (6), Marion Crawley (4), Glenn Curtis (4) and Everett Case (4) as the only coaches to win four or more state titles. Keefer has been the coach at Lawrence North for 31 years, the only coach in the school's history.

Class 4A championship game records were set by Lawrence North for points scored in a game (80), in a half (50) and a quarter (26 in the 2nd). The Wildcats were also the top ranked team in the country according to the *USA Today*.




Marion Crawley



Everett Case



Bill Green



Jack Keefer



Glenn Curtis

6 State Championships

Bill Green — Indianapolis Washington 1969;
Marion 1975, 1976, 1985, 1986, 1987

4 State Championships

Everett Case — Frankfort 1925, 1929, 1936, 1939
Marion Crawley — Washington 1941, 1942;
Lafayette Jefferson 1948, 1964
Glenn Curtis — Lebanon 1918; Martinsville 1924, 1927, 1933
Jack Keefer — Lawrence North 1989, 2004-06 (4A)

3 State Championships

Chad Dunwoody — Lafayette Central Catholic 1998 (A), 2000 (A),
2003 (A)
Bill Harrell — Muncie Central 1978, 1979, 1988
Ernest (Griz) Wagner — Franklin 1920, 1921, 1922

2 State Championships


Tom Beach — Forest Park 2005 (2A), 2006 (2A)
Archie Chadd — Anderson 1935, 1937
Ray Crowe — Indianapolis Crispus Attucks 1955, 1956
Alan Darner — Pike 1998 (4A), 2001 (4A)
Burl Friddle — Washington 1930; Fort Wayne South Side 1938
Raymond (Pete) Jolly — Muncie Central 1928, 1931
Herman Keller — Evansville Bosse 1944, 1945
Basil Mawbey — Connersville 1983; Cass 2003 (2A)
Elmer McCall — South Bend Central 1953, 1957
Troy Neely — Westview 1999 (2A), 2000 (2A)
Cliff Wells — Bloomington 1919; Logansport 1934
Steve Witty — Ben Davis 1995, 1996

1 State Championship


Doug Adams — Michigan City 1966
John Adams — Vincennes 1923
C.F. Apking — Lafayette 1916
Dan Archer — Indianapolis Bishop Chatard 2003 (3A)
John Baratto — East Chicago Washington 1960
Frank Barnes — Shelbyville 1947
Rick Baumgartner — Muncie Southside 2001 (3A)
Art Beckner — Muncie Central 1951
Steve Bennett — New Castle 2006 (3A)
Pete Berg — Indianapolis Cathedral 1998 (3A)
Lou Birkett — Hammond Technical 1940
John Boyd — Gary West Side 2002 (4A)
Mike Broughton — Jeffersonville 1993
Larry Bullington — Pike 2003 (4A)
Dan Bush — Bedford North Lawrence 1990

Eric Clark — Carmel 1977
Garth Cone — Alexandria 1998 (2A)
Charles Cummings — Anderson 1946
Tom DeBaets — South Bend Clay 1994
Jason Delaney — Waldron 2004 (A)
Randy DeShone — Jimtown 2004 (2A)
Myron Dickerson — Connersville 1972
Bob Dille — Fort Wayne Northrop 1974
Ray Eddy — Madison 1950
Jack Edison — Plymouth 1982
Bill Garrett — Indianapolis Crispus Attucks 1959
Dave Glascock — Crawfordsville 1911
John Goebel — Evansville Mater Dei 2004 (3A)
Al Gooden — Harding 2001 (2A)
Dana Greene — Plainfield 1999 (3A)
George Griffith — Richmond 1992
Ron Heflin — Gary Roosevelt 1991
Jeff Henley — Rossville 2002 (A)
Chet Hill — Thorntown 1915
Bill Holzbach — East Chicago Roosevelt 1970
Orville Hooker — New Castle 1932
Jimmie Howell — Lapel 2005 (A)
Paul Keller — Delta 2002 (3A)
Leo Klemm — Brebeuf Jesuit 2000 (3A)
Leonard Lehman — Wingate 1914
Trent Lehman — Speedway 2002 (2A)
Louis (Bo) Mallard — Gary Roosevelt 1968
Lawrence (Jay) McCreary — Muncie Central 1952
Tom McKinney — Bloomington North 1997
Murray Mendenhall — Fort Wayne Central 1943
Doug Mitchell — North Central (Indianapolis) 1999 (4A)
John Molodet — East Chicago Washington 1971
Jim Myers — Evansville Bosse 1962
Bob Nobbe — Hauser 2006 (A)
Jerry Oliver — Indianapolis Washington 1965
Dave Omer — Washington 2005 (3A)
Leo (Cabby) O'Neill — Jasper 1949
Kirby Overman — New Albany 1973
Kevin Oxley — Tecumseh 1999 (A)
Joe Platt — Kokomo 1961
Jim Rausch — Evansville North 1967
Don Reichert — Fort Wayne South Side 1958
Al Rhodes — Warsaw 1984
Ralph Shrader — Attica 2001 (A)
Moe Smedley — Marion 2000 (4A)
Bill Smith, Sr. — Indianapolis Broad Ripple 1980
Alva Staggs — Lebanon 1917
Dwight Tallman — Muncie Central 1963
Gene Thomas — Marion 1926
Claude Whitney — Lebanon 1912
Jesse Wood — Wingate 1913
Marvin Wood — Milan 1954
Orlando (Gunner) Wyman — Vincennes Lincoln 1981

Where They Played the State Finals



1928-42; 1946-71 Butler Fieldhouse, Indianapolis (Renamed Hinkle in 1966)




1911-1913 Indiana University Assembly Hall, Bloomington



1921-24 Old Indianapolis Coliseum

State Finals Venues

Years	Venue (Capacity)
1911-1913	Indiana University Assembly Hall (1,200)
1914	Indiana University's Men's Gymnasium, Women's Gymnasium, Auditorium and Bloomington Armory
1915-1918	Indiana University Men's Gymnasium (2,500)
1919	Purdue University Memorial Gymnasium (2,500)
1920	Indiana University's Men's Gymnasium (5,000)
1921-1924	Old Indianapolis Coliseum (7,200)
1925-1927	Indianapolis Exposition Building (Cow Barn) (15,000)



1990-99 More than 40,000 fans packed the Hoosier Dome in 1990 to see Bedford North Lawrence win the state title over Concord. The most ever to see a high school basketball game. (Renamed RCA Dome in 1995)

Where They Played the State Finals




1928-42; 1946-71 Fans pack Butler Fieldhouse in Indianapolis. (Renamed Hinkle Fieldhouse in 1966)

- 1928-1942 Butler University Fieldhouse (14,983)
- 1943-1945 New Indianapolis Coliseum (11,253)
- 1946-1965 Butler University Fieldhouse (14,983)
- 1966-1971 Hinkle Fieldhouse (14,983)
- 1972-1974 Indiana University Assembly Hall (17,427)
- 1975-1989 Market Square Arena (17,490)
- 1990-1994 Hoosier Dome (40,615)
- 1995-1999 RCA Dome (40,615)
- 2000- Consecro Fieldhouse (18,345)



1919 Purdue University Memorial Gymnasium, West Lafayette



1972-74 Assembly Hall at Indiana University, Bloomington

State Finals Records

Most State Championships

(Through 2006 IHSAA State Finals)

*no longer an IHSAA member school

School	No.	Years
1. Muncie Central	8	1928, 1931, 1951, 1952, 1963, 1978, 1979, 1988
2. Marion	7	1926, 1975, 1976, 1985, 1986, 1987, 2000 (4A)
3. Frankfort	4	1925, 1929, 1936, 1939
Lawrence North	4	1989, 2004 (4A), 2005 (4A), 2006 (4A)
Washington	4	1930, 1941, 1942, 2005 (3A)
6. Anderson	3	1935, 1937, 1946
Evansville Bosse	3	1944, 1945, 1962
Franklin	3	1920, 1921, 1922
Indianapolis Attucks	3	1955, 1956, 1959
Lafayette Central Cath.	3	1998 (A), 2000 (A), 2003 (A)
Lafayette Jefferson	3	1916, 1948, 1964
Lebanon	3	1912, 1917, 1918
Martinsville	3	1924, 1927, 1933
Pike	3	1998 (4A), 2001 (4A), 2003 (4A)
15. Ben Davis	2	1995, 1996
Connersville	2	1972, 1983
E. Chicago Washington*	2	1960, 1971
Forest Park	2	2005 (2A), 2006 (2A)
Fort Wayne South Side	2	1938, 1958
Gary Roosevelt	2	1968, 1991
Indpls. Washington	2	1965, 1969
New Castle	2	1932, 2006 (3A)
South Bend Central*	2	1953, 1957
Vincennes Lincoln	2	1923, 1981
Westview	2	1999 (2A), 2000 (2A)
Wingate*	2	1913, 1914

Most State Runner-up Finishes

(Through 2006 IHSAA State Finals)

*no longer an IHSAA member school

School	No.	Years
1. Anderson	7	1914, 1918, 1921, 1979, 1981, 1983, 1986
Muncie Central	7	1923, 1927, 1930, 1954, 1960, 2005 (4A), 2006 (4A)
3. Lafayette Jefferson	6	1919, 1920, 1950, 1956, 1967, 1992
4. Indpls. Arsenal Tech.	4	1929, 1934, 1952, 1966
Kokomo	4	1925, 1944, 1959, 1989
6. Harding	3	2002 (3A), 2005 (2A), 2006 (2A)
7. Concord	2	1988, 1990
Crawfordsville	2	1916, 1958
E. Chicago Washington*	2	1962, 1977
Elkhart Central	2	1971, 1999 (4A)
Fort Wayne Central*	2	1936, 1946
Franklin	2	1912, 1939
Gary Roosevelt	2	1955, 1982
Greencastle	2	1931, 1933
Jeffersonville	2	1935, 1974
Lebanon	2	1911, 1943
Loogootee	2	1975, 2005 (A)
Madison	2	1941, 1949
Martinsville	2	1926, 1928
New Albany	2	1980, 1996
Richmond	2	1985, 1987
South Bend Central*	2	1913, 1963
Terre Haute Garfield*	2	1922, 1947

Most State Finals Appearances

(Through 2007 IHSAA State Finals)

*no longer an IHSAA member school

School	No.	Years
1. Anderson	24	1911, 1913, 1914, 1918, 1919, 1920, 1921, 1922, 1923, 1924, 1928, 1930, 1935, 1936, 1937, 1944, 1946, 1948, 1973, 1979, 1981, 1983, 1986, 1990
Muncie Central	24	1917, 1918, 1921, 1923, 1925, 1927, 1928, 1929, 1930, 1931, 1933, 1948, 1951, 1952, 1954, 1958, 1960, 1963, 1970, 1978, 1979, 1988, 2005 (4A), 2006 (4A)
3. Lafayette Jefferson	20	1911, 1913, 1914, 1916, 1917, 1919, 1920, 1921, 1948, 1950, 1951, 1952, 1956, 1957, 1963, 1964, 1967, 1974, 1992, 1996
Marion	20	1912, 1913, 1914, 1922, 1925, 1926, 1931, 1947, 1950, 1968, 1969, 1975, 1976, 1980, 1983, 1985, 1986, 1987, 1998 (4A), 2000 (4A)
5. Kokomo	18	1914, 1916, 1917, 1918, 1919, 1920, 1925, 1927, 1929, 1930, 1933, 1941, 1944, 1959, 1961, 1962, 1989, 1997
6. Vincennes Lincoln	17	1913, 1914, 1916, 1917, 1918, 1919, 1921, 1922, 1923, 1925, 1929, 1932, 1933, 1968, 1969, 1981, 1984
7. Martinsville	16	1914, 1916, 1917, 1918, 1919, 1920, 1921, 1923, 1924, 1925, 1926, 1927, 1928, 1929, 1930, 1933
8. Frankfort	15	1921, 1922, 1923, 1924, 1925, 1926, 1927, 1928, 1929, 1930, 1931, 1935, 1936, 1939, 1942
Franklin	15	1912, 1914, 1918, 1919, 1920, 1921, 1922, 1923, 1924, 1926, 1930, 1933, 1939, 1973, 1974
10. Bedford*	13	1913, 1914, 1920, 1922, 1923, 1924, 1926, 1927, 1928, 1929, 1933, 1938, 1943
Evansville Central	13	1911, 1912, 1915, 1920, 1922, 1925, 1926, 1927, 1928, 1931, 1936, 1946, 1948
Richmond	13	1912, 1914, 1917, 1918, 1919, 1923, 1924, 1934, 1935, 1953, 1985, 1987, 1992
Washington	13	1917, 1918, 1919, 1920, 1925, 1927, 1928, 1929, 1930, 1931, 1941, 1942, 2005 (3A)
14. Lebanon	12	1911, 1912, 1913, 1914, 1916, 1917, 1918, 1920, 1932, 1934, 1943, 1975
Logansport	12	1919, 1924, 1926, 1927, 1928, 1929, 1931, 1933, 1934, 1935, 1959, 1961
Rochester	12	1911, 1913, 1914, 1915, 1917, 1918, 1919, 1920, 1921, 1924, 1928, 1937
17. Bloomington South	11	1913, 1914, 1915, 1916, 1917, 1918, 1919, 1920, 1921, 1922, 1960
Columbus North	11	1917, 1918, 1919, 1920, 1923, 1928, 1929, 1932, 1938, 1964, 1975
South Bend Central*	11	1913, 1917, 1918, 1919, 1920, 1921, 1923, 1949, 1953, 1957, 1963
20. New Albany	10	1911, 1914, 1950, 1952, 1955, 1959, 1973, 1980, 1994, 1996

State Finals Records

Top Five Scoring Leaders (Multiple Class)

Class 4A			
1.	Greg Oden	Lawrence North	29 2005
2.	Zach Randolph	Marion	28 2000
3.	Greg Oden	Lawrence North	26 2006
4.	Alex Kock	DeKalb	25 2003
5.	Jason Gardner	North Central (Indpls)	24 1999

Class 3A			
1.	Kelly Robbins	Delta	38 2002
2.	Zach Hahn	New Castle	29 2006
3.	Shane Power	Andrean	27 2000
	Luke Zeller	Washington	27 2005
5.	Michael Bennett	Brebeuf Jesuit	26 2000
	Gerry Hall	Muncie Southside	26 1999
	Brice Jones	Muncie Southside	26 2001

Class 2A			
1.	Jacob Garvin	Batesville	30 2001
2.	Brandon Hopf	Forest Park	27 2005
3.	Beau Bauer	Cass	24 2003
	Rusty Garner	Alexandria	24 1998
	Kaine Kinsey	Bluffton	24 2002

Class A			
1.	Zane Bowman	Barr-Reeve	37 2002
	Brock Graves	Rossville	37 2002
3.	Brody Boyd	Union (Dugger)	35 2000
4.	Ryan Rooks	Southwestern (Shelbyville)	31 2003
5.	Kyle Cox	Blue River Valley	30 2001

Top 10 Scoring Leaders (Single Class)

One Game (*Championship Game)			
1.	James Blackmon	Marion	52 1983
2.	Troy Lewis	Anderson	42 1983
3.	Ron Bonham	Muncie Central	40 1960
	David Shepherd	Carmel	40 *1970
	Pete Trgovich	East Chicago Washington	40 1971
6.	Oscar Robertson	Indianapolis Crispus Attucks	39 *1956
	Scott Skiles	Plymouth	39 *1982
8.	Pat Graham	Floyd Central	37 1989
	Drake Morris	East Chicago Washington	37 1977
10.	Bill Finley	New Albany	36 1973
	Dee Monroe	Madison	36 *1949

Two Games			
1.	Troy Lewis	Anderson	76 1983
2.	Ron Bonham	Muncie Central	69 1960
	Scott Skiles	Plymouth	69 1982
4.	David Shepherd	Carmel	68 1970
	Pete Trgovich	East Chicago Washington	68 1971
6.	Jimmy Webb	South Bend Adams	65 1973
7.	Drake Morris	East Chicago Washington	64 1977
8.	Bob Ford	Evansville North	62 1967
	George McGinnis	Indianapolis Washington	62 1969
	Bobby Miles	East Chicago Washington	62 1962

Top Five Rebounding Leaders (Multiple Class)

Class 4A			
1.	Justin Riley	Elkhart Central	17 1999
2.	Chris Hunter	Gary West Side	15 2002
3.	Justin Cage	Pike	13 2003
4.	Alex Kock	DeKalb	12 2003
	Greg Oden	Lawrence North	12 2004

Class 3A			
1.	Gerry Hall	Muncie Southside	26 1999
2.	Brice Jones	Muncie Southside	13 2001
3.	Rylan Hainje	Indianapolis Cathedral	12 1998
	Shane Power	Andrean	12 2000
5.	Emerson Hurd	Yorktown	11 1998

Class 2A			
1.	Brandon Hopf	Forest Park	16 2005
2.	J.D. Clampitt	Speedway	14 2002
	Trai Essex	Harding	14 2001
	Brandon Hopf	Forest Park	14 2006
5.	Beau Bauer	Cass	12 2003
	Selwyn Lymon	Harding	12 2005

Class A			
1.	Bobby Jolliff	Hauser	15 2006
2.	Jordan Barnard	Waldron	14 2004
	Todd Humerickhouse	Bloomfield	14 1998
	Josh Wittgren	Union (Dugger)	14 2000
5.	Justin Barnard	Waldron	12 2004

Top Five Rebounding Leaders (Single Class)

One Game (*Championship Game)			
1.	Brad Miley	Rushville	29 1976
2.	George McGinnis	Indianapolis Washington	27 1969
3.	Jim Ligon	Kokomo	24 1961
4.	Alan Henderson	Brebeuf Jesuit	23 1991
5.	Jim Bradley	East Chicago Roosevelt	21 *1970
	Brad Miley	Rushville	21 *1976
	Courtney Witte	Vincennes Lincoln	21 *1981

Two Games			
1.	Brad Miley	Rushville	50 1976
2.	Jim Ligon	Kokomo	42 1961
3.	George McGinnis	Indianapolis Washington	41 1969
4.	Jim Bradley	East Chicago Roosevelt	39 1970
5.	Eric Montross	Lawrence North	37 1989

50 years ago... South Bend Central Wins

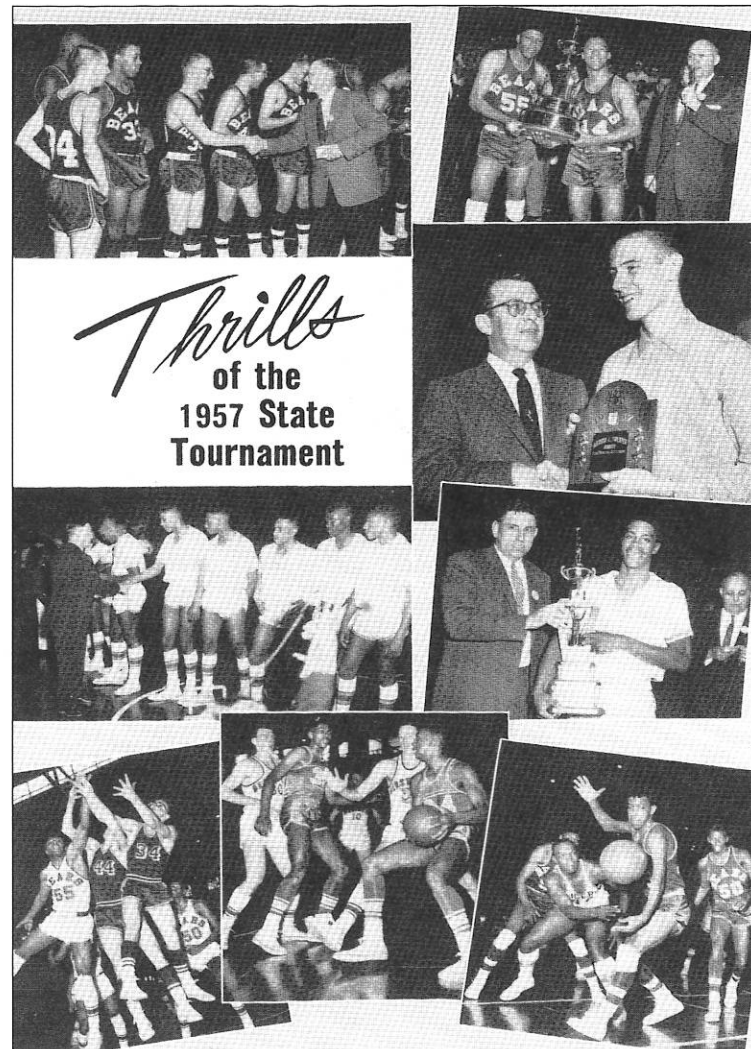



South Bend Central became the second undefeated squad to win the title by beating two-time defending champs Indianapolis Crispus Attucks in the finals 67-55.


The 30-0 Bears, led by Mr. Basketball John Coalmon (55), and Head Coach Elmer McCall defeated Lafayette Jefferson, 54-36, in the semifinal before taking care of Crispus Attucks in the finals.

Robert Perigo (pictured below) of Lafayette Jefferson received the Trester Award for Mental Attitude.

A total of 739 schools entered sectional play in 1957. The attendance for the tournament was 1,535,256.





25 years ago... Plymouth Wins the Title



The Plymouth Pilgrims sparked by Scott Skiles (22), outlasted Gary Roosevelt to win the state title 75-74 in a thrilling double overtime game. Skiles, who scored 39 points in the title game, hit the tying basket with one second left to send the game into overtime. The first overtime ended in a 65-65 tie. It was eventually decided in the second overtime.

The 28-1 Pilgrims, led by Head Coach Jack Edison beat Indianapolis Cathedral in the semifinals 62-59.

Phil Wendel (12) of Plymouth received the Trester Mental Attitude Award. Wendel scored 16 points in the championship game.



Team Records

Most Points

4A: 80 by Lawrence North vs. Muncie Central, 2006
 3A: 81 by Muncie Southside vs. Evansville Mater Dei, 2001
 2A: 73 by Harding vs. Batesville, 2001
 A: 82 by Lafayette Central Catholic vs. Union (Dugger), 2000
 Single Class
 Semifinal Game: 102 by Muncie Central vs. Bloomington, 1960;
 102 by East Chicago Washington vs. Floyd Central, 1971
 Championship Game: 97 by Indianapolis Attucks vs. Gary Roosevelt, 1955

Most Combined Points

4A: 153 by North Central (Indianapolis) (79) and Elkhart Central (74), 1999
 3A: 159 by Muncie Southside (81) and Evansville Mater Dei (78), 2001
 2A: 143 by Harding (73) and Batesville (70), 2001
 A: 152 by Lafayette Central Catholic (82) and Union (Dugger) (70), 2000
 Single Class
 Semifinal Game: 194 by South Bend Adams (99) and Anderson (95), 1973
 Championship Game: 181 by South Bend Clay (93) and Valparaiso (88) (OT), 1994

Most Points In A Half

4A: 50 by Lawrence North (1st half) vs. Muncie Central, 2006
 3A: 43 by Plainfield (43) and Muncie Southside, 1999
 2A: 44 by Batesville (2nd half) vs. Harding, 2001
 A: 45 by Rossville (1st half) vs. Barr-Reeve, 2002
 Single Class
 Semifinal Game: 55 by Gary Roosevelt (2nd half) vs. Whitko, 1991
 Championship Game: 51 by Indianapolis Crispus Attucks (1st half) vs. Gary Roosevelt, 1955

Most Combined Points In A Half

4A: 88 by Elkhart Central (45) and North Central (Indpls.) (43) (2nd half), 1999
 3A: 76 by Plainfield (43) and Muncie Southside (33) (2nd half), 1999
 2A: 84 by Brownstown Central (43) and Jimtown (41) (2nd half), 2004
 A: 77 by Lafayette Central Catholic (44) and Union (Dugger) (33) (1st half), 2000
 Single Class
 Semifinal Game: 100 by East Chicago Washington (53) and Floyd Central (47) (2nd half), 1971
 Championship Game: 91 by South Bend Adams (49) and New Albany (42) (2nd half), 1973.

Most Points In A Quarter

4A: 24 by Lawrence North (2nd quarter) vs. Muncie Central, 2006
 3A: 24 by Indianapolis Cathedral (1st quarter) vs. Yorktown, 1998;
 24 by Andrean (4th quarter) vs. Brebeuf Jesuit, 2000;
 24 by Indpls. Bishop Chatard (4th quarter) vs. Fort Wayne Elmhurst, 2003
 2A: 31 by Jimtown (4th quarter) vs. Brownstown Central, 2004
 A: 28 by Attica (4th quarter) vs. Blue River Valley, 2001
 Single Class
 Semifinal Game: 34 by Anderson (4th quarter) vs. South Bend Adams, 1973;
 34 by East Chicago Washington (4th quarter) vs. Richmond, 1985
 Championship Game: 32 by South Bend Clay (4th quarter) vs. Valparaiso, 1994

Most Combined Points In A Quarter

4A: 45 by Elkhart Central (24) and North Central (Indpls.) (21) (4th quarter), 1999
 3A: 42 by Plainfield (23) and Muncie Southside (19) (4th quarter), 1999;
 42 by Andrean (24) and Brebeuf Jesuit (18) (4th quarter), 2000;
 42 by Muncie Southside (23) and Evansville Mater Dei (19), (3rd quarter), 2001
 2A: 59 by Jimtown (31) and Brownstown Central (28) (4th quarter), 2004
 A: 44 by Attica (28) and Blue River Valley (16) (4th quarter), 2001
 Single Class
 Semifinal Game: 64 by Anderson (34) and South Bend Adams (30) (4th quarter), 1973
 Championship Game: 57 by South Bend Adams (31) and New Albany (26) (4th quarter), 1973

Largest Margin of Victory

4A: 21 by Lawrence North (50) vs. Columbia City (29), 2004
 3A: 34 by Indianapolis Bishop Chatard (78) vs. Fort Wayne Elmhurst (44), 2003
 2A: 19 by Westview (71) vs. Paoli (52), 1999
A: 28 by Hauser (64) vs. Tri-Central (36), 2006
 Single Class
 Semifinal Game: 36 by Muncie Central (102) vs. Bloomington (66), 1960
 Championship Game: 40 by Lebanon (51) vs. Franklin (11), 1912

Fewest Points Allowed

4A: 29 by Lawrence North vs. Columbia City, 2004
3A: 44 by New Castle vs. Jay County, 2006
 2A: 43 by Alexandria vs. Southwestern (Hanover), 1998
A: 36 by Hauser vs. Tri-Central, 2006
 Single Class
 Semifinal Game: 16 by Anderson vs. Rochester, 1937.
 Championship Game: 8 by Wingate vs. Anderson, 1914.

Most Field Goals Made

4A: 33 by Lawrence North vs. Muncie Central, 2006
 3A: 32 by Indianapolis Bishop Chatard vs. Fort Wayne Elmhurst, 2003
 2A: 29 by Harding vs. Batesville, 2001
 A: 30 by Rossville vs. Barr-Reeve, 2002
 Single Class
 Semifinal Game: 45 by South Bend Adams vs. Anderson, 1973
 Championship Game: 38 by Indianapolis Attucks vs. Kokomo, 1959

Most Combined Field Goals Made

4A: 54 by Lawrence North (33) and Muncie Central (21), 2006
 3A: 53 by Plainfield (28) and Muncie Southside (25), 1999
 2A: 51 by Westview (27) and Paoli (24), 1999;
 51 by Harding (29) and Batesville (22), 2001
 A: 55 by Lafayette Central Catholic (28) and Union (Dugger) (27), 2000;
 55 by Rossville (30) and Barr-Reeve (25), 2002
 Single Class
 Semifinal Game: 87 by South Bend Adams (45) and Anderson (42), 1973
 Championship Game: 67 by New Albany (36) and South Bend Adams (31), 1973

Most Field Goal Attempts

4A: 64 by Pike vs. Gary West Side, 2002
 3A: 77 by Muncie Southside vs. Plainfield, 1999
 2A: 72 by Forest Park vs. Harding, 2005
 A: 70 by Fort Wayne Blackhawk Christian vs. Waldron, 2004
 Single Class
 Semifinal Game: 91 by Indianapolis Arsenal Tech vs. Lafayette Jefferson, 1952
 Championship Game: 85 by South Bend Adams vs. New Albany, 1973

Most Combined Field Goal Attempts

4A: 119 by Elkhart Central (62) and North Central (Indpls.) (57), 1999
 3A: 138 by Muncie Southside (77) and Plainfield (61), 1999
 2A: 129 by Forest Park (72) and Harding (57), 2005
A: 124 by Tri-Central (67) and Hauser (57), 2006
 Single Class
 Semifinal Game: 180 by Indianapolis Crispus Attucks (90) and Evansville Reitz (90), 1951
 Championship Game: 162 by Gary Tolleston (83) and Indianapolis Washington (79), 1969

Highest Field Goal Percentage

4A: .615 (24-39) by Lawrence North vs. Muncie Central, 2005
 3A: .692 (27-39) by Indianapolis Cathedral vs. Yorktown, 1998;
 .692 (27-39) by Washington vs. Plymouth, 2005
2A: .545 (24-44) by Forest Park vs. Harding, 2006
 A: .556 (30-54) by Rossville vs. Barr-Reeve, 2002
 Single Class
 Semifinal Game: .680 (32-47) by Vincennes Lincoln vs. Shenandoah, 1981
 Championship Game: .596 (31-52) by Marion vs. Richmond, 1985

Highest Combined Field Goal Percentage

4A: .474 by Lawrence North (33-59) and Muncie Central (21-55), 2006
 3A: .531 by Washington (27-39) and Plymouth (25-59), 2005
 2A: .500 by Harding (29-55) and Batesville (22-47), 2001
 A: .509 by Rossville (30-54) and Barr-Reeve (25-54), 2002
 Single Class
 Semifinal Game: .566 by Kokomo (26-43) and Floyd Central (25-47), 1989
 Championship Game: .574 by Plymouth (29-50) and Gary Roosevelt (33-58), 1982

Most 3-Point Field Goals Made

4A: 10 by Bloomington North vs. Marion, 2000
 3A: 11 by Plymouth vs. Washington, 2005
 2A: 10 by Westview vs. Winchester, 2000
 A: 7 by Union (Dugger) vs. Lafayette Central Catholic, 2000
 Single Class
 Semifinal Game: 8 by Lafayette Jefferson vs. Warsaw, 1992
 Championship Game: 10 by Valparaiso vs. South Bend Clay, 1994

Most Combined 3-Point Field Goals Made

4A: 15 by Muncie Central (9) and Lawrence North (6), 2006
 3A: 19 by Plymouth (11) and Washington (8), 2005
 2A: 16 by Westview (10) and Winchester (6), 2000
 A: 13 by Union (Dugger) (7) and Lafayette Central Catholic (6), 2000
 Single Class
 Semifinal Game: 13 by Valparaiso (7) and Ben Davis (6), 1994
 Championship Game: 19 by Valparaiso (10) and South Bend Clay (9), 1994

Most 3-Point Field Goal Attempts

4A: 22 by Bloomington North vs. Marion, 2000
22 by Muncie Central vs. Lawrence North, 2006
 3A: 32 by Plymouth vs. Washington, 2005
 2A: 23 by Winchester vs. Westview, 2000
A: 31 by Tri-Central vs. Hauser, 2006
 Single Class
 Semifinal Game: 29 by Ben Davis vs. Valparaiso, 1994
 Championship Game: 30 by Valparaiso vs. South Bend Clay, 1994

Most Combined 3-Point Field Goal Attempts

4A: 36 by Elkhart Central (19) and North Central (Indpls.) (17), 1999
 3A: 46 by Plymouth (32) and Washington (14), 2005
 2A: 40 by Winchester (23) and Westview (17), 2000
A: 42 by Tri-Central (31) and Hauser (11), 2006
 Single Class
 Semifinal Game: 43 by Ben Davis (29) and Valparaiso (14), 1994
 Championship Game: 49 by Valparaiso (30) and South Bend Clay (19), 1994

Highest 3-Point Field Goal Percentage (minimum 10 attempts)

4A: .500 (6-12) by Lawrence North vs. Muncie Central, 2006
 3A: .571 (8-14) by Washington vs. Plymouth, 2005
 2A: .588 (10-17) by Westview vs. Winchester, 2000
 A: .545 (6-11) by Waldron vs. Fort Wayne Blackhawk Christian, 2004
 Single Class
 Semifinal Game: .500 (7-14) by Valparaiso vs. Ben Davis, 1994
 Championship Game: .600 (6-10) by Merrillville vs. Ben Davis, 1995

Highest Combined 3-Point Field Goal Percentage (min. 15 attempts)

4A: .448 by Bloomington North (10-22) and Marion (3-7), 2000
 3A: .413 by Washington (8-14) and Plymouth (11-32), 2005
 2A: .444 by Harding (3-7) and Batesville (5-11), 2001
 A: .429 by Lapel (6-13) and Loogootee (3-8), 2005
 Single Class
 Semifinal Game: .348 by Kokomo (4-9) and Floyd Central (4-14), 1989
 Championship Game: .625 by Ben Davis (4-6) and Merrillville (6-10), 1995

Most Free Throws Made

4A: 24 by North Central (Indpls.) vs. Elkhart Central, 1999
 3A: 27 by Muncie Southside vs. Evansville Mater Dei, 2001
 2A: 26 by Jimtown vs. Brownstown Central, 2004
 A: 20 by Lafayette Central Catholic vs. Union (Dugger), 2000
 Single Class
 Semifinal Game: 34 by Muncie Central vs. Elkhart, 1954
 Championship Game: 32 by Connersville vs. Gary West Side, 1972

Most Combined Free Throws Made

4A: 37 by North Central (Indpls.) (24) and Elkhart Central (13), 1999
 3A: 45 by Muncie Southside (27) and Evansville Mater Dei (18), 2001
 2A: 46 by Jimtown (26) and Brownstown Central (20), 2004
 A: 29 by Lafayette Central Catholic (20) and Union (Dugger) (9), 2000;
 29 by Blue River Valley (16) and Attica (13), 2001
 Single Class
 Semifinal Game: 50 by New Albany (33) and Warsaw (17), 1996
 Championship Game: 39 by Connersville (32) and Gary West Side (7), 1972

Most Free Throw Attempts

4A: 29 by North Central (Indpls.) vs. Elkhart Central, 1999
 3A: 33 by Muncie Southside vs. Evansville Mater Dei, 2001
 2A: 31 by Jimtown vs. Brownstown Central, 2004
 A: 30 by Lafayette Central Catholic vs. Union (Dugger), 2000
 Single Class
 Semifinal Game: 53 by New Albany vs. Warsaw, 1996
 Championship Game: 46 by Connersville vs. Gary West Side, 1972

Most Combined Free Throw Attempts

4A: 52 by North Central (Indpls.) (29) and Elkhart Central (23), 1999
 3A: 59 by Muncie Southside (33) and Evansville Mater Dei (26), 2001
 2A: 60 by Jimtown (31) and Brownstown Central (29), 2004
 A: 48 by Lafayette Central Catholic (30) and Union (Dugger), (18), 2000
 Single Class
 Semifinal Game: 75 by New Albany (53) and Warsaw (22), 1996
 Championship Game: 58 by Connersville (46) and Gary West Side (12), 1972

Highest Free Throw Percentage (minimum 10 attempts)

4A: .827 (24-29) by North Central (Indpls.) vs. Elkhart Central, 1999
 3A: 1.000 (11-11) by Plymouth vs. Washington, 2005
 2A: .941 (16-17) by Alexandria vs. Southwestern (Hanover), 1998
 A: .867 (13-15) by Rossville vs. Barr-Reeve, 2002
 Single Class
 Semifinal Game: 1.000 (16-16) by Loogootee vs. Columbus North, 1975
 Championship Game: .941 (16-17) by Muncie Central vs. Anderson, 1979

Highest Combined Free Throw Percentage

4A: .711 by North Central (Indpls.) (24-29) and Elkhart Central (13-23), 1999
 3A: .828 (29-35) by Delta (21-22) and Harding (8-13), 2002
 2A: .827 by Alexandria (16-17) and Southwestern (Hanover) (8-12), 1998;
 .827 by Westview (13-15) and Winchester (11-14), 2000
 A: .743 by Blue River Valley (16-19) and Attica (13-20), 2001
 Single Class
 Semifinal Game: .880 by Warsaw (16-17) and New Castle (6-8), 1984
 Championship Game: .947 by Muncie Central (16-17) and Anderson (2-2), 1979

Most Rebounds (includes team rebounds)

4A: 43 by Gary West Side vs. Pike, 2002
 3A: 67 by Muncie Southside vs. Plainfield, 1999
 2A: 52 by Forest Park vs. Harding, 2005
A: 55 by Hauser vs. Tri-Central, 2006
 Single Class
 Semifinal Game: 64 by Kokomo vs. Logansport, 1961
 Championship Game: 75 by Indianapolis Washington vs. Gary Tolleston, 1969

Most Combined Rebounds (includes team rebounds)

4A: 81 by Elkhart Central (42) and North Central (Indpls.) (39), 1999
 3A: 109 by Muncie Southside (67) and Plainfield (42), 1999
 2A: 91 by Forest Park (52) and Harding (39), 2005
A: 95 by Hauser (55) and Tri-Central (40), 2006
 Single Class
 Semifinal Game: 114 by East Chicago Washington (62) and Rushville (52), 1976
 Championship Game: 117 by Indpls. Washington (75) and Gary Tolleston (42), 1969

Most Assists (since 1972)

4A: 16 by Lawrence North vs. Muncie Central, 2006
 3A: 20 by Indianapolis Bishop Chatard vs. Fort Wayne Elmhurst, 2003
 2A: 16 by Forest Park vs. Harding, 2005
 A: 21 by Rossville vs. Barr-Reeve, 2002
 Single Class
 Semifinal Game: 24 by Gary Roosevelt vs. Whitko, 1991
 Championship Game: 29 by South Bend Clay vs. Valparaiso, 1994

Most Combined Assists (since 1972)

4A: 29 by Pike (15) and DeKalb (14), 2003
 3A: 31 by Washington (17) and Plymouth (14), 2005
 2A: 29 by Paoli (15) and Westview (14), 1999
 A: 33 by Rossville (21) and Barr-Reeve (12), 2002
 Single Class
 Semifinal Game: 37 by Jeffersonville (22) and South Bend St. Joseph's (15), 1993
 Championship Game: 42 by South Bend Clay (29) and Valparaiso (13), 1994

Most Blocked Shots (since 1979)

4A: 9 by Bloomington North vs. Marion, 2000
 3A: 6 by Brebeuf Jesuit vs. Andrean, 2000;
 6 by Indianapolis Bishop Chatard vs. Fort Wayne Elmhurst, 2003
 2A: 9 by Harding vs. Forest Park, 2005
A: 12 by Hauser vs. Tri-Central, 2006
 Single Class
 Semifinal Game: 9 by Concord vs. Hammond Noll, 1988
 Championship Game: 6 by Concord vs. Muncie Central, 1988; 6 by Lawrence North vs. Kokomo, 1989; 6 by Concord vs. Bedford North Lawrence, 1990

Most Combined Blocked Shots (since 1979)

4A: 11 by Bloomington North (9) and Marion (2), 2000
 3A: 8 by Evansville Mater Dei (4) and Muncie Southside (4), 2001;
 8 by Indianapolis Bishop Chatard (6) and Fort Wayne Elmhurst (2), 2003
2A: 13 by Harding (7) and Forest Park (6), 2006
A: 14 by Hauser (12) and Tri-Central (2), 2006

Single Class

Semifinal Game: 9 by Concord (9) and Hammond Noll (0), 1988; 9 by Richmond (6) and Jeffersonville (3), 1992; 9 by Ben Davis (6) and Lafayette Jefferson (3), 1996

Championship Game: 9 by Concord (6) and Muncie Central (3), 1988

Most Steals (since 1977)

4A: 15 by Pike vs. Penn, 2001
 3A: 15 by Brebeuf Jesuit vs. Andrean, 2000;
 15 by Plymouth vs. Washington, 2005
2A: 17 by Harding vs. Forest Park, 2006
A: 16 by Attica vs. Blue River Valley, 2001

Single Class

Semifinal Game: 15 by Richmond vs. Jeffersonville, 1992

Championship Game: 16 by Gary Roosevelt vs. Brebeuf Jesuit, 1991

Most Combined Steals (since 1977)

4A: 24 by Pike (14) and Marion (10), 1998
 3A: 24 by Brebeuf Jesuit (15) and Andrean (9), 2000
 2A: 23 by Harding (14) and Forest Park (9), 2005
A: 27 by Attica (16) and Blue River Valley (11), 2001
27 by Hauser (15) and Tri-Central (12), 2006

Single Class

Semifinal Game: 23 by Carmel (12) and Ben Davis (11), 1993

Championship Game: 26 by Gary Roosevelt (16) and Brebeuf Jesuit (10), 1991

Most Fouls

4A: 18 by North Central (Indpls) vs. Elkhart Central, 1999
 3A: 25 by Muncie Southside vs. Plainfield, 1999
 2A: 26 by Brownstown Central vs. Jimtown, 2004
A: 22 by Union (Dugger) vs. Lafayette Central Catholic, 2000

Single Class

Semifinal Game: 34 by Warsaw vs. New Albany, 1996

Championship Game: 31 by Gary West Side vs. Connersville, 1972

Most Combined Fouls

4A: 34 by North Central (Indpls) (18) and Elkhart Central (16), 1999
 34 by Lawrence North (17) and Muncie Central (17), 2005
 3A: 43 by Muncie Southside (25) and Plainfield (18), 1999;
 43 by Muncie Southside (22) and Evansville Mater Dei (21), 2001
 2A: 46 by Brownstown Central (26) and Jimtown (20), 2004
A: 41 by Lafayette Central Catholic (21) and Bloomfield (20), 1998

Single Class

Semifinal Game: 55 by Warsaw (34) and New Albany (21), 1996

Championship Game: 47 by Lafayette Jefferson (26) and Madison (21), 1950-47
 by Muncie Central (25) and East Chicago Washington (22), 1960



The 1911 Crawfordsville team beat Lebanon to become the first state championship team. The score of the game was 24-17.

Individual Records

Most Points

4A: 29 by Greg Oden, Lawrence North vs. Muncie Central, 2005
 3A: 38 by Kelly Robbins, Delta vs. Harding, 2002
 2A: 30 by Jacob Garvin, Batesville vs. Harding, 2001
A: 37 by Zane Bowman, Barr-Reeve vs. Rossville, 2002;
37 by Brock Graves, Rossville vs. Barr-Reeve, 2002

Single Class

Semifinal Game: 52 by James Blackmon, Marion vs. Anderson, 1983

Championship Game: 40 by David Shepherd, Carmel vs. East Chicago Roosevelt, 1970

Most Field Goals Made

4A: 14 by Greg Oden, Lawrence North vs. Muncie Central, 2005
 3A: 12 by Michael Bennett, Brebeuf Jesuit vs. Andrean, 2000;
 12 by Shane Power, Andrean vs. Brebeuf Jesuit, 2000
 2A: 10 by Brandon Hopf, Forest Park vs. Harding, 2005
A: 16 by Brock Graves, Rossville vs. Barr-Reeve, 2002

Single Class

Semifinal Game: 24 by James Blackmon, Marion vs. Anderson, 1983

Championship Game: 18 by Oscar Robertson, Indianapolis Crispus Attucks vs. Lafayette Jefferson, 1956

Most Field Goal Attempts

4A: 22 by Zach Randolph, Marion vs. Bloomington North, 2000
 3A: 25 by Kyle Bengé, Plymouth vs. Washington, 2005
 2A: 22 by Beau Bauer, Cass vs. Forest Park, 2003
A: 28 by Grayson Flittner Tri-Central vs. Hauser, 2006

Single Class

Semifinal Game: 47 by James Blackmon, Marion vs. Anderson, 1983

Championship Game: 39 by David Shepherd, Carmel vs. East Chicago Roosevelt, 1970

Highest Field Goal Percentage (minimum 10 attempts)

4A: .750 (9-12) by Zach Randolph, Marion vs. Pike, 1998
 3A: .857 (12-14) by Michael Bennett, Brebeuf Jesuit vs. Andrean, 2000
2A: .800 (8-10) by Clint Hopf, Forest Park vs. Harding, 2006
A: .800 (16-20) by Brock Graves, Rossville vs. Barr-Reeve, 2002

Single Class

Semifinal Game: .909 (10-11) by Ray McCallum, Muncie Central vs. Terre Haute South, 1979

Championship Game: .818 (9-11) by Bobby Edmonds, Indianapolis Crispus Attucks vs. Kokomo, 1959

Most 3-Point Field Goals Made

4A: 5 by Kelvin Boatner, Bloomington North vs. Marion, 2000
 3A: 5 by Geoff Scheetz, Plymouth vs. Washington, 2005
 2A: 4 by Rusty Garner, Alexandria vs. Southwestern (Hanover), 1998
4 by Deandre Muhammad, Harding vs. Forest Park, 2006
A: 6 by Brody Boyd, Union (Dugger) vs. Lafayette Central Catholic, 2000

Single Class

Semifinal Game: 4 by Todd Leary, Lawrence North vs. South Bend St. Joseph's, 1989; 4 by Jeremy Sinsabaugh, Bloomington North vs. Kokomo, 1997; 4 by Herman Fowler, Kokomo vs. Bloomington North, 1997

Championship Game: 6 by Jeff Poisel, Ben Davis vs. New Albany, 1996

Most 3-Point Field Goals Attempted

4A: 9 by James Scott, Elkhart Central vs. North Central (Indpls), 1999;
 9 by Josiah Miller, Muncie Central vs. Lawrence North, 2005
 3A: 15 by Kyle Bengé, Plymouth vs. Washington, 2005
 2A: 10 by Trevor Crafton, Southwestern (Hanover) vs. Alexandria, 1998
A: 17 by Grayson Flittner, Tri-Central vs. Hauser, 2006

Single Class

Semifinal Game: 12 by Todd Leary, Lawrence North vs. South Bend St. Joseph's, 1989

Championship Game: 14 by Richie Hammel, Lafayette Jefferson vs. Richmond, 1992; 14 by Bryce Drew, Valparaiso vs. South Bend Clay, 1994; 14 by Jeff Poisel, Ben Davis vs. New Albany, 1996

Highest 3-Point Field Goal Percentage (minimum 5 attempts)

4A: .714 (5-7) by Kelvin Boatner, Bloomington North vs. Marion, 2000
3A: .667 (4-6) by Tyler Rigby, Jay County vs. New Castle, 2006
 2A: .667 (4-6) by Rusty Garner, Alexandria vs. Southwestern (Hanover), 1998
.667 (4-6) by Deandre Muhammad, Harding vs. Forest Park, 2006
A: .667 (4-6) by Dan Schukraft, Lafayette Central Catholic vs. Bloomfield, 1998

Single Class

Semifinal Game: .500 (4-8) by Herman Fowler, Kokomo vs. Bloomington North, 1997

Championship Game: .667 (4-6) by Damon Frierson, Ben Davis vs. Merrillville, 1995

Most Free Throws Made

4A: 8 by Jason Gardner, North Central (Indpls) vs. Elkhart Central, 1999;
 8 by Shawn Radford, North Central (Indpls) vs. Elkhart Central, 1999
 3A: 15 by Kelly Robbins, Delta vs. Harding, 2002
 2A: 12 by Jacob Garvin, Batesville vs. Harding, 2001
A: 11 by Ryan Rooks, Southwestern (Shelbyville) vs. Lafayette Central Catholic, 2003

Single Class

Semifinal Game: 16 by John Wilson, Evansville Bosse vs. Madison, 1962;
 16 by Jack Moore, Muncie Central vs. Elkhart Central, 1978

Championship Game: 16 by Larry Miller, Connersville vs. Gary West Side, 1972

Most Free Throw Attempts

4A: 10 by Jason Gardner, North Central (Indpls) vs. Elkhart Central, 1999;
 10 by Justin Cage, Pike vs. Gary West Side, 2002
 3A: 15 by Kelly Robbins, Delta vs. Harding, 2002
 2A: 15 by Jacob Garvin, Batesville vs. Harding, 2001
A: 12 by Todd Humerickhouse, Bloomfield vs. Lafayette Central Catholic, 1998;
12 by Ryan Rooks, Southwestern (Shelbyville) vs. Lafayette Central Catholic, 2003

Single Class

Semifinal Game: 20 by John Wilson, Evansville Bosse vs. Madison, 1962;
 20 by Jerry Coleman, Richmond vs. Gary Roosevelt, 1987

Championship Game: 21 by Larry Miller, Connersville vs. Gary West Side, 1972

Highest Free Throw Percentage (minimum 10 attempts)

4A: .800 (8-10) by Jason Gardner, North Central (Indpls) vs. Elkhart Central, 1999
 3A: 1.000 (12-12) by Brice Jones, Muncie Southside vs. Evansville Mater Dei, 2001;
 1.000 (15-15) by Kelly Robbins, Delta vs. Harding, 2002
 2A: .900 (9-10) by Chandler Lambring, Brownstown Central vs. Jimtown, 2004;
 .900 (9-10) by Tyler Leighton, Jimtown vs. Brownstown Central, 2004
A: .916 (11-12) by Ryan Rooks, Southwestern (Shelbyville) vs. Lafayette Central Catholic, 2003

Single Class

Semifinal Game: .923 (12-13) by Jimmy Harvey, Gary West Side vs. Anderson Madison Heights, 1972; .923 (12-13) by Troy Lewis, Anderson vs. Marion, 1983

Championship Game: 1.000 (10-10) by Troy Lewis, Anderson vs. Connersville, 1983

Most Rebounds

4A: 17 by Justin Riley, Elkhart Central vs. North Central (Indpls), 1999
 3A: 26 by Gerry Hall, Muncie Southside vs. Plainfield, 1999
 2A: 16 by Brandon Hopf, Forest Park vs. Harding, 2005
A: 15 by Bobby Jolliff, Hauser vs. Tri-Central, 2006

Single Class

Semifinal Game: 29 by Brad Miley, Rushville vs. East Chicago Washington, 1976

Championship Game: 21 by Courtney Witte, Vincennes Lincoln vs. Anderson, 1981

Most Assists (since 1972)

4A: 7 by Adam Liddell, DeKalb vs. Pike, 2003
7 by Qadr Owen, Lawrence North vs. Muncie Central, 2006
 3A: 11 by Luke Zeller, Washington vs. Plymouth, 2005
 2A: 8 by Beau Bauer, Cass vs. Forest Park, 2003;
 8 by Derrick DeShone, Jimtown vs. Brownstown Central, 2004
A: 8 by Justin Chittick, Rossville vs. Barr-Reeve, 2002

Single Class

Semifinal Game: 13 by Bryce Drew, Valparaiso vs. Ben Davis, 1994

Championship Game: 9 by Dave Colescott, Marion vs. Rushville, 1976; 9 by Nikki Mallory, Marion vs. Richmond, 1985

Most Blocked Shots (since 1979)

4A: 6 by Greg Oden, Lawrence North vs. Muncie Central, 2005
 3A: 4 by Michael Bennett, Brebeuf Jesuit vs. Andrean, 2000;
 4 by Matt Kiefer, Evansville Mater Dei vs. Muncie Southside, 2001
2A: 5 by James Humphrey, Harding vs. Forest Park, 2006
A: 11 by Bobby Jolliff, Hauser vs. Tri-Central, 2006

Single Class

Semifinal Game: 9 by Shawn Kemp, Concord vs. Hammond Bishop Noll, 1988

Championship Game: 6 by Shawn Kemp, Concord vs. Muncie Central, 1988

Most Steals (since 1977)


4A: 6 by Andrae Betts, Marion vs. Pike, 1998;
 6 by Anthony Kyle, Elkhart Central vs. North Central (Indpls), 1999
 3A: 7 by Sonny Troutman, Brebeuf Jesuit vs. Andrean, 2000
 2A: 6 by Rusty Garner, Alexandria vs. Southwestern (Hanover), 1998
A: 6 by Bobby Jolliff, Hauser vs. Tri-Central, 2006

Single Class

Semifinal Game: 6 by Jamie Horton, Anderson vs. Concord, 1990;

6 by Billy Wright, Richmond vs. Jeffersonville, 1992; 6 by Ben Larson, Elkhart Central vs. Merrillville, 1995

Championship Game: 6 by Jamar Johnson, Concord vs. Bedford North Lawrence, 1990; 6 by Jeff Graham, Gary Roosevelt vs. Brebeuf Jesuit, 1991




Dave Shepherd of Carmel scored a record 40 points in the 1970 state championship game against East Chicago Roosevelt.

Bob Anderson honored as Top Basketball Official

Bob Anderson is the recipient of the 2007 Interscholastic Athletic Official Association Award for excellence in the sport of boys basketball.

Bob will be honored in a special ceremony during today's state final. During his career, he has 25 sectionals, 19 regionals, 10 semi-states and eight state finals to his credit.



Each year, the Indiana High School Athletic Association, in cooperation with the National Federation of Interscholastic Officials Association, recognizes and honors an outstanding official in

each of 11 sports during the school year.

Bob was nominated for this award by Brian Heaton and Kevin Moore from the Indiana Officials Association, one of 26 associations located throughout Indiana made up of men and women who give up much of their personal time to assist in providing wholesome, worthwhile and healthy activities for the student-athletes of our state.

This honor comes as a result of Bob's selection by a committee representing those 26 associations. Statewide, there are more than 8,000 officials licensed by the IHSAA in 11 sports.

A 28-year member of the Indiana Officials Association, Bob has served as a chairperson for three years, a clinician for two years and rules interpreter for three years.

He is a graduate of Purdue University and is an elementary school teacher in Indianapolis Public Schools.

Bob has three sons, two step-daughters and a loving wife, Susan.

Associated Press

(Final Regular Season Poll)
First place votes listed in parentheses

Class 4A

Rk Team	Record	Points
1. Muncie Central (12)	18-2	294
2. Valparaiso	20-2	241
3. Franklin Central	20-2	236
4. Pike	18-4	190
5. Indianapolis Cathedral	21-3	168
6. Evansville Reitz	18-3	117
7. New Albany	17-3	114
8. Fort Wayne South Side	18-2	86
9. Bloomington South	16-4	80
10. Center Grove	17-3	77

Receiving votes: North Central (Indpls) 61, Noblesville 48, East Chicago Central 44, Marion 32, Munster 8

Class 3A

Rk Team	Record	Points
1. Edgewood (13)	20-0	288
2. New Castle	20-2	262
3. Roncalli	19-1	252
4. Plymouth	18-2	203
5. Connersville	16-3	160
6. Washington	17-3	131
7. Fort Wayne Bish. Dwenger	16-3	128
8. Batesville	17-3	98
9. Jay County	16-4	75
10. Evansville Bosse	16-4	74

Receiving votes: Western 59, West Lafayette 26, Madison 25, Wawasee 12, Pendleton Heights 7

Class 2A

Rk Team	Record	Points
1. Forest Park (15)	19-1	300
2. Northwestern	18-2	232
3. Providence	16-3	214
4. Harding	15-5	198
5. Glenn	16-4	169
6. Jimtown	17-3	158
7. Shenandoah	17-3	153
8. North Montgomery	16-4	118
9. Winchester	17-4	62
10. Cass	15-5	59

Receiving votes: Westview 34, South Knox 30, Clinton Central 19, Tri-West Hendricks 16, Perry Central 10, Oak Hill 9, Eastside 7, Southridge 6, Rochester 6

Class A

Rk Team	Record	Points
1. Oregon-Davis (9)	20-1	284
2. Hauser (4)	18-2	270
3. Tri-County (1)	19-1	222
4. Barr-Reeve	17-3	159
5. Orleans	17-3	155
6. Bethesda Christian (1)	18-4	152
7. Lanesville	18-3	148
8. Jac-Cen-Del	17-3	117
9. Blue River Valley	16-4	94
10. Lafayette Central Catholic	14-6	80

Receiving votes: Westville 52, Wes-Del 29, FW Blackhawk Christian 13, South Newton 7, Indpls. Lutheran 6, West Washington 6

Indiana Basketball Coaches Association

February 18, 2007 (Final Regular Season Poll)
First place votes listed in parentheses

Rk Team	Record	Points
1. Muncie Central (11)	17-2	380
2. Valparaiso (4)	19-2	363
3. Franklin Central (3)	18-2	361
4. New Castle	18-2	307
5. Center Grove	16-2	260
6. Edgewood (1)	17-0	256
7. New Albany	16-2	239
8. Pike (1)	16-4	230
9. North Central (Indpls)	13-4	222
10. Indianapolis Cathedral	20-3	212
11. Roncalli	17-1	210
12. Marion	15-3	168
13. Plymouth	17-2	138
14. Fort Wayne South Side	16-2	123
15. Bloomington South	15-4	117
16. Forest Park	18-1	102
17. Noblesville	17-2	95
18. Evansville Reitz	18-3	91
19. East Chicago Central	17-3	72
20. Warren Central	14-5	65

Receiving Votes: Lawrence North, Fort Wayne North Side, Carmel, Northwestern, Indianapolis Arlington, Indianapolis Northwest, Western, Harding, Hauser, Oregon-Davis, Washington, FW Bishop Dwenger, Connersville, Anderson, Evansville Bosse, Jay County, Munster, East Central, Lafayette Central Catholic, Madison, West Lafayette


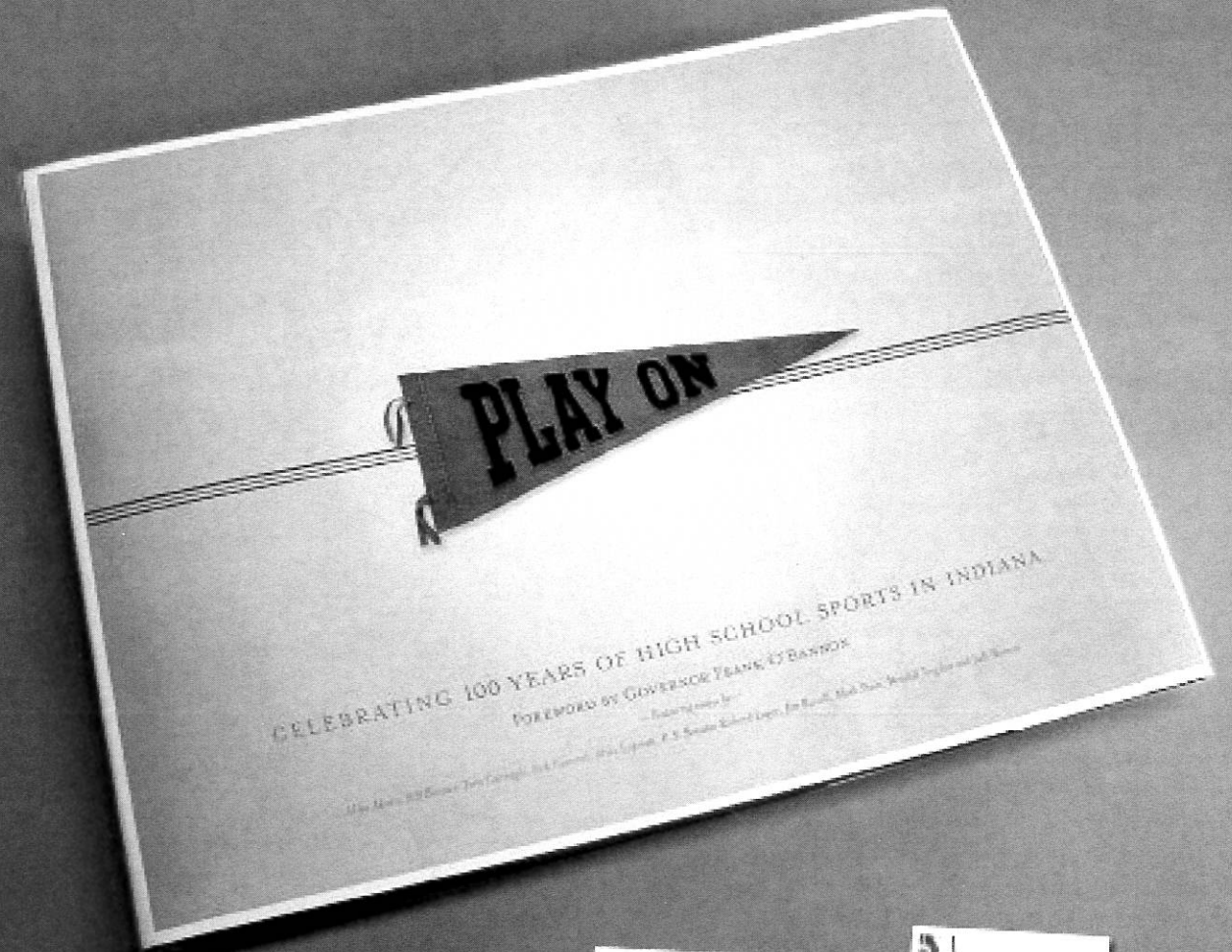
Become an Official

The IHSAA is always looking for men and women who like athletics, enjoy being involved with young people and would like to make a valuable contribution to their community.

If you would like information on becoming an IHSAA game official, umpire or referee, please request an application from the IHSAA. Contact us with your return mailing address at webmaster@ihsaa.org, 317-846-6601 or just stop by during business hours. We're located at 9150 N. Meridian Street in Indianapolis.



A STORY THIS COMPELLING COMES AROUND ONCE EVERY 100 YEARS



ORDER YOUR BOOK TODAY!

One hundred years of high school sports is officially in the book. More specifically, it's in this book. *Play On: Celebrating 100 Years of High School Sports in Indiana* is a limited edition history that captures the powerful influence of Indiana high school sports. Featuring 150 pages of engaging photographs and captivating stories, it's one for the ages, not to mention the coffee table.

To order call 1-866-24-IHSAA or visit www.playon.org.

Please allow 3-4 weeks for delivery.

NAME _____
 ADDRESS _____
 CITY _____
 STATE _____ ZIP _____ PHONE _____
 QUANTITY _____ TOTAL \$ _____ (\$29.95 + \$5.00 each S&H)
 Check Enclosed Mastercard Visa
 Account No. _____ Expiration _____
 Signature _____

To order by mail, please complete this form and send to:
 Indiana High School Athletic Association / Play On
 9150 N. Meridian Street, P.O. Box 40650,
 Indianapolis, In 46240-0650

2006-07 Statistical Leaders

As reported to Athlistics--www.athlistics.com

Points per game

Name	School (Class)	Grade	G	FG	3FG	FTM	Points	High	PPG
1. Eric Gordon	North Central (4A)	12	24	148	63	214	698	50	29.1
2. DeShaun Thomas	Fort Wayne Bishop Luers (3A)	9	23	206	38	140	666	45	28.9
3. Eshaunte Jones	Fort Wayne North Side (4A)	12	23	124	97	98	637	43	27.7
4. Aaron Carter	Perry Central (2A)	12	21	144	39	148	553	43	26.3
5. Nate Kasper	Wheeler (2A)	12	23	190	27	98	559	44	24.3
6. Wes Dickinson	Western (3A)	12	24	131	50	158	570	36	23.7
7. Danny Lewallen	Kankakee Valley (3A)	12	21	112	59	97	498	40	23.7
8. Matt Howard	Connersville (3A)	12	21	177	0	142	496	42	23.6
9. Garrett Butcher	Edgewood (3A)	11	20	169	3	122	469	38	23.4
10. Melvin Sillmon	Howe Military (A)	11	21	198	0	92	488	39	23.2
11. Jason Chorba	Hammond Bishop Noll (2A)	11	22	117	44	119	485	38	22.0
12. Dairese Gary	Concord (4A)	12	20	120	34	97	439	36	21.9
13. Chris Horner	Liberty Christian (A)	12	24	166	25	115	522	41	21.7
14. Jared Maners	Owen Valley (3A)	12	25	151	38	126	542	32	21.6
15. E'Twaun Moore	East Chicago Central (4A)	12	23	145	32	112	498	33	21.6

Rebounds per game

Name	School (Class)	Grade	G	Off	Def	Total	High	RPG
1. Matt Howard	Connersville (3A)	12	21	77	227	304	20	14.4
2. Melvin Sillmon	Howe Military (A)	11	21	137	156	293	23	13.9
3. DeShaun Thomas	Fort Wayne Bishop Luers (3A)	9	23	145	162	307	19	13.3
4. Demarlo Belcher	Fort Wayne North Side (4A)	12	23	141	147	288	17	12.5
5. Cameron Mousa	Seymour (4A)	11	21	63	199	262	22	12.4
6. Andrew Smith	Covenant Christian (A)	10	20	78	138	216	17	10.8
7. Courtney Johnson	Evansville Bosse (3A)	12	26	—	—	294	—	11.3
8. Kawann Short	East Chicago Central (4A)	11	25	0	263	263	14	10.5
9. Zavier Sanders	Northwestern (2A)	11	26	—	—	273	—	10.5
10. Vincent Minton	New Washington (A)	10	22	33	183	216	19	9.8
11. Kyle Hackemack	Floyd Central (4A)	12	21	72	130	202	18	9.6
12. Ben Werner	Fairfield (2A)	12	26	98	148	246	15	9.4
13. Brady Lightfoot	Tri (A)	12	21	53	144	197	15	9.3
14. Garrett Butcher	Edgewood (3A)	12	20	73	110	183	18	9.1
15. Travis Nuest	West Central (A)	11	22	91	110	201	18	9.1

Assists per game

Name	School (Class)	Grade	G	Ast.	High	APG
1. Ben Welsh	South Newton (A)	11	22	182	11	8.2
2. Josh Maggard	Northwestern (2A)	11	25	198	—	7.9
3. Brice Miles	Fort Wayne Wayne (3A)	12	19	149	9	7.8
4. Tyler Hostetler	Evansville North (4A)	12	21	156	12	7.4
5. Jacob Palmer	Plymouth (3A)	12	26	177	—	6.8
6. Braydon Hobbs	New Albany (4A)	11	22	144	11	6.5
7. Tyler Kitchel	Center Grove (4A)	12	20	129	11	6.4
8. Lawrence Barnett	Fort Wayne Bishop Luers (3A)	10	23	132	15	5.7
9. Aaron Cavin	New Palestine (3A)	12	17	94	8	5.5
10. Ryan Henderson	Connersville (3A)	12	20	110	12	5.5
11. Jared Maners	Owen Valley (3A)	12	25	135	11	5.4
12. Clayton Starrett	Eastern (Pekin) (2A)	11	22	116	11	5.2
13. Khirie Williams	University (A)	11	22	115	12	5.2
14. Jordan Wiseman	Lapel (A)	12	24	123	11	5.1
15. Derrick Troyer	Northridge (3A)	11	21	106	10	5.0

Blocks per game

Name	School (Class)	Grade	G	Blks	High	BPG
1. Remigijus Untulis	Culver Academies (3A)	11	19	88	10	4.6
2. Matt Howard	Connersville (3A)	12	21	83	7	3.9
3. Dwain Joliff	North Daviess (A)	11	16	58	7	3.6
4. Melvin Sillmon	Howe Military (A)	11	21	76	8	3.6
5. Stone Hullinger	Prairie Heights (2A)	12	22	78	9	3.5
6. Nick Curosh	Hammond Clark (3A)	11	25	76	10	3.0
7. John Hefty	Fort Wayne North Side (4A)	12	20	52	8	2.6
8. Colin Agan	Salem (3A)	11	17	42	6	2.4
9. Nick Hartley	Hamilton Heights (3A)	10	21	50	5	2.3
10. Travis Nuest	West Central (A)	11	22	50	7	2.2
11. Jake Hassler	Evansville Mater Dei (3A)	11	22	49	7	2.2
12. Isaac Schaber	Spring Valley (A)	11	22	49	10	2.2
13. Sean Day	Fort Wayne Bishop Luers (3A)	10	23	45	6	1.9
14. Dustin Land	Spring Valley (A)	11	22	42	5	1.9
15. Zach Fields	Jennings County (4A)	11	21	40	8	1.9

2006-07 Statistical Leaders

As reported to Athlistics--www.athlistics.com

Field Goal Accuracy (Minimum 4.0 FGM per game)

Name	School (Class)	Grade	G	FGM	FGA	Pct.
1. Andrew Bowman	Center Grove (4A)	12	19	104	136	.764
2. Nick Cianci	Highland (4A)	12	18	76	109	.697
3. Remigijus Untulis	Culver Academies (3A)	11	19	121	181	.668
4. Ben Werner	Fairfield (2A)	12	26	137	207	.661
5. Demarlo Belcher	Fort Wayne North Side (4A)	12	23	151	229	.659
6. Zavier Sanders	Northwestern (2A)	11	26	165	253	.652
7. Zach Fields	Jennings County (4A)	11	21	129	200	.645
8. Corey Overmeyer	Rochester (2A)	12	23	156	243	.642
9. Courtney Johnson	Evansville Bosse (3A)	12	26	139	217	.640
10. Melvin Sillmon	Howe Military (A)	11	21	198	309	.640
11. Monty Marion	Concord (4A)	12	20	109	171	.637
12. Joe Newcomb	Eastern (Pekin) (2A)	12	22	91	143	.636
13. Blair Broussard	Muncie Burriss (2A)	12	23	102	161	.633
14. Jeff Wozniak	Westville (A)	12	22	181	286	.632
15. Brandon Knox	Fort Wayne Concordia (3A)	11	19	81	129	.627

Three-Point Accuracy (Minimum 2.0 3-Point FGM per game)

Name	School (Class)	Grade	G	3FGM	3FGA	High	Pct.
1. Chris Campbell	Crothersville (A)	12	21	51	103	5	.495
2. Zac Litteral	New Palestine (3A)	11	17	59	120	7	.491
3. Derek Gallo	Evansville Mater Dei (3A)	12	22	50	103	5	.485
4. Brent Eaton	Northridge (3A)	11	19	40	83	4	.481
5. Eric Gordon	North Central (4A)	12	24	63	133	6	.474
6. Kyle Kuric	Evansville Memorial (3A)	11	18	37	79	5	.468
7. Justin Perkins	Evansville North (4A)	12	21	51	111	7	.459
8. Tyler Hostetler	Evansville North (4A)	12	21	51	113	6	.451
9. Jon Carpen	Hammond Clark (3A)	11	25	61	138	8	.442
10. Scott Chapman	South Newton (A)	12	20	41	92	5	.445
11. Karl Vaughn	Howe Military (A)	10	21	46	106	7	.434
12. Christian Mathew	Harrison (West Lafayette) (4A)	12	23	62	145	6	.427
13. Jason Chorba	Hammond Bishop Noll (2A)	11	22	44	104	4	.423
14. Eshaunte Jones	Fort Wayne North Side (4A)	12	23	97	233	8	.416
15. Derek Jaeger	Fremont (2A)	12	19	52	125	5	.416


Free Throw Accuracy (Minimum 2.0 FTM per game)

Name	School (Class)	Grade	G	FTM	FTA	Pct.
1. Clayton Starrett	Eastern (Pekin) (2A)	11	22	103	109	.945
2. Andrew Miller	Brownstown Central (2A)	12	22	76	86	.883
3. Cory Cronk	Shenandoah (2A)	12	24	53	60	.883
4. Eric Gordon	North Central (4A)	12	24	214	244	.877
5. Chris Campbell	Crothersville (A)	12	21	97	112	.866
6. Kent Wohlberg	Liberty Christian (A)	12	24	50	58	.862
7. Robert Baker	Salem (3A)	9	17	48	56	.857
8. Brent Eaton	Northridge (3A)	11	19	54	63	.857
9. Jourdan Vann	South Bend Washington (4A)	10	24	80	94	.851
10. Danny Lewallen	Kankakee Valley (3A)	12	21	97	114	.850
11. Chad Clinton	Plymouth (3A)	12	26	67	79	.848
12. Adam Dillman	Western (3A)	12	23	56	66	.848
13. Kyle Kuric	Evansville Memorial (3A)	11	18	58	69	.840
14. Tony Butcher	Heritage Hills (3A)	11	22	67	80	.837
15. Michael Sustarsic	Union County (2A)	11	24	121	145	.834

Steals per game

Name	School (Class)	Grade	G	Stls	High	SPG
1. John Hefty	Fort Wayne North Side (4A)	12	20	85	7	4.2
2. Derek Jaeger	Fremont (2A)	12	19	73	8	3.8
3. Braydon Hobbs	New Albany (4A)	11	22	82	9	3.7
4. Ben Welsh	South Newton (A)	11	22	77	8	3.5
5. Justin Jordan	Fort Wayne North Side (4A)	10	23	79	8	3.4
6. Gabe Miller	Hauser (A)	12	20	67	7	3.3
7. Adam DePriest	Scottsburg (3A)	12	20	67	8	3.3
8. Eric Patterson	Union (Modoc) (A)	12	21	70	7	3.3
9. Michael Carpen	Hammond Clark (3A)	12	26	80	7	3.0
10. Nick Long	Hauser (A)	11	20	61	7	3.0
11. Chris Vanhoose	Lanesville (A)	12	21	63	6	3.0
12. Bruce Grimm	Rochester (2A)	10	23	68	7	2.9
13. Desmond Lewis	Homestead (4A)	12	21	62	5	2.9
14. Nick Harvey	Union County (2A)	12	24	70	7	2.9
15. Aaron Harbstreit	North Daviess (A)	11	21	61	6	2.9


State Finals Teams



Barr-Reeve finished the 2002 season as the state finals runner-up. They lost the class A title game to Rossville 68-79. Down by 18 at halftime, Barr-Reeve climbed back and got to within two points. They finished the season with a 24-5 record.




North Central used a 22 to 8 second quarter to beat Elkhart Central to win the 1999 class 4A state title 79-74 at the RCA Dome. The Panthers finished the season with a 23-5 record and were led by Indiana Mr. Basketball Jason Gardner (above).




The 1971 East Chicago Washington team included Pete Trgovich (23), the current head coach of East Chicago Central. Trgovich scored 68 points in the two state finals games. East Chicago Washington beat Elkhart 70-60 in the championship game and finished the season 29-0. Trgovich went on to win two national championships for John Wooden at UCLA.



Evansville Bosse won the state crown in 1944, 1945 and 1962. The 1945 team (pictured above) beat South Bend Riley 46-36 to defend their state title.



Winchester finished as runner-up of the 2000 class 2A game. The Golden Falcons fell to Westview 53-59, this is the only other time Winchester has made it to the state finals.



It took a buzzer-beating halfcourt shot in overtime to beat Plymouth in the 2005 class 3A state finals. Plymouth lost to Washington 72-74 in the game. Four Plymouth players from the 2005 finals team are on this year's squad.

OUR COVERAGE OF THE IHSAA IS IN A LEAGUE OF ITS OWN.

THE IHSAA/METHODIST SPORTS MEDICINE CHAMPIONSHIP RADIO AND TELEVISION NETWORK IS THE ONLY PLACE TO TURN FOR HIGH SCHOOL SPORTS IN INDIANA.

IHSAA/METHODIST SPORTS MEDICINE CHAMPIONSHIP RADIO NETWORK

Alexandria	WHTI	96.7 FM
Anderson	WHBU	1240 AM
Attica	WFWR	91.5 FM
Bedford	WBIW	1340 AM
Bedford	WPHZ	102.5 FM
Berne	WZBD	92.7 FM
Boonville	WBNI	1540 AM
Brazil	WSDX	1130 AM
Corydon	WOCC	1550 AM
Crawfordsville	WIMC	103.9 FM
Elkhart	WFRN	1270 AM
Elkhart	WTRC	1340 AM
Ferdinand	WQKZ	98.5 FM
Greencastle	WREB	94.3 FM
Hammond	WJOB	1230 AM
Indianapolis	WIBC	1070 AM
Indianapolis	WXLW	950 AM
Jasper	WITZ	104.7 FM
Jeffersonville	WAVG	1450 AM
Kendallville	WAWK	1140 AM
Logansport	WLHM	102.3 FM
Logansport	WSAL	1230 AM
Loogootee	WRZR	94.5 FM
Louisville, KY	WKJK	1080 AM
Madison	WORX	96.7 FM
Madison	WXGO	1270 AM
Merrillville	WWCA	1270 AM
Michigan City	WEFM	95.9 FM
Michigan City	WIMS	1420 AM
Mitchell	WPHZ	102.5 FM
Mount Vernon	WRCY	1590 AM
Mount Vernon	WYFX	106.7 FM
Muncie	WERK	104.9 FM
Muncie	WXFN	1340 AM
New Castle	WMDH	1550 AM
Plymouth	WTCA	1050 AM
Portland	WPGW	1440 AM
Richmond	WHON	930 AM
Richmond	WKBV	1490 AM
Rochester	WROI	92.1 FM
Rockville	WAXI	104.9 FM
Rushville	WKWH	94.3 FM
Santa Claus	WAXL	103.3 FM
Seymour	WZZB	1390 AM
Seymour	WXKU	92.7 FM
Shelbyville	WKWH	1520 AM
South Bend	WSBT	960 AM
Sullivan	WNDI	95.3 FM
Sullivan	WNDI	1550 AM
Syracuse	WAWC	103.5 FM
Terre Haute	WBOW	1300 AM
Vincennes	WAOV	1450 AM
Vincennes	WFML	96.7 FM
Wabash	WKUZ	95.9 FM
Warsaw	WRSW	107.3 FM
Washington	WAMW	107.9 FM
Washington	WRZR	94.5 FM


IHSAA CABLE TELEVISION NETWORK (ALL FOUR GAMES)

Anderson	Insight Channel 3	Indianapolis	Bighthouse Channel 2	Niles, MI	Comcast Channel 20
Bedford	Insight Channel 21	Indianapolis	Comcast Channels 14/96	Noblesville	Insight Channel 18
Bloomington	Insight Channel 21	Jasper	Insight Channel 2	North Vernon	Comcast Channel 14
Columbus/Seymour/ North Vernon	Comcast Channel 14	Kendallville	MediaCom Channel 70	Peru	Comcast Channel 9
Connersville	Comcast Channel 15	Knox	MediaCom Channel 78	Portage	Comcast Chicago Channel 27
Crawfordsville	Comcast Channel 9	Kokomo	Insight Channel 16	Princeton	Insight Channel 2
Elkhart	Comcast Channel 74	Lafayette	Insight Channel 16	Rensselaer	Insight-TV Cable Channel 78
Evansville	Insight Channel 2	Lake County	Comcast Chicago Channel 27	Richmond	Insight Channel 64
Evansville	Insight-Sigecom Channel 9	LaPorte	Comcast Chicago Channel 76	Rushville	Comcast Channel 14
Fort Wayne	Comcast Channel 9	Lawrenceburg	Comcast-SusCom Channel 14	Shelbyville	Insight-SusCom Channel 43
Frankfort	Comcast Channel 9	Lebanon	Insight Channel 18	South Bend/Elkhart	Comcast Channel 74
Gary	Comcast Chicago Channel 74	Logansport/Peru/Wabash	Comcast Channel 9	St. Joseph/Benton Harbor	Comcast Channel 74
Greenfield	Insight Channel 18	Marion	Bighthouse Channel 9	Valparaiso	Comcast Chicago Channel 23
Greenwood	Insight Channel 21	Martinsville	Insight Channel 21	Warsaw	Comcast Channel 74
Hammond	Comcast Chicago Channel 4	Merrillville	Comcast Chicago Channel 27	Winamac	Insight-TV Cable Channel 78
Hartford City/Portland	Insight Channel 69	Michigan City	Comcast Chicago Channel 76		
Hebron/Demotte	Comcast Chicago Channel 27	Monticello	Comcast Channel 9		
Henderson, KY	Insight Channel 2	Muncie	Comcast Channel 5		
Huntington	Comcast Channel 9	New Albany	Insight Channel 98		
		New Castle	Insight Channel 3		



IHSAA.ORG

IHSAA Video Library



Relive the great memories that your hometown heroes provided in their quest for a championship at the IHSAA State Finals. Whether your team won the big trophy or not, you'll want to mark the occasion with a videotape or DVD from the IHSAA that you and your family can cherish for years to come!

Perfect Gifts

They make great gifts for someone special or maybe you'd just like to see that championship game you haven't seen in years. The IHSAA Video Library is a treasure chest of Indiana high school sports history that includes not only this year's games, but many of the great state finals competitions from years gone by.

About The Collection

The collection includes championship videos in football, soccer and volleyball in the fall; basketball and wrestling in the winter; and baseball, softball and track in the spring. The boys basketball series

includes most state finals games dating back to 1947, while

The IHSAA Video Library is a treasure chest of Indiana high school sports history that includes not only this year's games, but many of the great state finals competitions from years gone by.

the girls basketball tapes go back to 1976 — the first year of the tournament. The collection for the other seven sports goes back many years as well — so whether you actually competed, have a son or daughter who did or are just a fan, we may have the tape or DVD you're looking for.



IHSAA Video Library
P.O. Box 40650
Indianapolis, IN 46240-0650

Copy this order form — Make checks payable to IHSAA
and mail — Please allow four weeks for delivery

Order Form

Name _____
 Address _____
 City _____
 State _____ ZIP _____
 Daytime Phone () _____
 Year of Event _____ Boys Girls
 Sport _____
 Classification: (If Applicable)
 A 2A 3A 4A 5A
 Teams Competing _____
 No. of VHS Tapes _____ x \$35.00=Total Enclosed \$ _____
 No. of DVDs _____ x \$45.00=Total Enclosed \$ _____

**Each of today's games
will be available on
DVD and VHS**

For Basketball Enthusiasts

Available is *Indiana's Game*, a 1986 feature-length documentary which celebrates and traces the history of the Hoosier passion with rare game footage and interviews of Indiana's greatest basketball moments and heroes.

Visa & MasterCard Accepted

Visit the "IHSAA Store" at www.ihsaa.org for a complete list of available events. Videotapes are available for \$30.00 and DVDs for \$40.00 each at the IHSAA office or \$35.00 for a video or \$45.00 for DVD by mail (shipping and handling included). To pay by credit card, call us at 317-846-6601 (Mon.-Fri., 8 a.m.-4 p.m. EST) and have your Visa or MasterCard ready. Or use the order blank to the left or print one from the IHSAA website and accompany it with a check or money order and mail to: IHSAA, P.O. Box 40650, Indianapolis, IN 46240-0650. Please make checks payable to the "IHSAA" and allow four weeks for delivery.



**GOOD SPORTS
COME IN
ALL SIZES.**

INDIANA HIGH SCHOOL ATHLETIC ASSOCIATION

WWW.IHSAA.ORG