
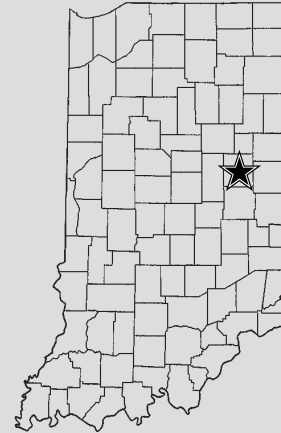


# Daleville Broncos

## Class A



Front Row (left to right): Max Stecher, Derrick Lawrence, Cayden Gothrup, Josh Price, Ryan Hale, Evan Etchison, Ethan Pittsford; Middle Row: Coach Earley, Coach Sheets, Jared Waltermire, Evan Baker, Braden Danner, Jimmy Bowen, Head Coach Terry Turner, Coach Price; Back Row: Coach Stecher, Peyton Smith, Grant Boles, Blaine Tighe, Ayden Wilson, Spencer Pierce, Coach Lyday



### Team Facts

Town/City: Daleville  
 County: Delaware  
 Superintendent: Paul Garrison  
 Principal: Eric Douglas  
 Athletic Director: Daniel Hanson  
 Head Coach: Terry Turner  
 Assistant Coaches: Tom Lyday, Austin Earley, Terry Sheets, Austin Price, Jason Stecher  
 Student Manager(s): David Shellabarger  
 School Colors: Black and Gold  
 Conference: Mid-Eastern  
 Enrollment: 300  
 Last Year's W-L Record: 18-10

### Team Roster & Statistics

Lt.	Dk.	Name	B/T	Ht.	Pos.	Gr.	AB	H	R	RBI	2B	3B	HR	Avg.
00	00	Evan Baker	R/R	5'9	P	12	3	0	0	0	0	0	0	.000
1	1	JT Nelson	R/R	5'8	OF	9	0	0	2	0	0	0	0	.000
2	2	Spencer Pierce	L/L	5'8	P	10	0	0	0	0	0	0	0	.000
3	3	Josh Price	R/R	6'3	RF	11	101	41	43	16	4	1	1	.406
4	4	Jimmy Bowen	L/L	6'0	1B	10	47	8	22	7	0	1	0	.170
5	5	Ryan Hale	R/R	6'4	CF	12	93	34	32	34	10	1	5	.366
7	7	Evan Etchison	R/R	6'1	P	10	86	35	8	24	7	0	1	.407
10	10	Max Stecher	R/R	5'8	SS	10	89	33	35	11	3	0	0	.371
11	11	Blaine Tighe	R/R	5'8	INF	11	37	6	8	3	0	0	0	.162
12	12	Jared Waltermire	R/R	5'9	3B	10	89	32	16	31	8	0	3	.360
14	14	Peyton Smith	R/R	5'9	2B	11	79	31	22	32	8	0	3	.392
17	17	Cayden Gothrup	L/L	5'10	LF	9	80	16	14	7	2	0	0	.200
18	18	Ethan Pittsford	R/R	6'1	C	11	77	20	3	19	4	0	1	.260
19	19	Ayden Wilson	R/R	5'9	INF	10	1	0	2	0	0	0	0	.000
20	20	Grant Boles	R/R	5'9	OF	12	32	5	3	2	0	0	0	.156
22	22	Braden Danner	R/R	5'8	C	9	9	1	0	0	0	0	0	.111
24	24	Derrick Lawrence	R/R	5'9	INF	11	1	0	13	0	0	0	0	.000
31	31	Blayne Johnson	R/R	5'9	INF	9	0	0	3	0	0	0	0	.000

#### Totals

**824 262 226 186 46 3 14 .318**

### Pitchers

Lt.	Dk.	Name	W/L	ERA	GS	CG	SV	IP	BF	H	R	ER	BB	SO	HBP
00	00	Evan Baker	4-1	1.60	7	2	0	35.0	164	46	17	8	4	24	--
2	2	Spencer Pierce	0-1	21.00	0	0	0	0.1	6	2	3	1	1	1	--
3	3	Josh Price	0-0	26.25	0	0	0	1.1	14	5	6	5	2	0	--
4	4	Jimmy Bowen	0-0	42.00	0	0	0	0.1	3	0	2	2	1	0	--
7	7	Evan Etchison	10-2	2.03	11	6	0	69.0	290	55	35	20	15	68	--
10	10	Max Stecher	0-0	9.00	0	0	0	2.1	11	2	4	3	3	1	--
11	11	Blaine Tighe	0-1	14.00	0	0	0	4.0	28	9	11	8	4	2	--
12	12	Jared Waltermire	0-0	3.41	0	0	2	12.1	60	14	11	6	4	12	--
14	14	Peyton Smith	0-3	7.35	4	0	1	26.2	143	42	34	28	20	16	--
17	17	Cayden Gothrup	6-1	3.59	7	1	1	39.0	176	49	27	20	13	35	--
22	22	Braden Danner	1-0	4.77	1	0	0	7.1	35	6	7	5	6	6	--

#### Totals

**21-9 3.75 30 9 4 197.2 930 224 157 106 73 165 --**

### State Finals History

State Champion: 2015-16 (A)  
 State Finals Appearances: 2015-16 (A), 2017-18 (A)



Terry Turner  
 28th Year (439-337)

### Season Results (21-9)

4/5	New Castle	W	6-4
4/6	at Union City	W	12-2 (6)
4/10	at Yorktown	L	5-1
4/12	at Delta	W	17-12
4/13	Cowan	W	15-8
4/17	at Hagerstown	L	9-1
4/18	Alexandria	W	6-4
4/20	Bellmont	L	6-4 (8)
4/25	at Frankton	L	5-4
4/26	at Randolph Southern	W	10-1
4/27	at Connersville	W	9-7
4/28	at Monroe Central	W	5-3
4/28	at Monroe Central	W	3-2 (8)
5/1	Knightstown	W	12-2 (5)
5/2	Wapahani	L	4-2
5/5	Eastern Hancock	L	21-6
5/5	Eastern Hancock	W	6-2
5/7	Southern Wells	L	10-7
5/8	vs. Delta	W	7-4
5/10	Lapel	L	11-2
5/11	vs. Cowan	L	11-1 (5)
5/15	Blue River	W	4-2
5/16	at Wes Del	W	13-8
5/17	at Shenandoah	W	10-5

### Anderson Preparatory Sectional

5/23	Cowan	W	12-0 (5)
5/28	Liberty Christian	W	10-2
5/28	Southern Wells	W	16-0 (5)

### Carroll (FW) Regional


6/2	Rossville	W	6-3
6/2	Union City	W	11-1 (6)

### Kokomo Semi-State

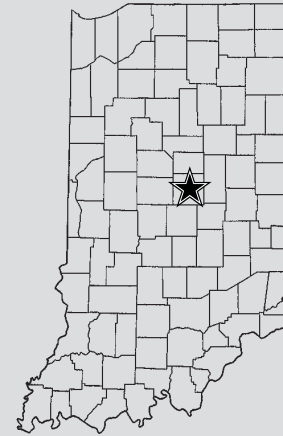
6/9	Northfield	W	8-2
-----	------------	---	-----

# University Trailblazers

## Class A



Front Row (left to right): Ben Westerkamm, Dawson Estep, Zach Jannsen, Will Mables, Ryan Williams, Asher Thompson, Jacob Lange, Ben Ewer, Koki Hirano; Back Row: Nate Shatkowski, Garrett Hill, Will Spence, Cade Carlson, Brock Moore, Matt Moore, Kolton Stevens, Adam Oxley, Tyler Galyean



### Team Facts

Town/City: Carmel  
 County: Hamilton  
 Superintendent: Jeff Lewis  
 Principal: Chuck Webster  
 Athletic Director: John J Walls  
 Assistant Athletic Director: Rhonda Walls  
 Head Coach: Chris Estep  
 Assistant Coaches: Reid Andrews, Michael Thompson, Steve Nerney, Alex Carson  
 School Colors: Navy, White and Vegas Gold  
 Conference: Pioneer Academic Athletic  
 Enrollment: 305  
 Last Year's W-L Record: 15-13

### Season Results (28-6)

3/30 vs Huntland (TN) W 5-2 (6)  
 3/30 vs Fayetteville (TN) L 6-2 (5)  
 3/31 vs Alexandria-Monroe W 7-6 (5)  
 3/31 vs Grundy Co. W 9-7 (5)  
 4/9 at Speedway L 2-0  
 4/10 Harrison L 13-5  
 4/12 at Bethesda Christian W 11-0 (5)  
 4/13 at Muncie Burriss W 12-0 (6)  
 4/17 at Lewis Cass L 6-4 (6)  
 4/18 Western Boone W 10-0 (6)  
 4/21 at Seton Catholic W 11-2  
 4/21 at Seton Catholic W 6-5  
 4/24 at Faith Christian W 11-1  
 4/26 at Greenwood Christian W 14-0 (5)  
 4/28 vs Ft Wayne Blackhawk W 9-7  
 4/28 vs Heritage Christian W 9-5  
 4/30 Indy Kings L 9-8 (8)  
 5/1 at Western L 6-1  
 5/4 Sheridan W 9-2  
 5/5 vs. North Miami W 10-8  
 5/5 vs. Taylor W 8-3  
 5/9 Anderson Prep W 15-1 (5)  
 5/12 Indianapolis Lutheran W 19-2 (6)  
 5/12 Indianapolis Lutheran W 10-1  
 5/14 at Cardinal Ritter W 7-5  
 5/15 Liberty Christian W 10-0 (5)  
 5/16 Park Tudor W 5-3  
 5/18 Shortridge W 13-1 (5)  
 5/21 Seccina W 12-6

### Team Roster & Statistics

Lt.	Dk.	Name	B/T	Ht.	Pos.	Gr.	AB	H	R	RBI	2B	3B	HR	Avg.
2	2	Dawson Estep	R/R	5-7	SS	11	99	41	48	36	10	4	3	.414
4	4	Asher Thompson	R/R	5-4	2B/C	9	94	26	27	17	6	0	1	.277
6	6	Jacob Lange	R/R	5-5	3B/P	9	12	2	0	1	0	0	0	.167
7	7	Tyler Galyean	L/L	5-10	LF/P	9	60	29	23	25	4	1	0	.483
10	10	Garrett Hill	R/R	6-0	RF/P	12	112	53	45	43	11	2	10	.473
11	11	Koki Hirano	R/R	5-7	2B	9	10	1	2	1	0	0	0	.100
12	12	Ben Westerkamm	R/R	5-8	3B	11	23	7	10	2	4	0	0	.304
15	15	Will Spence	R/R	5-11	RF/P	12	10	4	1	5	1	0	0	.400
16	16	Will Mables	R/R	5-4	OF	12	6	1	1	2	0	0	0	.167
17	17	Zach Jannsen	R/L	5-10	P	12	4	1	1	0	0	0	0	.250
18	18	Nate Shatkowski	R/R	6-0	OF/P	11	36	8	10	3	1	0	0	.222
20	20	Cade Carlson	R/R	6-2	IF/P	12	98	28	22	14	5	2	0	.286
21	21	Brock Moore	R/R	6-5	1B/P	11	98	34	24	25	10	3	1	.347
22	22	Ryan Williams	R/R	5-5	CF	12	82	26	33	19	3	0	1	.317
24	24	Adam Oxley	R/R	5-8	3B/P	9	10	3	3	0	0	0	0	.300
25	25	Kolton Stevens	R/R	5-11	C	11	85	22	14	13	2	0	0	.259
26	26	Matt Moore	R/R	6-3	1B/P	9	17	4	4	6	0	0	0	.235
27	27	Ben Ewer	R/R	5-7	OF	9	83	26	21	20	8	1	2	.313
<b>Totals</b>						<b>939</b>	<b>316</b>	<b>289</b>	<b>232</b>	<b>64</b>	<b>13</b>	<b>18</b>	<b>.295</b>	

### Pitchers

Lt.	Dk.	Name	W/L	ERA	GS	CG	SV	IP	BF	H	R	ER	BB	SO	HBP
20	20	Cade Carlson	7-2	2.47	10	2	0	53.2	247	46	31	19	29	95	5
10	10	Garrett Hill	3-0	2.25	0	--	5	28.0	125	18	15	9	29	51	1
21	21	Brock Moore	7-0	2.81	9	2	0	42.1	185	34	24	17	25	66	5
17	17	Zach Jannsen	3-1	2.56	4	1	1	27.1	145	30	11	10	6	27	2
<b>Totals</b>			<b>28-6</b>	<b>2.32</b>	<b>28</b>	<b>5</b>	<b>7</b>	<b>208</b>	<b>950</b>	<b>170</b>	<b>110</b>	<b>69</b>	<b>108</b>	<b>305</b>	<b>17</b>

### State Finals History

First Appearance



Chris Estep  
 10th Year (107-81)

### University Sectional

5/24 Bethesda Christian W 7-0  
 5/28 Indiana Deaf W 11-0

### Morristown Regional

6/2 Indianapolis Lutheran W 9-4  
 6/2 Hauser W 3-0

### Plainfield Semi-State

6/9 Tecumseh W 7-4

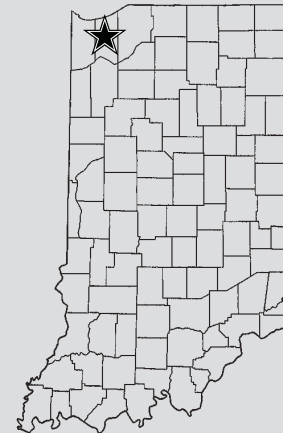


# Boone Grove Wolves

## Class 2A



Front Row (left to right): Justin Mayer, Mac Crussen, Dylan Paul, Mac Magiera, Bryce Morris, Ty Bothwell, Ryan Pierce, Kyle Casbon, Elijah Covington, Blake Piazza, Jacob Massom; Back Row: Coach Pat Antone, Coach Jake Gholston, Charlie Hoskins, Eddy Schultze, Luke Wilson, Nick Ek, Austin LeMar, Taylor Piazza, Justin Supergan, Tanner Barron, Coach Bryan Hill, Coach Jeff Birchfield, Coach Joey Plesac



### Team Facts

Town/City: Valparaiso  
 County: Porter  
 Superintendent: Dr. Stacey Schmidt  
 Principal: Clay Corman  
 Athletic Director: Marcus Banning  
 Head Coach: Patrick Antone  
 Assistant Coaches: Jake Gholston, Joey Plesac, Bryan Hill, Jeff Birchfield, Conner Smith  
 School Colors: Royal Blue and White  
 Conference: Porter County Conference  
 Enrollment: 502  
 Last Year's W-L Record: 13-9

### Season Results (21-5)

3/31	at Crown Point	L	5-3
4/2	at New Prairie	L	11-3
4/11	at Knox	W	3-2
4/13	at Kouts	W	7-0
4/19	at Andean	L	2-0
4/20	at Hebron	W	10-3
4/21	Whiting	W	6-0
4/23	at Morgan Twp.	W	13-2
4/26	at Hobart	L	6-1
4/27	Washington Twp.	W	2-0
4/28	East Chicago Central	W	11-1
4/30	South Central	W	10-9
5/2	Westville	W	4-0
5/4	at LaCrosse	W	22-0
5/5	at North Newton	W	10-4
5/10	at Marquette Catholic	W	5-0
5/11	Hammond Clark	W	13-0
5/14	at South Central	W	7-5 (8)
5/16	Morgan Twp.	W	7-5
5/18	at Washington Twp.	W	2-0
5/21	Griffith	L	5-4

### Team Roster & Statistics

Lt.	Dk.	Name	B/T	Ht.	Pos.	Gr.	AB	H	R	RBI	2B	3B	HR	Avg.
1	1	Blake Piazza	R/R	5-7	OF	10	0	0	0	0	0	0	0	.000
2	2	Elijah Covington	R/R	5-5	2B/SS	10	78	20	27	5	2	0	0	.256
3	3	Kyle Casbon	R/R	5-7	SS/3B	9	1	0	9	1	0	0	0	.000
4	4	Justin Mayer	R/R	5-7	2B	10	6	0	1	1	0	0	0	.000
5	5	Tanner Barron	R/R	5-9	SS/2B	12	64	18	12	10	3	0	1	.281
6	6	Ty Bothwell	L/L	5-8	P/OF	12	79	27	16	29	7	1	1	.341
7	7	Taylor Piazza	R/R	5-9	OF/P	12	68	16	17	8	1	0	0	.239
8	8	Jacob Massom	R/R	5-7	OF	9	2	0	3	0	0	0	0	.000
11	11	Mac Crussen	R/R	5-6	C	9	0	0	0	0	0	0	0	.000
12	12	Bryce Morris	R/R	5-5	OF/P	12	47	11	16	7	2	0	0	.234
13	13	Mac Magiera	L/R	5-8	OF	12	4	1	0	1	0	0	0	.250
14	14	Eddy Schultze	R/R	5-8	2B/P	10	13	3	11	3	1	0	0	.231
16	16	Nick Ek	R/R	5-10	1B/3B	9	0	0	0	0	0	0	0	.000
17	17	Ryan Pierce	R/R	5-9	C	9	59	14	9	8	3	0	1	.237
19	19	Luke Wilson	L/R	6-1	1B	10	19	1	3	6	0	0	0	.053
20	20	Austin LeMar	R/R	5-10	3B/P	10	75	19	21	22	4	0	0	.253
21	21	Justin Supergan	R/R	5-9	OF/P	11	4	0	0	0	0	0	0	.000
23	23	Dylan Paul	R/R	5-10	OF/1B	11	55	11	1	10	5	0	0	.200
24	24	Charlie Hoskins	L/R	5-11	1B	12	68	19	10	21	4	0	2	.284
<b>Totals</b>							<b>644</b>	<b>160</b>	<b>156</b>	<b>131</b>	<b>31</b>	<b>1</b>	<b>5</b>	<b>.255</b>

### Pitchers

Lt.	Dk.	Name	W/L	ERA	GS	CG	SV	IP	BF	H	R	ER	BB	SO	HBP
6	6	Ty Bothwell	9-2	0.46	10	9	1	69	249	15	6	4	20	158	7
12	12	Bryce Morris	5-1	3.31	5	4	0	36	161	35	26	16	11	30	3
7	7	Taylor Piazza	5-0	1.82	7	3	1	35.6	143	26	12	8	10	34	4
14	14	Eddy Schultze	1-0	1.35	1	1	1	13	56	10	3	2	5	13	2
20	20	Austin LeMar	1-1	6.92	3	0	0	13	59	12	10	9	7	10	0
3	3	Kyle Casbon	0-1	3.50	0	0	0	2	9	1	1	1	1	2	1
23	23	Dylan Paul	0-0	6.00	0	0	0	3	16	2	4	2	3	1	1
21	21	Justin Supergan	0-0	0.0	0	0	0	1.6	8	0	1	0	2	2	0
<b>Totals</b>			<b>21-5</b>	<b>2.09</b>	<b>26</b>	<b>17</b>	<b>3</b>	<b>182</b>	<b>671</b>	<b>101</b>	<b>63</b>	<b>42</b>	<b>57</b>	<b>237</b>	<b>17</b>

### State Finals History

State Finals Appearances: 1999-00 (2A), 2017-18 (2A)



Patrick Antone  
1st Year (21-5)

### Hebron Sectional

5/26	North Newton	W	8-5
5/28	Hebron	W	7-0

### Whiting Regional

6/2	Eastside	W	7-1
6/2	South Adams	W	1-0 (10)

### Plymouth Semi-State

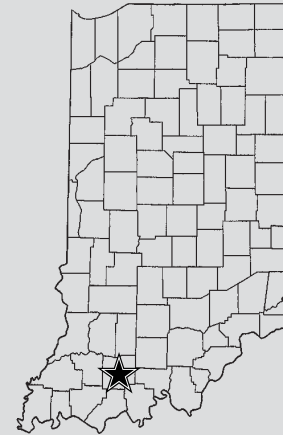
6/9	Lafayette Central Catholic	W	1-0
-----	----------------------------	---	-----

# Southridge Raiders

## Class 2A



Front Row (left to right): Weston Allen, Joe LaGrange, Justin Lammers, Colin Smith, Jayce Harter, Jose Calderon, Michael Brown, Max Sermersheim, Kade Allen, Mgr. Jenna Broeker; Back Row: Asst. Coach Dave Marcum, Asst. Coach Jace Merkel, Asst. Coach Joe Keusch, Head Coach Gene Mattingly, Conner Oxley, Patrick Sander, Colson Montgomery, Tucker Schank, Wes Keusch, Cort Gerber, Ethan Bell, Logan Seger, Camden Gasser, Asst. Coach Brian Craig, Chase Taylor, Asst. Coach Andy McKeough, Asst. Coach Jason Barnett, Asst. Coach Casey Lindeman, Asst. Coach Mark Peter



### Team Facts

Town/City: Huntingburg  
 County: Dubois  
 Superintendent: Tim LaGrange  
 Principal: Chad Sickbert  
 Athletic Director: Brett Bardwell  
 Head Coach: Gene Mattingly  
 Assistant Coaches: Brian Craig, Andy McKeough, Jason Barnett, Joe Keusch, Jayce Merkel, Mark Peters, Casey Lindeman, Dave Marcum  
 Student Manager(s): Jenna Broeker, Savannah Goepfner, Dreyra Galdemez  
 School Colors: Red and Black  
 Conference: Pocket Athletic  
 Enrollment: 533  
 Last Year's W-L Record: 9-13

### Team Roster & Statistics

Lt.	Dk.	Name	B/T	Ht.	Pos.	Gr.	AB	H	R	RBI	2B	3B	HR	Avg.
1	1	Camden Gasser	L/R	5-8	3B/P	9	78	26	18	9	1	0	0	.333
2	2	Jayce Harter	R/R	5-11	2B	12	85	27	25	24	2	2	0	.318
3	3	Joe LaGrange	L/R	6-0	RF	11	91	30	20	14	4	0	0	.330
4	4	Patrick Sander	R/R	5-8	LF	11	25	7	19	5	2	0	0	.280
6	6	Michael Brown	R/R	5-10	P	12	3	0	1	0	0	0	0	.000
7	7	Colson Montgomery	L/R	6-4	SS	9	95	35	20	33	16	1	2	.368
8	8	Tucker Schank	L/R	5-9	CF	11	95	43	31	21	4	3	0	.453
9	9	Colin Smith	R/R	5-10	LF	12	93	27	31	11	7	1	1	.290
1111		Max Sermersheim	R/R	6-1	1B/3B	12	91	28	12	21	9	0	1	.308
1212		Cort Gerber	L/R	5-8	Util	10	1	0	4	0	0	0	0	.000
1313		Kade Allen	L/L	5-9	1B/P	11	0	1	0	1	0	0	0	.000
1414		Ethan Bell	R/R	6-0	P/OF	9	0	0	0	0	0	0	0	.000
1515		Justin Lammers	R/R	5-10	C	12	40	9	4	5	2	0	0	.225
1616		Logan Seger	L/R	5-10	P/INF	11	42	13	6	7	0	0	0	.310
1717		Chase Taylor	R/R	5-10	C/P	9	100	39	10	23	20	0	1	.390
2020		Jose Calderon	R/R	5-10	OF	12	6	0	1	0	0	0	0	.000
2121		Weston Allen	R/R	5-11	P/INF	10	2	0	0	0	0	0	0	.000
2222		Connor Oxley	R/R	5-9	C	10	5	1	0	1	0	0	0	.200
2525		Wes Keusch	R/R	6-1	P	10	1	1	0	0	1	0	0	1.000
<b>Totals</b>							<b>853</b>	<b>286</b>	<b>206</b>	<b>175</b>	<b>68</b>	<b>7</b>	<b>5</b>	<b>.335</b>

### Pitchers

Lt.	Dk.	Name	W/L	ERA	GS	CG	SV	IP	BF	H	R	ER	BB	SO	HBP
1	1	Camden Gasser	1-0	0.97	3	0	3	29.0	128	25	8	4	5	17	4
3	3	Joe LaGrange	0-0	21.00	0	0	0	1.0	10	4	4	3	1	0	1
6	6	Michael Brown	3-2	0.53	4	0	0	26.1	118	28	14	2	4	14	2
11	11	Max Sermersheim	2-1	2.02	2	1	0	17.1	77	13	11	5	5	9	2
13	13	Kade Allen	5-2	2.56	9	1	0	38.1	167	33	22	14	14	20	6
14	14	Ethan Bell	0-0	0.00	0	0	0	8.0	30	5	2	0	1	9	0
16	16	Logan Seger	11-0	1.28	9	5	1	60.0	243	47	11	11	11	38	8
17	17	Chase Taylor	0-1	3.09	0	0	1	11.1	50	5	6	5	6	15	6
21	21	Weston Allen	3-0	1.62	4	0	0	17.1	80	11	9	4	13	10	3
25	25	Wes Keusch	0-0	0.00	0	0	0	1.0	4	0	0	0	1	0	0
<b>Totals</b>			<b>25-6</b>	<b>1.60</b>	<b>31</b>	<b>7</b>	<b>5</b>	<b>210</b>	<b>907</b>	<b>171</b>	<b>87</b>	<b>48</b>	<b>61</b>	<b>132</b>	<b>32</b>

### State Finals History

First Appearance



Gene Mattingly  
1st Year (25-6)

### Season Results (25-6)

4/5	at Castle	L	7-8 (8)
4/6	at Floyd Central	W	9-5
4/10	Northeast Dubois	L	2-3
4/12	Princeton	W	2-0
4/17	North Posey	W	10-3
4/18	at Evansville Memorial	L	2-17
4/19	Loogootee	W	8-3
4/20	Forest Park	W	3-2
4/23	at South Spencer	W	9-3
4/25	at Tecumseh	W	1-0
4/26	at Pike Central	W	8-4
4/27	Silver Creek	L	1-2
4/28	Vincennes Lincoln	W	4-3
4/28	North Harrison	W	4-2
4/30	Evansville Mater Dei	W	5-0
5/2	at Corydon Central	W	14-7
5/3	Gibson Southern	L	1-2
5/4	Evansville Reitz	W	9-2
5/8	at Heritage Hills	W	6-2
5/10	Tell City	W	9-3
5/11	Jasper	W	2-1 (8)
5/15	Shoals	W	9-3
5/16	at Lanesville	W	17-7
5/17	Boonville	L	2-5
5/19	Evansville Central	W	2-1

### Southridge Sectional

5/23	Mitchell	W	12-0
5/28	Linton Stockton	W	5-1
5/28	North Knox	W	14-0

### Austin Regional

6/2	Switzerland County	W	12-1
6/2	North Posey	W	12-2


### Jasper Semi-State

6/9	Indianapolis Secina	W	7-2
-----	---------------------	---	-----



# Andrean Fighting 59ers

## Class 3A



Front Row (left to right): Charlie Jones, Jose Dehoyos, Liam Ochi, Zach Kammer, Clay Thompson, Tyler Nelson, Rigo Martinez, Jake Mullen; Back Row: Luke Stanich, Luck Bianco, Michael Doolin, Matt Lelito, Nick Fushi, Joe Rycerz, Tom Schutz, Joel Holtcamp

### Team Roster & Statistics

Lt.	Dk.	Name	B/T	Ht.	Pos.	Gr.	AB	H	R	RBI	2B	3B	HR	Avg.
1	1	Ben Warren	R/R	5-9	CR	11	0	0	11	0	0	0	0	.000
2	2	Tom Schutz	R/R	6-3	DH	12	56	18	18	13	3	0	0	.321
3	3	Luke Stanich	R/R	5-10	Util	12	19	6	8	3	1	9	0	.316
4	4	Michael Jarek	R/R	5-10	Util	9	11	2	3	1	0	0	0	.182
6	6	Michael Galanos	R/R	5-7	SS	9	3	0	0	0	0	0	0	.000
7	7	Liam Ochi	R/R	5-9	Util	12	83	11	12	10	1	1	0	.333
8	8	Jose DeHoyos	R/R	5-9	C	11	10	5	3	8	0	1	0	.500
9	9	Clay Thompson	L/L	5-9	CF-P	12	97	37	35	33	10	1	1	.381
10	10	Joel Holtcamp	R/R	6-1	OF-P	11	68	22	23	16	0	2	0	.353
11	11	Matt Lelito	R/R	6-4	3B	11	69	22	20	16	2	2	2	.319
12	12	Mason Sannito	L/L	5-11	P-OF	10	27	7	7	6	1	0	0	.259
13	13	Rigo Martinez	R/R	5-10	Util	11	26	10	4	8	2	0	0	.385
14	14	Zach Kammer	R/R	5-11	OF	11	30	10	19	6	1	0	1	.333
15	15	Nick Fushi	R/R	6-5	OF	12	86	30	26	30	10	2	2	.349
16	16	Jake Mullen	R/R	5-9	C	10	39	9	3	5	2	0	0	.231
20	20	Charlie Jones	B/R	5-6	2B	9	57	22	36	6	0	2	0	.386
21	21	Luke Bianco	R/R	6-3	OF	12	15	5	4	7	0	0	0	.333
22	22	Joe Rycerz	R/R	6-2	1B	12	91	33	24	36	10	0	5	.363
23	23	Michael Doolin	L/R	6-3	3B-P	11	106	34	22	35	9	0	2	.321
24	24	Tyler Nelson	R/R	5-8	SS-P	10	97	36	37	29	9	4	1	.371
<b>Totals</b>							<b>940</b>	<b>319</b>	<b>315</b>	<b>268</b>	<b>60</b>	<b>24</b>	<b>14</b>	<b>339</b>

### Pitchers

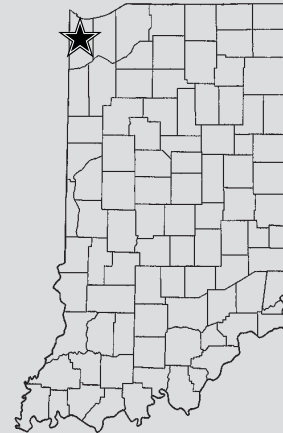
Lt.	Dk.	Name	W/L	ERA	GS	CG	SV	IP	BF	H	R	ER	BB	SO	HBP
9	9	Clay Thompson	9-1	1.64	10	6	2	55.1	233	43	25	13	26	77	4
10	10	Joel Holtcamp	4-3	2.59	5	1	0	32.1	136	25	18	12	14	36	4
21	21	Luke Bianco	3-1	1.90	2	1	0	25.2	113	17	9	7	14	26	4
23	23	Michael Doolin	10-1	0.67	12	7	2	72.2	290	39	17	7	25	116	4
24	24	Tyler Nelson	3-0	5.40	5	0	2	22.0	102	21	23	17	9	26	7
<b>Totals</b>			<b>30-6</b>	<b>1.88</b>	<b>34</b>	<b>15</b>	<b>6</b>	<b>208</b>	<b>874</b>	<b>145</b>	<b>92</b>	<b>56</b>	<b>88</b>	<b>281</b>	<b>23</b>

### State Finals History

State Champion: 2004-05 (3A), 2008-09 (3A), 2009-10 (3A), 2013-14 (3A), 2014-15 (3A)  
 Runner-Up: 2003-04 (3A)  
 State Finals Appearances: 2002-03 (3A), 2003-04 (3A), 2004-05 (3A), 2008-09 (3A), 2009-10 (3A), 2013-14 (3A), 2014-15 (3A), 2017-18 (3A)



Dave Pishkur  
39th Year (977-283)



### Team Facts

Town/City: Merrillville  
 County: Lake  
 Superintendent: Dr. Joe Majchrowicz  
 Principal: Dr. Tony Bonta  
 Athletic Director: Kelly Fitzgerald  
 Asst. Athletic Director: Kate Sarosy  
 Head Coach: Dave Pishkur  
 Assistant Coaches: Ryne Pishkur, Joe Plesac, Sal Aguilar, Mark Pishkur, Bob Ochi, Jordan Smolar, Shane Brogan  
 Student Manager(s): Madeline Howard, Joey Prasco  
 School Colors: Red and Gold  
 Conference: Northwest Crossroads  
 Enrollment: 450  
 Last Year's W-L Record: 26-8

### Season Results (30-6)

3/27	Brother Rice (IL)	W	3-1
3/31	Hebron	W	10-0
4/2	vs. Baylor School (TN)	W	1-0
4/2	vs. Friendship Academy (TN)	W	10-2
4/3	at Grace Christian (TN)	L	8-6 (9)
4/10	at Munster	W	5-2
4/11	Munster	W	9-7
4/19	at Kankakee Valley	W	29-2
4/19	at Kankakee Valley	W	18-0
4/20	Boone Grove	W	2-0
4/21	Illiana Christian	W	5-3
4/21	Illiana Christian	W	9-5
4/23	Lowell	W	10-7
4/24	at Lowell	W	11-0
4/26	at Valparaiso	W	11-1
4/27	Crete Monee (IL)	W	7-1
4/30	at Hobart	L	15-13
5/1	at Hobart	W	12-7
5/2	Mt. Carmel (IL)	L	7-3
5/3	Bishop Noll	W	7-0
5/5	at Crown Point	L	4-1
5/7	at Highland	W	10-3
5/8	Highland	W	7-0
5/9	at Hammond Morton	W	10-0
5/10	Marist (IL)	W	8-3
5/14	vs. Marian Catholic (IL)	W	7-0
5/17	vs. Providence Catholic (IL)	L	6-3
5/18	vs. Marist (IL)	L	12-2
5/19	vs. Montini (IL)	W	3-0
5/21	at North Newton	W	16-6

### Kankakee Valley Sectional

5/23	Kankakee Valley	W	15-1
5/25	Wheeler	W	16-3
5/28	Twin Lakes	W	10-0

### Griffith Regional

6/2	Griffith	W	11-1
6/2	SB St. Joseph	W	2-1

### Kokomo Semi-State

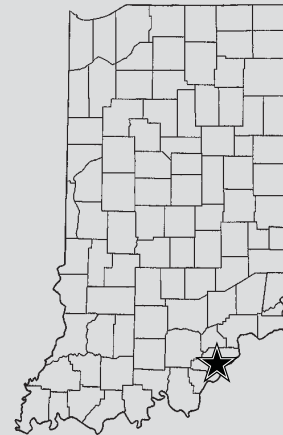
6/9	Jay County	W	13-2
-----	------------	---	------

# Silver Creek Dragons

## Class 3A



Front Row (left to right): Asst. Coach JD Ehringer, Elijah Bays, Gabe Falcone, Davis DeWitt, Tyler Wheeler, Drew Bush, Tyler Kapust, Dylan Murphy, Ryan Sierota, Bryson McNay, Asst. Coach Scott Jennings; Back Row: Head Coach Joe Decker, Asst. Coach Richie Ware, Iseis Lukes, Holden Groher, Dylan Whitt, Stephen Davis, Connor Young, Jack Hawkins, Sammy Barnett, Andrew Baxter, Graham Kerber, Kobe Coleman, trainer Ross Hofele, Asst. Coaches Jacob Barnett, Ryan Wheeler, Brent Falcone



### Team Facts

Town/City: Sellersburg  
 County: Clark  
 Superintendent: Dr. John Reed  
 Principal: Mike Crabtree  
 Athletic Director: Jeff Harrell  
 Asst. Athletic Director: Ben Ahlbrand  
 Head Coach: Joe Decker  
 Assistant Coaches: Richie Ware, Ryan Wheeler, Scott Jennings, Brent Falcone, Jacob Barnett, JD Ehringer  
 School Colors: Orange and Royal Blue  
 Conference: Mid Southern  
 Enrollment: 919  
 Last Year's W-L Record: 22-10

### Team Roster & Statistics

Lt.	Dk.	Name	B/T	Ht.	Pos.	Gr.	AB	H	R	RBI	2B	3B	HR	Avg.
1	1	Dylan Whitt	R/R	5-11	OF	11	77	33	25	16	2	0	1	.429
2	2	Elijah Bays	R/R	5-8	OF	11	14	3	23	2	1	0	0	.214
3	3	Davis DeWitt	R/R	5-11	2B	12	31	10	12	6	2	0	0	.323
4	4	Connor Young	R/R	6-3	1B	10	1	0	0	0	0	0	0	.000
5	5	Tyler Kapust	R/R	5-10	3B	11	56	20	24	22	6	0	4	.357
6	6	Stephen Davis	R/R	6-0	C	12	66	15	5	19	2	0	4	.227
10	10	Tyler Wheeler	R/R	6-0	SS/P	11	97	39	18	37	14	1	1	.402
11	11	Gabe Falcone	R/R	5-11	3B	11	52	11	11	11	4	0	1	.212
15	20	Andrew Baxter	R/R	6-0	OF	11	13	4	7	0	0	0	0	.308
16	14	Holden Groher	S/R	6-0	OF/SS	9	89	36	22	29	8	2	3	.404
19	13	Ryan Sierota	R/R	6-1	P/OF	12	14	3	20	4	1	0	1	.214
23	23	Sammy Barnett	L/L	6-3	P/1B	12	86	32	27	25	6	0	7	.372
24	24	Drew Bush	R/R	5-10	OF	12	52	13	21	12	3	0	0	.250
25	25	Dylan Murphy	R/R	5-9	C	11	3	0	1	1	0	0	0	.000
30	30	Jack Hawkins	R/R	6-5	1B	11	68	24	14	14	6	0	4	.353
34	34	Bryson McNay	R/R	5-9	2B	12	86	35	36	25	8	0	7	.407
35	35	Graham Kerber	R/R	5-10	SS	9	0	0	1	0	0	0	0	.000
40	40	Iseis Lukes	R/R	5-10	OF	12	1	0	2	0	0	0	0	.000
42	42	Kobe Coleman	L/L	12	6-0	OF	12	3	1	8	0	0	0	.333
<b>Totals</b>							<b>809</b>	<b>279</b>	<b>277</b>	<b>223</b>	<b>63</b>	<b>3</b>	<b>33</b>	<b>.345</b>

### Pitchers

Lt.	Dk.	Name	W/L	ERA	S	CG	SV	IP	BF	H	R	ER	BB	SO	HBP
10	10	Tyler Wheeler	11-0	2.64	11	6	0	61.0	258	47	32	23	17	81	8
16	14	Holden Groher	3-2	4.55	4	0	1	32.3	143	27	22	21	12	34	6
23	23	Sammy Barnett	6-1	2.39	9	4	0	41.0	174	30	19	14	13	65	5
34	34	Bryson McNay	3-0	3.00	2	0	1	21.0	89	18	11	9	9	26	2
<b>Totals</b>			<b>23-3</b>	<b>3.02</b>	<b>26</b>	<b>10</b>	<b>20</b>	<b>155.3</b>	<b>664</b>	<b>122</b>	<b>87</b>	<b>67</b>	<b>51</b>	<b>206</b>	<b>21</b>

### State Finals History

First Appearance



Joe Decker  
 17th Year (448-230)

### Season Results (26-3)

4/3	at Ballard (KY)	W	5-3
4/4	Trinity (KY)	W	14-9
4/5	Clarksville	W	14-5
4/9	at Salem	W	21-0
4/11	New Washington	W	12-0
4/12	Austin	W	14-0
4/17	Borden	W	14-8
4/19	South Central	W	13-0
4/21	at Shelby Co (KY)	W	9-2
4/21	at Franklin Co (KY)	W	2-1
4/25	at Jeffersonville	L	9-2
4/26	at Corydon	W	12-7
4/27	at Southridge	W	2-1
4/30	at Charlestown	W	8-6
5/1	Providence	L	17-6
5/3	North Harrison	W	14-3
5/7	at Eastern	W	18-1
5/9	Lanesville	W	18-0
5/10	Scottsburg	W	9-5
5/14	at Brownstown	W	5-1
5/15	New Albany	W	4-3
5/16	Jeffersonville	W	15-8
5/17	Madison	W	10-0
5/19	at Northview	L	7-0

### Silver Creek Sectional

5/24	Providence	W	7-3
5/25	Charlestown	W	8-2
5/28	North Harrison	W	9-0

### Evansville Bosse Regional

6/2	Batesville	W	6-4
6/2	Evansville Memorial	W	7-1

### Jasper Semi-State

6/9	Indian Creek	W	10-0
-----	--------------	---	------



# Fishers Tigers

## Class 4A



Front Row (left to right): Manager Cade Leist, Mason Thomas, Drew Hoffman, Tristan Baker, Jack Roudebush, Alex Klotz, Alex Jamieson, JJ Woolwine, Coach Jeff Harkin, and Coach Brice Davis; Middle Row: Coach Chris Hebert, Kiel Brenczewski, Ben Burton, Griffin Rhoads, Ethan Davies, Daniel Owens, TJ Ratliff, Grant Whetsel, and Manager Jackson Williams; Back Row: Coach Craig Huls, Coach Matt Poisel, Craig Yoho, AJ Waltermann, Collin Shelton, Kaid Muth, Luke Albright, Jon Vore, Nick Lukac, Matthew Wolff, Grant Richardson, Coach Matthew Cherry, and Coach Darren Simms

### Team Roster & Statistics

Lt.	Dk.	Name	B/T	Ht.	Pos.	Gr.	AB	H	R	RBI	2B	3B	HR	Avg.
1	1	Grant Richardson	L/L	6-2	OF/P	12	84	26	23	25	10	2	3	.310
3	3	Tristan Baker	R/R	5-11	P/IF	11	3	1	19	0	0	0	0	.333
4	4	Ben Burton	R/R	6-0	IF/OF	12	100	27	27	15	7	1	0	.270
6	6	Nick Lukac	R/R	6-0	IF	10	78	15	10	15	2	0	0	.192
10	10	TJ Ratliff	R/R	5-10	OF	12	6	2	4	0	0	0	0	.333
11	11	Alex Jamieson	R/R	5-11	C/1B	12	112	37	12	40	13	0	6	.330
13	13	Jack Roudebush	L/R	5-10	IF	12	92	21	18	23	8	1	0	.228
15	15	Matthew Wolff	R/R	6-2	UT/P	12	103	41	29	35	9	1	2	.398
18	18	Daniel Owens	R/R	6-0	IF/P	11	38	7	9	8	2	1	0	.184
20	20	Colin Shelton	R/R	6-0	OF	10	14	6	9	4	2	0	0	.429
21	21	Grant Whetsel	R/R	5-11	OF	10	17	4	18	1	0	1	0	.235
22	22	Craig Yoho	R/R	6-3	IF	12	104	43	48	24	13	0	5	.413
23	23	Kiel Brenczewski	R/R	6-1	C/IF	11	120	45	19	37	11	1	5	.375
24	24	JJ Woolwine	S/R	5-11	OF	11	111	41	34	17	8	2	4	.369
<b>Totals</b>							<b>987</b>	<b>315</b>	<b>282</b>	<b>244</b>	<b>85</b>	<b>10</b>	<b>25</b>	<b>.319</b>

### Pitchers

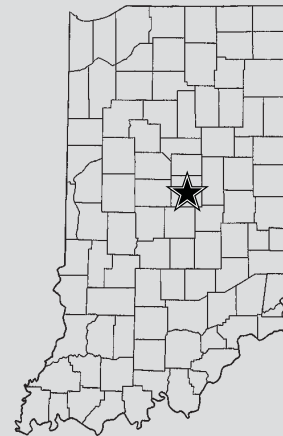
Lt.	Dk.	Name	W/L	ERA	GS	CG	SV	IP	BF	H	R	ER	BB	SO	HBP
1	1	Grant Richardson	5-0	2.86	7	2	1	41.2	191	30	19	17	30	75	7
2	2	Alex Klotz	1-0	2.63	0	0	0	13.1	70	13	12	5	14	14	3
3	3	Tristan Baker	1-1	10.2	1	0	1	11.2	71	17	21	17	12	9	4
7	7	Drew Hoffman	1-1	7.00	0	0	0	7.0	42	7	11	7	7	11	2
8	8	Luke Albright	8-2	2.98	12	4	0	63.1	285	50	33	27	25	88	10
9	9	Griffin Rhoads	1-0	5.00	0	0	0	7.0	37	10	6	5	3	9	1
12	12	Jon Vore	2-1	2.89	8	0	0	36.1	175	39	29	15	18	38	5
15	15	Matthew Wolff	3-1	1.79	0	0	6	15.2	62	7	5	4	5	22	3
18	18	Daniel Owens	1-0	1.40	0	0	0	10.0	44	7	5	2	5	15	0
25	25	Mason Thomas	4-0	1.78	6	0	0	23.2	115	13	14	6	25	30	7
<b>Totals</b>			<b>28-7</b>	<b>3.55</b>	<b>35</b>	<b>6</b>	<b>8</b>	<b>240.2</b>	<b>1163</b>	<b>210</b>	<b>173</b>	<b>122</b>	<b>162</b>	<b>325</b>	<b>46</b>

### State Finals History

First Appearance



Matthew Cherry  
12th Year (204-71-1)



### Team Facts


Town/City: Fishers  
 County: Hamilton  
 Superintendent: Dr. Allen Bourff  
 Principal: Jason Urban  
 Athletic Directors: Jim Brown, Rob Seymour  
 Head Coach: Matthew Cherry  
 Assistant Coaches: Darren Simms, Jeff Harkin, Brice Davis, Craig Huls, Chris Hebert, Matt Poisel  
 Student Manager(s): Cade Leist, Jackson Williams  
 School Colors: Red, Silver, White  
 Conference: Hoosier Crossroads  
 Enrollment: 3,384  
 Last Year's W-L Record: 27-6

### Season Results (28-7)

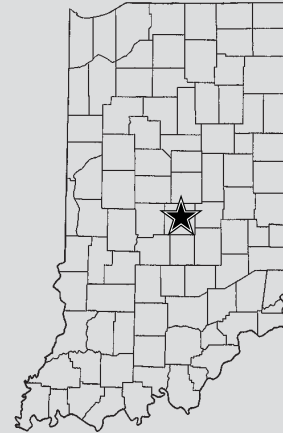
3/26	vs. Homestead	W	5-4
3/30	vs. Station Camp (TN)	W	10-4
3/30	vs. Siegel (TN)	L	13-5
3/31	vs. Shelbyville Central (TN)	W	8-1
3/31	vs. Stewarts Creek (TN)	L	8-7
4/5	at Noblesville	W	3-0
4/5	at Noblesville	W	7-2
4/6	Noblesville	L	6-3
4/10	at Greenfield-Central	W	13-8
4/12	Hamilton Southeastern	W	16-3
4/13	at Hamilton Southeastern	W	10-8
4/13	at Hamilton Southeastern	W	12-2
4/17	Mt. Vernon	W	16-14
4/19	at Brownsburg	W	12-2
4/20	Brownsburg	W	8-7 (10)
4/21	at Brownsburg	W	19-6
4/26	Avon	W	7-0
4/27	at Avon	L	11-8
4/28	Avon	W	5-2
5/1	Columbus East	L	12-10
5/2	at McCutcheon	L	11-2
5/4	Carmel	W	9-7
5/7	New Palestine	W	13-2
5/10	at Westfield	W	4-2
5/11	Westfield	L	6-4
5/12	at Westfield	W	6-0
5/14	at Columbus North	W	7-3
5/17	Zionsville	W	6-3
5/18	at Zionsville	W	8-3
5/19	Zionsville	W	7-5
<b>Noblesville Sectional</b>			
5/28	North Central	W	4-2
5/28	Noblesville	W	5-3
<b>Lafayette Jefferson Regional</b>			
6/2	Zionsville	W	6-5
6/2	Carroll (FW)	W	12-5 (9)
<b>Plymouth Semi-State</b>			
6/9	Chesterton	W	5-3

# Indpls. Cathedral Fighting Irish

## Class 4A



Front Row (left to right): Mason Pruitt, Mack Murphy, Cade Conlon, Mitch Bertrand, Collin Greene, Carson Caito;  
 Middle Row: Cole Vassilo, Jared Poland, Kyle Cortner, Seth Link, Sam Phillips, Bo Sanders, Alex Maley, Peyton Schofield;  
 Back Row: Jordan Owsley, Jeremy Sinsabaugh, Ed Freije, Derek Haslett, Evan Uhland, Wyatt Ferguson, Alex Scherer, Austin Green, Keith Yost; Not Pictured: Coach Brad Pearson, Coach Will Hunker, Daylen Hall



### Team Facts

Town/City: Indianapolis  
 County: Marion  
 President: Robert Bridges  
 Principal: Dave Worland  
 Athletic Director: Doug Seagrave  
 Asst. Athletic Director: Terry Fox  
 Head Coach: Ed Freije  
 Assistant Coaches: Brad Pearson, Jeremy Sinsabaugh, Austin Green, Keith Yost, Will Hunker  
 Student Manager(s): Jordan Owsley  
 School Colors: Navy Blue, Green, Gold  
 Conference: Independent  
 Enrollment: 1,180  
 Last Year's W-L Record: 29-0

### Team Roster & Statistics

Lt.	Dk.	Name	B/T	Ht.	Pos.	Gr.	AB	H	R	RBI	2B	3B	HR	Avg.
2	2	Alex Scherer	R/R	6-3	P	12	19	6	4	4	0	0	1	.316
3	3	Seth Link	R/R	5-11	OF	12	65	17	12	3	3	0	0	.262
4	4	Collin Greene	R/R	5-10	C	12	88	29	7	20	5	0	2	.330
5	5	Bo Sanders	R/R	6-2	OF	11	82	23	14	8	5	2	1	.280
6	6	Mitch Bertrand	R/R	5-10	IF/P	11	72	19	10	10	1	1	0	.264
7	7	Peyton Schofield	L/L	5-11	IF/P	11	40	12	7	11	3	0	0	.300
10	10	Wyatt Ferguson	R/R	6-0	P	12	2	1	1	2	1	0	0	.500
12	12	Derek Haslett	R/R	6-4	IF/P	11	48	9	7	7	2	0	0	.188
15	15	Mason Pruitt	L/L	5-8	OF	11	2	0	11	0	0	0	0	.000
18	18	Cole Vassilo	R/R	6-0	IF	11	94	33	16	19	11	0	1	.351
20	20	Mack Murphy	L/R	5-11	OF	12	107	31	27	17	9	2	3	.290
24	24	Sam Phillips	R/R	6-1	P/IF	11	13	2	1	0	1	0	0	.154
25	25	Jared Poland	R/R	6-0	IF/P	12	101	39	27	28	3	11	8	.386
28	28	Daylen Hall	L/L	5-8	OF	10	0	0	5	0	0	0	0	.000
30	30	Evan Uhland	R/R	6-2	OF	12	98	24	17	20	3	2	1	.245
32	32	Alex Maley	R/R	5-10	P	11	0	0	0	0	0	0	0	.000
38	38	Cade Conlon	R/R	5-11	C	09	30	5	2	2	3	0	0	.167
42	42	Carson Caito	L/L	5-8	OF	11	0	0	7	0	0	0	0	.000
44	44	Kyle Cortner	L/L	6-2	P/IF	10	3	1	0	1	0	0	0	.333

**Totals** **864 251 175 152 50 18 17 .290**

### Pitchers

Lt.	Dk.	Name	W/L	ERA	GS	CG	SV	IP	BF	H	R	ER	BB	SO	HBP
6	6	Mitch Bertrand	3-1	0.67	0	0	7	21.0	95	17	6	2	10	17	4
7	7	Peyton Schofield	5-2	1.71	10	1	0	49.0	215	28	21	12	34	69	7
12	12	Derek Haslett	7-0	1.75	7	1	0	52.0	216	49	22	13	10	50	2
24	24	Sam Phillips	2-1	2.20	2	0	1	28.2	121	20	11	9	16	34	0
25	25	Jared Poland	5-3	1.16	8	1	0	48.1	201	29	16	8	24	69	1

**Totals** **23-8 1.83 32 3 11 219 941 161 92 57 111 263 14**

### State Finals History

State Champion: 2000-01 (3A), 2006-07 (4A), 2016-17 (4A)  
 Runner-Up: 2005-06 (4A), 2009-10 (4A), 2010-11 (4A), 2012-13 (4A)  
 State Finals Appearances: 2000-01 (3A), 2005-06 (4A), 2006-07 (4A), 2009-10 (4A), 2010-11 (4A), 2012-13 (4A), 2016-17 (4A), 2017-18 (4A)



Ed Freije  
 2nd Year (52-8-1)

### Season Results (23-8-1)

3/26	at Noblesville	L	3-2 (9)
3/31	vs. Roncalli	W	10-8
3/31	vs. Center Grove	W	9-2
4/7	Brebeuf	W	4-0
4/7	Brebeuf	W	3-0
4/9	West Vigo	T	2-2
4/11	at Franklin Central	W	11-5
4/13	vs. Edwardsville (IL)	W	13-3 (5)
4/13	vs. Joliet Catholic (IL)	L	6-4
4/14	vs. Mason (OH)	L	2-1
4/17	at New Palestine	L	4-3
4/19	Columbus East	W	1-0
4/20	at Jasper	W	4-3
4/21	vs. Evansville Central	W	7-2
4/25	at Brownsburg	W	3-1
4/26	at Bloomington North	L	4-2
4/27	Columbus North	L	3-0
5/1	Lafayette Central Catholic	W	3-2 (8)
5/2	Herron	W	11-0 (5)
5/4	Bishop Chatard	W	6-4
5/5	Huntington North	L	8-6
5/8	at Zionsville	W	9-2
5/9	Lawrence North	W	4-3
5/11	at Warren Central	W	10-0 (6)
5/14	vs. Heritage Christian	L	6-2
5/16	at Bishop Chatard	W	11-5
5/17	Cardinal Ritter	W	8-3

### Warren Central Sectional

5/24	Warren Central	W	5-4
5/28	New Palestine	W	5-3

### Decatur Central Regional

6/2	Roncalli	W	6-3
6/2	Terre Haute South	W	5-0

### Plainfield Semi-State

6/9	Castle	W	5-1 (8)
-----	--------	---	---------