

# Lanesville Eagles

## Class A



Front Row (left to right): Brandon Miniard, Justin Bailey, Owen Kerr, Noah Jones, Tristin Brown, Aaron Lockman, Brenden Bube, Isaac Casabella; Middle Row: Ridge Hess, Evan Peele, Logan Sutherland, Greg Daly, Zach Fink, Gabe Gowens, Ethan Purdy; Back Row: Tim Oberdieck, Cameron Harvey, Ryan McCubbins, Dakota Fonda, Tommy Tidstrom, Mitchell Bailey

### Team Roster & Statistics

Lt.	Dk.	Name	B/T	Ht.	Pos.	Gr.	AB	H	R	RBI	2B	3B	HR	Avg.
00	00	Brenden Bube	R/R	5-9	INF/P	12	4	2	1	0	0	0	0	.500
1	1	Logan Sutherland	R/R	5-9	INF	11	12	2	2	0	0	0	0	.167
2	2	Aaron Lockman	R/R	5-7	C	9	17	4	2	3	1	0	0	.235
3	3	Ridge Hess	R/R	5-10	INF/OF	12	6	3	4	3	2	0	0	.500
4	4	Greg Daly	R/R	5-10	OF	12	75	24	31	9	3	0	1	.320
6	6	Owen Kerr	L/L	5-11	OF	11	1	0	5	0	0	0	0	.000
7	7	Justin Bailey	R/R	5-8	INF	9	0	0	1	0	0	0	0	.000
9	9	Dakota Fonda	R/R	5-11	C	12	1	0	0	0	0	0	0	.000
10	10	Ethan Purdy	R/R	5-10	INF	11	0	0	15	0	0	0	0	.000
11	11	Tristin Brown	R/R	5-9	OF/P	12	2	1	2	1	1	0	0	.500
12	12	Evan Peele	R/R	5-9	C	12	80	32	5	27	10	0	3	.400
14	14	Ryan McCubbins	R/R	6-0	OF/P	12	74	27	22	18	11	3	1	.365
15	15	Isaac Casabella	R/R	5-7	OF	9	29	9	9	3	0	0	0	.310
16	16	Zach Fink	R/R	5-11	INF/P	9	65	21	13	13	2	2	0	.323
18	18	Cameron Harvey	R/R	6-4	1B/P	12	81	29	20	17	7	2	2	.358
19	19	Tim Oberdieck	R/R	6-4	OF	12	5	0	0	0	0	0	0	.000
20	20	Gabe Gowens	R/R	5-10	3B/C	9	4	0	0	0	0	0	0	.000
22	22	Tommy Tidstrom	R/R	6-2	1B	12	74	24	17	20	9	0	3	.324
23	23	Noah Jones	R/R	5-7	3B	11	58	15	10	11	1	0	1	.259
25	25	Mitchell Bailey	R/L	6-3	OF/1B/P	11	80	29	13	19	4	1	0	.362
<b>Totals</b>							<b>667</b>	<b>222</b>	<b>173</b>	<b>145</b>	<b>51</b>	<b>8</b>	<b>11</b>	<b>.333</b>

### Pitchers

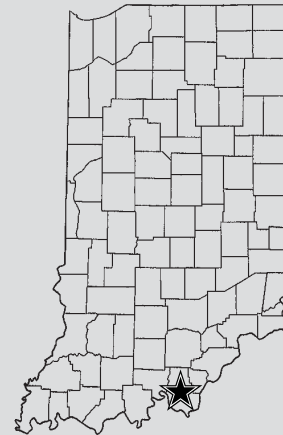
Lt.	Dk.	Name	W/L	ERA	GS	CG	SV	IP	BF	H	R	ER	BB	SO	HBP
00	00	Brenden Bube	1-0	.000	1	0	1	6.0	23	1	0	0	3	14	0
4	4	Greg Daly	2-0	1.86	0	0	1	15.0	60	13	5	4	9	25	0
11	11	Tristin Brown	0-0	1.13	0	0	0	12.1	57	10	2	2	8	10	1
18	18	Cameron Harvey	8-2	1.38	11	3	0	65.2	260	41	26	13	17	100	5
25	25	Mitchell Bailey	6-2	2.33	8	1	0	42.0	211	41	31	14	19	51	2
<b>Totals</b>			<b>19-6</b>	<b>2.42</b>	<b>25</b>	<b>4</b>	<b>3</b>	<b>164.1</b>	<b>728</b>	<b>132</b>	<b>88</b>	<b>57</b>	<b>73</b>	<b>217</b>	<b>12</b>

### State Finals History

Runner-Up: 2016 (A)  
Appearances: 2016 (A), 2017 (A)



Zach Payne  
3rd Year (50 - 27)



### Team Facts

Town/City: Lanesville  
County: Harrison  
Superintendent: Steve Morris  
Principal: Steve Morris  
Athletic Director: Mark Lambertus  
Head Coach: Zach Payne  
Assistant Coaches: Josh Smith, Cristan Ensley, Kyle Erwin, Jim Smith  
Student Manager(s): Brandon Miniard  
School Colors: Purple and White  
Conference: Southern Athletic  
Enrollment: 258  
Last Year's W-L Record: 15-12

### Season Results (19 - 6)

3/29	Scottsburg	W	10-0 (5)
4/1	at Seymour	L	14-2 (5)
4/3	at Orleans	W	14-0 (5)
4/7	at Eastern (Pekin)	W	14-3 (6)
4/8	Southport	L	6-2
4/8	Southport	L	8-6
4/10	at West Washington	W	8-3
4/15	Providence	L	12-2
4/15	Austin	W	5-3
4/20	Clarksville	L	8-5
4/21	at Borden	W	6-4 (8)
4/25	South Central	W	3-2 (9)
4/27	Henryville	W	5-0
5/3	at Floyd Central	L	4-0
5/9	Cannelton	W	14-1 (5)
5/10	Silver Creek	W	10-4
5/13	Hauser	W	4-2
5/16	Crothersville	W	12-0 (5)
5/17	at Southridge	W	9-7 (9)
5/20	Trinity Lutheran	W	8-3

### South Central Sectional

5/27	New Washington	W	14-1 (5)
5/29	Borden	W	1-0

### Loogootee Regional


6/3	Loogootee	W	6-0
6/3	Northeast Dubois	W	7-1

### Jasper Semi-State

6/10	Indianapolis Lutheran	W	6-2
------	-----------------------	---	-----

# Rossville Hornets

## Class A



Front Row (L-R): Nate Clendenen, Gabe Grizzle, Payton Dennison, Mark Soiseth, Carson Disinger, Layne Huffman, Blake Reagan, Ethan Hathaway (not currently playing); Middle Row: Corbin Beard, Ray Rodkey, Logan Mathews, Dawson Jacoby, Kelton Saylor, Matt Homco, Quentin Smith; Back Row: Head Coach Brad Scott, Harrison Whiteman, Brock Stonebraker (not currently playing), Ben Rodkey, Trevor Waggoner, Nathan Price, Assistant Coach Jon Jacoby

### Team Roster & Statistics

Dk.	Name	B/T	Ht.	Pos.	Gr.	AB	H	R	RBI	2B	3B	HR	Avg.
1	Payton Dennison	R/R	5-8	RF/P	10	83	29	17	36	6	0	1	.434
2	Matt Homco	R/R	5-11	SS/P	12	103	39	37	36	12	6	5	.379
3	Harrison Whiteman	R/R	6-1	1B	12	16	0	7	0	0	0	0	.000
4	Logan Mathews	R/R	5/8	OF	9	5	1	9	1	0	0	0	.200
5	Mark Soiseth	R/R	5/7	INF	10	92	19	21	12	2	0	0	.207
7	Gabe Grizzle	R/R	5/7	3B	11	25	6	3	2	0	0	0	.240
8	Nate Clendenen	R/R	5/9	LF	12	87	21	26	17	2	0	0	.241
9	Ben Rodkey	R/R	5/10	C/OF	11	16	3	5	3	0	0	0	.188
10	Nathan Price	R/R	6-2	P	10	2	0	0	0	0	0	0	.000
11	Corbin Beard	R/R	5-10	C	10	88	32	13	14	9	0	0	.364
12	Ray Rodkey	R/R	5-10	OF	11	49	14	17	11	0	2	0	.286
14	Dawson Jacoby	R/R	5-9	NF/OF	10	97	26	22	16	0	0	0	.268
15	Carson Disinger	R/R	5-7	IF	9	2	0	1	0	0	0	0	.000
16	Kelton Saylor	R/R	5-9	CF	10	80	23	24	10	3	0	0	.287
17	Quentin Smith	R/R	5-9	OF	10	0	0	1	0	0	0	0	.000
18	Layne Huffman	R/R	5-7	INF	9	0	0	0	0	0	0	0	.000
20	Trevor Waggoner	R/R	5-10	INF/P	12	86	23	27	21	3	1	1	.267
<b>Totals</b>						<b>831</b>	<b>236</b>	<b>230</b>	<b>179</b>	<b>37</b>	<b>9</b>	<b>7</b>	<b>.198</b>

### Pitchers

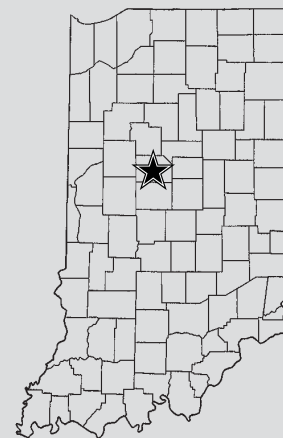
Lt.	Dk.	Name	W/L	ERA	GS	CG	SV	IP	BF	H	R	ER	BB	SO	HBP
2		Matt Homco	1-1	3.11	0	--	5	18.0	--	17	14	8	10	19	1
1		Payton Dennison	1-2	7.00	4	--	0	13.0	--	14	23	13	22	12	3
22		Kelton Saylor	6-0	2.25	4	--	0	31.0	--	26	13	10	14	23	4
14		Dawson Jacoby	5-4	2.51	9	--	0	61.1	--	66	47	22	14	27	12
20		Trevor Waggoner	11-1	1.63	14	--	0	68.1	--	62	34	16	21	70	3
<b>Totals</b>			<b>24-8</b>	<b>3.25</b>	<b>31</b>	<b>--</b>	<b>5</b>	<b>191.2</b>	<b>--</b>	<b>185</b>	<b>131</b>	<b>69</b>	<b>81</b>	<b>151</b>	<b>23</b>

### State Finals History

State Champion: 2000 (A)  
Appearances: 2000 (A), 2017 (A)



Brad Scott  
2nd Year (35-19)



### Team Facts

Town/City: Rossville  
County: Clinton  
Superintendent: Dr. James Hanna  
Principal: Mr. Michael Gick  
Athletic Director: Mr. Bob Knapp  
Head Coach: Brad Scott  
Assistant Coach(es): Jon Jacoby  
Student Managers: N/A  
School Colors: Red & White  
Conference: Hoosier Heartland Conference  
Enrollment: 287  
Last Year's W-L Record: 13-15

### Season Results (24-8)

4/1	Alexandria	L	2-0
4/1	Peru	W	6-4
4/3	Caston	W	6-0
4/7	Frankfort	W	12-3
4/8	Attica	W	8-4
4/8	Attica	W	13-8
4/11	Taylor	W	9-2
4/12	Delphi	W	8-4
4/15	Tri County	W	12-5
4/15	Tri County	W	15-5
4/18	Clinton Central	W	5-4
4/21	Carroll	L	4-3
4/21	Carroll	L	10-6
4/24	Faith Christian	W	14-2
4/27	North White	W	2-1
5/2	Frontier	W	5-2
5/2	Frontier	W	11-1
5/5	Harrison	L	11-0
5/6	Clinton Prairie	W	11-1
5/6	Clinton Prairie	W	4-1
5/9	West Lafayette	L	20-8
5/10	Tri-Central	W	9-3
5/11	Logansport	L	6-0
5/15	Tipton	W	9-7
5/17	Eastern	L	8-5
5/18	Kokomo	L	12-0
5/22	Twin Lakes	W	7-1

### Frontier Sectional

5/29	Pioneer	W	11-4
5/29	Clinton Central	W	12-7

### Carroll Regional


6/3	Daleville	W	11-3
6/3	Hagerstown	W	6-4

### Plymouth Semi-State

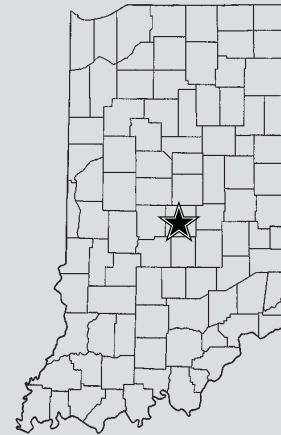
6/10	South Newton	W	3-0
------	--------------	---	-----

# Indpls. Cardinal Ritter Raiders

## Class 2A



Front Row (left to right): Coach Fred Sheats, Ben McCall, Brian Eisele, Brian Bacon, Blake Malatestinic, Alex Vela, Autry Gaynor, Dillon Olejnik; Back Row: Coach Scott Leverenz, Coach Greg Gough, LeRon Fleming, Joey Gruber, Jake Kluemper, Jack Henninger, Dan, Bayler, Henry Woodcock, Kyle Price, Damien Wallace, Joey Wynne, Ben Egenolf, Bryce Giebel, Grant Eifert, Dalton Hicks, Drew Scott (Fan) Head Coach Dave Scott, David Scott III. (Fan), Coach Emeritus David Scott, Sr., Trainer Dionne Weems, Coach Mike DeChant



### Team Facts

Town/City: Indianapolis  
 County: Marion  
 President: Jo Hoy  
 Principal: Matt Hollowell  
 Athletic Director: Jim Martin  
 Head Coach: Dave Scott  
 Assistant Coaches: Mike DeChant, Scott Leverenz, David Scott, Greg Gough, Fred Sheats, Nate Mills  
 School Colors: Black, Red and Silver  
 Conference: Indiana Crossroads  
 Enrollment: 563  
 Last Year's W-L Record: 17-10

### Team Roster & Statistics

Lt.	Dk.	Name	B/T	Ht.	Pos.	Gr.	AB	H	R	RBI	2B	3B	HR	Avg.
2	2	Brian Eisele	R/R	5-9	C	12	16	1	15	0	0	0	0	.125
3	3	Alex Vela	R/R	5-11	SS	12	94	40	37	25	6	1	1	.426
4	4	Autry Gaynor	R/R	5-10	1B	12	47	13	20	7	1	0	0	.298
6	6	Kyle Price	L/R	5-6	2B	11	78	23	23	28	9	0	0	.295
7	7	Gus Esterline	R/R	6-0	P/OF	11	1	0	0	1	0	0	0	.000
8	8	Brian Bacon	L/R	5-10	P/3B	12	64	19	12	15	2	0	0	.297
9	9	Blake Malatestinic	R/R	5-10	P/2B	12	71	31	28	27	8	0	1	.437
10	10	Ben Egenolf	R/R	5-11	Util	11	85	31	27	28	6	0	0	.365
11	11	Jake Kluemper	L/R	6-0	OF	11	100	47	33	39	5	0	1	.470
12	12	Dillon Olejnik	R/R	6-1	C	11	69	22	7	17	3	0	1	.319
14	14	Damien Wallace	R/R	6-2	P	10	6	1	2	0	0	0	0	.167
15	15	Joey Gruber	R/R	6-3	Util	10	8	2	5	1	1	0	0	.250
18	18	Henry Woodcock	R/R	6-4	1B	11	43	12	10	15	3	0	0	.279
20	20	LeRon Fleming	R/R	5-10	C	10	9	2	2	0	0	0	0	.222
21	21	Luke Shearer	R/R	6-1	P/OF	11	58	19	24	23	3	1	0	.328
23	23	Dalton Hicks	R/R	5-9	OF	10	1	0	1	0	0	0	0	.000
24	24	Jack Henninger	R/R	6-1	P	9	2	1	1	1	0	0	0	.500
27	27	Dan Bayler	R/R	5-9	OF	10	0	0	0	0	0	0	0	.000
28	28	Ben McCall	R/R	5-9	OF	11	0	0	3	0	0	0	0	.000
43	43	Grant Eifert	R/R	5/9	2B	10	2	1	14	3	0	0	0	.500

**Totals** 756 268 266 222 47 2 4 .354

### Pitchers

Lt.	Dk.	Name	W/L	ERA	GS	CG	SV	IP	BF	H	R	ER	BB	SO	HBP
8	8	Brian Bacon	9-2	2.46	11	8	0	65.1	269	51	26	23	22	36	4
9	9	Blake Malatestinic	11-1	0.49	12	7	0	72.0	278	39	16	5	20	77	3
10	10	Ben Egenolf	0-0	3.50	0	0	1	4.0	17	4	2	2	3	1	0
18	18	Henry Woodcock	3-0	2.06	3	2	0	17.0	68	5	7	5	9	16	4
21	21	Luke Shearer	3-0	3.29	4	1	1	27.2	132	25	14	13	18	26	5

**Totals** 27-3 1.89 30 18 2 186 764 124 65 48 72 156 16

### State Finals History

First Appearance



Dave Scott  
11th Year (151-105)

### Season Results (27-3)

4/4	at North Montgomery	W	1-0
4/6	vs. Eastern Hancock	W	11-1 (5)
4/8	Tri-West	W	6-5
4/8	Tri-West	W	10-1
4/11	Cathedral	L	4-1
4/12	at Brownsburg	W	2-1
4/15	Western Boone	W	10-0 (6)
4/15	Western Boone	W	10-0 (6)
4/18	Lutheran	W	10-0 (5)
4/19	at Monrovia	W	12-2
4/25	Beech Grove	W	4-0
4/26	Speedway	W	14-2 (5)
5/1	at Alexandria	W	13-3
5/2	Perry Meridian	W	9-4
5/3	Covenant Christian	W	10-0 (5)
5/5	vs. Heritage Christian	L	4-1
5/8	at Sccecina Memorial	W	8-1
5/10	Park Tudor	W	15-5 (5)
5/12	Irvington Prep	W	21-0 (5)
5/13	at Triton Central	W	23-9 (6)
5/15	a University	W	1-0
5/16	Bishop Chatard	W	10-0 (5)
5/18	Heritage Christian	W	12-4
5/22	Ben Davis	L	5-2

### Park Tudor Sectional

5/25	Covenant Christian	W	9-1
5/29	Sccecina Memorial	W	11-5
5/29	Cascade	W	5-2

### Park Tudor Regional


6/3	Southmont	W	6-4
6/3	Heritage Christian	W	5-2

### Plainfield Semi-State

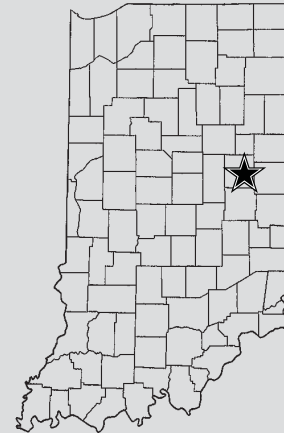
6/10	Providence	W	5-1
------	------------	---	-----

# Wapahani Raiders

## Class 2A



Front Row (left to right): Trainer Brock Reagan, Drew Luce, Isaiah Brosher, Corbin Priddy, Tysen Lipscomb, Alec Summers, Garrett Stanley, Luke Galbraith, Evan Rausch, Riley Longfellow; Back Row: Asst. Coach Jason Dudley, Asst. Coach Randy Murphy, Carter Smithson, Josh Herbst, Stephen Vickery, Chandler Wise, Drew Young, Jacob Feistritzer, Braxton Davis, Seth Adams, Riley Porter, Brevan Rivers, Asst. Coach Willie Pease, Head Coach Brian Dudley



### Team Facts

Town/City: Selma  
 County: Delaware  
 Superintendent: Bryan Rausch  
 Principal: Mark Fahey  
 Athletic Director: Matt Luce  
 Head Coach: Brian Dudley  
 Assistant Coaches: Jason Dudley, Randy Murphy, Willie Pease, Blake Turner  
 Student Managers: Cory Huffman  
 School Colors: Red and Black  
 Conference: Mid-Eastern  
 Enrollment: 379  
 Last Year's W-L Record: 21-7

### Team Roster & Statistics

Lt.	Dk.	Name	B/T	Ht.	Pos.	Gr.	AB	H	R	RBI	2B	3B	HR	Avg.
3	3	Tysen Lipscomb	L/R	5-9	C	10	104	35	28	26	9	1	3	.337
4	4	Riley Longfellow	R/R	5-8	2B	10	1	0	6	0	0	0	0	.000
5	5	Alec Summers	R/R	6-3	P/2B	12	53	15	12	12	2	1	0	.283
6	6	Luke Galbraith	R/R	5-6	SS	10	0	0	0	0	0	0	0	.000
7	7	Evan Rausch	R/R	5-4	2B	9	2	1	0	0	0	0	0	.500
8	8	Stephen Vickery	R/R	5-9	2B/SS	11	93	30	24	10	1	0	0	.323
9	9	Drew Luce	L/L	5-11	P/OF	9	1	0	2	0	0	0	0	.000
10	10	Seth Adams	R/R	5-11	OF	9	35	6	9	3	0	0	0	.171
11	11	Isaiah Brosher	L/L	5-11	OF	10	80	19	12	9	1	0	0	.238
12	12	Chandler Wise	R/R	6-0	P/SS	11	95	30	21	22	6	1	3	.316
13	13	Josh Herbst	R/R	6-2	OF	9	0	0	0	0	0	0	0	.000
14	14	Carter Smithson	R/R	5-10	OF	9	0	0	0	0	0	0	0	.000
15	15	Garrett Stanley	R/R	5-10	OF	10	87	30	18	19	6	0	0	.345
16	16	Jacob Feistritzer	R/R	5-11	OF	11	52	9	7	4	0	0	0	.173
17	17	Brevan Rivers	R/R	6-1	P/3B	10	17	6	3	4	1	0	0	.353
21	21	Riley Porter	R/R	5-10	P/3B	10	4	1	1	1	0	0	1	.250
22	22	Braxton Davis	R/R	6-2	P/3B	9	31	10	7	6	0	0	0	.323
23	23	Drew Young	R/R	6-1	P/1B	10	89	30	16	24	4	1	1	.337
24	24	Corbin Priddy	R/R	5-11	P/1B	12	53	10	5	9	0	0	1	.189
<b>Totals</b>							<b>810</b>	<b>237</b>	<b>176</b>	<b>152</b>	<b>31</b>	<b>4</b>	<b>9</b>	<b>.293</b>

### Pitchers

Lt.	Dk.	Name	W/L	ERA	GS	CG	SV	IP	BF	H	R	ER	BB	SO	HBP
5	5	Alec Summers	6-2	1.58	7	5	1	48.2	196	39	13	11	7	70	6
9	9	Drew Luce	1-1	5.40	2	0	0	11.2	60	14	12	9	13	13	1
12	12	Chandler Wise	5-3	2.45	10	3	0	54.1	226	45	33	19	27	63	18
17	17	Brevan Rivers	2-0	0.00	0	0	1	3.0	10	1	0	0	0	5	0
21	21	Riley Porter	2-1	4.78	3	0	1	26.1	118	25	21	18	11	23	1
22	22	Braxton Davis	0-0	10.50	0	0	0	2.2	15	4	4	4	3	0	0
23	23	Drew Young	2-3	2.90	7	3	0	41.0	186	40	24	17	13	27	2
24	24	Corbin Priddy	1-1	3.75	1	1	0	9.1	37	9	5	5	1	6	0
<b>Totals</b>			<b>19-11</b>	<b>2.96</b>	<b>30</b>	<b>12</b>	<b>3</b>	<b>198.2</b>	<b>848</b>	<b>177</b>	<b>112</b>	<b>83</b>	<b>75</b>	<b>207</b>	<b>28</b>

### State Finals History

State Champion: 2014 (2A)  
 Runner-Up: 2004 (2A)  
 Appearances: 2004 (2A), 2014 (2A), 2017 (2A)



Brian Dudley  
 34th Year (716-287)

### Season Results (19-11)

4/1	Muncie Central	W	4-3
4/3	New Castle	L	3-2
4/8	at Homestead	L	6-5
4/8	at Homestead	L	7-4
4/11	at Blue River Valley	W	19-0
4/12	at Randolph Southern	W	9-1
4/13	at Jay County	L	1-0
4/15	Northeastern	W	7-6
4/15	Northeastern	L	6-3
4/17	at Wes-Del	W	13-2
4/18	Frankton	L	10-5
4/19	at Muncie Burris	W	21-4
4/21	at Alexandria	W	7-4
4/24	Yorktown	W	5-4
4/25	at Delta	L	9-0
4/26	at Cowan	W	4-3
5/2	at Noblesville	L	10-0
5/3	Daleville	L	3-0
5/8	Eastern Hancock	W	6-4
5/10	vs. Wes-Del	W	7-1
5/13	vs. Daleville	L	2-0
5/16	Shenandoah	L	7-5
5/17	at Knightstown	W	8-4
5/18	Monroe Central	W	3-2

### Lapel Sectional

5/27	Muncie Burris	W	10-1
5/29	Shenandoah	W	3-2 (8)
5/29	Frankton	W	4-2

### Wabash Regional

6/3	Whitko	W	6-0
6/3	Lafayette Central Catholic	W	6-4

### Kokomo Semi-State

6/10	Hebron	W	9-2
------	--------	---	-----

# Jasper Wildcats

## Class 3A



Front Row (left to right): Nicholas Riehle manager, Cameron Heeke, Seth Mendel, Jacob Lents, Josh Weidenbenner, Noah Weidenbenner, Reece Kleinhelter, Austin Simmers, Justin Persohn, Phillip Noblitt, Grant Ahlbrand; Back Row: Jason Ahlbrand assistant coach, Jared Brosmer team doctor, Phil Kendall assistant coach, Noah Luebbehusen, Jared Sermersheim, Trevor Krapf, Adam Hedinger, Eric Nordhoff, Mason Thewes, Tanner Egbert, Johnny Verkamp, Evan Aders, Connor O'Brien, Carter Stamm, Kenny Korthaus manager, Head Coach Terry Gobert

### Team Roster & Statistics

Lt.	Dk.	Name	B/T	Ht.	Pos.	Gr.	AB	H	R	RBI	2B	3B	HR	Avg.
1	1	Josh Weidenbenner	L/R	5-10	SS	10	67	13	15	6	1	0	0	.194
2	2	Tanner Egbert	R/R	6-1	IF	12	43	12	11	5	4	0	0	.279
3	3	Adam Hedinger	R/R	6-2	C	12	91	29	22	25	4	0	0	.319
4	4	Reece Kleinhelter	R/R	5-10	P	12	31	6	3	4	0	0	0	.194
5	5	Austin Simmers	R/R	5-10	2B	11	109	41	40	20	7	1	1	.376
6	6	Noah Luebbehusen	R/L	6-2	OF/P	11	18	3	3	5	1	0	0	.167
7	7	Noah Weidenbenner	L/L	5-7	OF	12	13	5	4	0	1	0	0	.385
8	8	Justin Persohn	R/R	6-2	3B	11	60	12	10	7	4	0	0	.200
9	9	Johnny Verkamp	R/R	6-2	C/OF	11	0	0	0	0	0	0	0	.000
10	10	Jared Sermersheim	R/R	6-1	LF	12	98	32	40	17	4	1	1	.327
11	11	Cameron Heeke	R/R	5-9	IF/C	12	10	4	4	2	0	0	0	.400
12	12	Grant Ahlbrand	L/R	5-10	IF	10	0	0	2	0	0	0	0	.000
13	13	Carter Stamm	R/R	5-11	C	9	0	0	0	0	0	0	0	.000
15	15	Eric Nordhoff	R/R	6-2	P/OF	11	77	19	16	15	3	1	0	.247
16	16	Phillip Noblitt	R/R	6-0	IF	10	1	0	0	0	0	0	0	.000
18	18	Jacob Lents	R/R	6-2	RF	11	73	15	14	16	4	0	2	.205
19	19	Evan Aders	R/L	6-4	CF	12	89	41	40	47	15	0	9	.461
20	20	Seth Mendel	R/R	5-11	P/3B	11	2	0	2	0	0	0	0	.000
24	24	Connor O'Brien	R/R	6-0	P/OF	12	16	3	3	1	0	0	0	.188
25	25	Mason Thewes	R/R	5-11	1B	12	12	4	1	5	0	0	0	.333
27	27	Trevor Krapf	R/R	6-4	1B	10	77	27	12	29	9	0	1	.351
<b>Totals</b>							<b>887</b>	<b>266</b>	<b>242</b>	<b>204</b>	<b>57</b>	<b>3</b>	<b>14</b>	<b>.300</b>

### Pitchers

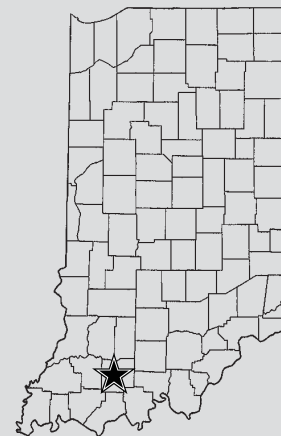
Lt.	Dk.	Name	W/L	ERA	GS	CG	SV	IP	BF	H	R	ER	BB	SO	HBP
3	3	Reece Kleinhelter	9-2	2.08	11	6	1	70.2	259	58	31	21	26	44	10
24	24	Connor O'Brien	6-0	1.94	6	1	1	39.2	147	35	16	11	19	27	4
15	15	Eric Nordhoff	3-0	1.34	5	2	1	31.1	117	21	9	6	10	15	7
18	18	Jacob Lents	4-2	1.96	8	0	2	35.2	126	26	14	10	20	29	7
<b>Totals</b>			<b>22-2</b>	<b>2.44</b>	<b>30</b>	<b>9</b>	<b>5</b>	<b>177.1</b>	<b>649</b>	<b>140</b>	<b>70</b>	<b>48</b>	<b>75</b>	<b>115</b>	<b>28</b>

### State Finals History

State Champion: 1996, 1997, 1998 (3A), 2000 (3A), 2006 (3A)  
 Runner-Up: 2010 (3A), 2013 (3A), 2015 (3A)  
 Appearances: 1967, 1968, 1981, 1986, 1991, 1995, 1996, 1997, 1998 (3A), 2000 (3A), 2003 (3A), 2006 (3A), 2010 (3A), 2013 (4A), 2015 (3A), 2017 (3A)



Terry Gobert  
30th Year (767-214)



### Team Facts

Town/City: Jasper  
 County: Dubois  
 Superintendent: Dr. Tracy Lorey  
 Principal: Brian Wilson  
 Athletic Director: Andy Noblitt  
 Head Coach: Terry Gobert  
 Assistant Coaches: Jason Ahlbrand, Phil Kendall, Jeremy Wolf, Eric Dall, Jeff Zink  
 Student Managers: Kenny Korthaus, Nicholas Riehle  
 School Colors: Black and Gold  
 Conference: Big 8  
 Enrollment: 1099  
 Last Year's W-L Record: 28-4

### Season Results (30-4)

3/30	Evansville Memorial	W	2-0
3/31	Shakamak	W	2-0
4/4	Bloomington South	L	4-14 (6)
4/10	at Evansville Central	W	4-2
4/11	at Mt. Carmel (IL)	W	15-1
4/12	Pike Central	W	4-2
4/13	at Castle	W	13-12
4/15	New Albany	W	6-4
4/17	at Heritage Hills	W	4-0
4/18	Princeton	W	8-3
4/20	at Washington	W	10-6
4/26	Austin	W	8-0
4/27	Northeast Dubois	W	7-0
4/28	at Jeffersonville	L	2-8
4/29	at Pleasure Ridge Park (Ky)	L	2-3
5/2	Forest Park	W	14-1 (5)
5/6	Southridge	W	11-1 (5)
5/8	Gibson Southern	W	10-0 (5)
5/9	at Mt. Vernon	W	4-3
5/10	Vincennes Lincoln	W	5-4
5/12	Evansville Harrison	W	6-5
5/13	Monrovia	W	16-0 (5)
5/13	Lake Central	L	3-9
5/16	at Boonville	W	10-2
5/17	at South Spencer	W	7-2
5/18	Bloomfield	W	12-0 (5)
5/19	Linton-Stockton	W	8-2
5/20	Edgewood	W	5-2

### Jasper Sectional

5/25	Vincennes Lincoln	W	8-4
5/29	Southridge	W	8-4 (8)
5/29	Princeton	W	5-0

### North Harrison Regional

6/3	Silver Creek	W	13-3 (6)
6/3	Lawrenceburg	W	4-2

### Jasper Semi-State

6/10	Northview	W	3-2 (10)
------	-----------	---	----------

# SB Saint Joseph Indians

## Class 3A



Front Row (left to right): Hunter West, Tony Carmola; Middle Row: Tyler Kleva, Patrick Farrisee, Luke Houin, Andrew Washburn, Michael Dunkelberger, Andrew Migas, Kerry Zeese; Back Row: Nick Dolniak, Jacob Hoover, Alex Voss, Riley Fraleigh, Aidan Short, Corey Incandela, JR Haley, Brady Gumpf, Trey Miller, Jacob Pipp, Joe Rotkis

### Team Roster & Statistics

Lt.	Dk.	Name	B/T	Ht.	Pos.	Gr.	AB	H	R	RBI	2B	3B	HR	Avg.
1	1	Andrew Washburn	R/R	5-9	OF	11	82	22	27	19	6	1	0	.268
2	2	Tony Carmola	R/R	5-10	INF	12	83	37	30	28	12	4	3	.446
3	3	Jacob Hoover	R/R	6-0	OF	12	18	3	16	1	1	0	0	.167
4	4	Riley Fraleigh	R/L	5-8	INF	11	14	4	4	2	2	0	0	.286
5	5	Hunter West	R/R	5-10	INF	11	96	24	22	14	0	0	0	.250
6	6	Corey Incandela	R/R	6-0	P	12	2	0	0	0	0	0	0	.000
7	7	Luke Houin	R/R	6-0	C	11	72	26	9	22	9	0	3	.361
8	8	Jacob Pipp	R/R	6-0	INF	11	10	3	9	1	0	0	0	.300
9	9	Patrick Farrisee	R/R	5-10	OF	10	56	20	18	13	5	0	1	.357
10	10	Michael Dunkelberger	L/L	5-11	P	11	8	3	2	2	1	0	0	.375
11	11	Andrew Migas	R/R	6-1	P	12	18	3	6	2	0	0	1	.167
12	12	Trey Miller	R/R	6-0	OF	11	11	6	4	2	1	0	0	.545
13	13	JR Haley	R/R	6-2	DH	12	75	20	16	11	1	0	0	.267
14	14	Tyler Kleva	R/R	5-11	INF	12	86	31	12	31	9	0	1	.360
15	15	Alex Voss	R/R	6-4	OF	11	79	30	13	19	5	0	1	.380
16	16	Kerry Zeese	R/R	5-11	INF	11	54	16	13	8	6	0	0	.296
17	17	Nick Dolniak	R/R	5-11	OF	10	18	5	10	5	2	0	0	.278
18	18	Brady Gumpf	R/R	6-1	OF	9	4	3	1	1	0	0	0	.750
19	19	Joe Rotkis	R/R	6-2	INF	10	13	1	1	1	1	0	0	.077
20	20	Aidan Short	R/L	5-8	INF	10	0	0	0	0	0	0	0	.000
<b>Totals</b>							<b>799</b>	<b>257</b>	<b>213</b>	<b>182</b>	<b>61</b>	<b>5</b>	<b>10</b>	<b>.322</b>

### Pitchers

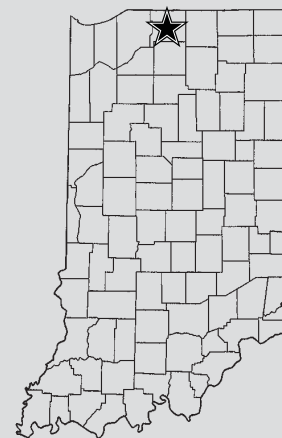
Lt.	Dk.	Name	W/L	ERA	GS	CG	SV	IP	BF	H	R	ER	BB	SO	HBP
6	6	Corey Incandela	4-0	1.61	5	0	1	26.0	112	18	12	6	7	27	4
10	10	Michael Dunkelberger	6-2	2.29	9	4	1	55.0	239	58	28	18	15	50	2
11	11	Andrew Migas	2-0	3.56	3	0	0	17.2	83	15	15	9	10	16	4
15	15	Alex Voss	8-0	1.44	9	2	1	48.1	209	44	21	10	8	36	3
19	19	Joe Rotkis	1-0	1.35	0	0	1	10.1	45	8	2	2	5	16	2
<b>Totals</b>			<b>21-2</b>	<b>2.57</b>	<b>26</b>	<b>6</b>	<b>4</b>	<b>157.1</b>	<b>688</b>	<b>143</b>	<b>78</b>	<b>45</b>	<b>45</b>	<b>145</b>	<b>15</b>

### State Finals History

First Appearance



John Gumpf  
10th Year (198-73-1)



### Team Facts

Town/City: South Bend  
 County: Saint Joseph  
 Superintendent: Marsha Jordan  
 Principal: Susan Richter  
 Athletic Director: Deb Brown  
 Head Coach: John Gumpf  
 Assistant Coaches: John Smolinski, Ray Torres, Nick Kleva  
 School Colors: Columbia Blue and White  
 Conference: Northern Indiana  
 Enrollment: 902  
 Last Year's W-L Record: 17-6

### Season Results (24-4)

4/8	at Marian	W	3-1
4/8	vs. Portage	W	5-4
4/10	at Plymouth	W	4-2
4/11	Concord	W	13-7
4/12	at New Prairie	W	8-1
4/17	at Adams	W	12-5
4/21	Buchanan (MI)	W	5-1
4/24	Mishawaka	W	6-3
4/25	John Glenn	W	13-3 (6)
4/27	Bremen	W	5-4
5/1	Elkhart Central	W	7-5
5/3	at Marian	W	4-2
5/6	at Culver Academy	W	14-2
5/8	at Buchanan (MI)	W	1-0
5/10	Clay	W	18-3 (5)
5/12	at Penn	L	9-6
5/13	vs. FW Bishop Dwenger	W	11-9
5/15	vs. FW Bishop Dwenger	L	9-2
5/16	Washington	W	12-2 (5)
5/17	Niles (MI)	L	5-3
5/22	at Penn	L	7-3

### Jimtown Sectional

5/27	New Prairie	W	2-0
5/29	Culver Academy	W	2-0

### Griffith Regional

6/3	Griffith	W	2-0
6/3	John Glenn	W	9-7

### Plymouth Semi-State

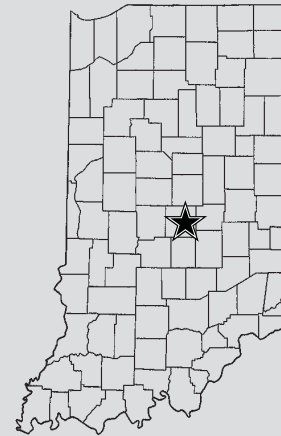
6/10	Northwood	W	8-5
------	-----------	---	-----

# Indpls. Cathedral Fighting Irish

## Class 4A



Front Row (left to right): Alan Johnson, Mack Murphy, Collin Greene, Jake Andriole, Charlie Gomez, Ross Kirkpatrick, Tommy Kafka; Middle Row: Evan Thies, Nick Eaton, Kevin Flood, Wyatt Ferguson, Jack Kozyrski, Evan Uhland, Seth Link, Jared Poland; Back Row: Jack Myers, Coach Keith Yost, Coach Austin Green, , Coach Jeremy Sinsabaugh, Head Coach Ed Freije, Coach Brad Pearson, Coach Will Hunker, Jack Phillips



### Team Facts

Town/City: Indianapolis  
 County: Marion  
 President: Robert Bridges  
 Principal: Dave Worland  
 Athletic Director: Doug Seagrave  
 Head Coach: Ed Freije  
 Assistant Coaches: Brad Pearson, Jeremy Sinsabaugh, Austin Green, Keith Yost, Will Hunker  
 Student Managers: Ruibin Jiang  
 School Colors: Navy, Gold  
 Conference: Independent  
 Enrollment: 1184  
 Last Year's W-L Record: 23-5

### Team Roster & Statistics

Lt.	Dk.	Name	B/T	Ht.	Pos.	Gr.	AB	H	R	RBI	2B	3B	HR	Avg.
2	2	Charlie Gomez	R/R	5-11	C	12	82	27	31	17	5	2	2	.329
3	3	Seth Link	R/R	5-11	OF	11	57	77	19	7	3	1	0	.281
4	4	Ross Kirkpatrick	R/R	5-11	OF/C	12	8	2	0	1	0	0	0	.250
5	5	Jake Andriole	L/L	5-11	IF/P	11	69	18	17	25	5	0	2	.261
6	6	Kevin Flood	R/R	6-0	IF	12	70	20	18	25	4	3	3	.286
7	7	Evan Thies	R/R	5-11	IF/OF	12	14	1	3	1	0	0	0	.214
10	10	Jack Kozyrski	R/R	6-1	IF/P	12	3	3	0	0	0	0	0	.333
12	12	Jack Myers	R/R	6-7	P/OF	12	74	18	12	18	1	2	0	.243
15	15	Collin Greene	R/R	5-10	C	11	3	2	2	0	0	0	0	.000
18	18	Wyatt Ferguson	R/R	5-11	OF/P	11	1	1	0	0	0	0	0	1.00
20	20	Mack Murphy	L/R	5-11	OF	11	64	27	22	16	8	4	1	.422
24	24	Peyton Schofield	L/L	5-11	P	10	1	1	0	0	0	0	0	1.00
25	25	Jared Poland	R/R	5-11	IF/P	11	71	31	32	29	6	3	5	.437
28	28	Alan Johnson	R/R	5-10	OF	11	1	1	0	0	1	0	0	1.00
30	30	Evan Uhland	R/R	6-2	OF	11	25	4	4	1	0	1	0	.160
32	32	Nick Eaton	L/L	6-2	P/IF	12	84	21	16	21	1	1	0	.262
38	38	Jack Phillips	R/R	6-2	P	12	34	0	0	0	0	0	0	.000
42	42	Tommy Kafka	R/R	5-11	IF/P	12	92	34	29	17	9	0	0	.379
<b>Totals</b>							<b>719</b>	<b>322</b>	<b>205</b>	<b>178</b>	<b>43</b>	<b>17</b>	<b>13</b>	<b>.447</b>

### Pitchers

Lt.	Dk.	Name	W/L	ERA	GS	CG	SV	IP	BF	H	R	ER	BB	SO	HBP
32	32	Nick Eaton	10-0	0.90	10	3	1	62.0	244	42	10	8	23	81	1
12	12	Jack Myers	5-0	2.19	7	3	0	38.1	156	26	15	12	7	32	5
38	38	Jack Phillips	5-0	1.40	5	5	0	35.0	144	25	8	7	13	35	1
42	42	Tommy Kafka	1-0	0.64	0	0	3	22.0	86	9	2	2	9	21	5
5	5	Jake Andriole	6-0	1.88	5	0	0	18.2	79	11	6	5	8	21	0
<b>Totals</b>			<b>27-0</b>	<b>1.74</b>	<b>27</b>	<b>11</b>	<b>4</b>	<b>176</b>	<b>709</b>	<b>113</b>	<b>41</b>	<b>34</b>	<b>60</b>	<b>190</b>	<b>12</b>

### State Finals History

State Champion: 2001 (3A), 2007 (4A)  
 Runner-Up: 2006 (4A), 2010 (4A), 2011 (4A), 2013 (4A)  
 Appearances: 2001 (3A), 2006 (4A), 2007 (4A), 2010 (4A), 2011 (4A), 2013 (4A), 2017 (4A)



Ed Freije  
1st Year (28-0)

### Season Results (28-0)

3/29	at Indianapolis Scecina	W	16-0 (5)
3/31	vs. Roncalli	W	4-1
3/31	vs. Center Grove	W	3-2
4/4	at Columbus East	W	8-1
4/8	at Brebeuf	W	7-1
4/8	at Brebeuf	W	7-3
4/11	at Cardinal Ritter	W	4-1
4/12	vs. Franklin Central	W	8-4
4/15	at Homestead	W	11-4
4/15	at Homestead	W	10-0 (5)
4/18	vs. New Palestine	W	4-3 (11)
4/19	vs. New Castle	W	6-3
4/25	at Brownsburg	W	8-3
4/27	at Lawrence North	W	10-0 (5)
5/2	at Laf. Central Catholic	W	12-7
5/3	vs. Indianapolis Shortridge	W	19-0 (5)
5/5	vs. Indianapolis Scecina	W	10-0 (6)
5/9	vs. Guerin Catholic	W	1-0
5/12	vs. Warren Central	W	5-1
5/13	at Pike	W	14-2 (5)
5/15	vs. Heritage Christian	W	8-3
5/17	vs. Bishop Chatard	W	3-1

### Warren Central Sectional

5/24	Mt. Vernon	W	2-1
5/29	Lawrence Central	W	9-2
5/29	Lawrence North	W	4-1

### Decatur Central Regional

6/3	Greenfield-Central	W	1-0 (8)
6/5	Roncalli	W	5-2

### Plainfield Semi-State

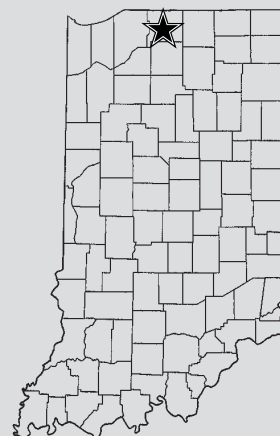
6/10	Columbus North	W	6-0
------	----------------	---	-----

# Penn Kingsmen

## Class 4A



Front Row: Niko Kavadas; Middle Row (kneeling left to right): Coach Jim Kominkiewicz, Matt Kominkiewicz, Trevor Waite, Ryan Lau, Nolan Metcalf, Paul Holaway; Back Row (standing left to right): Coach Tom Stanton, Coach John Westra, Chase McKenzie, Kameron Koch, Lucas Konopinski, Payton Kerr, Nate Vargo, Marshall Furner, Kegan Hoskins, Brendon Denaway, Camryn Szynski, Nate Lovisa, Ryan Lynch, Brock Boynton, Aaron Lenksi, Sally Dikos, Coach Greg Dikos, Dr. Jerry Thacker, Bridget Williams



### Team Facts

Town/City: Mishawaka  
 County: St. Joseph  
 Superintendent: Dr. Jerry Thacker  
 Principal: Steven Hope  
 Athletic Director: Aaron Lenksi  
 Asst. Athletic Director: Bridget Williams  
 Head Coach: Greg Dikos  
 Assistant Coaches: Jim Kominkiewicz, Tom Stanton, John Westra, Elliott Lares, Collin McNamara  
 Student Managers: Paul Holaway  
 School Colors: Black, Gold, White  
 Conference: Northern Indiana  
 Enrollment: 3367  
 Last Year's W-L Record: 29-5

### Team Roster & Statistics

Lt.	Dk.	Name	B/T	Ht.	Pos.	Gr.	AB	H	R	RBI	2B	3B	HR	Avg.
3	3	Hayden Berg	R/R	5-9	2B	10	6	1	1	0	0	0	0	.167
4	4	Camryn Szynski	L/R	6-0	SS	9	2	1	1	1	0	0	0	.500
7	7	Matt Kominkiewicz	L/R	5-9	2B	12	109	52	36	28	8	2	0	.477
10	10	Nate Lovisa	L/R	6-0	1B/C	11	98	35	27	17	8	0	1	.357
11	11	Kegan Hoskins	R/R	6-5	P	10	2	1	1	0	0	0	0	.500
12	12	Nate Vargo	R/R	5-10	OF/C	11	73	21	34	11	2	0	0	.288
14	14	Ryan Lynch	R/L	6-1	P/OF	9	99	36	17	27	3	0	3	.364
15	15	Payton Kerr	R/R	5-10	OF	11	106	40	22	23	5	0	1	.377
17	17	Ryan Lau	R/R	6-0	3B	12	86	28	31	23	6	0	1	.326
18	18	Marshall Furner	R/R	6-1	OF	11	20	6	10	6	0	1	0	.300
19	19	Nolan Metcalf	R/R	6-4	C	12	105	43	18	36	7	0	4	.410
20	20	Kameron Koch	L/L	6-1	P	10	5	1	4	1	0	0	0	.200
21	21	Trevor Waite	L/R	6-1	OF	12	112	55	43	40	8	5	6	.491
22	22	Niko Kavadas	L/R	6-0	SS	12	108	40	25	26	9	3	4	.370
23	23	Brock Boynton	L/L	6-0	OF	10	12	2	7	5	0	0	1	.167
27	27	Brendon Denaway	R/R	5-11	C	10	2	1	1	1	0	0	0	.500
28	28	Chase McKenzie	R/R	6-2	P	11	5	3	2	2	1	0	0	.600
30	30	Jeff Pawlik	L/L	6-2	1B	10	3	0	0	0	0	0	0	.000
32	32	Lucas Konopinski	L/L	6-0	P	11	2	0	1	0	0	0	0	.000
<b>Totals</b>							<b>957</b>	<b>367</b>	<b>283</b>	<b>248</b>	<b>57</b>	<b>11</b>	<b>21</b>	<b>.383</b>

### Pitchers

Lt.	Dk.	Name	W/L	ERA	GS	CG	SV	IP	BF	H	R	ER	BB	SO	HBP
11	11	Kegan Hoskins	5-0	1.91	4	1	2	33.0	147	20	16	9	23	40	4
14	14	Ryan Lynch	6-0	2.86	9	2	0	44.0	182	24	19	18	26	64	5
20	20	Kameron Koch	9-1	2.37	9	6	0	59.0	260	65	31	20	10	34	9
22	22	Niko Kavadas	3-2	2.31	4	2	0	33.1	152	31	18	11	17	42	4
28	28	Chase McKenzie	3-1	1.79	3	1	2	31.1	140	29	10	8	19	37	1
<b>Totals</b>			<b>27-6</b>	<b>2.77</b>	<b>33</b>	<b>13</b>	<b>4</b>	<b>215</b>	<b>973</b>	<b>193</b>	<b>120</b>	<b>85</b>	<b>109</b>	<b>226</b>	<b>31</b>

### State Finals History

State Champion: 1994, 1998 (4A), 2001 (4A), 2015 (4A)  
 Appearances: 1994, 1998 (4A), 2001 (4A), 2015 (4A), 2017 (4A)



Greg Dikos  
 30th Year (703-248)

### Season Results (27-6)

3/29	at Northridge	W	6-3
4/8	at Andean	L	11-14
4/11	at Lakeshore (MI)	L	3-4
4/12	at SB Riley	W	19-0 (5)
4/15	at Crown Point	L	1-2
4/15	at Crown Point	W	11-0 (5)
4/17	Bremen	W	11-0 (6)
4/20	at Elkhart Central	W	8-2
4/21	Marian	W	3-2
4/22	Lake Central	W	9-4
4/22	Lake Central	L	8-20 (5)
4/24	at Jimtown	W	12-2
4/26	SB Clay	W	3-2
4/27	St. Joseph (MI)	W	10-0 (6)
4/29	Elkhart Memorial	W	3-2
5/1	at SB Washington	W	17-3
5/1	New Prairie	W	5-0
5/5	SB Adams	W	9-4
5/6	at Plymouth	L	3-4
5/6	vs. Western	L	3-7
5/8	at Niles (MI)	W	12-6
5/10	at John Glenn	W	7-3
5/12	SB St. Joseph	W	9-6
5/15	at Mishawaka	W	14-0 (5)
5/16	at Carroll (FW)	W	7-5
5/18	at Concord	W	19-0 (5)
5/20	vs. FW Snider	W	6-4
5/22	SB St. Joseph	W	7-3
<b>Elkhart Memorial Sectional</b>			
5/27	Goshen	W	10-6
5/29	Elkhart Central	W	16-3 (6)
<b>LaPorte Regional</b>			
5/27	Goshen	W	10-6
5/29	Elkhart Central	W	16-3 (6)
<b>Kokomo Semi-State</b>			
6/10	Zionsville	W	6-2