


# Daleville Broncos

## Class A



Front Row (left to right): Coach Wally Winans, Peyton Smith, TJ Price, Blaine Tighe, Grant Boles, Ryan Hale, Spencer Horsley, Brandon Vermillion, Elliott Jackson, Head Coach Terry Turner; Back Row: Coach Terry Sheets, Corbin Maddox, Chris Kinnick, Gavin Whitmore, Josh Price, Evan Baker, Ruben Ramirez, Bryce Wright, Jacob Harker, Mgr. Adrien Badger, Coach Jake Banwart Not pictured: Mgr. Kiana Rector



### Team Facts

Town/City: Daleville  
 County: Delaware  
 Superintendent: Paul Garrison  
 Principal: Eric Douglas  
 Athletic Director: Daniel Hanson  
 Head Coach: Terry Turner  
 Assistant Coaches: Wally Winans, Jake Banwart, Terry Sheets  
 Student Managers: Kiana Rector, Adrien Badger  
 School Colors: Black and Vegas Gold  
 Conference: Mid-Eastern  
 Enrollment: 274  
 Last Year's W-L Record: 16-12

### Team Roster & Statistics

Lt.	Dk.	Name	B/T	Ht.	Pos.	Gr.	AB	H	R	RBI	2B	3B	HR	Avg.
00	00	Evan Baker	R/R	5-8	P	10	3	0	0	2	0	0	0	.000
2	2	TJ Price	R/R	6-0	SS	11	95	40	31	28	10	0	4	.421
3	3	Josh Price	R/R	6-3	OF	9	10	1	7	0	1	0	0	.100
4	4	Corbin Maddox	R/R	5-10	CF	11	93	27	31	5	6	1	0	.290
5	5	Ryan Hale	R/R	6-3	LF	10	82	27	18	15	9	2	0	.329
7	7	Brandon Vermillion	L/R	6-2	P	12	84	36	40	20	10	1	1	.429
10	10	Elliott Jackson	L/R	6-0	1B	12	66	30	25	35	8	2	5	.455
11	11	Blaine Tighe	R/R	5-7	C	9	7	1	3	1	0	0	0	.143
14	14	Peyton Smith	R/R	5-9	3B	9	68	18	9	9	5	0	0	.265
18	18	Chris Kinnick	R/R	5-10	C	11	82	24	16	23	4	0	4	.293
20	20	Gavin Whitmore	R/R	5-8	2B	11	87	33	15	21	6	1	0	.379
24	24	Spencer Horsley	S/R	5-7	RF	12	65	17	13	7	2	0	0	.262
31	31	Grant Boles	R/R	5-7	OF	9	13	3	5	5	1	0	1	.231
33	33	Bryce Wright	R/R	6-0	1B	11	12	2	2	1	0	0	0	.167
35	35	Jacob Harker	R/R	5-9	OF	11	3	0	2	1	0	0	0	.000
37	37	Ruben Ramirez	R/R	5-8	OF	11	6	1	5	1	0	0	0	.167
<b>Totals</b>							<b>776</b>	<b>260</b>	<b>222</b>	<b>174</b>	<b>62</b>	<b>7</b>	<b>15</b>	<b>.335</b>

### Pitchers

Lt.	Dk.	Name	W/L	ERA	GS	CG	SV	IP	BF	H	R	ER	BB	SO	HBP
7	7	Brandon Vermillion	10-4	1.95	13	9	1	75.1	326	83	31	21	16	71	3
24	24	Spencer Horsley	5-2	3.20	10	5	0	54.2	247	59	32	25	25	33	0
4	4	Corbin Maddox	3-1	2.13	4	3	0	26.1	105	14	10	8	9	23	0
14	14	Peyton Smith	2-1	7.18	2	0	0	12.2	69	15	15	13	13	8	2
2	2	TJ Price	0-0	0.00	0	0	0	7.2	36	5	6	0	5	8	1
<b>Totals</b>			<b>20-9</b>	<b>2.62</b>	<b>29</b>	<b>17</b>	<b>1</b>	<b>184.2</b>	<b>817</b>	<b>181</b>	<b>98</b>	<b>69</b>	<b>71</b>	<b>149</b>	<b>9</b>

### State Finals History

First Appearance



Terry Turner  
 26th Year (399-318)

### Season Results (20-9)

4/4	at Muncie Central	W	11-1 (5)
4/12	at Yorktown	L	4-5
4/14	at Delta	L	0-4
4/16	Cowan	W	11-1 (5)
4/16	Cowan	L	5-8
4/18	Alexandria	L	3-5
4/19	at Monroe Central	L	6-7
4/22	Bellmont	L	0-7
4/23	at Muncie Burris	W	17-0 (5)
4/25	Lapel	W	9-2
4/26	at Randolph Southern	W	10-0 (5)
4/27	at Frankton	L	1-3
5/3	Knightstown	W	9-1
5/4	Wapahani	W	1-0
5/7	Eastern Hancock	W	6-1
5/7	Eastern Hancock	W	9-1
5/9	Southern Wells	W	12-2 (6)
5/14	at Wapahani	W	10-7
5/14	Yorktown	L	7-22
5/17	Blue River	W	9-1
5/18	at Wes Del	W	15-0 (5)
5/19	at Shenandoah	L	3-4 (8)
5/23	at Union	W	17-1 (5)

### Daleville Sectional

5/26	Cowan	W	4-3
5/30	Tri Central	W	9-3
5/30	Southern Wells	W	14-5

### Carroll (Flora) Regional

6/6	Turkey Run	W	11-1 (5)
6/6	Pioneer	W	7-2

### Plymouth Semi-State

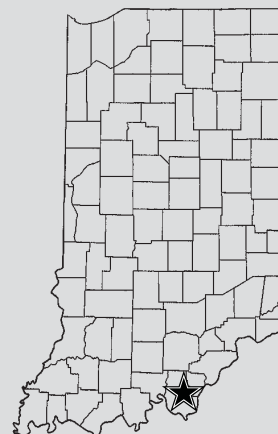
6/11	FW Blackhawk Christian	W	2-1
------	------------------------	---	-----

# Lanesville Eagles

## Class A



Front Row (left to right): Jon Will, Greg Daly, Logan Sutherland, Brendan Bube, Tim Oberdieck, Evan Peele;  
 Second Row: Owen Kerr, Luke Beach, Devin Timberlake, Cameron Blank, Noah Campbell;  
 Back Row: Brandon Miniard, Noah Jones, Mitchell Bailey, Tom Tidstrom, Cameron Harvey



### Team Facts

Town/City: Lanesville  
 County: Harrison  
 Superintendent: Steve Morris  
 Principal: Steve Morris  
 Athletic Director: Mark Lambertus  
 Head Coach: Zach Payne  
 Assistant Coaches: Josh Smith, John Henry Graff, Cristian Ensley, Kyle Erwin  
 Student Manager: Brandon Miniard  
 School Colors: Purple and White  
 Conference: Southern Athletic  
 Enrollment: 248  
 Last Year's W-L Record: 16-10

### Team Roster & Statistics

Lt.	Dk.	Name	B/T	Ht.	Pos.	Gr.	AB	H	R	RBI	2B	3B	HR	Avg.
00	00	Brenden Bube	R/R	5-7	SS/P	11	77	37	31	22	9	0	1	.481
1	1	Logan Sutherland	R/R	5-7	INF	10	2	2	2	2	0	0	0	1.00
2	2	Jon Will	R/R	5-7	2B/SS	12	58	14	13	2	1	0	0	.241
3	3	Cameron Blank	R/R	5-8	OF	12	1	1	1	2	1	0	0	1.00
4	4	Greg Daly	R/R	5-9	CF	10	72	31	34	5	6	1	0	.431
7	7	Ethan Purdy	R/R	5-7	2B	10	2	1	2	0	1	0	0	.500
11	11	Luke Beach	R/R	5-10	2B/OF	12	34	4	4	4	0	0	0	.118
12	12	Evan Peele	R/R	5-8	C	11	81	21	5	15	2	0	0	.259
14	14	Ryan McCubbins	R/R	5-9	OF/P	11	79	22	23	28	7	0	2	.278
15	15	Noah Campbell	R/R	5-9	P	11	0	0	0	0	0	0	0	.000
16	16	Lucas Timberlake	R/R	5-9	P	12	3	1	2	1	1	0	0	.333
18	18	Cameron Harvey	R/R	6-3	1B/P	11	63	13	19	6	3	0	2	.206
19	19	Tim Oberdieck	R/R	6-3	OF	11	0	0	1	0	0	0	0	.000
20	20	Owen Kerr	L/L	5-9	OF	10	1	0	4	0	0	0	0	.000
22	22	Tommy Tidstrom	R/R	6-2	1B	11	59	9	5	8	4	0	0	.153
23	23	Noah Jones	R/R	5-7	3B	10	65	10	9	7	4	0	0	.154
25	25	Mitchell Bailey	R/L	6-1	OF/P	10	79	21	11	24	4	1	0	.266
<b>Totals</b>							<b>676</b>	<b>187</b>	<b>157</b>	<b>126</b>	<b>43</b>	<b>2</b>	<b>5</b>	<b>.277</b>

### Pitchers

Lt.	Dk.	Name	W/L	ERA	GS	CG	SV	IP	BF	H	R	ER	BB	SO	HBP
00	00	Brenden Bube	6-4	1.74	9	4	2	68.1	285	31	27	17	37	97	3
25	25	Mitchell Bailey	4-1	2.22	6	1	0	41.0	194	29	25	13	32	40	2
14	14	Ryan McCubbins	2-2	4.45	6	0	0	26.0	146	33	32	18	24	15	9
16	16	Lucas Timberlake	1-2	6.09	2	0	0	20.2	114	19	32	18	24	16	4
4	4	Greg Daly	1-1	9.66	2	0	0	8.0	44	10	12	11	7	12	2
<b>Totals</b>			<b>15-11</b>	<b>3.37</b>	<b>26</b>	<b>5</b>	<b>2</b>	<b>168</b>	<b>808</b>	<b>127</b>	<b>139</b>	<b>81</b>	<b>123</b>	<b>186</b>	<b>2</b>

### State Finals History

First Appearance



Zach Payne  
 2nd Year (31-21)

### Season Results (15-11)

3/28	at Charlestown	L	0-4
3/30	at Scottsburg	L	6-10
4/4	Orleans	W	7-0
4/7	Crawford County	W	11-1
4/8	Eastern (Pekin)	W	13-3
4/9	Southport	W	10-4
4/12	at South Central	W	7-1
4/16	Trinity Lutheran	L	1-3
4/16	Barr-Reeve	L	2-14
4/20	at Austin	L	5-11
4/22	Borden	L	2-9
4/26	Christian Academy	W	12-2
4/28	at Henryville	W	5-2
5/7	at North Harrison	L	1-4
5/7	at Paoli	W	10-7
5/11	at Silver Creek	L	1-4
5/13	at Clarksville	L	6-8
5/16	New Washington	W	10-7
5/18	at New Albany	L	2-9
5/19	Crothersville	W	22-4
5/21	at Providence	L	0-18

### Lanesville Sectional

5/28	Christian Academy	W	10-6
5/30	Borden	W	4-1

### Loogootee Regional

6/4	Trinity Lutheran	W	2-1
6/4	Northeast Dubois	W	5-4 (10)

### Jasper Semi-State

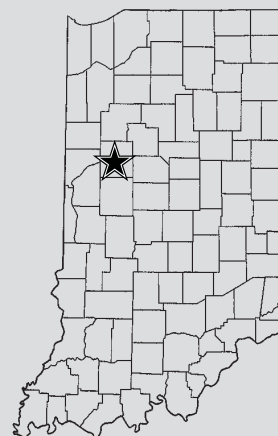
6/11	Clay City	W	3-2 (9)
------	-----------	---	---------

# Lafayette Central Catholic Knights

## Class 2A



Front Row (left to right): Leo Bordenet, Noah Richardson, Sergio Rios, Jake Marin, Jackson Anthrop, Anthony Berumen, Adam Lovell, Ben Metzinger, Tyler Powers, Ben Tharp, A.J. Bordenet; Second Row: Kameron Kyhnell, Adam Dienhart, Luke Schrader, Bradyn Bordenet, John Spencer, Nathan Merten, Ben Berenda, Jack Hudson, Cole Buche, Dawson Skees; Back Row: Asst. Coach Dave Sterrett, Father Joshua Bennett, Coy Cronk, Asst. Coach Danny Penale, Asst. Coach Chris Laughland, Eric Davis, Head Coach Tim Bordenet



### Team Facts

Town/City: Lafayette  
 County: Tippecanoe  
 Superintendent: Dr. Marie Williams  
 Principal: Neil Wagner  
 Athletic Director: Tim Bordenet  
 Head Coach: Tim Bordenet  
 Assistant Coaches: David Sterrett, Chris Laughland, Danny Penale, Ryan Johnson, Onix Aviles  
 School Colors: Navy Blue and White  
 Conference: Hoosier  
 Enrollment: 290  
 Last Year's W-L Record: 29-6

### Team Roster & Statistics

Lt.	Dk.	Name	B/T	Ht.	Pos.	Gr.	AB	H	R	RBI	2B	3B	HR	Avg.
2	2	Adam Lovell	L/R	5-9	LF	12	109	44	45	19	5	4	0	.404
3	3	Jackson Anthrop	R/R	5-10	P/2B	12	95	28	22	22	3	1	0	.295
5	5	Kameron Kyhnell	R/R	6-1	SS/2B	11	6	2	26	0	0	0	0	.333
7	7	Luke Schrader	R/R	5-9	CF	11	90	30	31	22	3	1	0	.333
8	8	Ben Berenda	S/R	5-11	C	10	9	3	0	2	2	0	0	.333
9	9	Tyler Powers	R/R	5-9	SS	11	89	31	25	28	6	0	0	.348
10	10	Cole Buche	L/L	6-1	OF	11	6	1	0	0	0	0	0	.167
12	12	Nathan Merten	R/R	6-2	P/OF	10	0	0	0	0	0	0	0	.000
14	14	Dawson Skees	R/R	5-8	C/2B	11	7	1	4	3	1	0	0	.143
16	16	Jack Hudson	L/L	6-0	P/OF	10	1	0	12	0	0	0	0	.000
21	21	Anthony Berumen	R/R	6-1	1B	12	108	45	32	34	12	3	2	.417
24	24	Adam Dienhart	R/R	5-9	P/3B	9	0	0	2	0	0	0	0	.000
25	25	Ben Tharp	R/R	6-2	P/3B	11	115	47	29	38	7	1	1	.409
27	27	Sergio Rios	L/R	5-8	2B	12	21	8	9	6	2	0	1	.381
28	28	Ben Metzinger	L/L	5-10	P/OF	11	93	35	35	29	9	4	4	.376
30	30	Bradyn Bordenet	R/R	6-3	P/1B	12	102	41	26	38	11	1	5	.402
33	33	Jake Marin	L/L	5-8	P/OF	10	1	0	3	0	0	0	0	.000
34	34	Noah Richardson	L/L	6-0	P	11	4	0	0	2	0	0	0	.000
39	39	Coy Cronk	R/R	6-5	C	12	93	28	12	27	7	0	8	.301
41	41	John Spencer	R/R	5-10	3B	11	0	0	1	0	0	0	0	.000
<b>Totals</b>							<b>949</b>	<b>344</b>	<b>314</b>	<b>270</b>	<b>68</b>	<b>15</b>	<b>21</b>	<b>.362</b>

### Pitchers

Lt.	Dk.	Name	W/L	ERA	GS	CG	SV	IP	BF	H	R	ER	BB	SO	HBP
3	3	Jackson Anthrop	11-1	1.67	11	5	0	71.1	293	68	27	17	18	37	5
16	16	Jack Hudson	3-0	1.33	4	2	0	21.0	85	16	8	4	5	11	2
25	25	Ben Tharp	1-0	2.76	0	0	0	12.2	56	9	8	5	10	12	1
28	28	Ben Metzinger	4-0	2.28	3	1	1	27.2	115	15	10	9	10	31	4
30	30	Bradyn Bordenet	6-0	3.00	7	1	0	32.2	138	28	16	14	13	25	4
33	33	Jake Marin	1-0	1.17	0	0	0	6.0	28	7	2	1	1	9	1
34	34	Noah Richardson	7-0	1.59	9	5	1	53.0	215	37	16	12	25	67	1
<b>Totals</b>			<b>33-1</b>	<b>2.00</b>	<b>34</b>	<b>14</b>	<b>2</b>	<b>227</b>	<b>945</b>	<b>183</b>	<b>92</b>	<b>65</b>	<b>85</b>	<b>194</b>	<b>18</b>

### State Finals History

State Champion: 2004 (A), 2007 (A), 2009 (A), 2010 (A), 2011 (A), 2012 (A), 2013 (A)  
 Runner-Up: 2015 (2A)  
 Appearances: 2002 (A), 2003 (A), 2004 (A), 2007 (A), 2009 (A), 2010 (A), 2011 (A), 2012 (A), 2013 (A), 2015 (2A), 2016 (2A)




Tim Bordenet  
 21st Year (506-172-1)

### Season Results (33-1)

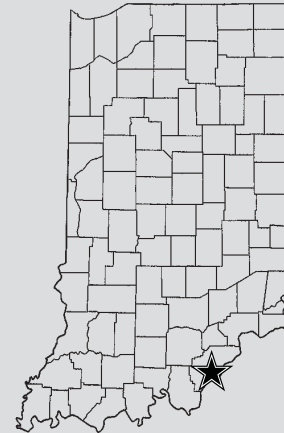
3/28	North Montgomery	W	3-2 (10)
4/1	at Evansville Memorial	W	8-2
4/5	Twin Lakes	W	14-4 (6)
4/5	Twin Lakes	W	12-0 (5)
4/9	Seton Catholic	W	18-5 (5)
4/9	Guerin Catholic	W	2-0
4/12	Benton Central	W	14-6
4/13	at Benton Central	W	7-0
4/16	vs. Peru	W	3-0
4/16	vs. Carmel	W	11-7 (8)
4/19	at West Lafayette	W	19-6
4/20	West Lafayette	W	8-1
4/21	North Newton	W	9-1
4/22	at Indpls. Bishop Chatard	W	4-1
4/25	at Rensselaer	W	18-4 (5)
4/26	Rensselaer	W	9-2
4/28	at Northwestern	W	18-6 (6)
4/29	Seeger	W	12-2 (5)
5/3	vs. Bloomington North	W	3-0
5/4	at Delphi	W	11-1 (5)
5/6	vs. Andrean	L	4-5
5/9	McCutcheon	W	5-4 (9)
5/11	Logansport	W	4-3
5/13	vs. Western	W	3-2 (9)
5/14	vs. Lewis Cass	W	2-0
5/20	at Harrison (WL)	W	7-3
5/21	at Lewis Cass	W	7-3
5/23	Western	W	10-4
<b>Delphi Sectional</b>			
5/26	Carroll (Flora)	W	13-2 (5)
5/30	Delphi	W	19-7 (6)
5/30	Seeger	W	12-1 (5)
<b>Wabash Regional</b>			
6/4	Alexandria	W	9-7
6/6	Frankton	W	10-0 (6)
<b>Plymouth Semi-State</b>			
6/11	Hebron	W	6-1

# Providence Pioneers

## Class 2A



Front Row (left to right): Head Coach Scott Hornung, Christian Graf, Kaden Williams, Joe Wilkinson, Bret Aria, Griffin Libs, Jay Lorenz, Tre' Watson, Tyler Payne, Jared Clemons, Jake Katchur, Adam Uhl, Nathan Proctor; Second Row: Coach Collin Rauck, Coach Tom Hilbrich, Kevin Smith, Parker Graf, Coach Matt Schaab, Blake Wurm, Jake Lewis, Justin Betz, Garrett Popp, Reece Davis, Tim Borden, Coach Jacob Julius, Cullen Ebert, Coach Scott Hutchins, Preston Taylor, Coach Shawn Hoffman, Statistician Dickie Mayfield



### Team Roster & Statistics

Lt.	Dk.	Name	B/T	Ht.	Pos.	Gr.	AB	H	R	RBI	2B	3B	HR	Avg.
1	1	Timmy Borden	R/R	6-2	SS	10	74	37	28	40	12	0	6	.500
2	2	Jake Lewis	L/L	6-2	1B	11	81	32	20	22	7	0	3	.395
3	3	Tré Watson	R/R	6-0	1B	12	75	24	23	21	9	2	0	.320
4	4	Adam Uhl	R/R	5-8	C	9	12	3	0	3	0	0	0	.250
6	6	Brett Aria	R/R	6-0	C	12	59	26	23	19	4	2	0	.441
7	7	Parker Graf	R/R	5-10	2B	11	51	17	31	12	2	1	2	.333
8	8	Preston Taylor	R/R	5-6	OF	10	0	0	2	0	0	0	0	.000
9	9	Jared Clemons	R/R	5-9	OF	12	7	0	2	2	0	0	0	.000
10	10	Jake Katchur	R/R	5-11	3B	12	16	7	17	5	0	0	0	.438
11	11	Garrett Popp	R/R	6-8	1B	11	4	1	0	2	0	0	0	.250
12	12	Joe Wilkinson	R/R	6-3	OF	9	55	20	13	12	4	2	1	.364
15	15	Jay Lorenz	R/R	5-11	OF	12	64	23	21	23	4	0	0	.359
16	16	Cullen Ebert	R/R	5-9	SS	10	0	0	4	0	0	0	0	.000
19	19	Justin Betz	L/R	6-3	OF	11	83	33	24	18	8	0	0	.402
20	20	Griffin Libs	R/R	6-5	1B	12	10	2	5	3	0	0	0	.200
21	21	Tyler Payne	R/R	5-8	2B	12	32	14	18	12	3	0	0	.438
24	24	Blake Wurm	R/R	5-11	OF	11	15	7	8	7	2	0	0	.467
28	28	Kevin Smith	R/R	5-11	3B	9	15	4	2	3	1	0	0	.267
30	30	Kaden Williams	R/R	5-7	OF	9	8	1	13	0	0	0	0	.125
44	44	Reese Davis	R/R	6-2	3B	10	63	17	14	15	5	0	2	.270
<b>Totals</b>							<b>724</b>	<b>268</b>	<b>268</b>	<b>219</b>	<b>61</b>	<b>7</b>	<b>14</b>	<b>.370</b>

### Pitchers

Lt.	Dk.	Name	W/L	ERA	GS	CG	SV	IP	BF	H	R	ER	BB	SO	HBP
2	2	Jake Lewis	8-2	0.63	11	6	0	56	217	29	11	5	21	65	3
3	3	Tré Watson	2-1	3.73	1	0	0	15	69	15	8	8	7	19	4
7	7	Parker Graf	4-0	0.50	3	0	0	14	58	11	4	1	5	6	2
12	12	Joe Wilkinson	5-0	1.93	7	2	2	40	185	26	18	11	24	50	10
44	44	Reese Davis	4-0	0.88	4	2	0	24	89	10	4	3	8	39	3
<b>Totals</b>			<b>26-3</b>	<b>1.33</b>	<b>26</b>	<b>11</b>	<b>3</b>	<b>179</b>	<b>742</b>	<b>112</b>	<b>56</b>	<b>34</b>	<b>85</b>	<b>202</b>	<b>27</b>

### State Finals History

First Appearance



Scott Hornung  
22nd Year (404-219-2)

### Team Facts

Town/City: Clarksville  
 County: Clark  
 Superintendent: Joan Hurley  
 Principal: Dr. Mindy Ernstberger  
 Athletic Director: Mickey Golembeski  
 Head Coach: Scott Hornung  
 Assistant Coaches: Scott Hutchins, Matt Schaab, Tom Hilbrich, Jacob Julius, Shawn Hoffman, Collin Rauck  
 School Colors: Navy and White  
 Conference: Independent  
 Enrollment: 460  
 Last Year's W-L Record: 20-8

### Season Results (26-3)

3/30	North Harrison	W	3-2
4/5	Eastern (Pekin)	W	8-1
4/6	at Crawford County	W	9-4
4/7	Brownstown	W	6-0
4/8	vs. Southwestern (KY)	W	7-6
4/9	vs. Fairmont (OH)	W	4-3
4/13	at Salem	W	13-1 (6)
4/15	at Scottsburg	W	13-1 (5)
4/16	Austin	W	3-2
4/16	Borden	W	22-0 (5)
4/20	at Clarksville	W	10-0 (5)
4/22	at Floyd Central	L	0-1
4/23	Henryville	W	5-0
4/26	at South Central	W	11-6 (5)
4/29	New Washington	W	11-1 (5)
5/3	at Silver Creek	L	5-6
5/4	Madison	W	11-1 (5)
5/5	New Albany	W	2-0
5/6	Paoli	W	18-1 (5)
5/13	Switzerland County	W	13-4
5/14	vs. Lebanon	W	13-1 (5)
5/14	at Charlestown	L	1-2
5/21	Lanesville	W	18-0 (5)
<b>Clarksville Sectional</b>			
5/27	vs. Henryville	W	7-3
5/30	vs. Clarksville	W	13-2 (6)
5/30	vs. Crawford County	W	9-0

### Providence Regional

6/4	vs. Austin	W	12-0 (5)
6/6	vs. Linton-Stockton	W	14-4 (6)

### Plainfield Semi-State

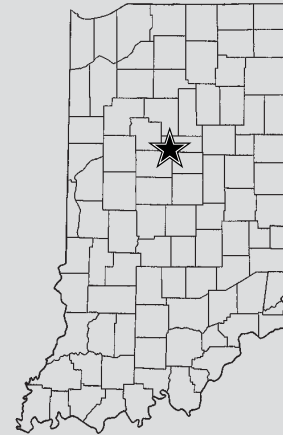
6/11	vs. Knightstown	W	7-4
------	-----------------	---	-----

# Western Panthers

## Class 3A



Front Row (left to right): Ashton Guyer, Cooper O'Neal, Jacob Douglass, Reagan Carter, Brayden Clark, Luke Florek, Tyler Knepley; Second Row: Coach Brown, Brice Peters, Myles Griffith, Kolten Gifford, Brayton Woolley, Tyler Burthay, Brayden DeWeese, Patrick Mills; Back Row: Coach Rocchio, Jacob Howard, mgr., Trevor Fortune, Brodee Lipinski, Dalton Leighty, Trevor Hummer, Kaleb Howard, Coach Ryan, Coach Lipinski



### Team Facts

Town/City: Russiaville  
 County: Howard  
 Superintendent: Randy McCracken  
 Principal: Rick Davis  
 Athletic Director: Joshua Larsh  
 Head Coach: Quentin Brown  
 Assistant Coaches: Jeremy Lipinski, PJ Rocchio, Roger Ryan, Luke Waitt, Mike Rocchio  
 Student Manager: Jacob Howard  
 School Colors: Black and White  
 Conference: Hoosier  
 Enrollment: 857  
 Last Year's W-L Record: 11-12

### Team Roster & Statistics

Lt.	Dk.	Name	B/T	Ht.	Pos.	Gr.	AB	H	R	RBI	2B	3B	HR	Avg.
1	1	Brayton Woolley	R	5-10	P	12	0	0	0	2	0	0	0	.000
2	2	Reagan Carter	R	5-9	2B	10	30	9	9	3	2	0	0	.300
3	3	Ashton Guyer	R	5-10	P	10	0	0	0	0	0	0	0	.000
5	5	Brodee Lipinski	R	6-2	OF/P	11	50	10	7	8	1	0	0	.200
7	7	Tyler Burthay	R	6-1	C	11	73	17	24	11	4	0	2	.233
8	8	Kolten Gifford	R	6-0	OF	11	17	2	3	1	0	0	0	.362
9	9	Luke Florek	R	6-0	CF	11	104	40	24	24	12	2	2	.385
10	10	Tyler Knepley	R	6-1	SS	10	95	30	19	20	8	0	0	.316
11	11	Jacob Douglass	R	5-10	2B	12	75	21	22	13	4	1	1	.280
12	12	Cooper O'Neal	R	5-10	OF/P	10	26	9	7	4	2	0	0	.346
13	13	Brice Peters	R	6-0	OF	11	12	1	1	1	0	0	0	.083
14	14	Pat Mills	L	6-2	DH	10	69	25	19	15	6	0	1	.362
15	15	Trevor Fortune	L	6-2	OF	11	27	7	1	6	1	0	0	.259
17	17	Dalton Leighty	R	6-3	P	12	0	0	0	0	0	0	0	.000
19	19	Trevor Hummer	R	6-4	P	11	0	0	0	0	0	0	0	.000
22	22	Brayden DeWeese	L	6-0	1B	11	89	25	23	16	6	1	0	.281
23	23	Kaleb Howard	R	6-4	3B	11	91	33	24	28	7	1	3	.363
24	24	Myles Griffith	R	6-0	OF	10	66	11	10	12	3	0	0	.167
25	25	Brayden Clark	R	5-11	C	10	14	3	10	12	0	0	0	.214
<b>Totals</b>							<b>838</b>	<b>243</b>	<b>203</b>	<b>174</b>	<b>56</b>	<b>4</b>	<b>9</b>	<b>.231</b>

### Pitchers

Lt.	Dk.	Name	W/L	ERA	GS	CG	SV	IP	BF	H	R	ER	BB	SO	HBP
17	17	Dalton Leighty	9-2	1.85	11	9	2	72.0	--	56	--	19	26	91	7
5	5	Brodee Lipinski	2-6	3.79	8	2	0	48.0	--	47	--	26	25	34	6
1	1	Brayton Woolley	0-0	4.03	4	0	0	17.7	--	31	--	27	18	7	1
3	3	Ashton Guyer	3-2	1.63	5	1	1	30.0	--	31	--	7	7	26	4
19	19	Trevor Hummer	1-0	4.03	2	0	0	10.0	--	8	--	6	12	6	1
<b>Totals</b>			<b>18-13</b>	<b>3.13</b>	<b>31</b>	<b>12</b>	<b>3</b>	<b>203.2</b>	<b>--</b>	<b>193</b>	<b>--</b>	<b>91</b>	<b>100</b>	<b>189</b>	<b>20</b>

### State Finals History

State Champion: 2012 (3A)  
 Appearances: 2012 (3A), 2016 (3A)



Quentin Brown  
 3rd Year (46-43)

### Season Results (18-13)

4/5	Eastern	W	14-1
4/7	at Tipton	L	1-7
4/11	at Taylor	W	8-6
4/12	at Hamilton Heights	W	6-4
4/13	Hamilton Heights	W	6-4
4/15	at McCutcheon	L	4-5
4/16	Tipton	W	9-8
4/16	Tipton	W	12-9
4/19	at Northwestern	L	0-6
4/20	Northwestern	W	3-1
4/21	at Harrison (WL)	L	9-12
4/22	Lafayette Jefferson	L	2-8
4/26	at Cass	L	0-4
4/27	Cass	W	9-3
5/2	Kokomo	L	5-10
5/5	Lapel	L	0-1
5/7	at Carroll (FW)	L	3-9
5/7	at Penn	L	0-5
5/13	at Laf. Central Catholic	L	3-4
5/14	at West Lafayette	L	2-4
5/17	at Sheridan	W	13-0
5/18	at Twin Lakes	W	13-1
5/20	Southwood	W	7-6
5/21	at North White	W	8-2
5/21	at Wabash	W	11-5
5/23	Laf. Central Catholic	L	4-10

### Peru Sectional

5/26	Peru	W	5-1
5/30	West Lafayette	W	4-3

### Griffith Regional

6/6	Glenn	W	11-0
6/6	Griffith	W	10-4

### Kokomo Semi-State

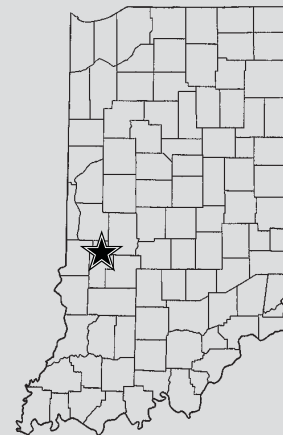
6/11	Delta	W	15-4
------	-------	---	------

# Northview Knights

## Class 3A



Front Row (left to right): Caleb Escott, Timmy Fiddler, Kaleb Farkas, Braden Nevins, Cole Pierce, Matt Clawson, Jacob Vanatti, Brevan Harper, Noah Short, Jase Glassburn  
 Second Row: Coach Jim Tucker, Trey Tucker, Andrew Osborn, Diego Franco, Andy Young, Trey Shaw, Dalton Shaw, Devin Wallen, Logan Bennett, Kendrick McKee, Hayden France, Head Coach Craig Trout, Asst. Coach Tony Trout  
 Back Row: Coach Derik Tipton, Chase McCrocklin, Dylan Boor, Mike Walters, Braydon Tucker, Nathan Thomas, Luke Lancaster, Jayden Lindsay, Mitchell Howald, Alex Reinoehl, Zach Aten, Mgr. Logan White



### Team Facts

Town/City: Brazil  
 County: Clay  
 Superintendent: Jeff Fritz  
 Principal: Chris Mauk  
 Athletic Director: Charley Jackson  
 Head Coach: Craig Trout  
 Assistant Coaches: Tony Trout, Mitch Lancaster, Jim Tucker  
 Student Managers: Madison McDonald, Logan White  
 School Colors: Maroon, Black, and Silver  
 Conference: Western Indiana  
 Enrollment: 1058  
 Last Year's W-L Record: 15-7

### Team Roster & Statistics

Lt.	Dk.	Name	B/T	Ht.	Pos.	Gr.	AB	H	R	RBI	2B	3B	HR	Avg.
1	1	Trevor Cook	R/R	5-8	OF	9	2	0	3	0	0	0	0	.000
7	7	Matt Clawson	L/L	5-10	OF	11	73	18	20	16	7	0	0	.247
9	9	Brevan Harper	R/R	5-8	IF	9	--	--	--	--	--	--	--	----
10	10	Noah Short	R/R	5-10	C	11	2	0	7	0	0	0	0	.000
14	14	Trey Shaw	L/R	5-10	OF	9	39	13	16	4	2	1	0	.333
15	15	Andy Young	R/R	5-10	IF	10	0	0	3	0	0	0	0	.000
16	16	Alex Reinoehl	R/R	6-1	IF	11	67	16	14	6	2	0	0	.239
17	17	Trey Tucker	R/R	5-11	C	9	--	--	--	--	--	--	--	----
20	20	Nathan Thomas	R/R	6-0	P	12	63	15	5	20	3	0	1	.238
22	22	Jase Glassburn	R/R	5-9	OF	11	61	20	31	10	2	0	0	.328
23	23	Mitchell Howald	R/R	6-1	IF	11	96	37	36	17	5	2	1	.385
24	24	Kendrick McKee	R/R	5-11	IF	11	2	0	2	0	0	0	0	.500
26	26	Hayden France	R/R	6-0	OF	11	77	15	17	12	2	0	0	.195
27	27	Luke Lancaster	R/R	6-2	IF	11	71	21	17	18	1	0	0	.296
28	28	Jayden Lindsay	R/R	6-1	OF	11	3	0	3	0	0	0	0	.000
29	29	Dalton Shaw	R/R	6-0	C	12	94	32	12	36	10	0	3	.340
31	31	Andrew Osborn	R/R	6-0	IF	10	37	9	7	7	1	0	0	.243
32	32	Braydon Tucker	L/R	6-3	P	10	89	35	27	30	10	2	3	.393
37	37	Mike Walters	R/R	6-2	IF	11	--	--	--	--	--	--	--	----
38	38	Zach Aten	L/R	6-2	IF	11	--	--	--	--	--	--	--	----
<b>Totals</b>							<b>777</b>	<b>232</b>	<b>218</b>	<b>179</b>	<b>45</b>	<b>5</b>	<b>8</b>	<b>.300</b>

### Pitchers

Lt.	Dk.	Name	W/L	ERA	GS	CG	SV	IP	BF	H	R	ER	BB	SO	HBP
16	16	Alex Reinoehl	2-0	2.73	2	0	0	19.0	82	18	7	7	6	9	3
20	20	Nathan Thomas	7-3	2.80	14	4	1	66.1	281	59	29	24	19	65	7
27	27	Luke Lancaster	6-2	2.91	3	2	0	37.2	161	28	15	14	11	29	7
32	32	Braydon Tucker	9-1	1.55	10	6	0	68.2	283	58	19	14	18	81	3
<b>Totals</b>			<b>24-6</b>	<b>2.35</b>	<b>30</b>	<b>12</b>	<b>1</b>	<b>192.2</b>	<b>812</b>	<b>163</b>	<b>71</b>	<b>59</b>	<b>55</b>	<b>184</b>	<b>20</b>

### State Finals History

First Appearance



Craig Trout  
3rd Year (53-23)

### Season Results (24-6)

4/2	Bloomington North	W	16-2
4/2	Shakamak	W	10-0
4/5	Clay City	W	16-1
4/12	at Sullivan	W	2-0
4/11	Sullivan	W	10-0
4/15	Terre Haute South	L	1-2
4/16	Hobart	L	0-4
4/16	Evansville Mater Dei	W	6-2
4/19	West Vigo	L	2-3
4/20	at West Vigo	W	10-0
4/23	Lawrence Central	W	6-0
4/23	Richmond	L	1-2
4/26	at South Vermillion	W	8-0
5/4	Greencastle	W	7-0
5/6	at Edgewood	L	5-10
5/7	Terre Haute North	W	16-7
5/9	at Terre Haute South	L	3-4
5/10	South Putnam	W	7-1
5/11	at South Putnam	W	13-2
5/14	Danville	W	6-3
5/16	Linton-Stockton	W	10-1
5/19	at Edgewood	W	14-8
5/21	vs. Mooresville	W	3-0
5/21	vs. Bedford North Lawrence	W	6-3

### Sullivan Sectional

5/25	vs. West Vigo	W	10-3
5/26	vs. Sullivan	W	4-1
5/30	vs. Owen Valley	W	2-0

### Crawfordsville Regional

6/6	vs. Brebeuf Jesuit	W	8-7
6/6	vs. Indian Creek	W	11-4

### Jasper Semi-State

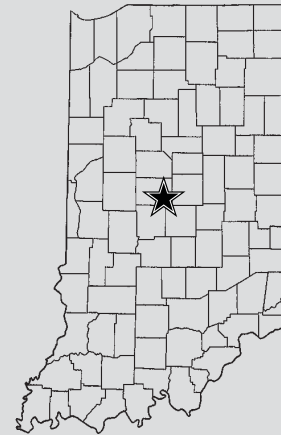
6/11	vs. Evansville Memorial	W	5-0
------	-------------------------	---	-----

# Zionsville Eagles

## Class 4A



Front Row (left to right): Jimmy Sullivan, Stephen Karis, Riley Bertram, Kyle Richardson; Second Row: XMadison Karis, Lily Farber, MaKayla Carney, Nolan Elsbury, Jacob Hurtubise, Jake Hurd, Garrett Hill, Nick Prather, Ben Pinegar, Stephen Damm, Macy Moore, Jenna Marron; Back Row: Head Coach Jered Moore, Asst. Coach Jeremy Honaker, Drew Bertram, Max Bohrer, Max Ungar, James Meyer, Jack Pilcher, Jordan Cox, Sam Edgell, RJ Wagner, Chad Garisek, Asst. Coach Greg Vogt



### Team Facts

Town/City: Zionsville  
 County: Boone  
 Superintendent: Dr. Scott Robinson  
 Principal: Tim East  
 Athletic Director: Greg Schellhase  
 Head Coach: Jered Moore  
 Assistant Coaches: Jeremy Honaker, Greg Vogt  
 Student Managers: Makayla Carney, Bailey Hall, Brooke Latka, Lily Farber, Macy Moore, Jenna Marron, Madison Karis  
 School Colors: Green and White  
 Conference: Hoosier Crossroads  
 Enrollment: 1911  
 Last Year's W-L Record: 23-8

### Team Roster & Statistics

Lt.	Dk.	Name	B/T	Ht.	Pos.	Gr.	AB	H	R	RBI	2B	3B	HR	Avg.
1	1	Kent Sadler	R/R	6-0	SS	11	1	0	0	0	0	0	0	.000
2	2	Nolan Elsbury	R/R	5-11	RF	12	100	33	24	19	6	2	0	.330
3	3	Chad Garisek	R/R	6-1	3B	11	92	23	13	15	8	1	0	.250
4	4	Nick Nelson	R/R	5-10	CF	10	0	0	0	0	0	0	0	.000
5	5	James Meyer	R/R	6-2	P	12	7	2	0	0	0	0	0	.286
7	7	Michael Rocco	R/R	5-11	2B	11	0	0	0	0	0	0	0	.000
8	8	Riley Bertram	R/R	5-11	SS	10	80	26	14	8	4	0	0	.325
10	10	Ben Pinegar	R/R	6-0	P	12	3	0	0	0	0	0	0	.000
11	11	Jacob Hurd	R/R	6-0	LF	12	68	17	10	11	7	0	1	.250
13	13	Stephen Karis	R/R	5-9	C	10	14	2	1	0	1	1	0	.143
15	15	Kyle Richardson	R/R	5-8	C	10	11	1	1	1	0	0	0	.091
16	16	Nick Prather	R/R	6-1	P	12	86	29	10	23	10	0	2	.337
17	17	Jack Pilcher	R/R	6-3	P	12	61	12	9	11	4	0	1	.197
19	19	Sam Edgell	R/R	6-1	1B	10	49	14	10	7	5	1	0	.286
20	20	Jordan Cox	R/R	6-2	1B	12	82	23	16	17	4	1	1	.280
22	22	Drew Bertram	R/R	5-11	2B	12	101	32	19	20	5	1	1	.317
23	23	Max Bohrer	R/R	6-1	P	11	4	0	1	0	0	0	0	.000
27	27	Jacob Hurtubise	L/R	5-10	CF	12	91	41	33	14	6	2	0	.451
32	32	Jimmy Sullivan	R/R	5-11	RF	12	10	3	14	0	0	0	0	.300
33	33	Stephen Damm	R/R	6-0	C	12	34	6	1	6	1	0	1	.176
34	34	Max Ungar	R/R	6-2	C	12	4	0	0	0	0	0	0	.000
47	47	Kyle Callahan	R/R	6-2	RF	10	0	0	0	0	0	0	0	.000
<b>Totals</b>							<b>898</b>	<b>264</b>	<b>177</b>	<b>153</b>	<b>61</b>	<b>9</b>	<b>7</b>	<b>.294</b>

### Pitchers

Lt.	Dk.	Name	W/L	ERA	GS	CG	SV	IP	BF	H	R	ER	BB	SO	HBP
5	5	James Meyer	1-0	1.85	--	0	4	22.2	98	13	7	6	13	34	5
9	9	Garrett Hill	0-0	28.00	--	0	0	1.0	15	2	5	4	9	1	2
10	10	Ben Pinegar	4-1	0.78	--	0	0	27.0	117	21	5	3	16	30	2
16	16	Nick Prather	11-0	0.91	--	0	0	69.1	272	46	14	9	20	76	5
17	17	Jack Pilcher	5-0	1.58	--	0	2	40.0	180	37	16	9	23	64	5
20	20	Jordan Cox	1-2	3.50	--	0	2	10.0	45	8	7	5	7	14	4
23	23	Max Bohrer	0-0	0.00	--	0	0	9.2	44	9	3	0	6	13	0
24	24	Tyler Milby	0-0	2.33	--	0	0	3.0	14	4	2	1	0	4	0
25	25	RJ Wagner	8-1	1.24	--	0	0	56.2	232	38	14	10	26	56	4
<b>Totals</b>			<b>30-4</b>	<b>1.37</b>	<b>35</b>	<b>0</b>	<b>8</b>	<b>239.1</b>	<b>1021</b>	<b>179</b>	<b>73</b>	<b>47</b>	<b>120</b>	<b>292</b>	<b>27</b>

### State Finals History

First Appearance



Jered Moore  
3rd Year (69-25-1)

### Season Results (30-4-1)

3/28	Lafayette Jefferson	W	4-3
3/30	at Westfield	W	11-0
4/01	Westfield	W	3-1
4/01	Westfield	W	9-1
4/08	vs. Ballard (KY)	W	6-3
4/08	vs. Champaign Central (IL)	W	6-2
4/09	vs. Trinity (KY)	T	1-1
4/09	vs. Southwestern (KY)	W	6-5
4/14	at Carmel	W	3-0
4/15	at Lebanon	W	5-2
4/16	at McCutcheon	W	2-0
4/19	at Noblesville	W	7-3
4/20	Noblesville	L	1-5
4/21	at Noblesville	W	8-3
4/22	Ben Davis	W	2-0
4/28	Hamilton Southeastern	W	2-0
4/29	at Hamilton Southeastern	W	5-0
5/02	Hamilton Southeastern	L	0-3
5/03	Kokomo	W	2-1 (10)
5/05	at Brownsburg	W	5-3
5/06	Brownsburg	W	11-0
5/07	at Brownsburg	W	7-2
5/09	at Brebeuf Jesuit	L	3-9
5/10	Harrison (West Lafayette)	W	3-2 (9)
5/13	Avon	W	10-0
5/13	Avon	W	4-3
5/14	at Avon	W	5-1
5/19	at Fishers	W	3-0
5/20	Fishers	W	9-1
5/21	at Fishers	L	1-6

#### Lafayette Jefferson Sectional

5/28	vs. Logansport	W	10-0
5/30	vs. McCutcheon	W	4-3

#### Lafayette Jefferson Regional


6/6	vs. Homestead	W	3-1
6/6	vs. Carmel	W	8-4

#### Kokomo Semi-State

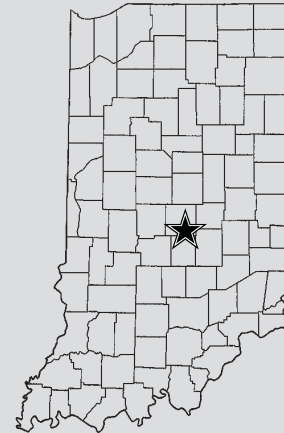
6/11	vs. Penn	W	8-5
------	----------	---	-----

# Roncalli Rebels

## Class 4A



Front Row (left to right): Nick Schnell and Dylan Williams; Second Row: Pete Baker, Mark Cobb, Brian Keeney, Hayden Harper, Max Bridgewater, Tyler Lucas, Jake Franklin, Blake Chitwood, Robbie Strader, Johnny Anderson; Back Row: Harrison Koppenhofer, Will Harris, Jake Evans, Sam Phillips, Michael McAvene, Conrad Daniel, Eric Schwartz, Cody Smith, Bailey Mulinaro (manager)



### Team Facts

Town/City: Indianapolis  
 County: Marion  
 Superintendent: Gina Fleming  
 Principal: Chuck Weisenbach  
 Athletic Director: David Lauck  
 Head Coach: Aaron Kroll  
 Assistant Coaches: Mark Pieper, Jay Hundley  
 Student Manager: Bailey Mulinaro  
 School Colors: Red, White and Blue  
 Conference: Independent  
 Enrollment: 1220  
 Last Year's W-L Record: 25-4

### Team Roster & Statistics

Lt.	Dk.	Name	B/T	Ht.	Pos.	Gr.	AB	H	R	RBI	2B	3B	HR	Avg.
1	1	Jake Franklin	L/R	6-1	SS	12	92	30	25	21	4	0	2	.326
2	2	Max Bridgewater	R/R	5-10	C	11	10	2	0	3	0	0	0	.200
3	3	Hayden Harper	R/R	5-7	2B	10	63	13	16	5	1	0	0	.206
4	4	Will Harris	R/R	6-3	RF	12	89	24	18	7	1	0	1	.270
7	7	Nick Schnell	L/R	6-2	CF	10	81	36	31	21	9	5	4	.444
8	8	Conrad Daniel	R/R	6-4	P	12	1	0	0	0	0	0	0	.000
9	9	Robbie Strader	R/R	6-1	3B	12	95	26	20	15	5	0	0	.274
10	10	Mark Cobb	L/L	5-9	OF	10	2	0	2	0	0	0	0	.000
11	11	Tyler Lucas	L/L	6-1	1B/P	12	67	22	17	24	6	0	5	.328
12	12	Cody Smith	R/R	5-11	C/P	12	85	40	4	31	9	0	3	.471
13	13	Dylan Williams	R/R	6-1	OF/IF	10	78	22	18	17	10	0	0	.282
15	15	Jake Evans	L/R	6-2	OF/P	11	2	0	4	0	0	0	0	.000
17	17	Brian Keeney	R/R	5-8	C/IF	9	27	3	15	4	0	0	0	.111
19	19	Jonny Anderson	R/R	5-8	C	11	0	0	0	0	0	0	0	.000
20	20	Blake Chitwood	R/R	5-9	LF	12	80	18	20	6	1	0	0	.225
21	21	Harrison Koppenhofer	R/R	6-1	SS	10	0	0	0	0	0	0	0	.000
23	23	Pete Baker	L/R	5-6	2B/OF	10	0	0	0	0	0	0	0	.000
<b>Totals</b>							<b>772</b>	<b>236</b>	<b>190</b>	<b>154</b>	<b>46</b>	<b>5</b>	<b>15</b>	<b>.306</b>

### Pitchers

Lt.	Dk.	Name	W/L	ERA	GS	CG	SV	IP	BF	H	R	ER	BB	SO	HBP
1	1	Jake Franklin	0-1	7.41	0	0	0	5.2	30	8	7	6	1	7	2
3	3	Hayden Harper	0-1	15.75	0	0	0	1.1	9	4	3	3	2	0	0
5	5	Eric Schwartz	0-0	0.00	0	0	0	2.1	10	1	1	0	3	1	1
8	8	Conrad Daniel	5-0	1.02	5	3	0	41.0	152	15	8	6	13	38	1
11	11	Tyler Lucas	2-1	3.73	5	2	1	30.0	137	25	19	16	24	27	3
12	12	Cody Smith	5-1	2.08	8	2	0	40.1	169	28	13	12	7	47	8
14	14	Michael McAvene	8-4	1.86	11	5	0	64.0	275	33	21	17	33	122	17
15	15	Jake Evans	0-0	1.75	1	0	0	4.0	17	3	2	1	2	5	0
24	24	Sam Phillips	2-1	3.09	1	0	0	11.1	66	13	11	5	16	12	0
<b>Totals</b>			<b>22-9</b>	<b>2.31</b>	<b>31</b>	<b>12</b>	<b>1</b>	<b>200.0</b>	<b>865</b>	<b>130</b>	<b>85</b>	<b>66</b>	<b>101</b>	<b>259</b>	<b>32</b>

### State Finals History

Runner-Up: 1982, 2012 (4A)  
 Appearances: 1982, 2012 (4A), 2016 (4A)



Aaron Kroll  
 2nd Year (47-13)

### Season Results (22-9)

3/28	at Lawrence Central	W	10-0 (5)
3/29	Indpls. Cardinal Ritter	W	3-2
4/1	at Center Grove	L	2-4
4/5	Greenfield Central	W	11-0 (5)
4/8	vs. Southwestern (Ky)	L	2-3
4/9	vs. Beechwood (Ky)	L	5-6 (6)
4/9	vs. Tates Creek (Ky)	W	2-0
4/12	vs. Brebeuf Jesuit	L	4-5
4/15	Franklin Central	W	3-1
4/15	Franklin Central	W	13-3 (6)
4/19	Indpls. Cathedral	L	0-1
4/20	at New Palestine	W	7-4
4/21	Indpls. Bishop Chatard	W	4-0
4/23	at Columbus North	L	8-13
4/25	Guerin Catholic	W	11-1 (5)
4/29	at Perry Meridian	L	2-4
4/29	at Perry Meridian	W	5-1
5/2	at Pike	W	15-2 (5)
5/6	Perry Meridian	W	7-0
5/7	Lawrence North	L	0-3
5/12	at Columbus North	W	6-0
5/16	at Southport	W	6-1
5/17	Decatur Central	W	1-0 (9)
5/19	Ben Davis	W	3-0
5/21	at Terre Haute North	L	1-10

### Pike Sectional

5/25	vs. Perry Meridian	W	16-6 (6)
5/28	vs. Ben Davis	W	6-0
5/30	vs. Decatur Central	W	10-0 (5)

### Decatur Central Regional

6/6	vs. Lawrence North	W	7-4
6/6	vs. Pendleton Heights	W	12-6

### Plainfield Semi-State

6/11	vs. Center Grove	W	8-5 (8)
------	------------------	---	---------