



Indiana High School Athletic Association, Inc.
9150 N. Meridian Street, P.O. Box 40650, Indianapolis, Indiana 46240-0650

Phone: (317) 846-6601 FAX: (317) 575-4244 www.ihsaa.org

NEWS RELEASE

Live Television Coverage

Each state championship game will be carried live by the following affiliates of the IHSAA Champions Television Network:

- Clarksville/Louisville, "Indiana's 9"
- Evansville, "Local 7"
- Fort Wayne, "Indiana's NewsCenter"
- Indianapolis, "Indiana's 4"
- Kokomo, "Indiana's 4"
- Merrillville, "Lakeshore Public TV"
- South Bend, WHME-46



Tune into the webcast at IHSAAtv.org

Live television coverage of each state championship game will be streamed on-line at www.IHSAAtv.org and available to anyone, anywhere.

Broadcast Talent

Class A

Jerry Baker, Play-by-Play
Mark Herrmann, Color Analyst
Jeremiah Johnson, Sideline Reporter

Class 2A

Mark Jaynes, Play-by-Play
Lance Scheib, Color Analyst
Greg Rakestraw, Sideline Reporter

Class 3A

Kevin Lee, Play-by-Play
Dick Dullaghan, Color Analyst
Greg Rakestraw, Sideline Reporter

Class 4A

Jerry Baker, Play-by-Play
Mark Herrmann, Color Analyst
Jeremiah Johnson, Sideline Reporter

Class 5A

Jerry Baker, Play-by-Play
Mark Herrmann, Color Analyst
Jeremiah Johnson, Sideline Reporter

The 40th Annual IHSAA Football State Finals presented by the Indianapolis Colts November 23-24, 2012 Lucas Oil Stadium, Indianapolis, Ind.

Friday, November 23, 2012

Class A | Lafayette Central Catholic (13-1) vs. Indianapolis Scecina (11-3) | **3:30 pm ET**
Class 2A | Fort Wayne Bishop Luers (10-4) vs. Indianapolis Cardinal Ritter (14-0) | **7 pm ET**

Saturday, November 24, 2012

Class 3A | Hamilton Heights (13-1) vs. Indianapolis Bishop Chatard (12-2) | **Noon ET**
Class 4A | Mishawaka (11-3) vs. Indianapolis Cathedral (9-5) | **3:30 pm ET**
Class 5A | Fort Wayne Snider (14-0) vs. Lawrence Central (14-0) | **7:05 pm ET**

TICKETS: \$15.00 per day; All seats are general admission. Single day tickets may be purchased at participating schools the week of the state finals. Contact schools for ticket distribution hours. Tickets also will be available game day at the Lucas Oil Stadium Ticket Office located on the southeast side of the venue at street level nearest Capitol Avenue.

GATES OPEN: Lucas Oil Stadium will open its gates to fans beginning one hour prior to kickoff of the first game each day. On Friday, gates will open at 2:30 pm ET and on Saturday at 11 am ET.

TELEVISION: All five state championship games will be broadcast live throughout the state on the IHSAA Champions Television Network. A list of channels and markets are listed to the left.

WEBCAST: All five state championship games will be webcast in live audio and video and available around the globe at www.IHSAAtv.org.

RADIO: The IHSAA Championship Radio Network will broadcast all five games to affiliates statewide. A list of markets and frequencies is available on the next page. A detailed list of which games each affiliate will carry will be posted to www.ihsaa.org this week.

DRIVING DIRECTIONS & PARKING: www.icclos.com

SOUVENIR PROGRAMS: Complimentary copies of the official souvenir program may be obtained at each entrance gate to Lucas Oil Stadium.



The IHSAA State Football
Tournament is proudly
presented by the
Indianapolis Colts.



IHSAA Champions Radio Network

The network affiliates listed below will carry one or more of the five state championship games. Check ihsaa.org this week for further details.

	Play-by-Play	Color Analyst
1A	Brandon Gaudin	Matt Surface
2A	Matt Taylor	Matt Surface
3A	Mark Jaynes	Matt Surface
4A	Greg Rakestraw	Dick Dullaghan
5A	Matt Taylor	Dick Dullaghan

Sideline Reporter: Greg Rakestraw (A); Tony Donahue (2A, 3A); Mark Jaynes (4A, 5A)



License City	Call Letters	Frequency
Anderson, IN	WHBU	1240 AM
Austin, IN	WXKU	92.7 FM
Batesville, IN	WRBI	103.9 FM
Berne, IN	WZBD	92.7 FM
Boonville, IN	WBNI	1540 AM
Crawfordsville, IN	WIMC	103.9 FM
Crawfordsville, IN	WCDQ	106.3 FM
Evansville, IN	WGBF	1280 AM
Hardinsburg, IN	WKLO	96.9 FM
Huntingburg, IN	WBDC	100.9 FM
Indianapolis, IN	WFNI	1070 AM
Jasper, IN	WQKZ	98.5 FM
Jasper, IN	WITZ	104.7 FM
Ligoner	WLEG	102.7 FM
Loogootee, IN	WRZR	94.5 FM
Madison, IN	WORX	96.7 FM
Madison, IN	WXGO	1270 AM
Michigan City, IN	WEFM	95.9 FM
Muncie, IN	WXFN	1340 AM
New Albany, IN	WNDA	1570 AM
New Castle, IN	WLTJ	1550 AM
Paoli, IN	WUME	95.3 FM
Plymouth, IN	WTCA	1050 AM
Portland, IN	WPGW	1440 AM
Portland, IN	WPGW	100.9 FM
Rochester, IN	WROI	92.1 FM
Santa Claus, IN	WAXL	103.3 FM
Shelbyville, IN	WSVX	96.5 FM
Shelbyville, IN	WSVX	1520 AM
South Bend, IN	WSBT	960 AM
South Bend, IN	WSBT	96.1 FM
Sullivan, IN	WNDI	95.3 FM
Washington, IN	WAMW	107.9 FM

State Finals Media Information

Bobby Cox, Commissioner, bcox@ihsaa.org
Robert Faulkens, Assistant Commissioner/Tournament Administrator, rfaulkens@ihsaa.org
Chris Kaufman, Assistant Commissioner, ckaufman@ihsaa.org
Jason Wille, Sports Information Director, jwille@ihsaa.org
Toni Polizzi, Communications Assistant, tpolizzi@ihsaa.org
David Lang, Sports Administration Intern, dlang@ihsaa.org
 Main Office Phone: 317-846-6601

CREDENTIALS: For media outlets intending to cover the football state finals, please apply for credentials (with name of individual(s) applying) through IHSAA Sports Information Director Jason Wille at jwille@ihsaa.org. Requests MUST originate from a recognized business account; e-mails from personal accounts (ie: yahoo.com, aol.com, gmail.com, etc.) will not be accepted. The deadline for requests is 4 pm ET / 3 pm CT on Wednesday, Nov. 21. Credentials will not be granted after that time. Please note that the football state finals require a specific credential. Any passes issued previously will not allow admission to this event. Approved requests will be available at media will-call located inside the northwest entrance to Lucas Oil Stadium nearest the corner of Missouri and South streets on game day. Credentials will not be mailed.

MEDIA PARKING: There is no designated parking area for media for this event though there are numerous parking options within short walking distance of the stadium. For a map, visit <http://www.icclos.com>

MEDIA WILL-CALL/ENTRANCE: Approved credential requests will be available for pickup at media will-call at Lucas Oil Stadium on either game day. Media will-call will be located inside the northwest entrance to the stadium nearest the corner of Missouri and South streets. Credentials may be claimed beginning at 1 pm ET on Friday and 9:30 am ET on Saturday. Please have identification available and be prepared to have bags and equipment checked by security officials. From that location, you may take the adjacent elevators to the press box or field level.

SEAT ASSIGNMENTS: Except where permanent lines have been installed for those that have ordered them, an open seating policy will be used in the press box. Specific booth/seating assignments for television, radio and internet broadcasters will be posted in the press box.

BROADCAST PHONE LINES: Those requiring phone line installation should contact Ira Maher at three-sixty group for an order form as soon as possible. Maher may be reached at 317-633-1456 or via e-mail at ira@360grouponline.com or you may order directly on-line at <http://www.icclos.com>.

WIRELESS INTERNET: Wireless internet access is available in the Lucas Oil Stadium press box through the facility service provider Smart City for a fee of \$14.95 per 24 hours and payable by credit card.

HIGH-SPEED BROADBAND: For media seeking a higher-speed connection or alternative services at Lucas Oil Stadium, please make arrangements in advance by contacting Dennis O'Gara of Smart City at 317-262-4600.

TEAM BENCH AREA: All credentialed media will have access to the field level. However, we solicit cooperation in keeping the sidelines as clean as possible during the games. The defined team bench area between the 30-yard lines is a restricted area for the teams only. Your cooperation is appreciated. During the games, all media personnel must observe the field markings and work behind the **white-painted** area that is approximately two yards wide around the perimeter of the field on the sides and in the end zones. Photographers may work from the end zone to the 30-yard-line at each end of the field from either sideline.

LIVE TELEVISION CUT-INS: Showing live game action is prohibited. Stand-up reports for newscasts are permitted from inside the stadium provided that no live action is shown.

POST-GAME GUIDELINES: Due to contractual obligations, the IHSAA Television and Radio network personnel will have priority in conducting interviews with coaches and players on the field immediately following each game. If time permits before the awards ceremony, additional interviews may be conducted with the assistance of IHSAA media stewards. Otherwise, all interviews will be conducted off the field following the awards ceremony and team photograph session. We solicit your continued cooperation with this policy in order to continue on-the-field post-game access in the future. The post-game ceremonies order will be as follows:

- Mental Attitude Award presentation
- Runner-Up medals and trophy presentation
- Championship medals and trophy presentation
- Team Photographs by Visual Sports Network

HOSPITALITY: The IHSAA will provide a hospitality area with food and drinks on Friday and Saturday in the press box for all credentialed media personnel.

GAME DAY WEBSITE / TWITTER UPDATES: Scores will be updated at the end of each quarter of play on the IHSAA website at www.ihsaa.org. Final box scores, play-by-play along with a recap will be posted as soon as possible after the conclusion of each championship game. Also follow us on Twitter: [@IHSAA1](https://twitter.com/IHSAA1).

NO CHILDREN, PLEASE – With the exception of high school students representing their school's newspaper, yearbook, radio or television station, and who have a team participating, no young people or children will be issued media credentials or be allowed in the working media area.



The IHSAA State Football Tournament is proudly presented by the Indianapolis Colts.

State Leaders (Team)

Information courtesy of John Harrell's Indiana High School Football website

POINTS SCORED PER GAME

1. Charlestown	59.15
2. Indpls. Ritter	51.29
3. Linton	48.64
4. Knightstown	45.91
5. Oak Hill	44.60
6. Tri-Central	43.83
7. N. Vermillion	43.31
8. Castle	43.23
9. Hamilton Hts.	43.21
10. Jeffersonville	43.08
11. Fountain Cent.	42.70
12. Heritage Chr.	42.50
13. North Posey	42.36
14. Homestead	42.10
15. Andrean	41.64
16. Lakeland	41.50
17. Gary West	41.36
18. Lawrenceburg	41.31
19. Mt. Vern. (Fort.)	41.23
20. Speedway	40.73
21. Merrillville	40.50
22. Center Grove	40.21
23. Jimtown	40.00
24. East Noble	39.70
25. Ev. Central	39.40
26. West Central	39.25
27. Cass	39.23
28. Hagerstown	38.70
29. Columbus East	38.50
30. Churubusco	38.42
31. Lawr. Central	38.21
32. Shenandoah	38.15
33. Tipton	38.00
34. Heritage	37.85
35. Greenwood	37.73
36. Indpls. Chatard	37.29
37. FW Snider	37.21
38. East Chicago	36.91
39. Whiting	36.73
40. New Prairie	36.00
41. Jasper	35.58
42. Hamilton SE	35.55
43. Carroll (FW)	35.54
44. Pioneer	35.50
45. Penn	35.36
46. Danville	35.30
47. Martinsville	34.70
48. Chesterton	34.45
49. Anderson	34.20
50. Pendleton Hts.	34.18

Among Class 5A Teams

6. Lawr. Central	38.21
7. FW Snider	37.21

Among Class 4A Teams

-- Indpls. Cathedral	32.6
-- Mishawaka	30.6

Among Class 3A Teams

2. Hamilton Hts.	43.21
6. Indpls. Chatard	37.29

Among Class 2A Teams

1. Indpls. Ritter	51.29
-- FW Luers	24.7

Among Class A Teams

-- Lafayette CC	32.2
-- Indpls. Scecina	31.9

POINTS ALLOWED PER GAME

1. Linton	5.71
2. Greencastle	6.50
3. Jimtown	8.83
4. Hamilton Hts.	9.50
5. Carmel	9.90
6. Brownsburg	10.00
7. Lawr. Central	10.29
8. Charlestown	10.46
9. Whiting	10.64
10. Jasper	10.83
11. Ben Davis	10.90
12. Leo	11.00
13. Attica	11.08
14. Lafayette CC	11.21
15. Warren Central	11.36
16. Churubusco	11.75
17. W. Washington	11.85
18. North Posey	11.91
19. Greensburg	12.08
20. East Central	12.10
South Putnam	12.10
22. N. Montgomery	12.40
23. Pioneer	12.50
24. Indpls. Chatard	12.57
25. Sullivan	13.00
26. N. Vermillion	13.08
27. Lake Central	13.18
28. FW Luers	13.50
Tri-Central	13.50
30. Paoli	13.58
31. Homestead	13.60
32. Tipp. Valley	14.09
33. West Lafayette	14.20
34. Fountain Cent.	14.30
35. Hagerstown	14.90
36. Vincennes	14.91
Penn	14.91
38. Center Grove	14.93
39. Heritage	15.00
40. Heritage Hills	15.20
41. Brownstown	15.33
42. New Prairie	15.36
43. S. Central (UM)	15.50
44. North Miami	15.62
45. Indpls. Roncalli	15.83
46. TH North	16.00
Tri-West	16.00
48. Columbus East	16.07
49. Western Boone	16.09
50. SB St. Joseph's	16.33

Among Class 5A Teams

3. Lawr. Central	10.29
-- FW Snider	18.3

Among Class 4A Teams

8. Indpls. Cathedral	17.29
-- Mishawaka	23.1

Among Class 3A Teams

3. Hamilton Hts.	9.50
7. Indpls. Chatard	12.57

Among Class 2A Teams

5. FW Luers	13.50
9. Indpls. Ritter	17.29

Among Class A Teams

4. Lafayette CC	11.21
-- Indianapolis Scecina	16.6

AVERAGE MARGIN OF VICTORY

1. Charlestown	48.69
2. Linton	42.93
3. Indpls. Ritter	34.00
4. Hamilton Hts.	33.71
5. Jimtown	31.17
6. North Posey	30.45
7. Tri-Central	30.33
8. N. Vermillion	30.23
9. Homestead	28.50
10. Fountain Cent.	28.40
11. Lawr. Central	27.93
12. Churubusco	26.67
13. Oak Hill	26.40
14. Whiting	26.09
15. Center Grove	25.29
16. Castle	24.85
17. Jasper	24.75
18. Indpls. Chatard	24.71
19. Hagerstown	23.80
20. Pioneer	23.00
21. Heritage	22.85
Mt. Vern. (Fort.)	22.85
23. Lawrenceburg	22.77
24. West Central	22.67
25. Columbus East	22.43
26. Attica	22.42
27. Brownsburg	22.00
28. Cass	21.92
29. Greencastle	21.92
30. Lakeland	21.80
31. Heritage Chr.	21.42
32. East Noble	21.20
33. Lafayette CC	21.00
34. Tipton	20.69
35. New Prairie	20.64
36. Penn	20.45
37. Leo	20.00
38. Paoli	19.67
39. FW Snider	18.93
40. East Chicago	18.45
41. South Putnam	18.00
Tipp. Valley	18.00
43. Andrean	17.86
44. Carmel	17.40
45. Ev. Central	17.40
46. Knightstown	17.18
47. Jeffersonville	16.75
48. Speedway	16.09
49. Greenwood	16.00
50. Lake Central	15.73

Among Class 5A Teams

2. Lawr. Central	27.93
7. FW Snider	18.93

Among Class 4A Teams

-- Indpls. Cathedral	15.3
-- Mishawaka	7.5

Among Class 3A Teams

2. Hamilton Hts.	33.71
4. Indpls. Chatard	24.71

Among Class 2A Teams

1. Indpls. Ritter	34.00
-- FW Luers	11.2

Among Class A Teams

9. Lafayette CC	21.00
-- Indianapolis Scecina	15.3

Class A State Finalist Team Notes

A rematch of last year's championship game, Indianapolis Scecina will attempt to halt Lafayette Central Catholic's historic run.

Lafayette Central Catholic Knights

- Ranked #1 in Associated Press and #2 in State Coaches polls.
- Lafayette Central Catholic defeated Indianapolis Scecina, 38-7, in last year's Class A state championship game.
- Lafayette Central Catholic playing for a record-tying fourth consecutive state championship (sixth overall) and would become first Class A school to do so. Warren Central won four straight Class 5A titles from 2003-06. *Note: Fort Wayne Bishop Luers (2A) is attempting to win four consecutive titles as well.*
- With a victory, Central Catholic coach Kevin O'Shea would become first coach in state history to win four consecutive state titles.
- In their semi-state game, Knights won their 23rd consecutive state tournament game tying three other schools for the second-longest string in state history.

All-Time Consecutive Tournament Victories

26: Warren Central, 2003-07.

23: **Fort Wayne Bishop Luers, 2009-current; Lafayette Central Catholic, 2009-current;** Roncalli, 2002-05; Sheridan, 2005-08.

22: Indianapolis Bishop Chatard, 2001-04; Penn, 1995-98.

- Central Catholic's only loss this season - a 14-12 setback at Culver Academies on Sept. 7 - snapped its 48-game winning streak. It was the second longest winning streak in state history.

All-Time Overall Win Streaks

60: Bloomington, 1967-73

48: Lafayette Central Catholic, 2009-12

44: Sheridan, 2005-08

39: Gary Emerson, 1920-25

37: Eastern (Greentown), 1961-65

- Scecina will be the third top 10 opponent of tournament. Defeated #4, Pioneer, 38-7 for sectional title and topped #9 Sheridan, 13-3, in the semi-state.
- One of two teams to play in each of the last four state finals (Fort Wayne Bishop Luers) and one of five to return from last year's championship games (Fort Wayne Bishop Luers, Indianapolis Scecina, Indianapolis Bishop Chatard, Indianapolis Cathedral).
- Team ranks 14th in state in points allowed (11.2), and fourth among all Class A schools.
- Champions of the Hoosier Conference with 6-0 record.

Football State Tournament History

State Champion: **(5)** 1976 (A), 1999 (A), 2009 (A), 2010 (A), 2011 (A)

State Runner-Up: None

Semi-State Championships: **(5)** 1999 (A), 2009 (A), 2010 (A), 2011 (A), 2012 (A)

Regional Championships: **(6)** 1976 (A), 1999 (A), 2009 (A), 2010 (A), 2011 (A), 2012 (A)

Sectional Championships: **(8)** 1976 (A), 1989 (A), 1999 (A), 2005 (A), 2009 (A), 2010 (A), 2011 (A), 2012 (A)

School's IHSAA State Championship History (16)

Baseball: **(6)** 2004 (A), 2007 (A), 2009 (A), 2010 (A), 2011 (A), 2012 (A)

Boys Basketball: **(3)** 1998 (A), 2000 (A), 2003 (A)

Girls Basketball: **(1)** 2006 (A)

Football: **(5)** 1976 (A), 1999 (A), 2009 (A), 2010 (A), 2011 (A)

Volleyball: **(1)** 2010 (A)

Indianapolis Scecina Crusaders

- Tied for #6 in the State Coaches polls; #7 by Associated Press.
- Indianapolis Scecina playing in second straight state championship game after finishing as runner-up to Lafayette Central Catholic a year ago.
- Defeated No. 1 Linton-Stockton on the road in Friday's semi-state game, 17-14 in OT, with a goal line stand on fourth and goal inside the one yard line.
- Team has outscored five tournament opponents, 174-59.
- Will face its third straight top five opponent in #2 Lafayette Central Catholic. Defeated #5 North Vermillion, 27-0 in the regional and #1 Linton-Stockton, 17-14, in OT.
- Head coach Ott Hurrle is in his 21st year at the school with 141-107 record and 142-116 in 23 years overall. Hurrle has coached Scecina to all four state championship game appearances (won 2A titles in 1990 and 1991).
- Finished third with 5-2 record in Indiana Crossroads Conference this season. One of its three losses was to Class 2A state finalist Indianapolis Cardinal Ritter.

Football State Tournament History

State Champion: **(2)** 1990 (2A), 1991 (2A)

State Runner-Up: **(1)** 2011 (2A)

Semi-State Championships: **(4)** 1990 (2A), 1991 (2A), 2011 (A), 2012 (A)

Regional Championships: **(6)** 1990 (2A), 1991 (2A), 1994 (2A), 2002 (2A), 2011 (A), 2012 (A)

Sectional Championships: **(7)** 1990 (2A), 1991 (2A), 1994 (2A), 2000 (2A), 2002 (2A), 2011 (A), 2012 (A)

School's IHSAA State Championship History (3)

Football: **(2)** 1990 (2A), 1991 (2A)

Softball: **(1)** 2007 (2A)

Class 2A State Finalist Team Notes

Top-ranked Cardinal Ritter looks to deny Bishop Luers a record fourth consecutive 2A state title.

Fort Wayne Bishop Luers Knights

- Ranked #5 in both Associated Press and State Coaches polls.
- Fort Wayne Bishop Luers playing for a record-tying fourth consecutive state championship (11th overall) and would become first Class 2A school to do so. Warren Central won four straight Class 5A titles from 2003-06. *Note: Lafayette Central Catholic (1A) is attempting to win four consecutive titles as well.*
- Bishop Luers to face its fourth consecutive top nine opponent. Defeated #9 Chucubusco, 21-0, to win sectional; #7 Tipton, 22-12, in regional and; #4 Andrean, 35-21, in semi-state.
- One of two teams to play in each of the last four state finals (Lafayette Central Catholic) and one of five to return from last year's championship games (Lafayette Central Catholic, Indianapolis Scecina, Indianapolis Bishop Chatard, Indianapolis Cathedral).
- Knights have advanced to another state championship game after legendary coach Matt Lindsay was dismissed mid-season. Steve Keefer has assumed the reigns and is coaching in his third state championship game. Keefer led Luers to the 1985 2A state title and a 1983 runner-up finish.
- In their semi-state game, Knights won their 23rd consecutive state tournament game tying three other schools for the second-longest string in state history.
All-Time Consecutive Tournament Victories
26: Warren Central, 2003-07.
23: **Fort Wayne Bishop Luers, 2009-current; Lafayette Central Catholic, 2009-current;** Roncalli, 2002-05; Sheridan, 2005-08.
22: Indianapolis Bishop Chatard, 2001-04; Penn, 1995-98.
- With a victory, Bishop Luers would tie Indianapolis Bishop Chatard with 11 state championships, the most in state history (Bishop Chatard plays in Saturday's 3A final game).
Most Football State Championships
11: Indianapolis Bishop Chatard.
10: Fort Wayne Bishop Luers.
9: Indianapolis Cathedral, Sheridan.
- Knights making record 15th state championship game appearance (all in 2A) (10-4 in those games) and eighth trip since 2000.
- Team allowing only 11.5 points per game this season, which ranks fifth among all 2A teams.
- One of two Summit Athletic Conference schools competing in state finals. Luers finished tied for second with 5-2 SAC mark this year behind 5A finalist Fort Wayne Snider. Snider a 10-7 meeting between the schools in the opening game of the season on Aug. 17.

Football State Tournament History

State Champion: **(10)** 1985 (2A), 1989 (2A), 1992 (2A), 1999 (2A), 2001 (2A), 2002 (2A), 2007 (2A), 2009 (2A), 2010 (2A), 2011 (2A)
State Runner-Up: **(4)** 1983 (2A), 1991 (2A), 1996 (2A), 2000 (2A)
Semi-State Championships: **(15)** 1983 (2A), 1985 (2A), 1989 (2A), 1991 (2A), 1992 (2A), 1996 (2A), 1999 (2A), 2000 (2A), 2001 (2A), 2002 (2A), 2007 (2A), 2009 (2A), 2010 (2A), 2011 (2A), 2012 (2A)
Regional Championships: **(17)** 1983 (2A), 1985 (2A), 1986 (2A), 1989 (2A), 1991 (2A), 1992 (2A), 1993 (2A), 1996 (2A), 1999 (2A), 2000 (2A), 2001 (2A), 2002 (2A), 2007 (2A), 2009 (2A), 2010 (2A), 2011 (2A), 2012 (2A)
Sectional Championships: **(21)** 1983 (2A), 1984 (2A), 1985 (2A), 1986 (2A), 1987 (2A), 1989 (2A), 1990 (2A), 1991 (2A), 1992 (2A), 1993 (2A), 1996 (2A), 1999 (2A), 2000 (2A), 2001 (2A), 2002 (2A), 2005 (3A), 2007 (2A), 2009 (2A), 2010 (2A), 2011 (2A), 2012 (2A)

School's IHSAA State Championship History (19)

Baseball: **(1)** 2008 (2A)
Boys Basketball: **(2)** 2008 (2A), 2009 (2A)
Girls Basketball: **(6)** 1999 (2A), 2000 (2A), 2001 (2A); 2002 (3A), 2006 (3A), 2011 (2A)
Football: **(9)** 1985 (2A), 1989 (2A), 1992 (2A), 1999 (2A), 2001 (2A), 2002 (2A), 2007 (2A), 2009 (2A), 2010 (2A), 2011 (2A)

Indianapolis Cardinal Ritter Raiders

- Ranked #1 by the Associated Press and State Coaches poll.
- Indianapolis Cardinal Ritter making its second state championship game appearance in five years, its first in Class 2A since 1987 and ninth overall. Each of its other seven visits have been in the Class A final.
- Ritter seeking its second state championship in five seasons (won 2008 Class A crown) and second 15-0 season under seventh year coach Ty Hunt.
- This will be the first state championship meeting between the two parochial schools.
- Cardinal Ritter ranks second in the state in scoring at 51.3 ppg and third in margin of victory at 34.0 ppg.
- Defeated #2 Evansville Mater Dei on the road, 49-14, to win its first semi-state championship in four years.
- Raiders have put up 48+ points in all five of their tournament games.
- Raiders won the Indiana Crossroads Conference title this season with a 7-0 record. One of two conference members competing in state finals (Class A finalist Indianapolis Scecina).
- Junior quarterback Jake Purichia moved into the top 25 among career passing leaders in state history with 7,156 yards. He recorded 238 yards in the semi-state victory.

Football State Tournament History

State Champion: **(3)** 1977 (A), 2003 (A), 2008 (A)
State Runner-Up: **(5)** 1987 (2A), 1991 (A), 1992 (A), 2004 (A), 2006 (A)
Semi-State Championships: **(8)** 1987 (2A), 1991 (A), 1992 (A), 2003 (A), 2004 (A), 2006 (A), 2008 (A), 2012 (A)
Regional Championships: **(12)** 1977 (A), 1985 (2A), 1987 (2A), 1991 (A), 1992 (A), 1999 (A), 2003 (A), 2004 (A), 2006 (A), 2007 (A), 2008 (A), 2012 (A)
Sectional Championships: **(14)** 1977 (A), 1985 (2A), 1986 (2A), 1987 (2A), 1991 (A), 1992 (A), 1999 (A), 2003 (A), 2004 (A), 2006 (A), 2007 (A), 2008 (A), 2009 (2A), 2012 (2A)

School's IHSAA State Championship History (3)

Football **(3)** 1977 (A), 2003 (A), 2008 (A)

Class 3A State Finalist Team Notes

First-time state finalist Hamilton Heights to meet two-time defending champion Indianapolis Bishop Chatard

Hamilton Heights Huskies

- Ranked #4 in both the Associated Press and State Coaches polls.
- Hamilton Heights playing in its first football state championship game and seeking the school's first state title (team or individual) in any sport.
- This is the first state finals appearance by a Hamilton Heights team in any IHSAA team sport.
- Huskies bring a 13-game win streak into the state championship game. It's only loss was a season-opening 19-14 home loss to rival Tipton.
- Beat Eastbrook, 19-14, to win first regional championship in nine years and then topped Mishawaka Marian, 42-13, for its first semi-state crown. Had beaten #5 Western Boone, 52-16, to win sectional title.
- Hamilton Heights ranked #9 in the state in scoring at 43.2 ppg, #4 in points allowed at 9.5 ppg and #4 in margin of victory at 34.0
- Team has scored 42+ points in nine of 14 games this season and held opponents to 7 points or less in seven contests.
- Hamilton Heights won the Mid-Indiana Conference championship with a 7-0 record.
- Second Mid-Indiana Conference team to play in a football state championship game in five years (Lewis Cass was 2008 2A runner-up).
- Huskies are coached by Mitch Street who is 22-4 in just his second year as head coach.

Football State Tournament History

First Appearance in the State Finals

Semi-State Championships: **(1)** 2012 (3A)

Regional Championships: **(2)** 2003 (3A), 2012 (3A)

Sectional Championships: **(7)** 1995 (3A), 2002 (3A), 2003 (3A), 2004 (3A), 2005 (3A), 2010 (3A), 2012 (3A)

School's IHSAA State Championship History

This would be the school's first state championship in any sport.

Indianapolis Bishop Chatard Trojans

- Ranked #2 in State Coaches and #3 in Associated Press polls.
- Bishop Chatard returns for a third straight year as the two-time defending Class 3A champion and has won 17 consecutive state tournament games.
- Bishop Chatard chasing a state-leading 12th championship in football including eighth in last 12 years.
Most Football State Championships
11: Indianapolis Bishop Chatard
10: Fort Wayne Bishop Luers
9: Indianapolis Cathedral, Sheridan
- One of five teams to return from last year's championship games (Lafayette Central Catholic, Indianapolis Sccecina, Fort Wayne Bishop Luers, Indianapolis Bishop Chatard, Indianapolis Cathedral).
- Trojans are 11-1 in state championship games.
- Coach Vince Lorenzano has led Trojans to their last five state titles and will be coaching in his ninth state title game.
- Lorenzano is one of 12 head coaches to appear in a state championship game with two different schools (Ritter in 1991 and 1992).
- Team ranks sixth among 3A schools in scoring at 37.3 ppg and points allowed at 12.6 ppg and fourth in margin of victory at 24.7 ppg.
- Hamilton Heights will be the third ranked team Chatard has faced in last five games. Defeated #7 Brebeuf Jesuit, 28-0, in sectional semifinal and #6 Greencastle, 50-7, for sectional title.
- School will be aiming for second state championship in last three weeks after the volleyball team won the 3A crown in Muncie on Nov. 3.

Football State Tournament History

State Champion: **(11)** 1983 (2A), 1984 (2A), 1997 (3A), 1998 (3A), 2001 (3A), 2002 (3A), 2003 (3A), 2006 (3A), 2007 (3A), 2010 (3A), 2011 (3A)

State Runner-Up: **(1)** 2005 (3A)

Semi-State Championships: **(13)** 1983 (2A), 1984 (2A), 1997 (3A), 1998 (3A), 2001 (3A), 2002 (3A), 2003 (3A), 2005 (3A), 2006 (3A), 2007 (3A), 2010 (3A), 2011 (3A), 2012 (3A)

Regional Championships: **(17)** 1983 (2A), 1984 (2A), 1986 (4A), 1997 (3A), 1998 (3A), 2001 (3A), 2002 (3A), 2003 (3A), 2004 (3A), 2005 (3A), 2006 (3A), 2007 (3A), 2008 (3A), 2009 (3A), 2010 (3A), 2011 (3A), 2012 (3A)

Sectional Championships: **(23)** 1979 (3A), 1982 (3A), 1983 (2A), 1984 (2A), 1985 (4A), 1986 (4A), 1990 (3A), 1995 (2A), 1996 (2A), 1997 (3A), 1998 (3A), 2001 (3A), 2002 (3A), 2003 (3A), 2004 (3A), 2005 (3A), 2006 (3A), 2007 (3A), 2008 (3A), 2009 (3A), 2010 (3A), 2011 (3A), 2012 (3A)

School's IHSAA State Championship History (14)

Boys Basketball: **(1)** 2003 (3A)

Football: **(11)** 1983 (2A), 1984 (2A), 1997 (3A), 1998 (3A), 2001 (3A), 2002 (3A), 2003 (3A), 2006 (3A), 2007 (3A), 2010 (3A), 2011 (3A)

Volleyball: **(2)** 2004 (3A), 2012 (3A)

Class 4A State Finalist Team Notes

Mishawaka will play in its first championship game in 38 years and will face two-time defending champ Cathedral

Mishawaka Cavemen

- Unranked in either Associated Press or State Coaches poll.
- Mishawaka playing in its first state championship game since finishing as the 3A runner-up in 1974, the second year of the state tournament. The Cavemen were one of four teams to qualify for the 3A state tournament, then the biggest school class.
- Cavemen looking for first state championship in an IHSAA "team sport" (Base, Bask, FB, Soccer, SB, VB) since volleyball team won 1988 state title. Wrestling won also won team titles in 1991, 2008 and 2010.
- After starting season 2-3, Cavemen have won nine straight games and will face Indianapolis #3 Cathedral for the title, its first ranked opponent this tournament.
- Mishawaka kicker Daniel Blackford booted a game-winning 19-yard field goal as time expired on Friday night in the team's 24-21 victory at Concord. It was the school's first semi-state championship.
- Mishawaka also emerged victorious in a 36-34 overtime battle for the sectional championship against last year's 4A state runner-up South Bend Washington.
- Finished second in the Northern Indiana Conference this season with a 5-1 record.

Football State Tournament History

State Champion: None.

State Runner-Up: **(1)** 1974 (3A)

Semi-State Championships: **(1)** 2012 (4A)

Regional Championships: **(2)** 1991 (5A), 2012 (5A)

Sectional Championships: **(7)** 1980 (3A), 1988 (5A), 1990 (5A), 1991 (5A), 2009 (5A), 2010 (5A), 2012 (4A)

* Note: Sectionals were first used as part of the state tournament in 1975.

School's IHSAA State Championship History (7)

Boys Cross Country **(1)** 1946

Volleyball **(3)** 1980, 1983, 1988

Wrestling **(3)** 1991, 2008, 2010

Indianapolis Cathedral Fighting Irish

- Ranked #3 by the State Coaches Association and #7 in AP polls.
- Indianapolis Cathedral returns as the two-time defending 4A state champion. School is making its fifth appearance in last seven years. Fighting Irish are 9-3 in state championship games and haven't lost in last eight trips.
- Team looking to win its 18th consecutive state tournament game and equal rival Roncalli's record of three consecutive 4A titles (2002-04).
- Cathedral will be playing for the school's 10th state championship on Saturday.
Most Football State Championships
11: Indianapolis Bishop Chatard
10: Fort Wayne Bishop Luers
9: Indianapolis Cathedral, Sheridan.
- With a Cathedral victory, head coach Rick Streiff would join three other coaches with at least eight state titles.
Coaches with Most State Championships
9: Bud Wright, Sheridan; Matt Lindsay, Fort Wayne Bishop Luers
8: Dick Dullaghan, Carmel, Ben Davis
7: Rick Streiff, Indianapolis Cathedral
- Team began season with 1-3 record and entered state tournament at 4-5. Irish would become first five-loss team to win the 4A championship. Note: NorthWood won the 2005 3A crown with a 9-6 record.
- Among 4A teams, Cathedral ranks eighth in points allowed at 17.3 ppg.
- One of five teams to return from last year's championship games (Lafayette Central Catholic, Indianapolis Seccina, Fort Wayne Bishop Luers, Indianapolis Bishop Chatard, Indianapolis Cathedral).
- Defeated three consecutive top 5 teams to advance to championship game. Defeated #4 Roncalli, 34-7 in the sectional championship; #5 Mt. Vernon (Fortville), 41-7, in the regional and; at No. 1 Columbus East, 49-14 for the semi-state crown.
- Cathedral is one of two schools (Fort Wayne Bishop Dwenger) to appear in an IHSAA state championship football game in each of the last five decades since the beginning of the state tournament in 1973 (i.e., 1973-79, 1980-89, 1990-99, 2000-09, 2010-current).

Football State Tournament History

State Champion: **(9)** 1986 (3A), 1992 (3A), 1996 (4A), 1998 (4A), 1999 (4A), 2006 (4A), 2008 (4A), 2010 (4A), 2011 (4A)

State Runner-Up: **(3)** 1973 (3A), 1976 (3A), 1991 (3A)

Semi-State Championships: **(11)** 1986 (3A), 1991 (3A), 1992 (3A), 1996 (4A), 1998 (4A), 1999 (4A), 2006 (4A), 2008 (4A), 2010 (4A), 2011 (4A), 2012 (4A)

Regional Championships: **(15)** 1976 (3A), 1986 (3A), 1991 (3A), 1992 (3A), 1996 (4A), 1998 (4A), 1999 (4A), 2001 (4A), 2006 (4A), 2007 (4A), 2008 (4A), 2009 (4A), 2010 (4A), 2011 (4A), 2012 (4A)

Sectional Championships: **(17)** 1976 (3A), 1986 (3A), 1987 (3A), 1991 (3A), 1992 (3A), 1993 (4A), 1996 (4A), 1998 (4A), 1999 (4A), 2001 (4A), 2006 (4A), 2007 (4A), 2008 (4A), 2009 (4A), 2010 (4A), 2011 (4A), 2012 (4A)

School's IHSAA State Championship History (25)

Baseball: **(2)** 2001 (3A), 2007 (4A)

Boys Basketball: **(1)** 1998 (3A)

Girls Basketball: **(2)** 2000 (3A), 2001 (3A)

Football: **(9)** 1986 (3A), 1992 (3A), 1996 (4A), 1998 (4A), 1999 (4A), 2006 (4A), 2008 (4A), 2010 (4A), 2011 (4A)

Boys Golf: **(1)** 2008

Girls Soccer: **(2)** 2007, 2009

Boys Tennis: **(1)** 2005

Girls Tennis: **(1)** 1986

Volleyball: **(6)** 1997 (3A), 1999 (3A), 2001 (4A), 2003 (4A), 2006 (4A), 2008 (4A)

Class 5A State Finalist Team Notes

Top-ranked Lawrence Central and perennial power Fort Wayne Snider to settle 5A title in battle of 14-0 teams.

Fort Wayne Snider Panthers

- Ranked #2 by State Coaches Association and #4 in AP poll.
- Fort Wayne Snider returns to the 5A state championship game for first time since 2004 runner-up finish.
- Panthers looking to claim second football state championship and first in 20 years (1992 5A champs).
- With a victory, Snider, like Lawrence Central, would finish 15-0 for the first time in school history.
- One of two Summit Athletic Conference schools competing in state finals (Fort Wayne Bishop Luers). Snider won the conference title with a 7-0 mark and defeated Luers in Week 1, 10-7, on Aug. 17.
- Snider defeated one other top 10 team during the tournament opening up the sectional with a 30-20 win over #8 Homestead.
- Snider rallied from a 14-point deficit with just over a minute to go in regulation and emerged with a 36-35 overtime win against Fishers for the regional title. The Panthers then survived a late rally by Merrillville to win the semi-state, 42-39.
- Panthers rank #7 among 5A teams in scoring at 37.2 ppg and margin of victory at 18.9 ppg.

Football State Tournament History

State Champion: **(1)** 1992 (5A)

State Runner-Up: **(4)** 1981 (3A), 1986 (5A), 2002 (5A), 2004 (5A)

Semi-State Championships: **(6)** 1981 (3A), 1986 (5A), 1992 (5A), 2002 (5A), 2004 (5A), 2012 (5A)

Regional Championships: **(13)** 1981 (3A), 1982 (3A), 1985 (5A), 1986 (5A), 1992 (5A), 1994 (5A), 1997 (5A), 2001 (5A), 2002 (5A), 2003 (5A), 2004 (5A), 2011 (5A), 2012 (5A)

Sectional Championships: **(21)** 1981 (3A), 1982 (3A), 1985 (5A), 1986 (5A), 1992 (5A), 1994 (5A), 1995 (5A), 1996 (5A), 1997 (5A), 2000 (5A), 2001 (5A), 2002 (5A), 2003 (5A), 2004 (5A), 2005 (5A), 2007 (5A), 2008 (5A), 2009 (5A), 2010 (5A), 2011 (5A), 2012 (5A)

School's IHSAA State Championship History (7)

Baseball **(2)** 2006 (4A), 2009 (4A)

Girls Basketball **(1)** 1988

Football **(1)** 1992 (5A)

Boys Track **(1)** 1974

Volleyball **(2)** 1987, 1991

Lawrence Central Bears

- Ranked #1 in both Associated Press and State Coaches polls.
- Lawrence Central playing in the 5A state championship game for the second time in three seasons. The Bears finished as the runner-up in 2010 and are seeking school's first state title in football.
- With a victory, Lawrence Central, like Snider, would finish 15-0 for the first time in school history.
- Team ranks #7 in state in points allowed at 10.3 ppg. #6 among 5A teams scoring 37.2 ppg and #7 in margin of victory at 18.9 ppg.
- Defeated #5 Center Grove on the road, 28-15, in Friday's semi-state, the only ranked team the Bears faced prior to Saturday's game.
- Defeated three tourney opponents for the second time this season (Southport, North Central (Indianapolis) and Pike).
- Lawrence Central claimed the Conference Indiana championship this season with a 7-0 record.
- School aiming for second state championship in last 5 1/2 months following the boys track and field team winning the crown on June 2 in Bloomington.
- Lawrence Central is competing in Conference Indiana for two more seasons before joining the Metropolitan Interscholastic Conference (MIC) in all sports for the 2014-15 school year.

Football State Tournament History

State Champion: None.

State Runner-Up: **(1)** 2010 (5A)

Semi-State Championships: **(2)** 2010 (5A), 2012 (5A)

Regional Championships: **(2)** 2010 (5A), 2012 (5A)

Sectional Championships: **(6)** 1987 (5A), 1995 (5A), 1996 (5A), 1997 (5A), 2010 (5A), 2012 (5A)

School's IHSAA State Championship History (7)

Baseball **(1)** 2004 (4A)

Gymnastics **(1)** 2007

Boys Track **(3)** 1998, 2005, 2012

Girls Track **(2)** 1996, 2010

Associated Press - Final Regular Season Poll

Class 5A

1. Lawrence Central (10)	9-0	272
2. Ben Davis (1)	8-1	214
3. Castle (2)	9-0	206
4. Fort Wayne Snider (1)	9-0	204
5. Carmel	8-1	192
6. Center Grove	8-1	184
7. Brownsburg (1)	9-0	160
8. Penn	8-1	100
9. Homestead	9-0	68
10. Chesterton	8-1	22

Others: Terre Haute North 10, Warren Central 8, Fort Wayne North Side 4, Hamilton Southeastern 2, Zionsville 2, Pike 2.

Class 4A

1. Columbus East (13)	9-0	292
2. Jasper	9-0	260
3. Roncalli (1)	7-2	224
4. Mt. Vernon (Fortville)	8-1	174
5. Greenwood	8-1	122
6. East Central	7-2	116
7. Indianapolis Cathedral (1)	4-5	114
8. Leo	7-1	104
9. New Prairie	8-1	90
10. Kankakee Valley	8-1	48

Others: East Noble 44, East Chicago Central 34, New Haven 16, Plymouth 6, Pendleton Heights 2, Evansville Central 2, Hobart 2.

Class 3A

1. Jimtown (14)	9-0	298
2. Charlestown (1)	9-0	260
3. Indianapolis Bishop Chatard	7-2	230
T4. Hamilton Heights	8-1	182
T4. Greencastle	9-0	182
6. Western Boone	8-1	118
7. Brebeuf Jesuit	7-2	82
8. Tri-West Hendricks	7-2	72
9. Heritage	7-2	64
10. Lakeland	8-1	52

Others: Brownstown Central 40, Culver Academies 20, Danville 14, South Bend St. Joseph's 10, Eastbrook 8, Corydon Central 6, Garrett 2, Greensburg 2, Vincennes Lincoln 2, Mishawaka Marian 2.

Class 2A

1. Indianapolis Cardinal Ritter (15)	9-0	300
2. North Posey	9-0	220
3. Evansville Mater Dei	7-2	196
4. Tipton	8-1	184
5. Fort Wayne Bishop Luers	6-3	174
6. Churubusco	8-1	152
7. Cass	8-1	128
8. Heritage Christian	7-2	92
9. Andrean	7-2	86
10. Fountain Central	8-1	54

Others: Lawrenceburg 50, Elwood 12, Triton Central 2.

Class A

1. Lafayette Central Catholic (11)	8-1	284
2. Linton-Stockton (3)	9-0	268
3. Whiting (1)	9-0	216
4. Pioneer	8-1	180
5. Hagerstown	9-0	176
6. North Vermillion	9-0	160
7. Indianapolis Sccecina	6-3	154
8. West Central	8-1	74
9. Sheridan	5-4	54
10. Tri-Central	8-1	34

Others: South Central (Union Mills) 26, North Central (Farmersburg) 16, Caston 8.

Indiana Football Coaches Association - Final Regular Season Poll

Class 5A

1. Lawrence Central (9)	9-0	99
2. Fort Wayne Snider (1)	9-0	86
3. Ben Davis	8-1	73
4. Carmel	8-1	63
5. Center Grove	8-1	62
6. Brownsburg	9-0	50
7. Penn	8-1	42
T8. Homestead	9-0	28
T8. Castle	9-0	28
10. Chesterton	8-1	10

Others: Warren Central 4, Zionsville 2, Fort Wayne North Side 1, Hamilton Southeastern 1, Lake Central 1.

Class 4A

1. Columbus East (7)	9-0	97
2. Jasper	9-0	85
3. Indianapolis Cathedral (3)	4-5	64
4. Roncalli	7-2	61
5. Mt. Vernon (Fortville)	8-1	50
6. East Central	7-2	37
7. New Prairie	8-1	35
8. Greenwood	8-1	31
9. East Noble	7-2	21
10. Kankakee Valley	8-1	17

Others: Plymouth 15, Leo 12, East Chicago Central 10, Pendleton Heights 7, Concord 4, Hobart 4.

Class 3A

1. Jimtown (8)	9-0	98
2. Indianapolis Bishop Chatard (1)	7-2	86
3. Charlestown (1)	9-0	83
4. Hamilton Heights	8-1	62
5. Western Boone	8-1	60
6. Greencastle	9-0	30
7. Brebeuf Jesuit	7-2	29
8. Heritage	7-2	22
9. South Bend St. Joseph	5-4	18
10. Lakeland	8-1	12

Others: Culver Academies 12, Mishawaka Marian 9, Tri-West Hendricks 8, Brownstown Central 6, Danville 6, Greensburg 6, Corydon Central 3.

Class 2A

1. Indianapolis Cardinal Ritter (8)	9-0	98
2. Evansville Mater Dei (2)	7-2	85
3. North Posey	9-0	70
4. Andrean	7-2	59
5. Fort Wayne Bishop Luers	6-3	55
6. Heritage Christian	7-2	52
7. Tipton	8-1	45
8. Cass	8-1	38
9. Churubusco	8-1	21
10. Lawrenceburg	8-1	20

Others: Fountain Central 4, Paoli 2, Northwestern 1.

Class A

1. Linton-Stockton (8)	9-0	98
2. Lafayette Central Catholic (1)	8-1	87
T3. Whiting	9-0	70
T3. Pioneer	8-1	70
5. North Vermillion	9-0	54
6. Indianapolis Sccecina (1)	6-3	48
7. Hagerstown	9-0	41
8. West Central	8-1	39
9. Sheridan	5-4	21
10. Tri-Central	8-1	12

Others: Milan 7, Attica 1, Caston 1, South Central (Union Mills) 1.

IHSAA State Championship Game Scores

Class 5A

Year	Final Score	Winning Coach	Rec.	Runner-Up Coach	Rec.	Location
1985-86	Warren Central 41, Valparaiso 7	Jerry Stauffer	14-0	Mark Hoffman	12-2	Hoosier Dome
1986-87	Carmel 20, Fort Wayne Snider 17 (OT)	Jim Belden	14-0	Mike Hawley	13-1	Hoosier Dome
1987-88	Ben Davis 14, Highland 7	Dick Dullaghan	12-2	Dave Shelbourne	9-5	Hoosier Dome
1988-89	Ben Davis 43, Marion 0	Dick Dullaghan	14-0	Mark Surface	13-1	Hoosier Dome
1989-90	Carmel 10, Penn 7	Jim Belden	13-1	Chris Geesman	13-1	Hoosier Dome
1990-91	Ben Davis 37, Marion 3	Dick Dullaghan	13-1	Mark Surface	13-1	Hoosier Dome
1991-92	Ben Davis 38, Penn 14	Dick Dullaghan	14-0	Chris Geesman	13-1	Hoosier Dome
1992-93	Fort Wayne Snider 24, Ben Davis 21	Russ Isaacs	14-0	Dick Dullaghan	12-2	Hoosier Dome
1993-94	Bloomington South 33, Lake Central 27	Mo Moriarity	14-0	Elmer Britton	11-3	Hoosier Dome
1994-95	Castle 30, Portage 12	John Lidy	12-2	Craig Buzea	13-1	RCA Dome
1995-96	Penn 35, Evansville North 13	Chris Geesman	14-0	Mike Wilson	13-1	RCA Dome
1996-97	Penn 17, Ben Davis 14	Chris Geesman	13-1	Dick Dullaghan	12-2	RCA Dome
1997-98	Penn 21, Bloomington South 20	Chris Geesman	14-1	Mo Moriarity	14-1	RCA Dome
1998-99	Bloomington South 35, Homestead 14	Mo Moriarity	14-0	Cary Cavacini	14-1	RCA Dome
1999-00	Ben Davis 27, Penn 3	Dick Dullaghan	15-0	Chris Geesman	13-2	RCA Dome
2000-01	Penn 21, Center Grove 0	Chris Geesman	14-1	Eric Moore	13-2	RCA Dome
2001-02	Ben Davis 35, Valparaiso 16	Dick Dullaghan	15-0	Mark Hoffman	13-2	RCA Dome
2002-03	Ben Davis 31, Fort Wayne Snider 7	Dick Dullaghan	12-3	Russ Isaacs	13-1	RCA Dome
2003-04	Warren Central 57, Penn 7	Kevin Wright	13-2	Cory Yeoman	13-2	RCA Dome
2004-05	Warren Central 35, Fort Wayne Snider 23	Kevin Wright	14-1	Russ Isaacs	14-1	RCA Dome
2005-06	Warren Central 55, Hamilton Southeastern 20	Kevin Wright	14-1	Rob Cutter	11-4	RCA Dome
2006-07	Warren Central 35, Carmel 14	Steve Tutsie	15-0	Mo Moriarity	12-3	RCA Dome
2007-08	Carmel 16, Pike 7	Mo Moriarity	13-2	Derek Moyers	14-1	RCA Dome
2008-09	Center Grove 36, Carmel 33	Eric Moore	14-1	Mo Moriarity	13-2	Lucas Oil Stadium
2009-10	Warren Central 42, Carmel 36 (2 OT)	John Hart	13-2	Mo Moriarity	13-2	Lucas Oil Stadium
2010-11	Fishers 38, Lawrence Central 19	Rick Wimmer	14-1	Jayson West	13-2	Lucas Oil Stadium
2011-12	Carmel 54, Penn 0	Kevin Wright	14-1	Cory Yeoman	14-1	Lucas Oil Stadium

Class 4A

Year	Final Score	Winning Coach	Rec.	Runner-Up Coach	Rec.	Location
1983-84	Penn 25, Indianapolis Washington 14	Chris Geesman	14-0	Bob Springer	13-1	North Central (Indpls)
1984-85	Warren Central 28, Hobart 8	Jerry Stauffer	14-0	Don Howell	13-1	Hoosier Dome
1985-86	Brownsburg 23, Hobart 17	Mike Godan	14-0	Don Howell	13-1	Hoosier Dome
1986-87	DeKalb 28, Franklin Central 7	Dale Hummer	13-1	Chuck Stephens	12-2	Hoosier Dome
1987-88	Hobart 31, Jasper 0	Don Howell	14-0	Jerry Brewer	13-1	Hoosier Dome
1988-89	Goshen 24, Franklin Central 10	Randy Robertson	14-0	Chuck Stephens	11-3	Hoosier Dome
1989-90	Hobart 17, Franklin Central 7	Don Howell	13-1	Chuck Stephens	12-2	Hoosier Dome
1990-91	Franklin Central 34, Hobart 14	Chuck Stephens	14-0	Don Howell	13-1	Hoosier Dome
1991-92	Hobart 20, Seymour 0	Don Howell	13-1	Joe Goodman	12-2	Hoosier Dome
1992-93	Harrison (West Lafayette) 21, Fort Wayne Wayne 3	A.J. Rickard	13-1	Mark Newlin	10-4	Hoosier Dome
1993-94	Hobart 31, East Central 18	Don Howell	13-1	Rod Ballart	13-1	Hoosier Dome
1994-95	East Central 35, DeKalb 0	Rod Ballart	14-0	Ron Kock	13-1	RCA Dome
1995-96	Fort Wayne Wayne 28, Franklin County 8	Mark Newlin	12-2	Kent Grider	12-2	RCA Dome
1996-97	Indianapolis Cathedral 27, Hobart 7	Rick Streiff	14-0	Don Howell	12-2	RCA Dome
1997-98	Griffith 49, Hamilton Southeastern 7	Russ Radtke	14-1	Rob Cutter	13-2	RCA Dome
1998-99	Indianapolis Cathedral 38, Concord 7	Rick Streiff	13-2	Tim Dawson	10-5	RCA Dome
1999-00	Indianapolis Cathedral 24, Goshen 21	Rick Streiff	13-2	Brad Park	12-3	RCA Dome
2000-01	East Noble 28, Plainfield 7	Tim Able	14-1	Chuck Schwankamp	14-1	RCA Dome
2001-02	Jasper 35, Delta 20	Jerry Brewer	13-1	Grant Zgunda	13-2	RCA Dome
2002-03	Roncalli 24, Fort Wayne Bishop Dwenger 21	Bruce Scifres	10-4	Chris Svarczkopf	13-2	RCA Dome
2003-04	Roncalli 17, East Noble 0	Bruce Scifres	12-3	Chris DePew	14-1	RCA Dome
2004-05	Roncalli 25, Wawasee 10	Bruce Scifres	13-2	Joe Rietveld	13-2	RCA Dome
2005-06	Lowell 28, Roncalli 27	Kirk Kennedy	11-4	Bruce Scifres	12-3	RCA Dome
2006-07	Indianapolis Cathedral 38, Concord 14	Jim O'Hara	13-2	Tim Dawson	14-1	RCA Dome
2007-08	Evansville Reitz 33, Lowell 14	John Hart	15-0	Kirk Kennedy	13-2	RCA Dome
2008-09	Indianapolis Cathedral 10, Fort Wayne Bishop Dwenger 7	Rick Streiff	12-2	Chris Svarczkopf	14-1	Lucas Oil Stadium
2009-10	Evansville Reitz 23, Lowell 9	Tony Lewis	15-0	Kirk Kennedy	13-2	Lucas Oil Stadium
2010-11	Indianapolis Cathedral 31, Fort Wayne Bishop Dwenger 20	Rick Streiff	12-3	Chris Svarczkopf	13-1	Lucas Oil Stadium
2011-12	Indianapolis Cathedral 42, South Bend Washington 7	Rick Streiff	12-3	Antwon Jones	11-4	Lucas Oil Stadium

Class 3A

Year	Final Score	Winning Coach	Rec.	Runner-Up Coach	Rec.	Location
1973-74	South Bend Washington 19, Indianapolis Cathedral 13	Bob Van Camp	12-0	Mike McGinley	11-1	S.B. Washington
1974-75	Indianapolis Washington 19, Mishawaka 12	Bob Springer	12-0	Bill Doba	10-2	North Central (Indpls.)
1975-76	Valparaiso 14, Carmel 13	Tom Stokes	12-0	Dick Dullaghan	11-1	Valparaiso
1976-77	Merrillville 28, Indianapolis Cathedral 24	Ken Haupt	11-1	Mike McGinley	12-1	Indpls. Cathedral
1977-78	Portage 33, Evansville Reitz 14	Les Klein	12-1	Bob Padgett	12-1	North Central (Indpls.)
1978-79	Carmel 35, Fort Wayne Bishop Dwenger 18	Dick Dullaghan	13-0	Larry Bartolameolli	12-1	North Central (Indpls.)
1979-80	Columbus East 21, Hobart 14	John Stafford	13-0	Don Howell	11-1	North Central (Indpls.)
1980-81	Carmel 13, Hobart 7	Jim Belden	13-0	Don Howell	11-2	North Central (Indpls.)
1981-82	Carmel 27, Fort Wayne Snider 0	Jim Belden	14-0	Mike Hawley	13-1	North Central (Indpls.)
1982-83	Castle 26, Hobart 23	John Lidy	14-0	Don Howell	13-1	North Central (Indpls.)
1983-84	Fort Wayne Bishop Dwenger 22, Roncalli 21	Andy Johns	14-0	Bill Kuntz	12-2	Warren Central
1984-85	Brownsburg 17, Concord 12	Mike Godan	14-0	Tom Conn	10-4	Hoosier Dome
1985-86	Roncalli 37, Wawasee 3	Bill Kuntz	13-1	Myron Dickerson	9-5	Hoosier Dome
1986-87	Indianapolis Cathedral 12, NorthWood 0	Mike McGinley	12-2	Jim Andrews	12-2	Hoosier Dome
1987-88	Zionsville 23, Elwood 7	Rick Wimmer	14-0	Mark Hughes	12-2	Hoosier Dome
1988-89	Roncalli 14, Tipton 13	Bill Sylvester	12-2	Mike Tolle	11-3	Hoosier Dome
1989-90	Hammond Bishop Noll 20, Roncalli 14	Jerry Vlasic	13-1	Bill Sylvester	10-4	Hoosier Dome
1990-91	Fort Wayne Bishop Dwenger 56, New Palestine 14	Andy Johns	14-0	Marvin Shepler	12-2	Hoosier Dome
1991-92	Fort Wayne Bishop Dwenger 34, Indianapolis Cathedral 27	Andy Johns	13-1	Rick Streiff	11-3	Hoosier Dome
1992-93	Indianapolis Cathedral 33, Northwestern 14	Rick Streiff	12-2	Dan Robinson	13-1	Hoosier Dome
1993-94	Roncalli 14, NorthWood 12	Bruce Scifres	14-0	Rich Dodson	13-1	Hoosier Dome
1994-95	Roncalli 35, Tipton 14	Bruce Scifres	12-2	Mike Tolle	12-2	RCA Dome
1995-96	South Bend St. Joseph's 28, Jasper 0	Frank Amato	14-0	Jerry Brewer	13-1	RCA Dome

IHSAA State Championship Game Scores

1996-97	Zionsville 14, Fort Wayne Bishop Dwenger 7	Larry McWhorter	14-0	Andy Johns	12-2	RCA Dome
1997-98	Indianapolis Bishop Chatard 27, Andean 24	Craig Barr	14-1	Ted Karras, Jr.	12-2	RCA Dome
1998-99	Indianapolis Bishop Chatard 23, NorthWood 6	Craig Barr	13-2	Rich Dodson	11-4	RCA Dome
1999-00	Roncalli 24, Norwell 14	Bruce Scifres	15-0	Gary Scott	13-2	RCA Dome
2000-01	Heritage Hills 27, Zionsville 24 (OT)	Bob Clayton	15-0	Larry McWhorter	11-4	RCA Dome
2001-02	Indianapolis Bishop Chatard 3, Andean 0	Tom Dilley	11-4	Jeff Karras	13-2	RCA Dome
2002-03	Indianapolis Bishop Chatard 31, Andean 12	Tom Dilley	15-0	Wally McCormack	13-2	RCA Dome
2003-04	Indianapolis Bishop Chatard 49, NorthWood 0	Vince Lorenzano	14-1	Rich Dodson	11-4	RCA Dome
2004-05	Andean 21, Heritage Hills 14	Brett St. Germain	13-2	Bob Clayton	14-1	RCA Dome
2005-06	NorthWood 7, Indianapolis Bishop Chatard 0	Rich Dodson	9-6	Vince Lorenzano	12-3	RCA Dome
2006-07	Indianapolis Bishop Chatard 7, Norwell 0	Vince Lorenzano	14-1	Jeff Miller	14-1	RCA Dome
2007-08	Indianapolis Bishop Chatard 31, South Bend St. Joseph's 7	Vince Lorenzano	12-3	Kevin Downey	12-3	RCA Dome
2008-09	Bellmont 28, Evansville Memorial 14	Toney Bergman	14-1	John Hurley	12-3	Lucas Oil Stadium
2009-10	West Lafayette 24, Evansville Memorial 10	Marshall Overley	15-0	John Hurley	11-4	Lucas Oil Stadium
2010-11	Indianapolis Bishop Chatard 28, South Bend St. Joseph's 14	Vince Lorenzano	11-4	Ben Downey	9-6	Lucas Oil Stadium
2011-12	Indianapolis Bishop Chatard 21, South Bend St. Joseph's 7	Vince Lorenzano	13-2	Ben Downey	12-3	Lucas Oil Stadium

Class 2A

Year	Final Score	Winning Coach	Rec.	Runner-Up Coach	Rec.	Location
1973-74	Greenfield-Central 21, Blackford 12	Clayton Myers	12-0	Eldon Leeth	9-3	Greenfield-Central
1974-75	Blackford 28, Boonville 14	Eldon Leeth	12-0	Bill Harrawood	10-2	Blackford
1975-76	Mishawaka Marian 34, Greenfield-Central 0	Mike Hecklinski	11-0	Clayton Myers	9-3	Greenfield-Central
1976-77	Mishawaka Marian 34, Jasper 7	Mike Hecklinski	12-0	Jerry Brewer	12-1	Mishawaka Marian
1977-78	Plymouth 21, Jasper 14 (2 OT)	Bill Nixon	13-0	Jerry Brewer	12-1	Warren Central
1978-79	Goshen 9, Brownsburg 0	Ken Mirer	12-1	Vic Overman	11-2	Warren Central
1979-80	Blackford 24, Noblesville 22	Charles Lori	13-0	Jim Belden	12-1	Warren Central
1980-81	Franklin Central 19, NorthWood 13	Chuck Stephens	13-0	James Andrews	11-2	Warren Central
1981-82	Franklin Central 34, Goshen 0	Chuck Stephens	12-1	Ken Mirer	11-1	Warren Central
1982-83	Franklin Central 40, McCutcheon 13	Chuck Stephens	12-2	Frank O'Shea	13-1	Warren Central
1983-84	Indianapolis Bishop Chatard 20, Fort Wayne Bishop Luers 16	Chuck Schwaneckamp	14-0	Steve Keefer	9-5	Lawrence Central
1984-85	Indianapolis Bishop Chatard 35, West Lafayette 7	Chuck Schwaneckamp	13-1	Ernie Beck	11-3	Hoosier Dome
1985-86	Fort Wayne Bishop Luers 25, Lawrenceburg 7	Steve Keefer	11-3	Glenn Crocker	13-1	Hoosier Dome
1986-87	Whitko 26, Tell City 0	Bryan Sprunger	14-0	Mike Spencer	10-4	Hoosier Dome
1987-88	Rochester 23, Indianapolis Cardinal Ritter 20	Mark Miller	12-2	Rick Carrico	12-2	Hoosier Dome
1988-89	Western Boone 14, South Spencer 7	Jeff Pearson	13-1	Jerry Denstorff	12-2	Hoosier Dome
1989-90	Fort Wayne Bishop Luers 24, Tri-West Hendricks 22	Matt Lindsay	12-2	Mike Gillin	13-1	Hoosier Dome
1990-91	Indianapolis Secцина 28, River Forest 27	Ott Hurrelle	9-5	Tom Redman	11-3	Hoosier Dome
1991-92	Indianapolis Secцина 20, Fort Wayne Bishop Luers 17	Ott Hurrelle	11-3	Matt Lindsay	8-6	Hoosier Dome
1992-93	Fort Wayne Bishop Luers 17, Westfield 0	Matt Lindsay	13-1	Dick Parker	12-2	Hoosier Dome
1993-94	West Lafayette 22, Providence 7	Ernie Beck	14-0	Gene Sartini	11-3	Hoosier Dome
1994-95	Bremen 38, Evansville Mater Dei 10	Martin Huber	12-2	Frank Will	11-3	RCA Dome
1995-96	North Montgomery 20, Bremen 17	Charley German	13-1	Martin Huber	12-2	RCA Dome
1996-97	North Montgomery 37, Fort Wayne Bishop Luers 34	Charley German	13-1	Matt Lindsay	8-6	RCA Dome
1997-98	Jimtown 63, Clarksville 0	Bill Sharpe	15-0	Dennis Hawkins	10-4	RCA Dome
1998-99	Jimtown 28, Western Boone 0	Bill Sharpe	15-0	Jeff Pearson	14-1	RCA Dome
1999-00	Fort Wayne Bishop Luers 38, Danville 6	Matt Lindsay	13-2	Bob Copeland	14-1	RCA Dome
2000-01	Evansville Mater Dei 56, Fort Wayne Bishop Luers 10	Mike Goebel	15-0	Matt Lindsay	14-1	RCA Dome
2001-02	Fort Wayne Bishop Luers 57, Evansville Mater Dei 29	Matt Lindsay	14-0	Mike Goebel	14-1	RCA Dome
2002-03	Fort Wayne Bishop Luers 36, Southridge 30	Matt Lindsay	12-3	Brad Hanner	12-3	RCA Dome
2003-04	Tri-West Hendricks 41, Harding 36	Mark Haste	14-1	Sherwood Haydock	13-2	RCA Dome
2004-05	Tri-West Hendricks 62, Eastbrook 21	Mark Haste	15-0	Jeff Adamson	14-1	RCA Dome
2005-06	Jimtown 35, North Posey 7	Bill Sharpe	14-1	Joe Gengelbach	12-3	RCA Dome
2006-07	Harding 20, Southridge 7	Sherwood Haydock	12-3	Kelly Murphy	12-3	RCA Dome
2007-08	Fort Wayne Bishop Luers 21, Heritage Christian 6	Matt Lindsay	11-4	Ron Qualls	13-2	RCA Dome
2008-09	Heritage Christian 17, Cass 14	Ron Qualls	14-1	Scott Mannering	13-2	Lucas Oil Stadium
2009-10	Fort Wayne Bishop Luers 24, Monrovia 17	Matt Lindsay	10-5	Kevin Hutchins	14-1	Lucas Oil Stadium
2010-11	Fort Wayne Bishop Luers 26, North Putnam 14	Matt Lindsay	14-1	Greg Barrett	14-1	Lucas Oil Stadium
2011-12	Fort Wayne Bishop Luers 41, Evansville Mater Dei 17	Matt Lindsay	13-1	Mike Goebel	13-2	Lucas Oil Stadium

Class A

Year	Final Score	Winning Coach	Rec.	Runner-Up Coach	Rec.	Location
1973-74	Mishawaka Marian 21, Providence 14	Mike Hecklinski	10-2	Gene Sartini	11-1	Providence
1974-75	Garrett 20, North Knox 6	David Wiant	11-0	Jim Beery	9-3	Garrett
1975-76	Lawrenceburg 28, Wes-Del 14	Dick Meador	11-1	Dave Land	11-1	Lawrenceburg
1976-77	Lafayette Central Catholic 8, Lawrenceburg 6	Paul LaRocca	11-2	Dick Meador	11-2	Laf. Central Catholic
1977-78	Indianapolis Cardinal Ritter 15, Tippecanoe Valley 6	Duffy Hagist	11-1	Charles Smith	12-1	Lawrence Central
1978-79	Lawrenceburg 34, Fountain Central 6	Dick Meador	13-0	Dale Hummer	11-2	Lawrence Central
1979-80	Tippecanoe Valley 44, Hamilton Southeastern 14	Charles Smith	13-0	David Enright	12-1	Lawrence Central
1980-81	Sheridan 27, North Judson 0	Larry Wright	13-0	Russ Radtke	12-1	Lawrence Central
1981-82	Hamilton Southeastern 7, Woodlan 6	Dave Enright	11-0	Leland Etzler	8-3	Lawrence Central
1982-83	Oak Hill 14, Southridge 7	Terry Lichtenberg	13-1	Bob Hawkins	11-3	Lawrence Central
1983-84	Fountain Central 12, Churubusco 3	Rick Malone	13-1	Rick Lightfoot	11-3	Lawrence North
1984-85	Sheridan 19, North Judson 10	Larry Wright	14-0	Russ Radtke	13-1	Hoosier Dome
1985-86	Eastern Hancock 20, Jimtown 7	Bob Copeland	13-1	Bill Sharpe	11-2	Hoosier Dome
1986-87	South Putnam 29, North Judson 21	Mark Wildman	11-3	Russ Radtke	13-1	Hoosier Dome
1987-88	Sheridan 10, Jimtown 0	Larry Wright	12-2	Bill Sharpe	12-1	Hoosier Dome
1988-89	Sheridan 59, Bremen 0	Larry Wright	14-0	Martin Huber	11-3	Hoosier Dome
1989-90	Bremen 31, Springs Valley 8	John Kucela	11-3	Bill Harris	13-1	Hoosier Dome
1990-91	South Decatur 44, Southwood 15	Ken Wendling	13-0	David Wilhelm	12-2	Hoosier Dome
1991-92	Jimtown 13, Indianapolis Cardinal Ritter 7	Bill Sharpe	12-1	Vince Lorenzano	9-5	Hoosier Dome
1992-93	Sheridan 6, Indianapolis Cardinal Ritter 0	Larry Wright	10-4	Vince Lorenzano	8-6	Hoosier Dome
1993-94	North Miami 37, West Washington 16	Bob Bridge	11-3	Todd Pritchett	11-3	Hoosier Dome
1994-95	North White 34, Sheridan 7	Jim Davis	14-0	Larry Wright	11-3	RCA Dome
1995-96	Carroll (Flora) 26, Tri-West Hendricks 13	John Hendryx	13-1	Mark Haste	12-2	RCA Dome
1996-97	Tri-West Hendricks 37, Carroll (Flora) 14	Mark Haste	14-0	John Hendryx	13-1	RCA Dome
1997-98	Pioneer 49, Knightstown 21	Mike Hanson	15-0	Don Willard	14-1	RCA Dome

IHSAA State Championship Game Scores

1998-99	Sheridan 56, North White 33	Larry Wright	14-1	Jim Davis	12-3	RCA Dome
1999-00	Lafayette Central Catholic 59, Perry Central 7	Scott Muncy	14-0	Terry Wagner	12-3	RCA Dome
2000-01	Adams Central 29, Attica 21	Rick Minnich	12-3	David McDonald	14-1	RCA Dome
2001-02	Southern Wells 30, Perry Central 7	Mark Lefebvre	14-1	Mike Spencer	14-1	RCA Dome
2002-03	Southwood 17, South Putnam 14	Terry Siddall	13-1	Mark Wildman	12-3	RCA Dome
2003-04	Indianapolis Cardinal Ritter 28, Seeger 0	Jim Boswell	12-2	Brian Moore	14-1	RCA Dome
2004-05	Seeger 20, Indianapolis Cardinal Ritter 7	Brian Moore	15-0	Jim Boswell	10-5	RCA Dome
2005-06	Sheridan 21, Knightstown 7	Larry Wright	13-2	Don Willard	14-1	RCA Dome
2006-07	Sheridan 34, Indianapolis Cardinal Ritter 28 (OT)	Larry Wright	15-0	Ty Hunt	13-2	RCA Dome
2007-08	Sheridan 34, Rockville 28	Larry Wright	15-0	Herb King	14-1	RCA Dome
2008-09	Indianapolis Cardinal Ritter 34, Sheridan 27	Ty Hunt	15-0	Larry Wright	13-2	Lucas Oil Stadium
2009-10	Lafayette Central Catholic 52, Fountain Central 0	Kevin O'Shea	15-0	Rick Malone	14-1	Lucas Oil Stadium
2010-11	Lafayette Central Catholic 31, Fountain Central 6	Kevin O'Shea	15-0	Rick Malone	13-2	Lucas Oil Stadium
2011-12	Lafayette Central Catholic 38, Indianapolis Scecina 7	Kevin O'Shea	15-0	Ott Hurrle	11-4	Lucas Oil Stadium

Phil N. Eskew Mental Attitude Award Recipients

Class 5A Recipients

Year	Name
1985-86	Jeff George
1986-87	Brock Rohrbacher
1987-88	Mike Stuckert
1988-89	Brian Murphy
1989-90	Eric Kline
1990-91	Kasey Clevenger
1991-92	Chris Ings
1992-93	Chris Rickenbach
1993-94	Eli Stoddard
1994-95	Vince Lidy
1995-96	Matt Geesman
1996-97	Scott Becker
1997-98	Brad Monhaut
1998-99	Manley Glick
1999-00	Jeremy Chandler
2000-01	Justin Smith
2001-02	Matt Handlon
2002-03	Marcus Heminger
2003-04	Wade Iams
2004-05	Andrew Gregory
2005-06	Chris Summers
2006-07	Ryan Murray
2007-08	Cameron Lowry
2008-09	Luke Swift
2009-10	Adam Shaffer
2010-11	Koby Orris
2011-12	Patrick Adkins

School
Warren Central
Fort Wayne Snider
Highland
Ben Davis
Penn
Marion
Ben Davis
Ben Davis
Bloomington South
Castle
Penn
Penn
Homestead
Ben Davis
Penn
Valparaiso
Fort Wayne Snider
Penn
Fort Wayne Snider
Hamilton Southeastern
Carmel
Pike
Center Grove
Carmel
Fishers
Penn

2002-03	Michael Dury
2003-04	Josh Sabo
2004-05	Bryce Pund
2005-06	Kevin Ball
2006-07	Chandler Harnish
2007-08	Mitchell Speer
2008-09	Andrew Theising
2009-10	Daniel Wodicka
2010-11	Joe Fehribach
2011-12	Max VanVliet

Indianapolis Bishop Chatard
NorthWood
Heritage Hills
Indianapolis Bishop Chatard
Norwell
South Bend St. Joseph's
Evansville Memorial
West Lafayette
Indianapolis Bishop Chatard
Indianapolis Bishop Chatard

Class 2A Recipients

Year	Name
1973-74	Leroy Robbins
1974-75	Richard Goings
1975-76	David O'Connor
1976-77	Kevin Altman
1977-78	Pete Buchanan
1978-79	Tom Bailey
1979-80	Kent Shelby
1980-81	Kevin Mullet
1981-82	Kent Yoder
1982-83	Burt Austin
1983-84	Mike Hackman
1984-85	Michael Funk
1985-86	Cal Miller
1986-87	Gene Smith
1987-88	Tim Walker
1988-89	David McClain
1989-90	Rori Chaney
1990-91	Anthony Alfano
1991-92	Toby Jacobs
1992-93	Jeff Goeglein
1993-94	Daniel Provonsha
1994-95	Jim Schroeder
1995-96	Jason Guinn
1996-97	Tim Flagg
1997-98	Matt Lewinski
1998-99	Craig Hisey
1999-00	Jeremiah Lane
2000-01	Dominic Faraone
2001-02	Kyle Lindsay
2002-03	Brett Bueltel
2003-04	T.J. Siple
2004-05	Rob Bragg
2005-06	Ryan Kerney
2006-07	Jacob Kahle
2007-08	Josh Mills
2008-09	Brady Tolle
2009-10	Timothy Connor
2010-11	Travis Franklin
2011-12	Andrew Morken

School
Blackford
Boonville
Mishawaka Marian
Jasper
Plymouth
Goshen
Noblesville
NorthWood
Goshen
Franklin Central
Indianapolis Bishop Chatard
West Lafayette
Fort Wayne Bishop Luers
Tell City
Rochester
Western Boone
Tri-West Hendricks
River Forest
Indianapolis Scecina
Fort Wayne Bishop Luers
West Lafayette
Evansville Mater Dei
North Montgomery
North Montgomery
Jimtown
Jimtown
Danville
Evansville Mater Dei
Fort Wayne Bishop Luers
Southridge
Tri-West Hendricks
Eastbrook
North Posey
Southridge
Heritage Christian
Cass
Monrovia
North Putnam
Fort Wayne Bishop Luers

Class 4A Recipients

Year	Name
1983-84	Mark Plencner
1984-85	Antonino Maggio
1985-86	Patrick McEuen
1986-87	Tom Reasoner
1987-88	Mike Golarz
1988-89	Rick Mirer
1989-90	Tim Back
1990-91	LaRon Moore
1991-92	Frank Maggio
1992-93	Chad Welch
1993-94	Kevin Hammonds
1994-95	Brad Weber
1995-96	Wes Gillman
1996-97	Durriell Brown
1997-98	Adam Clements
1998-99	Russ Mann
1999-00	Matt Hasbrook
2000-01	Cory Partlow
2001-02	Alex Hensley
2002-03	Tyler Warner
2003-04	Jeff Wedding
2004-05	Kory Lantz
2005-06	Nick Banich
2006-07	Bobby Powers
2007-08	Zak Kissel
2008-09	Joe Colone
2009-10	Erik Bryant
2010-11	Connor Barthel
2011-12	Jacob Bailey

School
Penn
Hobart
Hobart
Franklin Central
Hobart
Goshen
Franklin Central
Franklin Central
Hobart
Harrison (West Lafayette)
Hobart
DeKalb
Franklin County
Indianapolis Cathedral
Hamilton Southeastern
Concord
Indianapolis Cathedral
Plainfield
Jasper
Roncalli
East Noble
Wawasee
Roncalli
Indianapolis Cathedral
Evansville Reitz
Fort Wayne Bishop Dwenger
Evansville Reitz
Indianapolis Cathedral
Indianapolis Cathedral

Class A Recipients

Year	Name
1973-74	John Davis
1974-75	Paul Russell
1975-76	Kevin Keller
1976-77	Thomas Weber
1977-78	Ray Rockhill
1978-79	Brian Way
1979-80	Mark Shireman
1980-81	Jeff Greer
1981-82	Jeffrey Berning
1982-83	Joel Martin
1983-84	Brian Nehrig
1984-85	Derry Zachery
1985-86	Cary Starnal
1986-87	Matt Vessely
1987-88	Jeff Durham
1988-89	Brad Shields
1989-90	Joe Clark
1990-91	Shawn Blaich
1991-92	Mark Franco
1992-93	Shelly Zachery
1993-94	Matthew Roland
1994-95	Doug Morris
1995-96	James Hanlin
1996-97	Michael Lowe
1997-98	Tayt Odum
1998-99	Travis Delph
1999-00	Zachary Wagner
2000-01	Josh Smith
2001-02	Peter Wagner
2002-03	Kole Ames
2003-04	Thomas Marshall
2004-05	Spencer King
2005-06	Matt Cox
2006-07	Taylor Scott
2007-08	Zach Clapp
2008-09	Brent Hume
2009-10	Greg Burns
2010-11	Cody Christopher
2011-12	John Schrader

School
Mishawaka Marian
Garrett
Wes-Del
Lafayette Central Catholic
Tippecanoe Valley
Lawrenceburg
Tippecanoe Valley
Sheridan
Woodlan
Oak Hill
Fountain Central
Sheridan
Jimtown
North Judson
Sheridan
Sheridan
Springs Valley
South Decatur
Indianapolis Cardinal Ritter
Sheridan
North Miami
North White
Tri-West Hendricks
Carroll (Flora)
Pioneer
Sheridan
Perry Central
Attica
Southern Wells
South Putnam
Seeger
Indianapolis Cardinal Ritter
Knightstown
Sheridan
Rockville
Sheridan
Lafayette Central Catholic
Lafayette Central Catholic
Lafayette Central Catholic

Class 3A Recipients

Year	Name
1973-74	Dave Zapp
1974-75	Scot Shaw
1975-76	Tom Smith
1976-77	Randall Shuman
1977-78	Bob Stephenson
1978-79	David Broecker
1979-80	Blair Kiel
1980-81	Scott Freckelton
1981-82	Mark Sarno
1982-83	Patrick Lockyear
1983-84	Pat Spencer
1984-85	Steve Gordon
1985-86	Brad Traviolia
1986-87	Phil Wilson
1987-88	Rob Schein
1988-89	Jeff Beck
1989-90	Stan Lawrie
1990-91	Brian Baker
1991-92	Marcus Thorne
1992-93	Jeremy VanKley
1993-94	Ryan Hartman
1994-95	Brian Winkleman
1995-96	Greg Schnarr
1996-97	Wesley Kendall
1997-98	Robert Finn
1998-99	Brad Greenlee
1999-00	Nicholas Worden
2000-01	Adam Kress
2001-02	Casey Nowinski

School
Indianapolis Cathedral
Mishawaka
Valparaiso
Merrillville
Evansville Reitz
Carmel
Columbus East
Hobart
Carmel
Castle
Roncalli
Concord
Wawasee
NorthWood
Zionsville
Tipton
Roncalli
Fort Wayne Bishop Dwenger
Indianapolis Cathedral
Northwestern
NorthWood
Tipton
Jasper
Zionsville
Andean
NorthWood
Norwell
Heritage Hills
Andean

State Finals Attendance

Top Five Five-Game Attendance (Since 1985)

1.	56,050	2008
2.	51,217	2007
3.	46,162	2009
4.	44,303	2005
5.	43,701	1993

Top Five Three-Game Attendance (Since 1985)

1.	40,680	2008 (3A, 4A, 5A)
2.	38,478	2007 (3A, 4A, 5A)
3.	31,964	2005 (3A, 4A, 5A)
4.	31,650	2009 (3A, 4A, 5A)
5.	30,682	1997 (3A, 4A, 5A)

Top Five Two-Game Attendance (Since 1984)

1.	23,278	1984 (3A, 4A)
2.	21,596	1985 (4A, 5A)
3.	20,989	1986 (4A, 5A)
4.	20,700	1989 (4A, 5A)
5.	20,629	1993 (4A, 5A)

Top Five Class A, 2A Attendance (Since 1995)

1.	15,633	1995
2.	15,370	2008
3.	15,137	2000
4.	14,753	2001
5.	14,512	2009

Top Five Class 3A, 4A, 5A Attendance (Since 1995)

1.	40,680	2008
2.	38,478	2007
3.	31,964	2005
4.	31,650	2009
5.	30,682	1997

Year	1A	2A	3A	Total
1973-74	NA	NA	NA	NA
1974-75	2,005	3,434	4,428	9,867
1975-76	2,592	3,613	10,773	16,978
1976-77	2,049	2,993	6,915	11,957
1977-78	3,574	4,005	6,701	14,280
1978-79	3,098	5,803	9,039	17,940
1979-80	3,876	5,128	7,068	16,072
1980-81	3,090	4,471	10,777	18,338
1981-82	3,458	4,995	8,026	16,479
1982-83	3,452	4,300	7,992	15,744

Year	1A	2A	3A	4A	Total
1983-84	3,555	3,863	5,703	5,104	18,225

Year	1A, 2A	3A, 4A	Total
1984-85	10,900	23,278	34,178

Year	1A, 2A, 3A	4A, 5A	Total
1985-86	14,240	21,596	35,836
1986-87	16,893	20,989	37,882
1987-88	20,938	18,119	39,057
1988-89	21,050	18,048	39,098
1989-90	16,692	20,700	37,392
1990-91	23,887	18,730	42,617
1991-92	20,013	20,317	40,330
1992-93	20,396	16,082	36,478
1993-94	23,072	20,629	43,701
1994-95	21,478	19,954	41,432

Year	1A, 2A	3A, 4A, 5A	Total
1995-96	15,633	25,072	40,705
1996-97	12,593	27,211	39,804
1997-98	12,655	30,682	43,337
1998-99	14,269	26,085	40,354
1999-00	13,035	25,579	38,614
2000-01	15,137	27,744	42,881
2001-02	14,753	26,807	41,560
2002-03	10,891	27,787	38,678
2003-04	10,954	27,419	38,373
2004-05	12,931	26,148	39,079
2005-06	12,339	31,964	44,303
2006-07	10,603	29,395	39,998
2007-08	12,739	38,478	51,217
2008-09	15,370	40,680	56,050
2009-10	14,512	31,650	46,162
2010-11	10,809	28,832	39,641
2011-12	11,736	23,102	34,838



2011 State Championships in Review

Class 5A State Championship Game

Carmel (14-1) vs. Penn (14-1)

Date: Nov 26, 2011 • Site: Indianapolis, IN • Stadium: Lucas Oil Stadium • Attendance: 23102

Score by Quarters	1	2	3	4	Score
Carmel	6	20	14	14	54
Penn	0	0	0	0	0

SCORING SUMMARY

1st 10:45 CHS - STUMBO, Billy 37 yd field goal
4 plays, -1 yard, TOP 1:07, CHS 3 - PENN 0
07:40 CHS - STUMBO, Billy 24 yd field goal
6 plays, 25 yards, TOP 1:46, CHS 6 - PENN 0
2nd 11:55 CHS - PENNINGTON, D. 5 yd run (KEHOE, Adam pass from DENNING, B.)
8 plays, 60 yards, TOP 2:15, CHS 14 - PENN 0
09:22 CHS - STUMBO, Billy 30 yd field goal
4 plays, 6 yards, TOP 1:21, CHS 17 - PENN 0
02:10 CHS - STUMBO, Billy 32 yd field goal
12 plays, 72 yards, TOP 3:54, CHS 20 - PENN 0
00:13 CHS - THOMPSON, Jack 4 yd run (STUMBO, Billy kick blockd)
2 plays, 4 yards, TOP 0:09, CHS 26 - PENN 0
3rd 11:09 CHS - KEHOE, Adam 16 yd pass from DENNING, B. (STUMBO, Billy kick)
2 plays, 18 yards, TOP 0:39, CHS 33 - PENN 0
04:28 CHS - DENNING, B. 2 yd run (STUMBO, Billy kick)
10 plays, 58 yards, TOP 3:19, CHS 40 - PENN 0
4th 11:07 CHS - PENNINGTON, D. 10 yd run (STUMBO, Billy kick)
7 plays, 63 yards, TOP 1:57, CHS 47 - PENN 0
03:52 CHS - HOBBS, Cardell 22 yd run (SHANKLIN, Mark kick)
11 plays, 79 yards, TOP 4:37, CHS 54 - PENN 0

Kickoff time: 7:06pm • End of Game: 9:47pm • Total elapsed time: 2:41 • Officials: Referee: Michael Cherry; Umpire: Jeffrey Heard; Linesman: Gene Houston; Line judge: Dean Martin; Back judge: Mitchell Reeves. • Temperature: indoors • Phil N Eskew Mental Attitude: Penn #86 Patrick Adkins • 2011 Official Attendance: A/2A: 11,736 - 3A/4A/5A: 23,102

The Carmel Greyhounds applied a first-half vise grip to Penn's offense, grabbed a comfortable lead and marched to a 54-0 triumph in the Class 5A state championship game.

Carmel, appearing in the title game for the fifth time in six years, won its seventh football championship. The Greyhounds' Kevin Wright joined an elite group of five coaches who have captured titles at two different schools. Wright won three consecutive championships at Warren Central from 2003-05.

Second-ranked Carmel (14-1) surrendered only two first downs and 53 yards in the first half. The third-ranked Kingsmen (14-1) crossed midfield just once before halftime. Penn totaled only 10 first downs and 186 yards as Carmel's defense, led by Philip Spoerle and Justin Todd with five tackles apiece, dominated throughout.

The Greyhounds led 26-0 at halftime on the strength of a state finals-record four field goals by Billy Stumbo.

Carmel added some high-powered offense to its strong defensive effort. Jalen Duncan rushed for 110 yards on just 14 carries. Brandon Denning completed 14-of-24 passes for 143 yards and a touchdown, and ran for 60 yards and another score.

Penn, which came into the title game unbeaten as it sought a sixth state title, received 131 passing yards from quarterbacks Chad Gindleberger and Zach Oakley. Cory Yeoman is the Penn coach.

Class 4A State Championship Game

Cathedral (12-3) vs. S.Bend Washington (11-4)

Date: Nov 26, 2011 Site: Indianapolis, IN Stadium: Lucas Oil Stadium

Score by Quarters	1	2	3	4	Score
Indianapolis Cathedral	0	14	7	21	42
South Bend Washington	0	0	0	7	7

SCORING SUMMARY

2nd 11:53 IRISH - BABB, Corey 2 yd run (MYERS, Drake kick)
8 plays, 42 yards, TOP 3:02, IRISH 7 - PANTHERS 0
02:19 IRISH - GILLUM, Gino 10 yd run (MYERS, Drake kick)
1 play, 10 yards, TOP 0:06, IRISH 14 - PANTHERS 0
3rd 10:17 IRISH - GILLUM, Gino 1 yd run (MYERS, Drake kick)
4 plays, 31 yards, TOP 1:43, IRISH 21 - PANTHERS 0
4th 11:56 IRISH - GILLUM, Gino 6 yd run (MYERS, Drake kick)
12 plays, 89 yards, TOP 5:37, IRISH 28 - PANTHERS 0
10:58 IRISH - MYERS, Drake 20 yd interception return (MYERS, Drake kick) IRISH 35 - PANTHERS 0
10:12 PANTHERS - DIETER, Gehrig 54 yd pass from MORGAN, Daigien (NUNEZ, Enrique kick)
2 plays, 53 yards, TOP 0:44, IRISH 35 - PANTHERS 7
07:16 IRISH - GILLUM, Gino 7 yd run (MYERS, Drake kick)
7 plays, 50 yards, TOP 2:47, IRISH 42 - PANTHERS 7

Kickoff time: 3:33pm • End of Game: 6:10pm • Total elapsed time: 2:37 • Officials: Referee: Doug Hammel; Umpire: S. McGlothlin; Linesman: Michael Perry; Line judge: Gary Slunaker; Back judge: Jeff Slunaker; Temperature: indoors • Phil N. Eskew Mental Attitude Award Winner Cathedral #79 Jacob Bailey

Defensive stands early and late in the first half set the tone before Indianapolis Cathedral turned to running back Gino Gillum for the finishing touches in a 42-7 victory over South Bend Washington in the Class 4A state championship game.

The title was top-ranked Cathedral's second straight, fourth in six years and ninth overall. It marked the seventh championship for Coach Rick Streiff.

Cathedral (12-3) stopped the Panthers (11-4) after they advanced to the Irish 7-yard line on their first possession of the game. Just before halftime, the Irish defense rose again to prevent a score after Washington had first-and-goal at the Cathedral 3. Cathedral's pass rush never let Washington quarterback Daigien Morgan get comfortable.

The Irish totaled five takeaways. They made five quarterback sacks. Tyler Willis and Chase Mattingly led Cathedral with six tackles apiece. Cathedral held six playoff opponents to an average of 9.2 points a game.

Gillum's power running controlled the game as he accumulated 180 yards on 31 carries. His four rushing touchdowns tied a Class 4A championship game record. Quarterback Corey Babb passed for 81 yards completing 7-of-10.

Washington's Morgan completed 8-of-25 passes for 210 yards and one touchdown. Wide receiver Gehrig Dieter had five receptions for 168 yards and a score.

Coach Antwon Jones' Washington team was making its first state finals appearance since 1973, the first year of the tournament. The Panthers defeated Cathedral, 19-13, in that game.

2011 State Championships in Review

Class 3A State Championship Game

S.Bend St. Joseph's (12-3) vs. Bishop Chatard (13-2)
Date: Nov 26, 2011 • Site: Indianapolis, IN • Stadium: Lucas Oil Stadium

Score by Quarters	1	2	3	4	Score
South Bend St. Joseph's	0	0	7	0	7
Indpls. Bishop Chatard	7	14	0	0	21

SCORING SUMMARY

1st 05:31 TROJANS - KLEINSCHMIDT, 45 yd run (SCHEIDLER, Dan kick)
1 play, 45 yards, TOP 0:08, INDIANS 0 - TROJANS 7
2nd 06:50 TROJANS - KLEINSCHMIDT, 8 yd run (SCHEIDLER, Dan kick)
7 plays, 66 yards, TOP 3:19, INDIANS 0 - TROJANS 14
01:16 TROJANS - HILL, Henry 15 yd pass from VanVLIET, Max (SCHEIDLER, Dan kick)
9 plays, 67 yards, TOP 4:27, INDIANS 0 - TROJANS 21
3rd 02:19 INDIANS - CARMOLA, Nick 1 yd run (FULLENKAMP, A. kick)
13 plays, 77 yards, TOP 5:25, INDIANS 7 - TROJANS 21

Kickoff time: 12:10pm • End of Game: 2:31pm • Total elapsed time: 2:21 • Officials: Referee: Roger Holder; Umpire: Steven Gaunt; Linesman: Michael Gaither; Line judge: G. Janelins; Back judge: Rick Oliver; • Temperature: indoors • Phil N Eskew Mental Attitude Winner: Bishop Chatard #18 Max VanVliet

Max VanVliet's passing, Ryan Kleinschmidt's running and timely defensive plays powered Indianapolis Bishop Chatard to a 21-7 triumph over South Bend St. Joseph's in the Class 3A state championship game.

The victory garnered a state-leading 11th title for the top-ranked Trojans (13-2), who are 11-1 in the finals. They have won seven state championships since 2001, including the last two.

VanVliet hit 9-of-13 passes for 124 yards and a touchdown. Kleinschmidt rushed for 136 yards and a pair of scores one year after he ran for 247 yards and two touchdowns in the 2010 title game, also against St. Joseph's.

Chatard outscored its six postseason opponents 227-48, and the Trojans' defense continued to make big plays with three takeaways against St. Joseph's. As the Indians were driving to pull within a touchdown in the final two minutes, a fumble recovery by Okenna Oruche ended the push.

St. Joseph's gained just two first downs and 69 yards in the first half and trailed 21-0 at halftime. The Indians' offense got untracked in the second half, totaling 12 first downs and 222 yards in the game.

St. Joseph's quarterback Nick Carmola completed 12-of-17 passes for 143 yards. David Arsenault rushed for 58 yards.

St. Joseph's (12-3), ranked fourth in the state coaches' poll, was making its third appearance in five years in the Class 3A title game. Each time the Indians fell to Chatard. St. Joseph's won the 3A title in 1995.

Class 2A State Championship Game

Bishop Luers (13-1) vs. Evansville Mater Dei (13-2)
Date: Nov 25, 2011 • Site: Indianapolis, IN • Stadium: Lucas Oil Stadium

Score by Quarters	1	2	3	4	Score
Fort Wayne Bishop Luers	7	14	14	6	41
Evansville Mater Dei	0	7	3	7	17

SCORING SUMMARY

1st 03:06 KNIGHT - SMITH, Jaylon 2 yd run (STRACK, Greg kick)
6 plays, 70 yards, TOP 2:24, KNIGHT 7 - WILDCATS 0
2nd 09:06 WILDCATS - MAURER, Dane 27 yd run (WANNEMUEHLER, T kick)
7 plays, 77 yards, TOP 1:53, KNIGHT 7 - WILDCATS 7
06:23 KNIGHT - ROGERS, Mike 12 yd pass from KNAPE, James (STRACK, Greg kick)
8 plays, 44 yards, TOP 2:29, KNIGHT 14 - WILDCATS 7
02:22 KNIGHT - JEMISON, Tyvel 33 yd run (STRACK, Greg kick)
4 plays, 59 yards, TOP 1:03, KNIGHT 21 - WILDCATS 7
3rd 10:34 KNIGHT - MORKEN, Nick 20 yd run (STRACK, Greg kick)
4 plays, 53 yards, TOP 1:23, KNIGHT 28 - WILDCATS 7
05:48 KNIGHT - SMITH, Jaylon 36 yd run (STRACK, Greg kick)
7 plays, 47 yards, TOP 2:58, KNIGHT 35 - WILDCATS 7
02:12 WILDCATS - WANNEMUEHLER, T 34 yd field goal
12 plays, 38 yards, TOP 3:25, KNIGHT 35 - WILDCATS 10
4th 05:10 KNIGHT - ROGERS, Mike 5 yd pass from KNAPE, James (STRACK, Greg kick blockd)
7 plays, 25 yards, TOP 3:41, KNIGHT 41 - WILDCATS 10
01:23 WILDCATS - TEKOPPEL, Isaac 29 yd pass from MAURER, Dane (WANNEMUEHLER, T kick)
9 plays, 73 yards, TOP 3:40, KNIGHT 41 - WILDCATS 17

Kickoff time: 7:05pm • End of Game: 10:00pm • Total elapsed time: 2:55 • Officials: Referee: Bob Bormann; Umpire: Jeff Nordyke; Linesman: Mitch Orsburn; Line judge: D. Slupczynski; Back judge: Barry Swisher; • Temperature: indoor • Session I Attendance: 11,736 • Phil N. Eskew Mental Attitude Award Fort Wayne Bishop Luers' Andrew Morken (#42)

Fort Wayne Bishop Luers embraced some Indiana football history as it mixed an efficient passing attack with blockbuster runs and captured a 41-17 victory over Evansville Mater Dei in the Class 2A state championship game.

For the Knights (13-1), the outcome represented a third consecutive state title and 10th overall in 14 finals appearance. The 10 championships tie an Indiana record with Indianapolis Bishop Chatard, which is a 2011 finalist in Class 3A, and the 14 appearances are a record. For Luers Coach Matt Lindsay, it is the ninth state championship, tying him with Sheridan's Larry "Bud" Wright for the most in Indiana.

Luers quarterback James Knapke completed 17-of-25 passes for 190 yards and two touchdowns, spreading his passes among six receivers. Jaylon Smith rushed for 130 yards and a pair of touchdowns as the top-ranked Knights totaled 273 yards and four scores on the ground.

The dynamic Luers offense accumulated 463 yards and averaged of 7.7 yards per play. The Knights averaged 39.2 points against their five playoff opponents.

For Mater Dei (13-2), quarterback Dane Maurer passed for 126 yards and a touchdown on 12-of-24 and ran for 79 yards. Cody Hess rushed for 106 yards.

Fourth-ranked Mater Dei, coached by Mike Goebel, advanced to its first state title game in 10 years and fourth overall. The Wildcats won in 2000.

2011 State Championships in Review

Class A State Championship Game

Seccina Memorial (11-4) vs. Laf. Cent. Catholic (15-0)

Date: Nov 25, 2011 • Site: Indianapolis, IN • Stadium: Lucas Oil Stadium

Score by Quarters	1	2	3	4	Score
Indianapolis Scecina	0	0	0	7	7
Lafayette Central Catholic	7	21	7	3	38

SCORING SUMMARY

1st 07:57 KNIGHTS - ANTHROP, Danny 68 yd run (BOUGGY, Matt kick)

4 plays, 80 yards, TOP 2:02, CRUSADER 0 - KNIGHTS 7

2nd 09:11 KNIGHTS - ANTHROP, Danny 1 yd run (BOUGGY, Matt kick)

16 plays, 99 yards, TOP 6:55, CRUSADER 0 - KNIGHTS 14

07:14 KNIGHTS - MILLS, Timmy 40 yd pass from MUNN, Austin (BOUGGY, Matt kick)

2 plays, 51 yards, TOP 0:35, CRUSADER 0 - KNIGHTS 21

00:13 KNIGHTS - SCHRADER, Brad 5 yd run (BOUGGY, Matt kick)

6 plays, 63 yards, TOP 1:53, CRUSADER 0 - KNIGHTS 28

3rd 07:40 KNIGHTS - ANTHROP, Danny 41 yd run (BOUGGY, Matt kick)

9 plays, 80 yards, TOP 4:20, CRUSADER 0 - KNIGHTS 35

4th 03:16 KNIGHTS - BOUGGY, Matt 30 yd field goal

7 plays, 15 yards, TOP 4:11, CRUSADER 0 - KNIGHTS 38

00:20 CRUSADER - DEERING, Matt 33 yd pass from RENNICK, Robert (FRAIN, Ryan kick)

5 plays, 60 yards, TOP 2:43, CRUSADER 7 - KNIGHTS 38

Kickoff time: 3:38pm • End of Game: 6:01pm • Total elapsed time:

2:23 • Officials: Referee: Kevin Brown; Umpire: Lucas Howard;

Linesman: Jason Plunckett; Line judge: Dale White; Back judge: Rob

Williamson; • Temperature: indoor • Phil N Eskew Mental Attitude

Award Winner: Lafayette Central Catholic #53 John Schrader

The Lafayette Central Catholic offense used all manner of scoring vehicles -- big rushing gains, methodical drives and lengthy pass plays -- to record a 38-7 victory over Indianapolis Scecina Memorial in the Class A championship game.

The triumph for the Knights (15-0) completed a marvelous season and three-year run. It was their third consecutive state title with an undefeated record. They became the first school to accomplish that feat since the state tournament began in 1973.

Also, their winning streak moved to 45 games, second in Indiana history behind Bloomington's 60-game string from 1967-73.

Central Catholic standout Danny Anthrop accumulated 255 rushing yards and three touchdowns in just 23 carries against Scecina. Anthrop totaled 51 all-purpose touchdowns this season. Knights quarterback Austin Munn passed for 93 yards and a touchdown against Scecina. Timmy Mills caught three passes for 83 yards and a TD.

It was the fifth football state championship for No. 1-ranked Central Catholic. The Knights, coached by Kevin O'Shea, outscored their six postseason opponents 281-27.

Scecina (11-4) got on the scoreboard with a 33-yard reception by Matt Deering in the fourth quarter. Quarterback Robert Rennick passed for 86 yards and the TD. David Tarver led the Crusaders with 34 rushing yards.

Scecina, ranked No. 6 in the state coaches' poll, was playing in its first state championship game since winning Class 2A titles in 1990 and 1991. Ott Hurrle was the Crusaders coach then and now.



Lafayette Central Catholic Knights

Class A



Lt.	Dk.	Name	Gr.	Ht.	Wt.	Position(s)
4	4	Rayce Fisher	9	5-9	150	WB/OLB
5	5	Timmy Mills	12	5-10	150	QB/DB
6	6	Derrick Brown	10	5-10	150	WB/DB
7	7	Anthony Berumen	9	5-7	130	SE/DB
8	8	Ethan Schrader	9	5-11	155	QB/DB
9	9	Jared Joyce	10	5-6	140	RB/OLB
10	10	Matt Bouggy	12	5-8	145	K
11	11	Eli Behr	10	6-0	150	SE/DB
12	12	Colin McNeely	9	5-7	150	SE/LB
14	14	Brad Schrader	12	5-10	190	RB/OLB
15	15	Mason Fisher	12	6-3	160	SE/DB
16	16	Ty Preston	11	5-11	150	QB/DB
17	17	Will Jones	12	5-11	165	WB/DB
20	20	Ethan Weisgerber	11	6-0	150	SE/DB
21	21	Luke Fusiek	9	5-10	130	SE/DB
22	22	Adam Lovell	9	5-7	125	WB/DB
23	23	Jackson Anthrop	9	5-9	160	WB/DB
24	24	John Paul Santos	12	6-0	170	SE/DB
25	25	Nigel Hensley	11	5-10	145	SE/DB
26	26	Grant Vogt	10	5-11	150	RB/OLB
27	27	Jarroed Patzschke	11	6-5	170	SE/DB
28	28	Andrew Hubertz	12	6-3	190	SE/DB
29	29	Joe Smith	11	6-2	170	WB/DB
30	30	Tim Drerup	12	5-7	160	RB/OLB
31	31	Sam Kochert	12	5-11	180	RB/LB

Lt.	Dk.	Name	Gr.	Ht.	Wt.	Position(s)
34	34	Rizlyon Baguisa	9	5-8	165	RB/LB
41	41	Tyler Schrader	11	6-0	175	RB/DL
43	43	Justin Rogers	9	5-9	165	WB/OLB
50	50	Ross Corcoran	12	6-2	210	OL/LB
51	51	Joe Corcoran	10	6-2	185	OL/LB
52	52	Caeb Onken	11	6-2	240	OL/LB
53	53	Coy Cronk	9	6-1	190	OL/LB
54	54	Casey Bollock	12	6-4	230	OL/DL
56	56	Patrick Mackey	12	6-1	225	OL/DL
57	57	Landin Miller	10	6-2	180	OL/DL
58	58	Bradyn Bordenet	9	6-0	200	OL/DL
59	59	David Sanchez	9	6-1	200	OL/DL
61	61	Jimmy Mills	12	5-8	165	OL/DL
62	62	Bayley Fontaine	10	5-11	180	OL/DL
63	63	Will Beardmore	11	5-11	190	OL/DL
64	64	Mack Bonwell	9	6-0	170	OL/DL
65	65	Sean Mintert	9	5-11	175	OL/DL
66	66	Jack Reifenrath	9	6-0	270	OL/DL
67	67	Samuel Scheetz	11	6-5	180	OL/DL
68	68	Robbie Eberhard	9	6-2	260	OL/DL
70	70	Matt Thieme	12	6-3	210	OL/DL
72	72	Robby Fortwendel	12	6-3	240	OL/DL
74	74	Gage Ulery	11	6-3	210	OL/DL
75	75	Parker Hensley	9	5-9	175	OL/DL
83	83	Nick Bird	11	5-7	140	SE/DB

Lafayette Central Catholic Knights

Class A



Team Statistics

	Laf. Central Catholic	Opponents
Total Points / Points Per Game	451 / 32.2	157 / 11.2
First Downs / Per Game	216 / 15.4	141 / 10
Rushing Yards / Per Game	2,722 / 194.4	1,320 / 94.3
Passing Yards / Per Game	1,914 / 136.7	1,620 / 115.7
Total Yards / Per Game	4,636 / 331.1	2,940 / 210
Fumbles Recovered By	8	2
Intercepted By	24	9
Total Punts / Average	42 / 35.8	N/A
Penalties / Yards	N/A	N/A

Individual Statistics

Scoring	G	TD	1-Pt.	2-Pt.	FG	TP	PPG
14 Brad Schrader	12	18	--	--	--	108	--
17 Will Jones	14	14	--	--	--	84	--
10 Matt Bouggy	13	--	61	--	7	84	--
5 Timmy Mills	14	13	--	--	--	78	--

Rushing	G	Att.	Yds.	TD	YPG	YPC	Long
14 Brad Schrader	12	220	1387	17	115.3	6.3	85
17 Will Jones	14	62	438	9	31.3	7.1	40
5 Timmy Mills	14	46	431	6	30.7	9.4	74
23 Jackson Anthrop	14	47	194	1	13.9	4.1	17

Passing	G	Comp.	Att.	Int.	TD	Yds.	YPG
16 Ty Preston	11	96	173	7	10	1369	124.5
5 Timmy Mills	4	36	54	2	3	469	117.2

Receiving	G	Rec.	Yds.	TD	YPG	YPC	Long
5 Timmy Mills	11	37	655	4	59.5	17.7	62
17 Will Jones	14	32	363	3	25.9	11.3	34
23 Jackson Anthrop	14	26	303	1	21.6	11.7	47
28 Andrew Hubertz	14	20	308	4	22.0	15.4	49

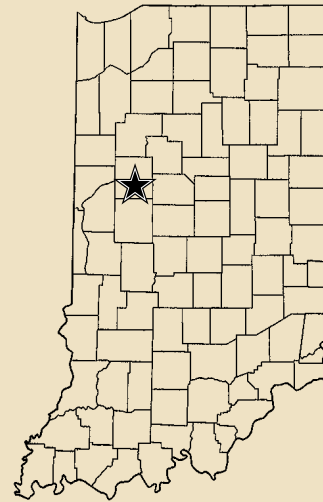
Defense	G	Tackles	For Loss	Sacks	INT	FC	FR
50 Ross Corcoran	14	164	8	3	3	1	0
31 Sam Kochert	14	124	6	3	1	1	0
24 John Paul Santos	14	85	6	0	1	1	1
41 Tyler Schrader	14	77	14	5	0	1	0
28 Andrew Hubertz	14	84	4	0	2	1	0
17 Will Jones	14	73	0	0	7	2	4

State Finals History

State Champion: **(5)** 1976 (A), 1999 (A), 2009 (A), 2010 (A), 2011 (A)
 Appearances: **(6)** 1976 (A), 1999 (A), 2009 (A), 2010 (A), 2011 (A), 2012 (A)



Kevin O'Shea
Head Coach



Team Facts

City/Town: Lafayette
 County: Tippecanoe
 Superintendent: Dr. Marie Williams
 Principal: Joe Brettnacher
 Athletic Director: Tim Bordenet
 Asst. Athletic Director: Patrick O'Keefe
 Head Coach: Kevin O'Shea
 Assistant Coaches: Mark Brown, Tim O'Shea, Frank O'Shea, Jeff Onken, Jim Schrader, Ed Tilley
 Equipment Manager: Tom Yarnall
 Student Manager: Hunter Andrews
 Offensive Formation: Run-n-Shoot
 Defensive Formation: 3-4
 Colors: Navy and White
 Conference: Hoosier
 Enrollment: 235
 Last Year's W-L Record: 15-0

Season Results (13-1)

8/17	Delphi	W	52-7
8/24	Guerin Catholic	W	21-14
8/31	Twin Lakes	W	17-12
9/7	at Culver Academies	L	12-14
9/14	at Benton Central	W	55-12
9/21	Tipton	W	24-13
9/28	at Heritage Christian	W	54-40
10/5	at Rensselaer Central	W	15-0
10/12	at West Lafayette	W	24-14
Sectional			
10/19	North White	W	35-0
10/26	at Caston	W	42-7
11/2	Pioneer	W	38-7
Regional			
11/9	at Winamac	W	49-14
Semi-State			
11/16	at Sheridan	W	13-3

Lafayette Central Catholic Depth Chart

Offense

Pos.	No.	Name
QB	16	Ty Preston
	5	Timmy Mills
RB	14	Brad Schrader
	17	Will Jones
RWB	17	Will Jones
	29	Joe Smith
LWB	23	Jackson Anthrop
	24	John Paul Santos
LSE	28	Andrew Hubertz
	27	Jarro Patzschke
RSE	5	Timmy Mills
	21	Luke Fusiek
LT	54	Casey Bollock
	74	Gage Ulery
RT	70	Matt Thieme
	50	Ross Corcoran
LG	50	Ross Corcoran
	51	Joe Corcoran
RG	56	Patrick Mackey
	51	Joe Corcoran
C	74	Gage Ulery
	72	Robbie Fortwendel

Specialists

Pos.	No.	Name
Punter	28	Andrew Hubertz
Placekicker	10	Matt Bouggy
Kickoffs	10	Matt Bouggy
Long Snapper	17	Will Jones
Holder	11	Eli Behr
Punt Returns	5	Timmy Mills
	23	Jackson Anthrop
Kickoff Returns	17	Will Jones
	5	Timmy Mills

Defense

Pos.	No.	Name
N	61	Jimmy Mills
	56	Patrick Mackey
DE	26	Grant Vogt
	70	Matt Thieme
DE	41	Tyler Schrader
	67	Sam Scheetz
ILB	50	Ross Corcoran
	51	Joe Corcoran
ILB	31	Sam Kochert
	53	Coy Cronk
OLB	25	Nigel Hensley
	34	Rizlyon Baguisa
OLB	14	Brad Schrader
	51	Joe Corcoran
CB	17	Will Jones
	5	Timmy Mills
CB	29	Joe Smith
	11	Eli Behr
FS	24	John Paul Santos
	27	Jarro Patzschke
SS	28	Andrew Hubertz
	23	Jackson Anthrop

Lafayette Central Catholic Head Coach Kevin O'Shea

Name: Kevin O'Shea

Age: 47

Spouse's Name: Jennifer

Years Married: 24

Children's Names and Ages: Ryan 22, Kaitlyn 20, Kiera 18

Current Occupation and Employer: Lafayette Catholic School System

No. of Yrs.: 5

If a teacher, what subjects and grades do you teach: Geometry, Algebra II

Education

College: Franklin College

Year Graduated: 1988

Degree(s) / Major: Mathematics/Secondary Education

High School: McCutcheon

Year Graduated:1984

Athletic Participation

Sport	High School Years (ie: 1972, 73)	College Years (ie: 1976, 77)
Football	1980-1984	1984-1988
Baseball	1980-1984	
Basketball	1980-1982	

As A High School Or College Player, Have You Ever Competed In A State Or National Championship Event In Any Sport? If Yes, Please Give Details:

High School: State Championship Football 1982

Coaching Experience (Football Only)

Number of Years as Varsity Head Coach at Current School (ie: 5 years): 5

Actual Years as Varsity Head Coach at Current School (ie: 1996-2000): 2008-present

Won-Loss Record as Varsity Head Coach at Current School: 67-3

Overall Varsity Head Coaching Record: 167-66

Please list below where you've coached during your career starting with your current position:

School	Head / Asst.	No. of Years(ie: 5)	Actual Years(ie: 1992-present)
Lafayette Central Catholic	Head	5	2008-present
Attica H.S.	Head	1	2007-2008
McCutcheon H.S.	Head	9	1998-2007
Delta H.S.	Head	5	1993-1998
Crown Point H.S.	Asst	5	1988-1993

Tournament Championships (As the Varsity Head Coach, list years your team won):

Sectional: 2009, 2010, 2011, 2012

Regional: 2009, 2010, 2011, 2012

Semi-State: 2009, 2010, 2011, 2012

State Championship: 2009, 2010, 2011

Something Interesting About You Personally Or Professionally That People Might Not Know:

Led NAIA in passing yardage and total offense in 1987

Threw first TD pass in the Hoosier Dome playing in the 1984 All-Star game



Indianapolis Scecina Crusaders

Class A



Lt.	Dk.	Name	Gr.	Ht.	Wt.	Position(s)
10	10	Kirby Cox	11	5-11	140	DB
11	11	Robert Rennick	12	5-10	150	QB
12	12	Griffin Walizer	12	5-9	170	WR
13	13	Nolan Ayres	11	6-3	165	DB
14	14	Thomas Allgood	12	5-10	160	RB
15	15	Brian Allgood	11	6-1	175	WR
20	20	Rocky Leffler	11	5-8	150	RB
21	21	Brad Meade	9	5-7	125	QB
22	22	Alex Beerbower	9	5-8	150	QB
23	23	David Tarver	12	5-9	200	RB
24	24	Eric Tucker	10	5-9	160	RB
25	25	Lex Martin	9	5-10	140	QB
26	26	Elliott Connor	9	5-8	160	RB
27	27	Kirk Crouch	10	5-8	150	RB
28	28	Nick Newhart	10	5-8	135	WR
29	29	Elijah Broschart	11	5-10	175	RB
30	30	Caleb Baue	9	5-7	150	WR
31	31	Jordan Brown	11	5-10	160	FB
32	32	Kylin Payton	9	5-9	150	RB
33	33	Abe Hagist	10	5-8	145	FB
34	34	Isaiah Bryant	9	5-11	150	WR
35	35	Jonathan Robinson	9	5-10	150	WR
36	36	Andrew Bledsoe	11	5-7	150	WR
38	38	Darius Mitchell	9	5-9	170	FB
40	40	Brandon Schroedle	9	6-0	190	FB
41	41	Charlie Therber	12	5-11	190	FB
42	42	Drew Tucker	9	5-6	130	QB
43	43	Hector Velasquez	10	5-7	190	K
45	45	Curtis Henley	12	5-9	215	FB
50	50	Connor Tooley	12	6-0	175	OL
51	51	Nate Canterbury	10	6-2	200	OL
52	52	Justin Cavanaugh	12	6-3	210	OL
53	53	David Hoffman	9	5-8	150	OL
54	54	Sam Burck	11	6-0	240	OL
55	55	Dustin Embry	12	5-10	230	OL

Lt.	Dk.	Name	Gr.	Ht.	Wt.	Position(s)
56	56	A.J. Dunn	9	5-8	215	OL
57	57	Josh Denney	9	6-2	190	OL
57	57	D'ylan Richarson	12	6-2	235	DE
58	58	Galen Monroe	11	5-11	215	OL
59	59	Pat Kenney	11	5-7	180	OL
60	60	Kevin Thacker	11	5-8	175	OL
61	61	Jake Mcdaniel	9	5-7	160	OL
62	62	Adam Waidlich	11	5-7	200	OL
63	63	Leo Hagist	11	5-8	210	OL
64	64	Adam Schroedle	11	5-9	210	OL
65	65	Ryan Slipher	11	5-5	180	OL
66	66	Curtis Wilson	10	6-0	190	OL
67	67	Christian Johnson	12	6-4	255	OL
68	68	Luke Frain	10	6-0	250	K
70	70	Py Khonwai	9	5-7	195	OL
71	71	Gary Fisher	11	6-2	300	OL
72	72	Koy Pruitt	9	5-8	195	OL
73	73	Joseph Johnson	9	5-10	180	OL
74	74	Jacob Gallagher	9	5-7	200	OL
75	75	Dustin Feltner	12	6-3	270	OL
75	75	Alex Moreno	9	5-9	170	OL
76	76	Jordan Webb	10	5-11	215	OL
77	77	Miguel Arrendondo	12	6-0	255	OL
77	77	Austin Mercer	9	5-8	225	OL
78	78	Eamon Hegarty	9	5-11	250	OL
80	80	James Hadley	11	6-3	210	TE
81	81	Christian Hough	9	5-10	160	TE
82	82	Nick Asher	11	5-11	190	TE
83	83	Aaron Leming	11	5-9	155	WR
84	84	Devon Motley	9	5-9	150	WR
85	85	Sam Elmore	12	6-1	205	TE
86	86	Aaron Lee	10	6-2	220	TE
87	87	Jordan Tucker	12	6-0	180	WR
88	88	Kevin Hannah	11	5-8	165	TE
89	89	Dasan Killilea	11	6-1	170	TE

Indianapolis Sccecina Crusaders

Class A



Team Statistics

	Indpls. Sccecina	Opponents
Total Points / Points Per Game	448 / 32	234 / 16.7
First Downs / Per Game	169 / 12.1	150 / 10.7
Rushing Yards / Per Game	3,742 / 267.3	1,794 / 128.1
Passing Yards / Per Game	1,090 / 77.9	1,807 / 129.1
Total Yards / Per Game	4,832 / 345.1	3,601 / 257.2
Fumbles Recovered By	11	12
Intercepted By	18	7
Total Punts / Average	31 / 33.8	42 / 30.7
Penalties / Yards	61 / 478	51 / 444

Individual Statistics

Scoring	G	TD	1-Pt.	2-Pt.	FG	TP	PPG
23 David Tarver	13	15	0	0	0	90	6.4
20 Rocky Leffler	14	9	0	1	0	58	4.1
14 Thomas Allgood	6	8	0	0	0	48	8.0
31 Jordan Brown	14	5	0	0	0	30	2.1
83 Aaron Leming	14	0	25	0	0	25	1.8

Rushing	G	Att.	Yds.	TD	YPG	YPC	Long
23 David Tarver	13	136	1136	15	87.4	8.4	92
20 Rocky Leffler	14	100	623	7	44.5	6.2	45
31 Jordan Brown	14	103	612	5	43.7	5.9	44
14 Thomas Allgood	6	74	598	8	99.7	8.1	85
45 Curtis Henley	12	37	339	4	28.3	9.2	48

Passing	G	Comp.	Att.	Int.	TD	Yds.	YPG
11 Robert Rennick	13	61	119	6	10	849	65.3
10 Kirby Cox	4	5	5	0	1	130	32.5
13 Nolan Ayres	2	2	3	0	0	72	36.0

Receiving	G	Rec.	Yds.	TD	YPG	YPC	Long
85 Sam Elmore	14	12	319	4	22.8	26.6	73
87 Jordan Tucker	14	10	238	4	17.0	23.8	44
15 Brian Allgood	14	14	137	1	9.8	9.8	29
31 Jordan Brown	14	11	124	0	8.9	11.3	20
29 Elijah Broschart	9	2	57	0	28.5	6.3	38

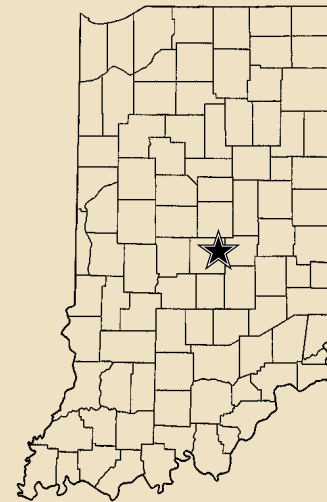
Defense	G	Tackles	For Loss	Sacks	INT	FC	FR
50 Connor Tooley	13	112	11	2	2	2	0
80 Jimmy Hadley	14	110	12	0.5	0	3	1
10 Kirby Cox	14	57	2	0	7	0	0
20 Rocky Leffler	14	63	7	3	0	0	0
57 Dylan Richardson	14	61	12	5.5	0	0	1
13 Nolan Ayres	13	65	0	0	1	0	1

State Finals History

State Champion: **(2)** 1990 (2A), 1991 (2A)
 Runner-Up: **(1)** 2011 (2A)
 Appearances: **(4)** 1990 (2A), 1991 (2A),
 2011 (A), 2012 (A)



Ott Hurrle
Head Coach



Team Facts

City/Town: Indianapolis
 County: Marion
 Superintendent: Harry Plummer
 President: Joseph Therber
 Principal: John Hegarty
 Athletic Director: Jason Kehrer
 Head Coach: Ott Hurrle
 Assistant Coaches: Mike Battles, Mike Kirk,
 K.C. Leffler, John Lux, Frank Marino,
 Kyle Padgett, Brian Rosswurm,
 Tony Schmoll, Tyran Thompson, Adam Barr
 Statistics: Bill Bevan, Evan Knoop,
 David Smock
 Videographer: Jeff McGuinness
 Game Operations: Nick Pasotti, Russell Baxter
 Trainer: Anna Foster, ATC
 Priest: Fr. Rob Hausladen
 Offensive Formation: I Formation
 Defensive Formation: 3-4
 Colors: Cardinal Red and Gold
 Conference: Indiana Crossroads
 Enrollment: 360
 Last Year's W-L Record: 11-4

Season Results (11-3)

8/17 Elwood W 27-12
 8/25 vs. Speedway W 27-26
 8/31 at Park Tudor W 32-7
 9/8 Beech Grove W 47-7
 9/14 at Roncalli L 7-28
 9/22 at Lapel W 50-21
 9/29 Triton Central L 16-17
 10/5 at Indpls. Cardinal Ritter L 18-36
 10/13 Indpls. Lutheran W 49-20

Sectional

10/19 at Cambridge City Lincoln W 40-13
 10/26 at Knightstown W 55-13
 11/2 Eastern Hancock W 35-19

Regional

11/9 at North Vermillion W 27-0

Semi-State

11/16 at Linton-Stockton W *17-14

* (Overtime)

Indianapolis Scecina Depth Chart

Offense

Pos.	No.	Name
QB	11	Robert Rennick
QB	10	Kirby Cox
RB	23	David Tarver
RB	20	Rocky Leffler
RB	14	Thomas Allgood
RB	31	Curtis Henley
WR	87	Jordan Tucker
WR	15	Brian Allgood
WR	12	Griffin Walizer ("Wall-eye-zer")
WR	10	Kirby Cox
TE	85	Sam Elmore
TE	80	Jimmy Hadley
LT	52	Justin Cavanaugh
LT	55	Dustin Embry
LG	67	Christian Johnson
LG	62	Adam Waidlich
C	59	Pat Kenney
C	64	Adam Schroedle
RG	54	Sam Burck
RT	75	Dustin Feltner
RT	63	Leo Hagist

Specialists

Pos.	No.	Name
Punter	83	Aaron Leming
Placekicker	68	Luke Frain
Kickoffs	83	Aaron Leming
Long Snapper	63	Leo Hagist
Holder	20	Rocky Leffler
Punt Returns	10	Kirby Cox
Kickoff Returns	20	Rocky Leffler

Defense

Pos.	No.	Name
DE	67	Christian Johnson
DE	58	Galen Monroe
DT	55	Dustin Embry
DT	77	Miguel Arredondo
DE	57	Dylan ("Day-len") Richardson
DE	51	Nate Canterbury
LB	29	Elijah Broschart
LB	31	Jordan Brown
LB	50	Connor Tooley
LB	88	Kevin Hannah
LB	80	Jimmy Hadley
LB	45	Curtis Henley
LB	66	Chris Wilson
LB	82	Nick Asher
S	83	Aaron Leming
S	14	Thomas Allgood
S	13	Nolan Ayres
S	28	Nick Newhart
CB	10	Kirby Cox
CB	87	Jordan Tucker
CB	20	Rocky Leffler
CB	87	Jordan Tucker

Indianapolis Scecina Head Coach Ott Hurrle

Name: Ott Hurrle
Age: 60
Spouse's Name: N/A
Years Married: N/A
Children's Names and Ages: N/A
Current Occupation and Employer: Scecina High School, Elective PE Teacher
No. of Yrs.: 35/21 as head coach
If a teacher, what subjects and grades do you teach: Elective PE

Education

College: Butler University
Year Graduated: 1974
Degree(s) / Major: B.S., M.S./ Secondary Education
High School: Scecina Memorial High School
Year Graduated: 1970

Athletic Participation

Sport	High School Years (ie: 1972, 73)	College Years (ie: 1976, 77)
Football	1966, 1967, 1968, 1969	1970, 1971, 1972, 1973
Wrestling	1966, 1967, 1968	
Baseball	1967, 1969	

As A High School Or College Player, Have You Ever Competed In A State Or National Championship Event In Any Sport? If Yes, Please Give Details: N/A

Coaching Experience (Football Only)

Number of Years as Varsity Head Coach at Current School (ie: 5 years): 21 years
Actual Years as Varsity Head Coach at Current School (ie: 1996-2000): 1988-1994, 1999-Present
Won-Loss Record as Varsity Head Coach at Current School: 141-107
Overall Varsity Head Coaching Record: 142-116

Please list below where you've coached during your career starting with your current position:

School	Head / Asst.	No. of Years	Actual Years
Scecina Memorial H.S.	Head Coach	21	1988-1994,1999-Present
Northwestern H.S.	Head Coach	1	1998
Butler University	Def. Coordinator	3	1995-1998
Scecina Memorial H.S.	Assistant Coach	14	1974-1987

Tournament Championships (As the Varsity Head Coach, list years your team won):

Sectional: 1990, 1991, 1994, 2000, 2002, 2011, 2012

Regional: 1990, 1991, 1994, 2002, 2011

Semi-State: 1990, 1991, 2011

State Championship: 1990, 1991

Something Interesting About You Personally Or Professionally That People Might Not Know:

All but one of the assistant coaches and other football staff members played for Coach Hurrle as either an assistant or primarily Head Coach at Scecina. (Mike Kirk Class of '75, Tony Schmoll '77, Mike Battles '84, K.C. Leffler '87, David Smock '89, Kyle Padgett '01, Tyran Thompson '02, Jeff McGuinness '02, John Lux '03, Frank Marino '03, Evan Knoop '03, Brian Rosswurm '05) and the Athletic Director, Jason Kehrer, is from the Class of 1988.



Fort Wayne Bishop Luers Knights

Class 2A



Lt.	Dk.	Name	Gr.	Ht.	Wt.	Position(s)
1	1	Tyvel Jemison	12	5-10	180	DB
2	2	Kendrick Mullen	12	5-7	162	DB
3	3	Charles Gaston	12	5-10	175	RB
4	4	Noah Wezensky	9	6-1	175	QB
5	5	Jermar'quay Brooks	12	5-8	215	LB
6	6	Chance Young	11	5-8	165	DB
7	7	Michael Rogers	12	6-1	180	WR
8	8	Travis Eckert	10	6-2	175	QB/P
9	9	Jaylon Smith	12	6-3	219	LB/RB
10	10	Seth Wyss	9	5-6	140	RB/DB
11	11	Asante Smith	12	5-10	180	DE
12	12	Kaliq Jackson	12	6-0	140	WR
13	13	Matthew Williamson	12	6-2	190	WR
14	14	Quinn Cook	11	6-3	180	QB
15	15	Jyquel Jemison	11	5-11	190	LB/FB
16	16	Solomone Smith	10	6-3	180	DE/DB
17	17	Sean Katen	12	5-8	170	K
18	18	Kyle Bliss	12	5-9	172	QB
19	19	Jack Johnston	9	5-10	155	QB/DB
20	20	Jeremiah Gaston	10	5-8	155	RB/DB
21	21	Andrew Spencer	12	6-0	170	DB
22	22	Diontez Williams	11	5-10	165	DB/WR
23	23	Nicholas Morken	11	5-10	205	LB/RB
24	24	C.J. McArter	10	6-1	220	RB/LB
25	25	Brandon Volmerding	11	5-11	190	LB/TE
26	26	Brandon Dock	12	5-11	185	DB
29	29	Joey Lamping	10	6-0	160	WR/DB
30	30	Schulyer Cook	10	5-10	150	WR/DB
31	31	Brandon Yeager	11	5-11	135	DB
32	32	Jaquale Cooper	12	5-10	195	RB/DB
33	33	Damian Brough	10	5-9	185	RB/LB
34	34	Nicholas Deiser	12	5-9	165	LB
35	35	Isaac Morken	9	5-11	160	RB/LB
36	36	Everett Green	12	5-10	200	OL/DL
40	40	Aaron LaMaster	12	5-9	200	LB
41	41	Nathan Grabner	11	6-0	175	LB/TE
42	42	Peter Pfister	10	5-9	150	RB/LB
43	43	Schulyer Aghabekian	11	6-0	175	LB/TE

Lt.	Dk.	Name	Gr.	Ht.	Wt.	Position(s)
44	44	Michael Vankoski	10	6-0	180	LB/RB
45	45	Tristen Coker	11	6-1	200	LB
47	47	Samuel Sroufe	10	5-10	199	RB/DB
49	49	Eric Trabel	10	5-11	164	DE/LB
50	50	Evan Trabel	10	5-10	205	OL/DL
51	51	Ryan Bliss	10	5-10	185	OL/DL
52	52	Jack Sturm	12	6-3	265	OL/DL
53	53	Andrew Baehl	10	5-11	180	OL/DL
54	54	Michael Sturm	10	5-10	175	OL/DL
55	55	Matthew Gigli	10	5-8	165	C
56	56	Justin Dippold	9	6-0	170	TE/LB
57	57	Luke Baker	10	5-8	265	OL/DL
58	58	Danny Beckman	12	6-3	310	OL/DL
59	59	Cole Mulhern	10	6-1	290	OL/DL
61	61	John Savieo	12	5-10	180	OL/DL
63	63	Grant Detrick	10	6-0	195	OL/DL
64	64	Will Nolan	12	5-11	205	C
66	66	Jacob Burns	11	6-0	220	OL/DL
67	67	Nathan Pritchard	9	5-10	170	RB/LB
68	68	Daemen Williams	9	5-11	230	TE/DL
69	69	Tom Carrier	12	6-3	210	OL/DL
70	70	Jonathon Knapke	10	6-1	220	OL/DL
71	71	Tyler Green	12	6-3	275	OL/DL
73	73	Peter Litchfield	10	6-0	220	OL/DL
74	74	Drake Wells	9	5-7	130	RB/DB
76	76	Chad Wyss	12	6-2	280	OL/DL
79	79	Marc Cotter	12	6-3	300	OL/DL
80	80	Bryce Pollick	10	5-8	145	DB/WR
81	81	Luke Dippold	10	5-8	145	DB/WR
83	83	Austin Mack	9	6-2	178	WR/DB
84	84	Joshua Gibson	11	5-10	152	WR/DB
85	85	Austin Armstrong	11	5-11	185	DE
86	86	Braden Thiele	11	6-1	195	DE
87	87	Josh Yarde	10	6-0	185	WR/LB
88	88	Austyn Rybicki	11	6-4	210	DE
89	89	Isaac Case	11	5-7	130	WR
90	90	Joseph Sroufe	10	5-8	145	WR/DB

Fort Wayne Bishop Luers Knights

Class 2A



Team Statistics

	FW Bishop Luers	Opponents
Total Points / Points Per Game	346 / 24.7	189 / 13.5
First Downs / Per Game	N/A	N/A
Rushing Yards / Per Game	2,805 / 200.4	N/A
Passing Yards / Per Game	1,151 / 82.2	N/A
Total Yards / Per Game	3,956 / 282.6	N/A
Fumbles Recovered By	14	8
Intercepted By	14	8
Total Punts / Average	52 / 30	N/A
Penalties / Yards	62 / 618	N/A

Individual Statistics

Scoring	G	TD	1-Pl.	2-Pl.	FG	TP	PPG
9 Jaylon Smith	14	17	0	1	0	104	7.4
17 Sean Katon	14	0	38	0	3	47	3.4
32 Jaquale Cooper	14	6	0	1	0	38	2.7
1 Tyvel Jemison	14	6	0	0	0	36	2.6
3 Charles Gaston	14	5	0	0	0	30	2.1

Rushing	G	Att.	Yds.	TD	YPG	YPC	Long
9 Jaylon Smith	14	155	1115	15	79.6	7.2	57
1 Tyvel Jemison	14	61	517	6	36.9	8.5	88
3 Charles Gaston	14	75	517	5	36.9	6.9	64
32 Jaquale Cooper	14	81	307	5	21.9	3.8	24

Passing	G	Comp.	Att.	Int.	TD	Yds.	YPG
14 Quinn Cook	13	61	138	6	5	715	55
4 Noah Wyzenski	11	29	67	2	3	387	35.2

Receiving	G	Rec.	Yds.	TD	YPG	YPC	Long
10 Mike Rogers	13	33	383	2	29.5	11.6	31
13 Matt Williamson	14	16	257	1	18.4	16.1	53
9 Jaylon Smith	14	9	71	2	5.1	7.9	16

Defense	G	Tackles	For Loss	Sacks	INT	FC	FR
34 Nick Deiser	14	107	7	1	0	2	2
5 Quay Brooks	13	104	14.5	1.5	0	2	2
40 Aaron LaMaster	14	88	13.5	1.5	0	0	4
1 Tyvel Jemison	14	81	3.5	0	4	3	0
9 Jaylon Smith	14	68	18	6	0	2	1
58 Dan Beckman	14	67	19.5	6.5	0	2	0

State Finals History

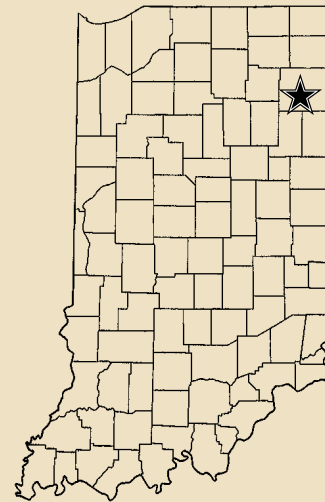
State Champion: (10) 1985 (2A), 1989 (2A), 1992 (2A), 1999 (2A), 2001 (2A), 2002 (2A), 2007 (2A), 2009 (2A), 2010 (2A), 2011 (2A)

Runner-Up: (4) 1983 (2A), 1991 (2A), 1996 (2A), 2000 (2A)

Appearances: (15) 1983 (2A), 1985 (2A), 1989 (2A), 1991 (2A), 1992 (2A), 1996 (2A), 1999 (2A), 2000 (2A), 2001 (2A), 2002 (2A), 2007 (2A), 2009 (2A), 2010 (2A), 2011 (2A), 2012 (2A)



Steve Keefer
Head Coach



Team Facts

City/Town: Fort Wayne

County: Allen

Superintendent: Dr. Mark Myers

Principal: Mary Keefer

Athletic Director: Jim Huth

Asst. Athletic Director: Diane Karst

Head Coach: Steve Keefer

Assistant Coaches: Mike Egts, Lew Goodwin,

Chris Charais, Phil Talarico, Marc Cotter,

Joe Kimes, Darrion White, Brent Egts,

Lee Rodenbeck, Clancy Shank, Kyle Lindsay,

Fred Moore, Matt Millhouse, Adrien Spencer,

Ryan Palmer

Student Managers: Sarah Goodwin,

Anna Bauer, Beth Kennerk, Erynne Dooley,

Regan Raugh, Haile Cotter,

Kierstin Volmerding, Kelly Jackson

Priests: Bishop John D'Arcy,

Fr. Ben Muhlenkamp, Fr. Larry Kramer

Offensive Formation: Multiple

Defensive Formation: Multiple

Colors: Red and Black

Conference: Summit Athletic

Enrollment: 597

Last Year's W-L Record: 13-1

Season Results (10-4)

8/17 at Fort Wayne Snider L 7-10

8/24 at Fort Wayne Northrop W 21-17

8/31 Fort Wayne South Side W 31-6

9/7 at Toledo Whitmer (OH) L 3-20

9/14 Fort Wayne Wayne L **27-7

9/21 at Fort Wayne Concordia W 27-0

9/28 Fort Wayne North Side W 22-20

10/5 at Columbus Hartley (OH) L 7-40

10/12 Fort Wayne Bishop Dwenger W 58-21

Sectional

10/19 at Woodlan W 23-8

10/26 Eastside W 42-7

11/2 Churubusco W 21-0

Regional

11/9 at Tipton W 22-12

Semi-State

11/16 at Andean W 35-21

** (Forfeit)

Fort Wayne Bishop Luers Depth Chart

Offense

Pos.	No.	Name
WR	7	Michael Rogers
WR	26	Brandon Dock
WR	13	Matt Williamson
WR	12	Kaliq Jackson
RB	9	Jaylon Smith
RB	1	Tyvel Jemison
FB	23	Nick Morken
FB	15	Jyquel Jemison
TE	86	Braden Thiele
TE	25	Brandon Volmerding
QB	14	Quinn Cook
QB	4	Noah Wezensky
LT	69	Tom Carrier
LT	53	Drew Baehl
LG	71	Tyler Green
LG	66	Jacob Burns
C	64	Will Nolan
C	51	Ryan Bliss
RG	70	Jonathan Knapke
RG	61	John Savieo
RT	52	Jack Sturm
RT	76	Chad Wyss

Specialists

Pos.	No.	Name
Punter	8	Travis Eckert
Placekicker	17	Sean Katen
Kickoffs	17	Sean Katen
Long Snapper	25	Brandon Volmerding
Holder	18	Kyle Bliss
Punt Returns	7	Mike Rogers
	1	Tyvel Jemison
Kickoff Returns	7	Mike Rogers
	1	Tyvel Jemison

Defense

Pos.	No.	Name
FS	13	Matt Williamson
FS	83	Josh Barkley-Jones
SS	1	Tyvel Jemison
SS	81	Luke Dippold
CB	21	Andrew Spencer
CB	6	Chance Young
CB	2	Kendrick Mullen
CB	22	Diontez Williams
LB	9	Jaylon Smith
LB	23	Nick Morken
LB	40	Aaron LaMaster
LB	24	C.J. McArter
LB	5	Jermar-Quay Brooks
LB	45	Tristan Coker
LB	34	Nicholas Deiser
LB	15	Jyquel Jemison
DT	79	Marc Cotter
DT	70	Jonathan Knapke
DT	36	Everett Green
DT	71	Tyler Green
DT	58	Dan Beckman
DT	53	Drew Baehl

Fort Wayne Bishop Luers Head Coach Steve Keefer

Name: Steve Keefer

Age: 66

Spouse's Name: Mary Keefer

Years Married: 41

Children's Names and Ages: Jennifer Neale 38, Nicholas Keefer 29

Current Occupation and Employer: Retired Teacher

No. of Yrs.: 40

If a teacher, what subjects and grades do you teach: Social Studies, Physical Education

Education

College: Indiana University-Purdue University Fort Wayne

Year Graduated: 1972

Degree(s) / Major: BS Political Science, Sociology. Minor Physical Education. MS Education

High School: Central Catholic – Fort Wayne

Year Graduated: 1964

Athletic Participation

Sport	High School Years (ie: 1972, 73)	College Years (ie: 1976, 77)
Football	1961-1963	None

As A High School Or College Player, Have You Ever Competed In A State Or National Championship Event In Any Sport? If Yes, Please Give Details: No

Coaching Experience (Football Only)

Number of Years as Varsity Head Coach at Current School (ie: 5 years): 9

Actual Years as Varsity Head Coach at Current School (ie: 1996-2000): 1979-1986, 2012

Won-Loss Record as Varsity Head Coach at Current School: 73-28

Overall Varsity Head Coaching Record: 88-71

Please list below where you've coached during your career starting with your current position:

School	Head / Asst.	No. of Years	Actual Years
Bishop Luers High School	Head	9	1979-1986, 2012
Bellmont High School	Head	6	1987-1992
Bellmont High School	Asst.(Freshman)	6	1993-1998
Bishop Luers High School	Asst.(Freshman)	14	1999-2012

Tournament Championships (As the Varsity Head Coach, list years your team won):

Sectional: 1983, 1984, 1985, 1986

Regional: 1983, 1985, 1986

Semi-State: 1983, 1985

State Championship: 1983 Runner up, 1985 Championship

Something Interesting About You Personally Or Professionally That People Might Not Know:

Favorite Activities – Playing with my 4 grandchildren, Hunting, Gardening, Coaching Freshman Football



Indianapolis Cardinal Ritter Raiders

Class 2A



Lt.	Dk.	Name	Gr.	Ht.	Wt.	Position(s)
2	2	Jake Purichia	11	6-0	195	QB/DB
3	3	Jeffery Cmeheil	10	5-7	135	RB/DB
4	4	Robby Hagan	12	6-0	185	TE/DE
6	6	Alex Parrett	12	5-11	175	WR/DB
7	7	Jake Hagan	11	6-0	185	WR/DB
8	8	Jalen Chandler	12	5-11	165	WR/DB
9	9	Andrew Slevin	10	5-9	140	QB/DB
10	10	Zach Reichle	12	5-10	170	WR/DB
11	11	Josh Majors	9	5-9	135	TE/LB
12	12	Logan Joiner	11	6-2	170	WR/DB
13	13	Alex Downard	9	5-10	140	QB/DB
14	14	Kyree Hollis	11	5-9	150	WR/DB
15	15	Trey Ferrill	9	6-3	180	TE/DE
17	17	Kaelin Nichols	11	5-9	175	WR/DB
18	18	Rodney Fitts	9	5-8	165	RB/LB
20	20	Logan Beaman	11	5-10	185	RB/LB
21	21	Alex Strahle	12	5-7	150	RB/DB
22	22	Bryan Schmidt	12	5-11	225	RB/LB
23	23	Steven Campbell	12	5-9	205	RB/LB
24	24	Griffen Miller	9	5-9	165	RB/LB
25	25	Allen Dinger	11	5-7	160	RB/LB
26	26	Nathan Birk	12	6-0	185	WR/DB
27	27	Christian Vela	10	5-8	165	OL/DL
28	28	Andre Guy	10	5-8	175	RB/LB
29	29	Brayden Daehler	10	5-6	130	WR/DB
30	30	Nick Wilson	9	5-7	140	WR/DB
32	32	Dustyn Ogle	9	5-8	145	RB/LB
34	34	Grant Schrack	10	5-5	145	RB/LB
36	36	Scott Sholar	12	5-11	195	RB/LB
37	37	Patrick Kaiser	9	5-8	140	RB/LB
38	38	Tory James	9	5-8	165	RB/LB
42	42	Taylor Briggs	12	5-11	140	WR/DB
43	43	Armond Jones	12	6-2	250	RB/DL
44	44	Anthony Sims	12	5-11	195	RB/LB

Lt.	Dk.	Name	Gr.	Ht.	Wt.	Position(s)
49	49	Riley Deckard	12	5-10	185	RB/LB
50	50	Andrew Smith	10	5-11	155	OL/DL
51	51	James Johnson	9	5-10	185	OL/DL
52	52	Rsom Abraha	11	6-1	205	OL/DL
53	53	Dylan Griffith	12	5-11	250	OL/DL
55	55	Dylan Faulkenberg	11	6-0	225	OL/DL
56	56	Wesley Ricketts	9	5-11	230	OL/LB
57	57	Jack Steinacker	11	6-0	200	C/DL
58	58	Tahji Guy	12	5-11	170	TE/LB
59	59	Collin Sweeney	10	6-2	170	OL/DL
60	60	Joseph Sweeney	12	6-6	245	OL/DL
61	61	Daniel Fesenmeier	11	6-1	200	OL/DL
62	62	Derek Daehler	9	5-5	120	OL/DL
63	63	Frank Roselli	10	5-2	155	OL/DL
64	64	Cullen Fenoughty	12	5-8	195	C/DL
65	65	Keylahn Hodo	12	6-1	305	OL/DL
66	66	Nathan Meyer	11	5-7	195	OL/DL
67	67	Josh Bruce	12	6-1	260	OL/DL
68	68	Luke Armbruster	9	5-7	190	OL/DL
69	69	Brendan McCoy	9	5-6	205	OL/DL
70	70	Ian Johnson	10	5-10	270	OL/DL
71	71	Noah Albrecht	9	5-10	135	OL/DL
72	72	Quentin Yockey	9	5-9	245	OL/DL
76	76	Andrew Guy	10	5-8	175	OL/DL
77	77	Jeffrey Davis	12	6-7	305	OL/DL
79	79	Brian Dade	9	5-11	235	OL/DL
80	80	Derek Hamilton	12	5-11	205	OL/DL
82	82	Nick Leverenz	9	5-11	170	OL/LB
85	85	Reggie Gayden	11	6-0	245	TE/DE
87	87	Joseph Everett	9	6-0	140	WR/DB
88	88	Josh Diagostino	11	6-0	170	OL/DL
89	89	Leo Metallic	11	6-1	185	TE/LB
93	93	Carter Grzegorzewski	9	5-5	150	K
95	95	Riley Ellington	12	5-10	160	K

Indianapolis Cardinal Ritter Raiders

Class 2A



Team Statistics

	Indpls. Cardinal Ritter	Opponents
Total Points / Points Per Game	712 / 50.9	242 / 17.2
First Downs / Per Game	196 / 14	148 / 10
Rushing Yards / Per Game	2,978 / 212	1,770 / 126
Passing Yards / Per Game	2,762 / 197	2,620 / 187
Total Yards / Per Game	5,740 / 410	4,390 / 313
Fumbles Recovered By	7	6
Intercepted By	23	6
Total Punts / Average	20 / 25.8	38 / 33.3
Penalties / Yards	62 / 395	58 / 405

Individual Statistics

Scoring		G	TD	1-Pl.	2-Pl.	FG	TP	PPG
6	Alex Parrett	14	27	--	--	--	162	11.6
20	Logan Beaman	14	23	--	--	--	138	9.8
2	Jake Purichia	14	13	--	--	--	78	5.6
95	Riley Ellington	12	78	78	--	--	78	5.6
7	Jake Hagan	14	9	--	--	--	54	3.9

Rushing		G	Att.	Yds.	TD	YPG	YPC	Long
20	Logan Beaman	14	209	1,333	20	95.2	6.4	63
2	Jake Purichia	14	85	456	13	32.6	5.3	35
23	Steve Campbell	14	56	411	7	29.3	7.3	47
28	Andre Guy	14	31	297	4	21.2	9.5	79
21	Alex Strahle	14	23	119	1	8.5	5.2	22

Passing		G	Comp.	Att.	Int.	TD	Yds.	YPG
2	Jake Purichia	14	159	215	5	42	2,717	194

Receiving		G	Rec.	Yds.	TD	YPG	YPC	Long
6	Alex Parrett	14	69	1,346	26	96.1	19.5	69
7	Jake Hagan	14	40	714	8	51	17.9	50
4	Robby Hagan	14	10	190	3	13.5	19.0	43
8	Jalen Chandler	14	11	180	3	12.8	16.4	43
20	Logan Beaman	14	19	165	1	11.7	8.7	20

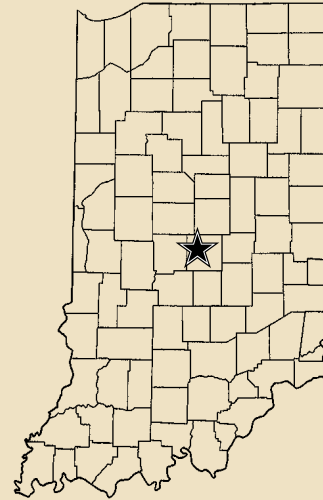
Defense		G	Tackles	For Loss	Sacks	INT	FC	FR
36	Scott Sholar	14	79	5	5	3	1	1
49	Riley Deckard	14	68	4	--	2	2	1
43	Armond Jones	14	66	10	16	--	3	1
22	Bryan Schmidt	14	63	6	--	--	2	1
7	Jake Hagan	14	45	--	--	3	--	1
26	Nathan Birk	14	40	3	--	--	--	1

State Finals History

State Champion: **(3)** 1977 (A), 2003 (A), 2008 (A)
 Runner-Up: **(5)** 1987 (2A), 1991 (A), 1992 (A), 2004 (A), 2006 (A)
 Appearances: **(9)** 1977 (A), 1987 (2A), 1991 (A), 1992 (A), 2003 (A), 2004 (A), 2006 (A), 2008 (A), 2012 (2A)



Ty Hunt
Head Coach



Team Facts

City/Town: Indianapolis
 County: Marion
 Superintendent/President: Greg Perkins
 Principal: Jo Hoy
 Athletic Director: Jim Martin
 Asst. Athletic Director: John Roach
 Head Coach: Ty Hunt
 Assistant Coaches: Vince Purichia, Paul Douglass, Steve Steinacker, Spencer King, Tyrone Chandler, Jason Sims, Randy DeGloyer, Mike Norris, Joe Pfennig
 Film/Statistics: John Melton, Jimmy Smith, Tom Downard, Jason Coleman, Scott Leverenz, Mike Lampert
 Student Managers: Shayna Grady, Lauren Osborn
 Priests: Fr. Bob Roberson, Fr. Dustin Boehm
 Offensive Formation: Multi-Pro
 Defensive Formation: Base 4-4
 Colors: Red and Black
 Conference: Indiana Crossroads
 Enrollment: 530
 Last Year's W-L Record: 8-3

Season Results (14-0)

8/17 vs. Heritage Christian W 42-41
 8/24 at Indpls. Lutheran W 56-20
 8/31 at Lapel W 63-0
 9/8 at Speedway W 62-38
 9/14 Indpls. Bishop Chatard W 56-33
 9/22 Triton Central W 35-14
 9/28 at Beech Grove W 56-14
 10/5 Indpls. Seccina Memorial W 36-18
 10/12 Park Tudor W 55-0

Sectional

10/19 South Vermillion W 62-14
 10/26 Speedway W 49-21
 11/2 at Indpls. Broad Ripple W 48-8

Regional

11/9 Shenandoah W 49-7

Semi-State

11/16 at Evansville Mater Dei W 49-14

Indianapolis Cardinal Ritter Depth Chart

Offense

Pos.	No.	Name
QB	2	Jake Purichia
QB	7	Jake Hagan
RB	20	Logan Beaman
RB	23	Steve Campbell
FB	22	Bryan Schmidt
FB	36	Scott Sholar
WR	6	Alex Parrett
WR	8	Jalen Chandler
WR	7	Jake Hagan
WR	42	Taylor Briggs
TE	4	Robby Hagan
TE	85	Reggie Gayden
OT	77	Jeffrey Davis
OT	55	Dylan Faulkenberg
OT	60	Joe Sweeney
OT	58	Tahji Guy
OG	65	Keylahn Hodo
OG	55	Dylan Faulkenberg
OG	53	Dylan Griffith
OG	64	Cullen Fenoughty
C	61	Daniel Fesenmeier
C	57	Jack Steinacker

Specialists

Pos.	No.	Name
Punter	7	Jake Hagan
	11	Josh Majors
Placekicker	95	Riley Ellington
	93	Carter Grzegorzewski
Kickoffs	95	Riley Ellington
	21	Alex Strahle
Long Snapper	57	Jack Steinacker
	55	Dylan Faulkenberg
Holder	2	Jake Purichia
	3	Jeffrey Cmehil
Punt Returns	7	Jake Hagan
	8	Jalen Chandler
Kickoff Returns	20	Logan Beaman
	6	Alex Parrett

Defense

Pos.	No.	Name
DB	8	Jalen Chandler
DB	14	Kyree Hollis
DB	7	Jake Hagan
DB	6	Alex Parrett
DB	42	Taylor Briggs
DB	21	Alex Strahle
LB	26	Nathan Birk
LB	20	Logan Beaman
LB	22	Bryan Schmidt
LB	25	Allen Dininger
LB	49	Riley Deckard
LB	20	Logan Beaman
LB	36	Scott Sholar
LB	23	Steve Campbell
DE	4	Robby Hagan
DE	80	Derek Hamilton
DE	55	Dylan Faulkenberg
DE	85	Reggie Gayden
DT	67	Josh Bruce
DT	65	Keylahn Hodo
DT	43	Armond Jones
DT	60	Joe Sweeney

Indianapolis Cardinal Ritter Head Coach Ty Hunt

Name: Ty Hunt

Age: 41

Spouse's Name: Elizabeth

Years Married: 15

Children's Names and Ages: Trey `12, Emma `8. Tatum `4

Current Occupation and Employer: Dean of Students Cardinal Ritter High School

No. of Yrs.: 7yrs as Head Coach 18 total with the school

If a teacher, what subjects and grades do you teach:

Education

College: Indiana University

Year Graduated: 1995 May

Degree(s) / Major: Bachelor Science Kinesiology P.E. Grades K -12

High School: Monrovia

Year Graduated: 1990 May

Athletic Participation

Sport	High School Years (ie: 1972, 73)	College Years (ie: 1976, 77)
Football		N/A
Baseball		N/A
Track		N/A

As A High School Or College Player, Have You Ever Competed In A State Or National Championship Event In Any Sport? If Yes, Please Give Details: N/A

Coaching Experience (Football Only)

Number of Years as Varsity Head Coach at Current School (ie: 5 years): 7

Actual Years as Varsity Head Coach at Current School (ie: 1996-2000): 2006 -2012

Won-Loss Record as Varsity Head Coach at Current School: 80 -13

Overall Varsity Head Coaching Record: 80 -13

Please list below where you've coached during your career starting with your current position:

School	Head / Asst.	No. of Years	Actual Years
Cardinal Ritter	Head	7	2005 -2012
	Asst.	11	1995 – 2005

Tournament Championships (As the Varsity Head Coach, list years your team won):

Sectional: 2006, 2007, 2008, 2009. 2012

Regional: 2006, 2007, 2008, 2012

Semi-State: 2006, 2008, 2012

State Championship: 2006 Runner-up, 2008 State Champion Class 1A

Something Interesting About You Personally Or Professionally That People Might Not Know:

I have some artistic ability (some may say that they are more stick figures than anything, joking) and have even been known to challenge students in timed drawing competitions in school. A few good jokes can go a long way in conversation as well (just ask my wife, she claims that I am never really as funny as I think I am).



Hamilton Heights Huskies

Class 3A



Lt.	Dk.	Name	Gr.	Ht.	Wt.	Position(s)
2	2	Ethan Engelhardt	12	6-0	165	WR/DB
3	3	Kellan Hughes	11	6-2	170	WR/DB
4	4	Hunter Harts	12	6-2	170	WR/DB
5	5	Grant Weatherford	10	6-2	175	WR/DB
7	7	Monte Reed	11	6-4	180	QB/LB
8	8	Ethan Alvarado	9	6-1	165	WR/DB
9	9	Nick Bennett	9	5-8	160	WR/LB
10	10	Landon Cunningham	12	5-9	180	TE/LB
11	11	A.J. Wills	12	5-8	150	WR/DB
12	12	Logan Paull	12	6-2	200	TE/LB
13	13	Nick Peterson	9	5-10	135	WR/DB
14	14	Justin Feltz	10	5-8	150	WR/DB
15	15	Corey Beck	12	5-11	165	QB/DB
18	18	Ethan Jones	9	5-8	145	QB/DB
20	20	Cameron Carl	9	5-8	145	WR/DL
21	21	Jeff Carr	12	5-5	145	WR/DB
22	22	Nathan Roth	9	5-5	140	RB/DB
23	23	Morgan Cunningham	11	5-11	145	WR/DB
24	24	Jesse Kerfoot	10	5-10	160	RB/LB
27	27	Jordan Frank	9	5-6	140	WR/DB
30	30	Jeff Martin	9	5-5	155	WR/LB
31	31	Conner Faulkner	11	6-1	200	RB/LB
32	32	Braden Spencer	9	5-6	150	WR/LB
33	33	Logan Copas	12	5-8	170	RB/DL
34	34	Tyler Trietsch	12	6-0	175	RB/LB
36	36	Shawn Kinnaman	9	5-11	210	RB/DL
40	40	Tyler Anderson	9	5-11	195	TE/DL
41	41	Troy Chris	11	5-11	165	TE/DL
42	42	Charles Rieman	9	5-10	165	TE/LB
43	43	Chase Fisher	9	5-6	130	WR/DB
44	44	Joel Boser	10	6-3	215	TE/DL
48	48	Jesse Reed	9	6-3	160	TE/DL

Lt.	Dk.	Name	Gr.	Ht.	Wt.	Position(s)
51	51	Braden Warner	11	6-1	215	OL/DL
52	52	Michael Devor	9	5-6	185	OL/LB
54	54	Jay McKinney	11	6-0	220	OL/LB
55	55	Cole Leininger	11	5-8	240	OL/DL
57	57	Cody Branham	9	5-8	150	OL/DL
58	58	Collin Blackford	12	6-2	205	OL/DL
59	59	Levi Haymaker	11	5-8	240	OL/DL
60	60	Scott Hamman	10	5-9	200	OL/DL
62	62	Jaleel Pugh	9	5-5	165	OL/DL
63	63	Clay Smith	9	5-8	190	OL/DL
64	64	Austin Meinhardt	12	5-11	250	OL/DL
65	65	Harley Haynes	10	6-0	175	OL/DL
66	66	Kyle Hughes	9	5-9	255	OL/DL
67	67	Tyler Travis	10	5-9	150	OL/DL
68	68	Corbin Cook	9	5-4	195	OL/DL
70	70	Daniel Baker	10	6-1	325	OL/DL
71	71	Drew Hunter	12	5-11	225	OL/LB
72	72	David Clemons	11	6-0	225	OL/DL
73	73	Jake Pickett	12	6-2	255	OL/DL
74	74	Austin Bentley	9	5-5	215	OL/DL
75	75	Max Moore	10	6-1	320	OL/DL
76	76	Logan Blackford	10	6-2	220	OL/DL
77	77	Talon Fawbush	9	6-1	200	OL/DL
79	79	Andre Porter	11	5-11	275	OL/DL
80	80	Isaac Ray	10	5-8	130	WR/LB
81	81	Evan Ward	10	5-11	160	WR/DB
82	82	Jared Osswald	11	5-9	130	WR/DB
83	83	Braydon Knott	10	5-10	135	WR/DB
84	84	Aaron Knott	12	6-2	180	WR/DB
85	85	Ben Bures	10	5-11	175	TE/LB
88	88	Spencer Dull	12	6-0	175	WR/DB

Hamilton Heights Huskies

Class 3A



Team Statistics

	Hamilton Heights	Opponents
Total Points / Points Per Game	605 / 43.2	133 / 9.5
First Downs / Per Game	165 / 11.8	168 / 12.0
Rushing Yards / Per Game	2,758 / 197.0	2,205 / 157.5
Passing Yards / Per Game	2,353 / 168.1	1,304 / 93.1
Total Yards / Per Game	5,111 / 365.1	3,509 / 250.6
Fumbles Recovered By	24	11
Intercepted By	19	13
Total Punts / Average	34 / 38.2	77 / 35.2
Penalties / Yards	76 / 710	60 / 473

Individual Statistics

Scoring	G	TD	1-Pl.	2-Pl.	FG	TP	PPG
31 Conner Faulkner	14	24	0	0	0	144	10.3
34 Tyler Trietsch	13	18	0	0	0	108	8.3
2 Ethan Engelhardt	14	5	61	0	4	103	7.4
5 Grant Weatherford	14	17	0	0	0	102	7.3
24 Jesse Kerfoot	12	7	0	0	0	42	3.5

Rushing	G	Att.	Yds.	TD	YPG	YPC	Long
31 Conner Faulkner	14	167	1187	24	84.8	7.1	69
34 Tyler Trietsch	13	115	712	18	54.8	6.2	80
24 Jesse Kerfoot	12	43	527	7	43.9	12.3	68
71 Drew Hunter	14	35	190	1	13.6	5.4	29
5 Grant Weatherford	14	10	77	0	5.5	7.7	29

Passing	G	Comp.	Att.	Int.	TD	Yds.	YPG
15 Corey Beck	14	129	207	13	25	2250	160.7
7 Monte Reed	5	4	6	0	1	94	18.8
18 Ethan Jones	1	1	1	0	0	9	9.0

Receiving	G	Rec.	Yds.	TD	YPG	YPC	Long
5 Grant Weatherford	14	40	733	10	52.4	18.3	63
10 Landon Cunningham	14	22	507	5	36.2	23.0	53
88 Spencer Dull	14	27	471	4	33.6	17.4	60
2 Ethan Engelhardt	14	26	396	5	28.3	15.2	60
21 Jeffery Carr	14	2	78	1	5.6	39.0	73

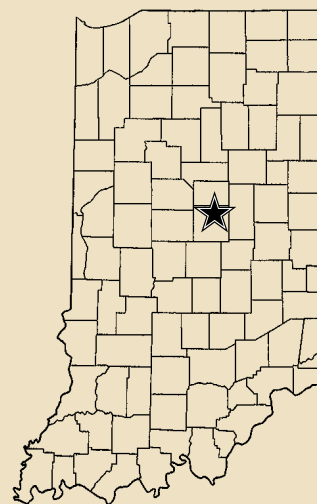
Defense	G	Tackles	For Loss	Sacks	INT	FC	FR
10 Landon Cunningham	14	87	11	0	3	4	1
12 Logan Paull	14	74	7	3.5	1	1	1
73 Jake Pickett	14	63	9	1	0	2	3
71 Drew Hunter	14	56	2	0	1	0	0
58 Collin Blackford	14	53	5	5.5	0	1	3
88 Spencer Dull	14	53	3	0	5	0	6

State Finals History

First Appearance



Mitch Street
Head Coach



Team Facts

City/Town: Arcadia
 County: Hamilton
 Superintendent: Tony Cook
 Principal: Jarrod Mason
 Athletic Director: Kurt Ogden
 Athletic Department Asst.: Leigh Ann Moffatt
 Head Coach: Mitch Street
 Assistant Coaches: Ross Eckart, Corey Kiger, Chuck Reeves, Dan Robinson, Andy Smith, Gene Starrett, Cameron Mason, Jared Mills
 Student Managers: Kevin Kellogg, Marc Mitchell, Mady Rednour, Madeleine Mitchell, Sarah Mangas, Morgan Patterson
 Offensive Formation: Multiple Spread
 Defensive Formation: 4-3
 Colors: Orange, Brown, and White
 Conference: Mid-Indiana
 Enrollment: 707
 Last Year's W-L Record: 9-3

Season Results (13-1)

8/18 vs. Tipton L 14-19
 8/24 Sheridan W 53-20
 8/31 at Maconaquah W 59-7
 9/8 Cass W 45-7
 9/14 at Eastern (Greentown) W 46-3
 9/21 at Taylor W 54-0
 9/28 Northwestern W 57-21
 10/5 at Western W 33-0
 10/12 Peru W 75-13

Sectional

10/19 at West Lafayette W 18-0
 10/26 at Twin Lakes W 38-0
 11/2 Western Boone W 52-16

Regional

11/9 Eastbrook W 19-14

Semi-State

11/16 Mishawaka Marian W 42-13

Hamilton Heights Depth Chart

Offense			⋮	Defense		
Pos.	No.	Name	⋮	Pos.	No.	Name
QB	15	Corey Beck	⋮	DL	73	Jake Pickett
QB	7	Monte Reed	⋮	DL	59	Levi Haymaker
FB	31	Conner Faulkner	⋮	DL	55	Cole Leininger
FB	34	Tyler Trietsch	⋮	DL	79	Andre Porter
TB	5	Grant Weatherford	⋮	DE	7	Monte Reed
TB	21	Jeffery Carr	⋮	DE	33	Logan Copas
TE	10	Landon Cunningham	⋮	DE	58	Collin Blackford
TE	12	Logan Paull	⋮	DE	44	Joel Boser
WR	2	Ethan Engelhardt	⋮	LB	12	Logan Paull
WR	21	Jeffery Carr	⋮	LB	31	Conner Faulkner
WR	88	Spencer Dull	⋮	LB	10	Landon Cunningham
WR	84	Aaron Knott	⋮	LB	24	Jesse Kerfoot
C	51	Braden Warner	⋮	LB	71	Drew Hunter
C	64	Austin Meinhardt	⋮	LB	54	Jay McKinney
RG	73	Jake Pickett	⋮	DB	5	Grant Weatherford
RG	79	Andre Porter	⋮	DB	21	Jeffery Carr
LG	71	Drew Hunter	⋮	DB	2	Ethan Engelhardt
LG	55	Cole Leininger	⋮	DB	23	Morgan Cunningham
RT	54	Jay McKinney	⋮	DB	88	Spencer Dull
RT	59	Levi Haymaker	⋮	DB	5	Grant Weatherford
LT	58	Collin Blackford	⋮	DB	84	Aaron Knott
LT	72	Alex Clemons	⋮	DB	4	Hunter Harts
Specialists			⋮			
Pos.	No.	Name	⋮			
Punter	84	Aaron Knott	⋮			
	82	Jared Osswald	⋮			
Placekicker	2	Ethan Engelhardt	⋮			
	55	Cole Leininger	⋮			
Kickoffs	2	Ethan Engelhardt	⋮			
	55	Cole Leininger	⋮			
Long Snapper	10	Landon Cunningham	⋮			
	81	Evan Ward	⋮			
Holder	88	Spencer Dull	⋮			
	15	Corey Beck	⋮			
Punt Returns	5	Grant Weatherford	⋮			
	88	Spencer Dull	⋮			
Kickoff Returns	5	Grant Weatherford	⋮			
	88	Spencer Dull	⋮			

Hamilton Heights Head Coach Mitch Street

Name: Mitch Street

Age: 26

Spouse's Name: Brittany

Years Married: 2

Children's Names and Ages: Leila & Landree- twin girls born last week

Current Occupation and Employer: Hamilton Heights U.S. History teacher

No. of Yrs.: 5

If a teacher, what subjects and grades do you teach: High School U.S. History and Geography

Education

College:

Year Graduated:2008

Degree(s) / Major: Social Science

High School: Lapel High School

Year Graduated: 2004

Athletic Participation

Sport	High School Years (ie: 1972, 73)	College Years (ie: 1976, 77)
-------	----------------------------------	------------------------------

Basketball	2001, 2002, 2003, 2004	
------------	------------------------	--

Football	2001, 2002, 2003, 2004	2005, 2006, 2007, 2008
----------	------------------------	------------------------

As A High School Or College Player, Have You Ever Competed In A State Or National Championship Event In Any Sport? If Yes, Please Give Details: No

Coaching Experience (Football Only)

Number of Years as Varsity Head Coach at Current School (ie: 5 years): 2 years

Actual Years as Varsity Head Coach at Current School (ie: 1996-2000): 2 years

Won-Loss Record as Varsity Head Coach at Current School: 22-4

Overall Varsity Head Coaching Record: 22-4

Please list below where you've coached during your career starting with your current position:

School	Head / Asst.	No. of Years (ie: 5)	Actual Years (ie: 1992-present)
Hamilton Heights	Asst. FB Coach	3	2008-2011
Hamilton Heights	Head FB Coach	2	2011-present

Tournament Championships (As the Varsity Head Coach, list years your team won):

Sectional: 2012

Regional: 2012

Semi-State: 2012

State Championship: Hopefully 2012

Something Interesting About You Personally Or Professionally That People Might Not Know:

My wife Brittany and I just welcomed two baby girls this week into our lives (Leila and Landree). I feel incredibly blessed to not only be a part of Hamilton Height's first team to get to the state championship, but also to be entering into fatherhood for the first time as well!



Indianapolis Bishop Chatard Trojans

Class 3A



Lt.	Dk.	Name	Gr.	Ht.	Wt.	Position(s)	Lt.	Dk.	Name	Gr.	Ht.	Wt.	Position(s)
1	1	Ben Sowinski	10	5-6	135	RB/DB	42	42	DJ Williams	10	5-7	167	FB/LB
2	2	Pete Hartley	12	5-8	170	RB/CB	43	43	Noah Schrader	10	6-0	184	FB/LB
3	3	Sam Gleaves	11	6-1	185	QB/DB	44	44	Zach Metzger	11	6-1	190	RB/LB
4	4	Nick LaFrance	10	6-2	190	QB/DB	45	45	Nick Annee	12	6-3	208	TE/DE
5	5	Rob Dury	12	6-2	218	TE/LB	46	46	Paul Rudolph	11	6-1	190	RB/LB
6	6	Jake Griffey	12	5-9	150	WR/DB	47	47	Isaiah West	10	5-8	150	RB/DB
7	7	Alan Squier	10	5-9	160	WR/OL	48	48	Matt Haley	10	5-11	170	RB/LB
8	8	Jack Busald	12	5-11	165	WR/CB	49	49	Tim Leemhuis	11	5-8	150	WR/DB
9	9	Eric Moore	12	5-9	150	RB/CB	50	50	Zack Schellinger	12	6-3	240	OL/DL
10	10	Sam Lauck	11	5-11	170	WR/DB	51	51	John Miller	10	5-11	175	RB/LB
11	11	Sam Neighbours	12	5-9	150	QB/FS	52	52	Adam Solomon	10	6-5	250	OL/DL
12	12	Brian Ball	10	5-10	155	QB/DB	53	53	John Agostino	12	5-9	180	OL/DL
13	13	Danny Weaver	12	6-1	190	TE/LB	55	55	Jaylon Owens	11	6-1	208	OL/DL
14	14	Bobby O'Brien	12	5-11	185	WR/SS	57	57	Michael Annee	11	6-1	210	OL/DL
15	15	Reed Jennings	11	5-7	155	WR/DB	58	58	Will Collier	10	6-2	205	OL/DL
16	16	Max Fillenwarth	10	6-0	190	TE/LB	59	59	Sam Skipper	11	5-10	240	OL/DL
17	17	Brian Hannon	10	5-10	150	RB/LB	60	60	Chris Bill	10	5-11	160	C/DL
18	18	Blake Ayres	11	5-11	170	QB/DB	61	61	Colin Traub	11	6-1	190	OL/DL
19	19	Max Taylor	11	5-8	150	WR/CB	62	62	David Schroeder	9	6-2	230	OL/DL
20	20	Sean Parsons	12	5-10	175	RB/SS	63	63	CJ Johantges	11	6-2	215	OL/DL
21	21	Cole Jaeger	10	5-8	165	RB/DB	65	65	Danny Godlevske	9	6-2	228	OL/DL
22	22	Stan Jackson	11	5-10	165	RB/CB	66	66	Jared Penry	9	6-4	202	OL/DL
23	23	Alex Kimack	11	6-2	205	RB/LB	67	67	Joe Godlevske	11	6-0	245	OL/DL
24	24	Jeremy Jacob	11	5-9	145	WR/DB	70	70	Sean Myers	11	5-10	225	OL/DL
25	25	Alex Taylor	12	5-9	180	WR/CB	71	71	Luke Hedlund	11	6-2	225	OL/DL
26	26	Michael Weimer	12	5-9	186	FB/LB	72	72	Will Thornburg	11	6-3	230	OL/DL
27	27	Luke Williams	12	6-2	205	TE/LB	73	73	Thomas Ritman	11	6-4	210	OL/DL
28	28	Sam Cooke	11	5-11	175	RB/LB	74	74	Joe Doyle	12	6-5	265	OL/DL
29	29	Joe Fagan	12	6-4	201	WR/FS	77	77	Michael McHugh	11	6-1	225	OL/DL
30	30	Stephen Schueth	11	6-0	155	WR/DB	78	78	James Warren	10	6-2	305	OL/DL
31	31	Casey O'Brien	11	5-8	165	RB/LB	79	79	Matt McCann	10	6-6	277	OL/DL
32	32	Charlie Sexauer	9	6-2	200	TE/DL	80	80	Eric Smith	10	5-9	150	WR/DB
33	33	Mike Schapker	11	6-1	180	WR/LB	81	81	Brooks Hepp	10	6-0	165	WR/DB
34	34	Drew Weimer	10	5-11	165	RB/LB	82	82	Chase Sadler	11	6-2	170	WR/DB
35	35	Anthony LaRose	10	6-1	202	FB/LB	83	83	Matt Bates	10	5-7	140	WR/DB
36	36	Marlin Bunnell	10	5-8	165	RB/DB	84	84	Spencer Antos	10	5-9	150	WR/LB
37	37	Sean Casey	10	5-11	172	RB/LB	85	85	Jake Ney	11	6-4	198	TE/LB
38	38	Peter Treesh	9	5-11	180	WR/DB	86	86	Antonio Moore	11	5-7	150	RB/DB
39	39	Sam Jost	11	5-11	175	RB/DB	87	87	Jordan Kontor	12	6-3	205	TE/DL
40	40	Justin Bennett	11	6-0	205	RB/LB	88	88	Jack Gleaves	9	6-3	200	TE/LB
41	41	Ryan Fitzgerald	10	5-11	170	WR/DB	90	90	Henry Hill	11	6-3	215	TE/LB

Indianapolis Bishop Chatard Trojans

Class 3A



Team Statistics

	Bishop Chatard	Opponents
Total Points / Points Per Game	522 / 37.3	176 / 12.6
First Downs / Per Game	2,291 / 16.4	142 / 10.1
Rushing Yards / Per Game	3,606 / 257.6	1,316 / 94
Passing Yards / Per Game	1,090 / 77.9	1,264 / 90.3
Total Yards / Per Game	4,696 / 335.4	2,580 / 184.3
Fumbles Recovered By	7	15
Intercepted By	19	1
Total Punts / Average	37 / 34	77 / 29.5
Penalties / Yards	91 / 847	79 / 707

Individual Statistics

Scoring	G	TD	1-Pt.	2-Pt.	FG	TP	PPG
2 Pete Hartley	14	28	--	--	--	174	12.4
23 Alex Kimack	14	11	--	--	--	66	4.7
82 Chase Sadler	14	--	55	--	2	61	4.4
29 Joe Fagan	14	7	--	--	--	42	3.0
90 Henry Hill	14	5	--	--	--	30	2.1

Rushing	G	Att.	Yds.	TD	YPG	YPC	Long
2 Pete Hartley	14	323	2039	27	145.6	6.3	67
23 Alex Kimack	14	111	754	11	53.9	6.8	47
9 Eric Moore	14	59	286	2	20.4	4.9	19
20 Sean Parsons	14	28	205	1	14.6	7.3	63
39 Sam Jost	14	19	91	0	6.5	4.8	21

Passing	G	Comp.	Att.	Int.	TD	Yds.	YPG
11 Sam Neighbours	14	79	136	1	16	1074	76.7
3 Sam Gleaves	14	1	4	0	0	16	1.0

Receiving	G	Rec.	Yds.	TD	YPG	YPC	Long
29 Joe Fagan	14	30	538	5	38.4	17.9	44
90 Henry Hill	14	17	173	5	12.6	10.2	30
8 Jack Busald	14	15	160	1	11.4	10.7	25
35 Anthony LaRose	14	3	57	2	4.0	19.0	38
20 Sean Parsons	14	3	53	1	3.8	17.7	29

Defense	G	Tackles	For Loss	Sacks	INT	FC	FR
40 Justin Bennett	14	118	4	3	3	1	2
26 Michael Weimer	14	66	17	7	0	0	2
5 Rob Dury	13	89	12	1	1	0	0
72 Will Thornburg	14	55	4	9	0	3	1
29 Joe Fagan	14	45	5	1	6	0	0
57 Michael Annee	14	57	5	3	0	1	0

State Finals History

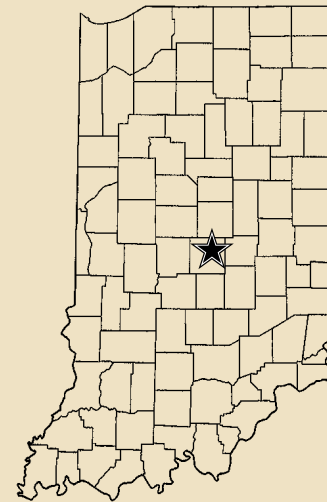
State Champion: **(11)** 1983 (2A), 1984 (2A), 1997 (3A), 1998 (3A), 2001 (3A), 2002 (3A), 2003 (3A), 2006 (3A), 2007 (3A), 2010 (3A), 2011 (3A)

Runner-Up: **(1)** 2005 (3A)

Appearances: **(13)** 1983 (2A), 1984 (2A), 1997 (3A), 1998 (3A), 2001 (3A), 2002 (3A), 2003 (3A), 2005 (3A), 2006 (3A), 2007 (3A), 2010 (3A), 2011 (3A), 2012 (3A)



Vince Lorenzano
Head Coach



Team Facts

City/Town: Indianapolis

County: Marion

President: Bill Sahn

Principal: Dr. John Atha

Athletic Director: Mike Ford

Asst. Athletic Director: Mike Harmon

Head Coach: Vince Lorenzano

Assistant Coaches: Clifford Brooks, Jr.,

Rob Doyle, Matt Jennings, Kevin King,

Travis Lucas, John Norris, Jimmy Pappas,

Nick Svarczkopf, Kevin Shine, Nate Vannice,

David Whittemore, Todd Finnell

Student Managers: Mike Bradley,

Ryan Harper, Brendan Smith, Evan Behringer

Offensive Formation: Pro I

Defensive Formation: 4-4

Colors: Royal Blue and White

Conference: Independent

Enrollment: 730

Last Year's W-L Record: 13-2

Season Results (12-2)

8/17 at Brebeuf Jesuit W 27-0

8/25 Indianapolis Broad Ripple W 62-0

8/31 at Roncalli (2 OT) W 28-25

9/8 Indianapolis Cathedral W 21-7

9/14 at Indpls. Cardinal Ritter L 33-56

9/22 Cincinnati Elder (OH) L 7-24

9/29 at Ft. Wayne Bishop Dwenger W 42-7

10/5 Guerin Catholic W 34-7

10/12 at Indpls. Arsenal Technical W 34-7

Sectional

10/19 at Danville W 48-20

10/26 Brebeuf Jesuit W 28-0

11/2 Greencastle W 50-7

Regional

11/9 Greensburg W 49-9

Semi-State

11/17 at Gibson Southern W 59-7

Indianapolis Bishop Chatard Depth Chart

Offense

Pos.	No.	Name
TE	90	Henry Hill
	5	Rob Dury
LT	79	Matt McCann
	73	Thomas Ritman
LG	77	Michael McHugh
	57	Michael Annee
C	50	Zack Schellinger
	59	Sam Skipper
RG	67	Joe Godlevske
	53	John Agostino
RT	74	Joe Doyle
	78	James Warren
Z	8	Jack Busald
	10	Sam Lauck
QB	11	Sam Neighbours
	3	Sam Gleaves
FB	26	Michael Weimer
	46	Paul Rudolph
TB	2	Pete Hartley
	20	Sean Parsons
WR	29	Joe Fagan
	25	Alex Taylor

Specialists

Pos.	No.	Name
Punter	20	Sean Parsons
	23	Alex Kimack
Placekicker	17	Brian Hannon
	82	Chase Sadler
Kickoffs	82	Chase Sadler
	17	Brian Hannon
Long Snapper	57	Michael Annee
Holder	11	Sam Neighbours
	1	Ben Sowinski
Punt Returns	20	Sean Parsons
	29	Joe Fagan
Kickoff Returns	22	Stan Jackson
	29	Joe Fagan

Defense

Pos.	No.	Name
DE	90	Henry Hill
	67	Joe Godlevske
G	72	Will Thornburg
	50	Zack Schellinger
G	57	Michael Annee
	53	John Agostino
DE	87	Jordan Kontor
	23	Alex Kimack
OLB	26	Michael Weimer
	85	Jake Ney
ILB	40	Justin Bennett
	46	Paul Rudolph
ILB	5	Rob Dury
	35	Anthony LaRose
SS	29	Joe Fagan
	14	Bobby O'Brien
CB	22	Stan Jackson
	8	Jack Busald
CB	25	Alex Taylor
	2	Pete Hartley
FS	20	Sean Parsons
	39	Sam Jost

Indianapolis Bishop Chatard Head Coach Vince Lorenzano

Name: Vince Lorenzano

Age: 53

Spouse's Name: Jan

Years Married: 25

Children's Names and Ages: Dominic (22) & Natalie (20)

Current Occupation and Employer: Director of Discipline & Wellness & Head Coach at BCHS

No. of Yrs.: 12 years at BCHS & 29 years overall in teaching

If a teacher, what subjects and grades do you teach: Formerly taught Business [computer, entrepreneurship, economics]

Education

College: Hanover College

Year Graduated: 1981

Degree(s) / Major: B.A., Education(Hanover); Masters, Education and PLP Administration(Indiana Wesleyan)

High School: Cathedral

Year Graduated: 1977

Athletic Participation

Sport	High School Years (ie: 1972, 73)	College Years (ie: 1976, 77)
-------	----------------------------------	------------------------------

Football	1974, 75, 76	1977, 78, 79, 80
----------	--------------	------------------

As A High School Or College Player, Have You Ever Competed In A State Or National Championship Event In Any Sport? If Yes, Please Give Details:

Yes, 1976 Football State Championship. We finished runner-up.

Coaching Experience (Football Only)

Number of Years as Varsity Head Coach at Current School (ie: 5 years): 10 years

Actual Years as Varsity Head Coach at Current School (ie: 1996-2000): 2003-present

Won-Loss Record as Varsity Head Coach at Current School: 122-23

Overall Varsity Head Coaching Record: 182-92

Please list below where you've coached during your career starting with your current position:

School	Head / Asst.	No. of Years	Actual Years
Bishop Chatard	Head Coach	10	2003-present
Bishop Chatard	Assistant Coach	2	2001-02
Mississinewa	Head Coach	7	1994-2000
Cardinal Ritter	Head Coach	5	1989-1994
Cathedral	Assistant Coach	4	1984-1989
Scecina Memorial	Assistant Coach	1	1983-1984

Tournament Championships (As the Varsity Head Coach, list years your team won):

Sectional: 2003, 2004, 2005, 2006, 2007, 2008, 2009, 2010, 2011, 2012

Regional: 2003, 2004, 2005, 2006, 2007, 2008, 2009, 2010, 2011, 2012

Semi-State: 2003, 2005, 2006, 2007, 2010, 2011, 2012

State Championship: 2003, 2006, 2007, 2010, 2011

Something Interesting About You Personally Or Professionally That People Might Not Know:

- Played in the 1976 IHSAA 3A Football State Championship on Cathedral's Runner-Up squad
- Was an assistant coach on Cathedral's 1986 3A Football State Championship squad
- Was head coach for Cardinal Ritter's 1991 & 1992 1A Football State Runners-up squads
- Was an assistant head coach for Bishop Chatard's 2001 & 2002 3A Football State Championship squads



Mishawaka Cavemen

Class 4A



Lt.	Dk.	Name	Gr.	Ht.	Wt.	Position(s)
2	2	Jared Campbell	12	5-8	140	SS
3	3	Kylan McCullough	11	5-9	165	FB
4	4	Peyton Marshall	9	5-7	155	FB/LB
5	5	Tim Clark	11	5-11	150	SS
6	6	David Carlos	11	5-6	140	DB
8	8	Angelo Multari	11	5-4	160	HB
9	9	Marcus Newton	11	5-8	165	SE
10	10	Braedon Lewis	12	6-0	180	LB
11	11	Sam Schrader	12	5-10	185	QB
12	12	Zach Chovanec	10	5-9	135	SE
14	14	Evan Fras	11	5-9	165	QB
15	15	James Alexander	10	5-9	145	QB/DB
16	16	Andrew White	12	5-8	155	FB
17	17	Cody Childress	12	6-7	185	P/K
18	18	Devin Shaw	12	5-10	165	SE/DB
19	19	Daniel Blackford	12	5-11	160	P/K
20	20	Preston Maxfield	12	6-1	180	DB
21	21	Nathan Oswalt	12	5-11	180	FB/LB
22	22	Kyle Carlson	11	5-10	165	DB
23	23	Blake Buck	10	5-6	140	SE
24	24	Darian Phillips	9	5-6	140	QB/DB
25	25	Isaiah Freet	10	5-10	165	LB
26	26	Matt Carver	12	6-0	170	HB
27	27	Wesley LaFluer	12	5-10	175	DL
28	28	Andrew Beck	10	5-9	150	SE/DB
29	29	D.J. Morrow	11	5-9	140	DB
30	30	T.J. Hursey	10	6-0	165	FB/LB
31	31	Vinny Parks	9	5-6	150	QB/LB
32	32	Tanner Bradley	10	5-11	170	FB/LB
33	33	Jacob MacDonald	9	5-9	155	RB
34	34	Michael Hixenbaugh	9	5-5	140	RB/DB
35	35	Isaiah Keultjes	9	5-9	190	FB/DB
36	36	Jesse Jones	9	5-6	150	FB/LB
38	38	David Hawkins	9	5-9	155	RB/LB
39	39	Zack Maggert	10	6-1	165	SE
40	40	Marco Lopez	9	5-0	140	OL/LB
42	42	Tyler McDaniel	12	6-0	190	FB
44	44	Jason Foster	9	5-8	155	SE/DB
45	45	Zach Marshman	12	5-9	195	TE
47	47	Cameron Thomas	11	6-0	190	LB
48	48	Brock Staton	9	5-10	145	SE/DB
50	50	Kyle LaCluyse	12	6-0	175	OL
51	51	Erik Escobedo	11	6-0	200	DL
52	52	Devin Conley	10	5-8	180	OL/DL

Lt.	Dk.	Name	Gr.	Ht.	Wt.	Position(s)
53	53	Jaxsin Green	9	5-6	150	OL/DL
54	54	Jeremiah Jovanovic	11	5-8	277	OL/DL
55	55	Joseph Dean	11	5-9	185	C
56	56	Braxton Eby	12	6-2	215	DL
57	57	Keegan Hood	11	6-2	180	DL
58	58	Treigh Seiler	12	5-9	210	OL
59	59	R.J. Lard	9	5-6	200	OL/DL
60	60	Zachary Lytle	11	6-4	230	OL
61	61	Mitchell Hixenbaugh	12	5-8	200	C
62	62	Kenneth Karczewski	12	5-10	185	OL
63	63	William Eggleston	10	5-11	165	C
64	64	Trey Stoops	11	6-1	235	OL
65	65	Quinn Draughter	11	5-8	200	OL
66	66	Peyton Staples	9	6-2	175	OL/DL
67	67	Nick Shide	11	6-1	200	OL
68	68	Kelton Jones	11	6-1	245	OL/DL
70	70	Joey Sanchez	12	6-0	350	OL
71	71	Chase Deal	10	5-6	165	C/LB
72	72	Dylan Stone	10	6-3	250	OL/DL
73	73	Brandon Turnbow	11	5-10	235	OL
74	74	Austin Kisrow	9	5-10	190	OL/DL
75	75	Joseph Gower	11	5-9	200	OL/DL
76	76	Andres Martinez	11	5-5	190	DL
77	77	Jacob Schmatz	10	6-3	200	OL
78	78	Derrick Siade	9	5-10	200	OL/DL
79	79	Jacob Rivers	11	5-9	260	OL
80	80	Sean Imus	10	5-10	155	DL
81	81	Kevin Potts	10	5-7	140	HB/DB
84	84	Adam Heatherly	9	5-7	150	HB/LB
85	85	Jordan Rydzinski	9	6-0	210	OL/DL
86	86	Storm McAfee	9	5-11	190	OL/DL
87	87	Aaron Hensley	11	5-9	155	FB/DB
89	89	Gary McCartney	9	5-6	140	RB/LB
90	90	Alejandro Hernandez	11	5-10	210	DL
91	91	Tyler Kameron	11	5-6	120	SE
92	92	Blake Becker	9	5-7	150	RB/DB
93	93	Gabe Helmus	10	5-9	135	SE/DB
94	94	Jarrold Laymon	12	5-9	170	SE
95	95	Kyle Edwards	9	5-6	140	RB/LB
96	96	Zack Raes	9	5-10	170	OL/DL
97	97	Trevor Kranz	11	5-7	175	DL
98	98	Daishawn Thomas	10	5-11	145	HB
99	99	Cameron Krieg	11	5-5	130	SE

Mishawaka Cavemen

Class 4A



Team Statistics

	Mishawaka	Opponents
Total Points / Points Per Game	429 / 30.6	324 / 23.1
First Downs / Per Game	213 / 15.2	219 / 15.6
Rushing Yards / Per Game	4,566 / 326.2	2,922 / 208.7
Passing Yards / Per Game	707 / 50.5	2,118 / 151.3
Total Yards / Per Game	5,273 / 376.6	5,040 / 360
Fumbles Recovered By	14	11
Intercepted By	16	6
Total Punts / Average	26 / 38.9	34 / 33.1
Penalties / Yards	77 / 600	62 / 458

Individual Statistics

Scoring	G	TD	1-Pt.	2-Pt.	FG	TP	PPG
11 Sam Schrader	13	28	--	6	--	180	13.9
42 Tyler McDaniel	11	12	--	3	--	78	6.5
26 Matthew Carver	14	11	--	3	--	72	5.2
19 Daniel Blackford	14	--	23	--	3	32	2.9
8 Angelo Multari	14	5	--	--	--	30	2.1

Rushing	G	Att.	Yds.	TD	YPG	YPC	Long
11 Sam Schrader	13	270	1559	26	119.9	5.8	71
42 Tyler McDaniel	11	195	1203	11	109.4	6.2	76
26 Matthew Carver	14	77	621	6	44.4	8.1	78
8 Angelo Multari	14	72	495	2	35.4	6.9	45

Passing	G	Comp.	Att.	Int.	TD	Yds.	YPG
11 Sam Schrader	13	30	70	5	9	579	44.5

Receiving	G	Rec.	Yds.	TD	YPG	YPC	Long
26 Matthew Carver	14	16	339	5	24.2	21.2	54
8 Angelo Multari	14	5	91	2	6.5	18.2	31
17 Cody Childress	14	3	35	1	2.5	11.7	20
94 Jarrod Laymon	12	1	29	--	2.4	29.0	29
10 Braedon Lewis	14	2	29	--	2.1	14.5	21

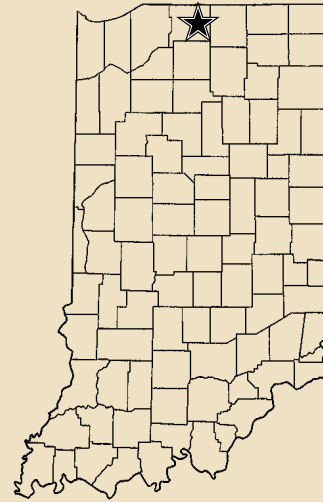
Defense	G	Tackles	For Loss	Sacks	INT	FC	FR
47 Cameron Thomas	12	51	6	--	--	--	--
27 Wesley LaFluer	14	49	9	3	--	--	2
32 Tanner Bradley	14	44	2	--	1	1	1
22 Kyle Carlson	14	37	1	--	2	--	--
51 Erik Escobedo	14	36	8	3	--	3	1
20 Preston Maxfield	14	35	1	--	7	--	--

State Finals History

Runner-Up: (1) 1974 (3A)
 Appearances: (2) 1974 (3A), 2012 (4A)



Bart Curtis
Head Coach



Team Facts

City/Town: Mishawaka
 County: St. Joseph
 Superintendent: Dr. Terry Barker
 Principal: Jerome Calderone
 Athletic Director: Jim Aldrich
 Asst. Athletic Director: Mike Faulkner
 Head Coach: Bart Curtis
 Assistant Coaches: Keith Kinder, Bill Dean, Mike Buchmann, Adam Reese, Kyle Shaw, Matt Lewinski, Gregg Smith, Dean McCool, Ryan Sergeant, Steve Sheltraw, Marty Mosson, Jonathon Chase
 Student Managers: Mackenzie Davenport, Will Sanchez, Skylyne Tirota, Shalyn Raybuck, Rachel Wiseman
 Offensive Formation: Flex-Bone
 Defensive Formation: 4-3
 Colors: Maroon and White
 Conference: Northern Indiana
 Enrollment: 1502
 Last Year's W-L Record: 7-5

Season Results (11-3)

8/17 at Portage W 57-42
 8/24 Penn L 7-21
 8/31 South Bend St. Joseph L 20-34
 9/7 at South Bend Riley W 42-21
 9/14 at Fort Wayne North Side L 7-35
 9/21 Elkhart Central W 32-15
 9/28 at South Bend Adams W 14-8
 10/5 Mishawaka Marian W 31-28
 10/12 at South Bend Washington W 44-30

Sectional

10/19 Lowell W 27-0
 10/26 at Hobart W 49-28
 11/2 at South Bend Washington W *36-34

Regional

11/9 Hammond Morton W 39-7

Semi-State

11/16 at Concord W 24-21

* (Overtime)

Mishawaka Depth Chart

Offense

Pos.	No.	Name
WR	17	Cody Childress
	18	Devin Shaw
LT	77	Jacob Schmatz
	45	Zac Marshman
LG	58	Treigh Seiler
	68	Kelton Jones
C	61	Mitch Hixenbaugh
	55	Joseph Dean
RG	62	KJ Karczewski
	65	Nebraska Draughter
RT	60	Zach Lytle
	50	Kyle LaCluyse
WR	94	Jarrod Laymon
	10	Braedon Lewis
QB	11	Sam Schrader
	14	Evan Fras
FB	42	Tyler McDaniel
	16	Andrew White
HB	8	Angelo Multari
	84	Adam Heatherly
HB	26	Matt Carver
	3	Kylan McCullough

Defense

Pos.	No.	Name
DE	47	Cameron Thomas
	52	Devin Conley
DE	56	Braxton Eby
	64	Trey Stoops
DT	51	Erik Escobedo
	54	Jeremiah Jovanevic
DE	57	Keegan Hood
	98	Daeshawn Thomas
LB	21	Nate Oswalt
	47	Cameron Thomas
LB	32	Tanner Bradley
	71	Chase Deal
LB	27	Wes LaFluer
	47	Cameron Thomas
CB	22	Kyle Carlson
	26	Matthew Carver
SS	2	Jarrod Campbell
	11	Sam Schrader
FS	20	Preston Maxfield
	87	Aaron Hensley
CB	15	James Alexander
	29	DJ Morrow

Specialists

Pos.	No.	Name
Punter	17	Cody Childress
	19	Dan Blackford
Placekicker	19	Dan Blackford
	17	Cody Childress
Kickoffs	19	Dan Blackford
	17	Cody Childress
Long Snapper	77	Jacob Schmatz
	56	Braxton Eby
Holder	15	James Alexander
	14	Evan Fras
Punt Returns	8	Angelo Multari
	26	Matt Carver
Kickoff Returns	8	Angelo Multari
	26	Matt Carver

Mishawaka Head Coach Bart Curtis

Name: Bart Curtis
Age: 49
Spouse's Name: Sara
Years Married: 22
Children's Names and Ages: Michael(20), Hannah (17) and Brian (15)
Current Occupation and Employer: Mishawaka High School Administrator
No. of Yrs.: 5
If a teacher, what subjects and grades did you teach: PE and Drivers Education

Education

College: Bethel College (IN)
Year Graduated: 1990
Degree(s) / Major: MA Physical Education
High School: Northwood
Year Graduated: 1981

Athletic Participation

Sport	High School Years (ie: 1972, 73)	College Years (ie: 1976, 77)
Football	1980	1982-1984 (Manchester College)
Basketball	1980	

As A High School Or College Player, Have You Ever Competed In A State Or National Championship Event In Any Sport? If Yes, Please Give Details:

Participated in 1980 AA State Championship Football game held @ Warren Central vs. Franklin Central

Coaching Experience (Football Only)

Number of Years as Varsity Head Coach at Current School (ie: 5 years): 5 Years
Actual Years as Varsity Head Coach at Current School (ie: 1996-2000): 2008 - 2012
Won-Loss Record as Varsity Head Coach at Current School: 48 - 15
Overall Varsity Head Coaching Record: 159 - 82

Please list below where you've coached during your career starting with your current position:

School	Head / Asst.	No. of Years	Actual Years
Mishawaka	Head	5	2008-present
New Prairie	Head	11	1997-2007
Maconaquah	Head	6	1991-1996
New Prairie	Asst.	1	1990
South Bend Washington	Asst.	4	1986-1989
South Bend LaSalle	Asst.	1	1985

Tournament Championships (As the Varsity Head Coach, list years your team won):

Sectional: 2004 (3A), 2006 (3A), 2009 (5A), 2010 (5A) & 2012 (4A)

Regional: 2004 (3A) 2012 (4A)

Semi-State: 2012 (4A)

State Championship: None

Something Interesting About You Personally Or Professionally That People Might Not Know:

I love to eat and travel with my family. Served as Indiana Football Coaches Association (IFCA) president in 2010.



Indianapolis Cathedral Fighting Irish

Class 4A



Lt.	Dk.	Name	Gr.	Ht.	Wt.	Position(s)	Lt.	Dk.	Name	Gr.	Ht.	Wt.	Position(s)
2	2	Sam Frederick	12	5-10	160	WR	45	45	Ronnie Hill	10	6-0	170	OLB
2	2	James Bolton	11	5-10	155	DB	46	46	DeAndre Hartwell	11	5-8	160	DB
3	3	Collin Barthel	11	6-6	190	QB	47	47	Jack Stephens	12	6-1	195	LB
4	4	Cody Andreoni	10	5-7	140	RB	48	48	Spencer Wilson	12	6-0	185	DL
5	5	John Hummel	12	5-8	150	RB	49	49	Spencer Mossman	10	5-6	120	DB
6	6	Evan Oeding	12	6-1	190	DB	50	50	Jonah Weaver	12	6-1	250	OL
7	7	Ryan Rodgers	12	5-11	195	OLB	51	51	Austin Orr	12	6-3	245	OL
8	8	Johnny Scotto	12	6-1	200	DB	52	52	Colin Sandor	12	6-2	270	OL
9	9	Conor Sweeney	12	6-4	230	DL	53	53	Shawn Hall	11	6-0	215	OL
10	10	Jack Mattingly	11	5-10	160	QB	54	54	Connor Dykhuizen	11	5-11	230	DL
11	11	Eric Hinkes	12	5-11	165	WR	55	55	Shelton Buell	10	5-8	170	DL
12	12	Connor Rice	12	6-2	210	QB	56	56	Wes Bernard	11	6-0	275	OL
12	12	Charlie Leahy	10	6-0	140	WR	57	57	John Michael Garvey	11	5-9	185	DL
13	13	Derrick Harvey	11	5-6	150	WR	58	58	James Officer	11	6-2	270	OL
13	13	Alec Letcher	10	5-11	145	WR	59	59	Thomas Berg	10	5-8	220	DL
14	14	Venton Curry	10	5-10	160	QB	61	61	Ian Rolinson	10	5-10	185	ILB
14	14	Ben Baker	11	5-9	165	DB	62	62	Ciaran Minch	10	5-8	215	OL
15	15	Brian Haas	10	5-8	145	QB	63	63	John White	12	5-9	210	DL
15	15	Joey Mercho	10	5-11	140	DB	64	64	Ryan Murphy	10	6-1	200	OL
16	16	Davis Hensley	10	5-11	150	TE	65	65	Will Hall	10	6-3	185	OL
16	16	Kip Kyle	11	5-10	175	RB	66	66	Mitch Rougraff	11	6-2	220	OL
17	17	Jack Gomez	11	5-11	165	WR	67	67	James Evans	11	5-7	190	DL
17	17	David Hobson	10	5-10	160	RB	68	68	Sasha Schultz	12	5-9	300	DL
18	18	Sampson Livingston	12	6-0	200	WR	70	70	Raja Burt	11	6-0	210	DL
19	19	Kyle Vassilo	11	5-10	160	WR	71	71	Alex Cotton	10	6-1	245	OL
19	19	Stone Schneider	12	6-0	185	OLB	72	72	Owen Adams	11	6-3	190	OL
20	20	Jack Greene	10	5-9	165	RB	73	73	Tucker Gregor	12	5-9	200	LB
21	21	David Salvas	10	5-9	160	OLB	74	74	Zach Jordan	12	6-3	285	OL
22	22	Gino Gillum	12	5-8	170	RB	75	75	Jalen Goode-Neale	11	6-1	230	OL
23	23	Tron Estep	11	5-10	180	OLB	76	76	Herbert Miller	11	6-0	260	OL
24	24	Nick McKinley	11	5-10	180	DB	77	77	Carlos Carpizo	11	5-11	195	DL
25	25	Terry McLaurin	11	5-11	175	WR	78	78	Matthew Mitsch	10	6-1	205	DL
26	26	Jack Hayden	11	5-8	150	DB	79	79	Jared Thomas	10	6-3	240	OL
27	27	Stu Stanley	12	6-1	210	FS	80	80	Evan Gogel	11	5-10	165	OLB
28	28	Chris Rudicel	11	5-10	155	DB	81	81	Wyatt Wood	12	5-8	165	WR
28	28	Liam O'Hara	11	5-11	135	WR	82	82	John Preston	10	5-11	155	WR
29	29	Brennan Champion	12	5-10	165	DB	83	83	Zach Saum	11	6-4	205	TE
31	31	Tony Constantino	11	5-9	150	DB	84	84	Maurice Reeves	11	5-10	165	DB
31	31	Joseph Schopper	10	5-10	160	FS	85	85	Evan Whigham	10	6-2	170	WR
32	32	Johnny Kelley	12	6-3	225	DE	86	86	Kendall Coleman	9	6-3	190	TE
32	32	Tom Sieber	11	6-0	165	CB	87	87	Matt Babb	11	6-3	200	DL
33	33	Austin Compton	11	5-9	175	OLB	88	88	Stephen Stark	10	6-0	155	WR
34	34	Kyle Loechel	11	6-2	225	ILB	89	89	Conner Lenahan	12	5-11	185	WR
35	35	Patrick Troy	10	5-11	150	ILB	90	90	Mitch Gerbers	9	6-0	165	K
36	36	Elliot Frederick	10	6-0	205	ILB	91	91	Zak Batt	10	6-0	180	TE
37	37	Gibran Williams	10	5-9	175	OLB	91	91	Cameron O'Connor	12	6-3	220	DL
38	38	Luke Cureton	12	6-1	210	RB	92	92	Gabe McAteer	12	6-1	210	TE
38	38	Jacob Wunder	11	5-9	180	OLB	93	93	David Dickman	10	5-11	165	OLB
39	39	Grant Kirkpatrick	12	5-9	145	DB	94	94	Ross Beretta	12	5-5	170	OL
40	40	Cooper Riddle	12	5-11	185	DB	95	95	Malcolm Dotson	10	6-0	160	WR
41	41	Caleb Cross	10	6-0	160	RB	96	96	Grant Thompson	11	6-0	195	LB
41	41	Kevin Haas	12	5-8	165	DB	97	97	Harrison Adams	10	5-10	135	DB
42	42	Bryce Campbell	12	6-2	210	LB	98	98	Matt Guzman	10	5-11	170	OLB
43	43	James Schulz	10	5-10	155	DB	99	99	Alex O'Malley	10	5-7	130	DB
44	44	Drew Bailey	11	5-11	215	ILB							

Indianapolis Cathedral Fighting Irish

Class 4A



Team Statistics

	Cathedral	Opponents
Total Points / Points Per Game	457 / 32.6	242 / 17.3
First Downs / Per Game	240 / 17.1	186 / 13.2
Rushing Yards / Per Game	2,355 / 168.2	1,999 / 142.8
Passing Yards / Per Game	2,584 / 184.6	1,881 / 134.4
Total Yards / Per Game	4,939 / 352.8	3,880 / 277.1
Fumbles Recovered By	17	16
Intercepted By	19	11
Total Punts / Average	51 / 28.2	61 / 33.0
Penalties / Yards	57 / 470	67 / 624

Individual Statistics

Scoring	G	TD	1-Pt.	2-Pt.	FG	TP	PPG
22 Gino Gillum	14	18	--	--	--	110	7.9
25 Terry McLaurin	14	14	--	--	--	84	6.0
12 Connor Rice	14	10	--	--	--	60	4.3
5 John Hummel	13	7	--	--	--	42	3.2
90 Mitch Gerbers	5	0	31	--	--	31	6.2

Rushing	G	Att.	Yds.	TD	YPG	YPC	Long
22 Gino Gillum	14	210	1306	16	93.3	6.2	64
5 John Hummel	11	52	484	7	44.0	9.3	79
12 Connor Rice	14	146	424	10	30.3	2.9	26
25 Terry McLaurin	13	14	145	1	11.2	10.4	64

Passing	G	Comp.	Att.	Int.	TD	Yds.	YPG
12 Connor Rice	14	160	268	11	26	2549	182.1
3 Collin Barthel	4	6	9	0	0	35	8.8

Receiving	G	Rec.	Yds.	TD	YPG	YPC	Long
18 Sampson Levingston	14	43	624	5	44.6	14.5	48
81 Wyatt Wood	11	31	341	4	31.0	11.0	46
25 Terry McLaurin	13	30	720	11	55.4	24.0	76
83 Zach Saum	11	25	401	2	36.5	16.0	40
22 Gino Gillum	14	19	270	2	19.3	14.2	57

Defense	G	Tackles	For Loss	Sacks	INT	FC	FR
27 Stu Stanley	14	90	3	--	4	--	1
70 Raja Burt	12	73	9	5.5	0	--	--
40 Cooper Riddle	14	67	1	--	5	--	--
7 Ryan Rodgers	14	64	3	--	--	--	1
44 Drew Bailey	14	56	7	4.5	1	--	1
42 Bryce Campbell	13	47	10	2.0	2	--	2

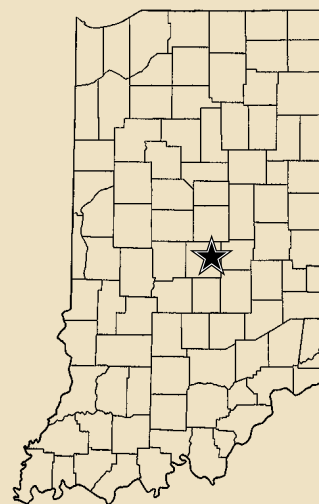
State Finals History

State Champion: **(9)** 1986 (3A), 1992 (3A), 1996 (4A), 1998 (4A), 1999 (4A), 2006 (4A), 2008 (4A), 2010 (4A), 2011 (4A)

Runner-Up: **(3)** 1973 (3A), 1976 (3A), 1991 (3A)
 Appearances: **(13)** 1973 (3A), 1976 (3A), 1986 (3A), 1991 (3A), 1992 (3A), 1996 (4A), 1998 (4A), 1999 (4A), 2006 (4A), 2008 (4A), 2010 (4A), 2011 (4A), 2012 (4A)



Rick Streiff
Head Coach



Team Facts

City/Town: Indianapolis
 County: Marion
 President: Stephen J. Helmich
 Principal: David L. Worland
 Athletic Director: James P. McLinn
 Asst. Athletic Director: Terry L. Fox
 Head Coach: Rick Streiff
 Assistant Coaches: Mic Roesler, Adam Barth, Tim Barthel, Jason Youngs, Tim Peterson, Nick Lyons, Jon Mundil, Darrick Brownlow, Mike Prior, Jere Kubuske, CJ Heinz, John O'Hara, Ethan Schreiber, Sean O'Connor, Marty McLinn, Howard Fogel
 Student Managers: Grace Buchanan, Taryn Welch, Caitlin Elson, Jack Hendrixson
 Offensive Formation: Spread
 Defensive Formation: 3-3
 Colors: Navy Blue and Old Gold
 Conference: Independent
 Enrollment: 1,253
 Last Year's W-L Record: 12-3

Season Results (9-5)

8/17	at Ben Davis	L	21-24
8/25	at Warren Central	W	14-7
8/31	Cincinnati St. Xavier (OH)	L	27-33
9/8	at Indpls. Bishop Chatard	L	7-21
9/14	Fort Wayne Bishop Dwenger	W	42-7
9/21	Louisville Trinity (KY)	L	16-24
9/28	at Sacred Heart-Griffin (IL)	W	40-17
10/5	at Indpls. Arsenal Technical	W	42-14
10/12	Cincinnati Moeller (OH)	L	13-48

Sectional

10/19	Northview	W	62-0
10/26	at Lebanon	W	49-19
11/2	Roncalli	W	34-7

Regional

11/9	Mt. Vernon (Fortville)	W	41-7
------	------------------------	---	------

Semi-State

11/16	at Columbus East	W	49-14
-------	------------------	---	-------

Indianapolis Cathedral Depth Chart

Offense			⋮	Defense		
Pos.	No.	Name	⋮	Pos.	No.	Name
WR	18	Sampson Levingston	⋮	DE	9	Conor Sweeney
	89	Conner Lenahan	⋮		91	Cam O'Connor
WR	25	Terry McLaurin	⋮	DE	70	Raja Burt
	17	Jack Gomez	⋮		48	Spencer Wilson
WR	81	Wyatt Wood	⋮	N	63	John White
	2	Sam Frederick	⋮		54	Connor Dykhuizen
RB	22	Gino Gillum	⋮	OLB	7	Ryan Rodgers
	5	John Hummel	⋮		8	John Scotto
TE	83	Zach Saum	⋮	OLB	19	Stone Schneider
	92	Gabe McAteer	⋮		23	Tron Estep
QB	12	Connor Rice	⋮	ILB	42	Bryce Campbell
	3	Collin Barthel	⋮		36	Elliot Frederick
OL	79	Jared Thomas	⋮	MLB	44	Drew Bailey
	66	Mitch Rougraff	⋮		73	Tucker Gregor
OL	56	Wes Bernard	⋮	ILB	47	Jack Stephens
	66	Mitch Rougraff	⋮		34	Kyle Loechel
C	52	Colin Sandor	⋮	CB	40	Cooper Riddle
	50	Jonah Weaver	⋮		26	Jack Hayden
OL	74	Zach Jordan	⋮	CB	89	Conner Lenahan
	94	Ross Beretta	⋮		29	Brennan Champion
OL	58	James Officer	⋮	S	27	Stu Stanley
	65	Will Hall	⋮		40	Cooper Riddle
Specialists			⋮			
Pos.	No.	Name	⋮			
Punter	91	Cam O'Connor	⋮			
Placekicker	90	Mitch Gerbers	⋮			
Kickoffs	90	Mitch Gerbers	⋮			
Long Snapper	51	Austin Orr	⋮			
Holder	12	Connor Rice	⋮			
Punt Returns	25	Terry McLaurin	⋮			
Kickoff Returns	22	Gino Gillum	⋮			
	25	Terry McLaurin	⋮			

Indianapolis Cathedral Head Coach Rick Streiff

Name: Rick Streiff

Age: 50

Spouse's Name: Julianne

Years Married: 25

Children's Names and Ages: John 22, Lauren 19, Tom 16

Current Occupation and Employer: Teacher at Cathedral HS

No. of Yrs.:18

If a teacher, what subjects and grades do you teach: 9th grade Geography and World History

Education

College: Butler University

Year Graduated:1984

Degree(s) / Major:BS in Education

High School: Monrovia IN

Year Graduated: 1980

Athletic Participation

Sport	High School Years (ie: 1972, 73)	College Years (ie: 1976, 77)
-------	----------------------------------	------------------------------

Football	1976-79	1980-83
----------	---------	---------

Basketball	1976-80	
------------	---------	--

Track	1976-80	
-------	---------	--

As A High School Or College Player, Have You Ever Competed In A State Or National Championship Event In Any Sport? If Yes, Please Give Details:

NCAA Division II playoffs 1983

Coaching Experience (Football Only)

Number of Years as Varsity Head Coach at Current School (ie: 5 years): 18

Actual Years as Varsity Head Coach at Current School (ie: 1996-2000): 1989-2000 and 2008-2012

Won-Loss Record as Varsity Head Coach at Current School: 177-42

Overall Varsity Head Coaching Record: 200-85

Please list below where you've coached during your career starting with your current position:

School	Head / Asst.	No. of Years	Actual Years
Cathedral HS	Head	18	1989-2000 and 2008-2012
North Central HS	Head	4	2001-2005
Brebeuf Prep	Head	1	1988
Chatard HS	Asst.	3	1985-88

Tournament Championships (As the Varsity Head Coach, list years your team won):

Sectional: 1991, 92, 93, 94, 96, 98, 99, 01, 08, 09, 10, 11, 12

Regional: 1991, 92, 96, 98, 99, 01, 08, 09, 10, 11, 12

Semi-State: 1991, 92, 96, 98, 99, 08, 10, 11, 12

State Championship: 1992, 96, 98, 99, 08, 10, 11



Fort Wayne Snider Panthers

Class 5A



Lt.	Dk.	Name	Gr.	Ht.	Wt.	Position(s)
1	1	Adam Whisler	12	6-1	210	DE
2	2	Keanu Evans	12	5-8	155	DB
3	3	Brandon Phelps	12	6-0	180	QB
4	4	Colton Painter	10	6-2	170	QB
5	5	Jessie Bates	10	5-9	160	DB
6	6	Nicolas Reese	12	6-1	180	OLB
7	7	Devontay Reese	12	6-2	180	OLB
8	8	Jibri Bramley	11	5-10	180	OLB
9	9	Isaiah Newton	11	5-9	145	WR
10	10	Je'Norie Smith	12	5-10	175	QB/RB
11	11	Sedrick Hides	11	5-9	150	WR
12	12	Connor Haxton	10	6-4	180	QB
13	13	Andreas Gomez-Espino	11	5-10	170	WR
14	14	Deronta Smith	12	5-9	165	DB
15	15	Neandre Billingsley	10	5-5	135	RB
16	16	Jalen McIntosh	12	5-10	165	DB
17	17	Wayne Wells	12	5-9	155	DB
19	19	James Sommers	12	5-9	155	OLB
20	20	Stephen Haggerty	12	5-9	160	DB
21	21	Michael Aduro	11	5-8	140	DB
23	23	Eric Cirillo	10	5-11	170	RB
24	24	Jaylin Fowler	10	5-8	150	DB
25	25	Tyrell Swain	12	5-9	160	RB
27	27	Mikel Robbins	12	5-9	160	DB
28	28	Eric Davis	11	5-9	170	RB
29	29	Dominique Hogue	12	5-9	150	OLB
30	30	Daymeon Smith	12	5-11	175	OLB
31	31	Andrew Kreager	11	5-10	155	DB
32	32	Alec Reuille	11	5-11	175	RB
33	33	Tiberious McGhee	11	5-11	180	OLB
34	34	Rahju Blackmon	11	5-10	200	ILB
35	35	Alexander Reese	10	5-9	170	ILB
36	36	Desmon Davis	10	5-9	200	RB
37	37	Melvin Underwood	10	5-7	135	RB
38	38	Joey Sterba	11	5-8	145	DB
39	39	Bryant Harrington	11	5-8	155	DB
40	40	Tyler Moga	11	5-10	180	ILB
41	41	Pascal Sylla	12	5-11	200	ILB
43	43	Kelvante Williams	11	5-6	145	OLB
44	44	Jeffrey Heaton	12	5-10	185	ILB
45	45	Quantraius Woodson	11	6-1	180	OLB
46	46	Robert Humphrey	11	5-7	140	DB
48	48	Joseph Williams	10	5-10	190	ILB
49	49	Javonte Williams	10	5-9	155	OLB
50	50	Marquon Fitts	11	5-9	185	OL
51	51	Alexander Roberts	12	5-9	195	DL
52	52	Tyler Herbst	11	5-11	200	DE

Lt.	Dk.	Name	Gr.	Ht.	Wt.	Position(s)
53	53	Brian Mossburg	11	5-10	180	DL
54	54	Tyler Freimuth	12	5-5	260	OL
55	55	Matthew Swartz	10	5-11	185	DL
56	56	Brandon Woenkhaus	10	5-9	190	OL
57	57	Marquell Hilliard	11	5-4	170	OL
58	58	Andrew Meyers	12	6-4	275	OL
59	59	Cameron Dellinger	11	5-10	230	DL
60	60	Evan Roberts	11	5-11	225	OL
61	61	Kamen Dowdell-White	12	5-10	270	DL
62	62	Brandon Bernhardt	12	5-11	200	DL
63	63	Jyair Carr	10	5-10	185	OL
64	64	Jerrold Winston	12	6-2	230	DL
65	65	Noah Maisonneuve	10	6-1	200	OL
66	66	Shane Hurt	11	6-3	220	OL
67	67	Aaron Kocks	11	5-11	190	DL
68	68	Travis Leonard	12	6-0	270	OL
70	70	Sean Englert	10	6-4	260	OL
71	71	Colton Koldewey	11	6-0	210	DL
72	72	Mitchell Boney	11	6-2	230	DL
73	73	Elijah Paulk	10	5-11	210	DL
75	75	Saivon Griffin	12	5-8	280	DL
76	76	Ruben Holcomb	12	6-4	290	OL
77	77	Ahmir Morgan	11	6-3	195	DE
79	79	Antonio Jeffries	12	6-6	270	OL
80	80	Darryn Mosley	12	5-8	150	WR
81	81	Quinton Daniels	12	6-2	180	WR
82	82	William Wyley	12	5-10	160	WR
83	83	Anthony Wilkes	11	5-10	160	WR
84	84	Mason Brinneman	12	6-2	180	WR
85	85	Shaquan Scott	12	5-10	160	WR
87	87	Tyler Hartman	11	6-0	150	WR
88	88	Martez Parhm	12	6-5	190	WR
89	89	Addison Dellinger	12	6-4	220	TE
90	90	Logan Godfrey	10	6-5	185	TE
91	91	Joshua Spitale	12	6-6	220	TE
92	92	Russell Davies	10	6-0	180	TE
93	93	Eric Burroughs	11	6-1	175	TE
95	95	Ryan Pezley	10	5-11	185	DE
96	96	Shane Leonard	10	6-0	165	K
97	97	Reid Beard	10	5-11	160	K
98	98	Donavin O'Day	11	6-6	210	DL
99	99	Weston Painter	12	6-3	270	DT
		Matthew Thomson	9	6-3	190	DE/TE
		Isaac Stiebeling	9	6-3	160	QB/DB
		Dylan Cater	9	5-10	155	RB/LB
		Patrick Andrews	9	5-9	190	RB

Fort Wayne Snider Panthers

Class 5A



Team Statistics

	FW Snider	Opponents
Total Points / Points Per Game	521 / 37.21	256 / 18.28
First Downs / Per Game	306 / 21.85	244 / 17.42
Rushing Yards / Per Game	3,671 / 262.2	1,611 / 115.1
Passing Yards / Per Game	1,998 / 142.7	2,634 / 188.1
Total Yards / Per Game	5,669 / 404.9	4,245 / 303.2
Fumbles Recovered By	13	13
Intercepted By	10	7
Total Punts / Average	30 / 36.0	58 / 30.1
Penalties / Yards	109 / 891	76 / 576

Individual Statistics

Scoring	G	TD	1-Pt.	2-Pt.	FG	TP	PPG
6 Nicholas Reese	14	17	--	--	--	102	7.3
10 Je'Norie Smith	14	15	--	1	--	92	6.6
91 Josh Spitnale	14	2	51	--	8	87	6.2
81 Quinton Daniels	14	10	--	--	--	60	4.3
25 Tyrell Swain	14	8	--	--	--	48	3.4

Rushing	G	Att.	Yds.	TD	YPG	YPC	Long
10 Je'Norie Smith	14	201	1231	15	87.9	6.1	38
25 Tyrell Swain	14	129	1053	8	75.2	8.2	82
6 Nicolas Reese	14	107	699	15	49.9	6.5	46
3 Brandon Phelps	14	64	334	3	23.9	5.2	30

Passing	G	Comp.	Att.	Int.	TD	Yds.	YPG
3 Brandon Phelps	14	132	228	7	20	1897	135.5

Receiving	G	Rec.	Yds.	TD	YPG	YPC	Long
89 Addison Dellinger	14	35	548	6	39.1	15.7	53
81 Quinton Daniels	14	33	481	8	34.4	14.6	69
32 Alec Reuille	14	20	297	1	21.2	14.9	26
85 Shaquan Scott	14	18	235	2	16.8	13.1	50
91 Josh Spitnale	14	13	186	2	13.3	14.3	28

Defense	G	Tackles	For Loss	Sacks	INT	FC	FR
34 Rahju Blackmon	14	90	3	0	0	1	0
7 Devontay Reese	14	59	0	2	3	1	0
99 Weston Painter	13	57	8	5.5	1	3	3
41 Pascal Sylla	14	52	2	1.5	1	1	1
16 Jalen McIntosh	14	47	0	0	2	2	0
6 Nicolas Reese	14	46	0	0	2	1	1

State Finals History

State Champion: **(1)** 1992
 Runner-Up: **(4)** 1981 (3A), 1986 (5A),
 2002 (5A), 2004 (5A)
 Appearances: **(6)** 1981 (3A), 1986 (5A), 1992 (5A),
 2002 (5A), 2004 (5A), 2012 (5A)



Kurt Tippmann
Head Coach



Team Facts

City/Town: Fort Wayne
 County: Allen
 Superintendent: Dr. Wendy Robinson
 Principal: Deborah Watson
 Athletic Director: Russ Isaacs
 Head Coach: Kurt Tippmann
 Assistant Coaches: Russ Bush, Lance Cline,
 Bob Bergeron, Quentin Bowen, Neal Davis,
 Dustin Brown, Wille Burton, Ryan Mohrman,
 Tyler Sellhorn, Dave Welklin, Brody Young,
 Dave Mohr, Craig Fails, Genevrie Hogan,
 Jeff Stanski, David Ludwig, Mike Till,
 Gail Vogt, Mike Tippmann
 Student Managers: Lewis Ostermeyer,
 Brock Hinton
 Offensive Formation: I-Formation
 Defensive Formation: 4-4
 Colors: Black and Gold
 Conference: Summit Athletic
 Enrollment: 1,893
 Last Year's W-L Record: 9-5

Season Results (14-0)

8/17 Fort Wayne Bishop Luers W 10-7
 8/24 at Fort Wayne South Side W 56-25
 8/31 Fort Wayne Northrop W 48-14
 9/8 Penn W 28-20
 9/14 Fort Wayne Concordia W 42-13
 9/21 at Fort Wayne North Side W 17-6
 9/28 Elkhart Central W 66-51
 10/5 at FW Bishop Dwenger W 43-0
 10/12 at Fort Wayne Wayne W 34-3

Sectional

10/19 Homestead W 30-20
 10/26 at Fort Wayne Wayne W 45-9
 11/2 at Fort Wayne North Side W 24-14

Regional

11/9 Fishers W *36-35

Semi-State

11/16 Merrillville W 42-39

* (Overtime)

Fort Wayne Snider Depth Chart

Offense			⋮	Defense		
Pos.	No.	Name	⋮	Pos.	No.	Name
QB	3	Brandon Phelps	⋮	DT	99	Weston Painter
QB	10	Je’Norie Smith	⋮	DT	55	Matt Swartz
TB	25/10	Tyrell Swain/Je’Norie Smith	⋮	DT	61	Kamen Dowdell-White
TB	6	Nicolas Reese	⋮	DT	72	Mitchell Boney
FB	32	Alec Reuille	⋮	DE	98	Donavin O’Day
FB	36	Desmon Davis	⋮	DE	62	Brandon Bernhardt
WR	81	Quinton Daniels	⋮	DE	1	Adam Whisler
WR	13	Andreas Gomez-Espino	⋮	DE	30	Daymeon Smith
WR	85	Shaquan Scott	⋮	ILB	44	Jeff Heaton
WR	88	Martez Parhm	⋮	ILB	35	Alex Reese
TE	89	Addison Dellinger	⋮	ILB	34	Rahju Blackmon
TE	91	Josh Spitnale	⋮	ILB	41	Pascal Sylla
OT	76	Ruben Holcomb	⋮	OLB	7	Devontay Reese
OT	56	Brandon Woenkhaus	⋮	OLB	8	Jibri Bramley
OT	60	Evan Roberts	⋮	OLB	6	Nicolas Reese
OT	79	Antonio Jeffries	⋮	OLB	33	Tiberious McGhee
OG	58	Andrew Meyers	⋮	S	16	Jalen McIntosh
OG	70	Sean Englert	⋮	S	22	Steve Haggerty
OG	66	Shane Hurt	⋮	C	17	Wayne Wells
OG	54	Tyler Freimuth	⋮	C	29	Dominique Hogue
C	68	Travis Leonard	⋮	C	2	Keanu Evans
C	65	Noah Maisonneuve	⋮	C	14	Deronta Smith
Specialists			⋮			
Pos.	No.	Name	⋮			
Punter	91	Josh Spitnale	⋮			
	10	Je’Norie Smith	⋮			
Placekicker	91	Josh Spitnale	⋮			
	97	Reid Beard	⋮			
Kickoffs	91	Josh Spitnale	⋮			
	97	Reid Beard	⋮			
Long Snapper	89	Addison Dellinger	⋮			
	23	Eric Cirillo	⋮			
Holder	80	Darryn Mosley	⋮			
	9	Isaiah Newton	⋮			
Punt Returns	81	Quinton Daniels	⋮			
	6	Nicolas Reese	⋮			
Kickoff Returns	81	Quinton Daniels	⋮			
	13	Andreas Gomez-Espino	⋮			

Fort Wayne Snider Head Coach Kurt Tippmann

Name: Kurt Tippmann
Age: 41
Spouse's Name: Martina
Years Married: 11
Children's Names and Ages: Hayden - 10; Jake - 7; Sawyer - 5
Current Occupation and Employer: Fort Wayne Community Schools – Teacher
No. of Yrs.: 15
If a teacher, what subjects and grades do you teach: Math – 9, 10, 11, 12

Education

College: Indiana University
Year Graduated: 1994
Degree(s) / Major: Math Education
High School: R. Nelson Snider High School
Year Graduated: 1990

Athletic Participation

Sport	High School Years	College Years
Football	1986 – 1989	Student Manager 1990 – 1994 Graduate Asst. 1995 - 1996
Baseball	1987 – 1990	

As A High School Or College Player, Have You Ever Competed In A State Or National Championship Event In Any Sport? If Yes, Please Give Details: N/A

Coaching Experience (Football Only)

Number of Years as Varsity Head Coach at Current School (ie: 5 years): 4 years
Actual Years as Varsity Head Coach at Current School (ie: 1996-2000): 2009 - Present
Won-Loss Record as Varsity Head Coach at Current School: 42 - 11
Overall Varsity Head Coaching Record: 42 - 11

Please list below where you've coached during your career starting with your current position:

School	Head / Asst.	No. of Years	Actual Years
Snider	Head	4 years	2009 – Present
Snider	Asst.	13 years	1994; 1997 - 2008

Tournament Championships (As the Varsity Head Coach, list years your team won):

Sectional: 2009, 2010, 2011, 2012
Regional: 2011, 2012
Semi-State: 2012
State Championship:

Something Interesting About You Personally Or Professionally That People Might Not Know:

I graduated from Snider High School. I played football all four years at Snider and was a captain of the team during my senior year. I also played four years of baseball at Snider.


I currently teach all levels of math at Snider.

I was a finalist for the FWCS Teacher of the Year in 2011.



Lawrence Central Bears

Class 5A



Lt.	Dk.	Name	Gr.	Ht.	Wt.	Position(s)	Lt.	Dk.	Name	Gr.	Ht.	Wt.	Position(s)
1	1	Delon Pettiford	12	5-9	180	DB	49	49	Quintaz Wright	11	6-2	215	LB
2	2	Marcus Spear	12	5-8	140	DB	50	50	Stephen Hehman	10	5-9	175	OL
3	3	Mike Zinermon	12	5-10	169	DB	51	51	Justin Rudich	10	5-10	185	DL
4	4	Brandon Lee	11	6-3	215	LB	52	52	Aaren Bandy	10	5-11	225	LB
5	5	Kenneth Jones	11	6-2	180	WR	53	53	Darrell Coleman	12	5-11	230	LB
6	6	Demetreeus Loper	11	5-8	140	WB	54	54	James Jones	11	5-9	220	DL
7	7	Quenten Turman	12	5-9	170	DB	55	55	Brandon Conner	11	5-11	200	OG
8	8	Ian Graves	10	5-8	145	DB	56	56	Steven Cox	12	5-9	220	DL
9	9	Myron Hamilton	12	5-10	220	RB	57	57	Devon Matthews	10	5-11	210	DL
10	10	Jalen Easler	12	5-10	170	DB	58	58	McKenzie Burns	12	5-11	255	FB
11	11	Jeremy Patton	10	6-5	180	WR	59	59	Carlton Stovall	10	5-10	210	DL
12	12	Drake Christen	12	5-9	160	QB	60	60	Michael Copple	10	6-2	190	OL
14	14	Will King	10	5-6	150	QB	61	61	Jalick Bruce	10	5-8	200	DL
16	16	Isaiah Townsend	12	5-10	180	WB	62	62	Garrett Carr	10	5-11	240	OL
17	17	Trey White	12	5-11	185	WB	63	63	Cordia Bankhead	12	5-11	230	OL
18	18	Tyler Redfern	11	5-10	155	QB	64	64	Devon Smithson	12	5-10	200	OL
19	19	Kyle May	10	6-0	185	TE/P	65	65	Robert Hunt	11	5-9	210	OL
20	20	Torrell Williamson	11	5-7	160	WB	66	66	Kevin Willis	11	6-3	275	OL
21	21	Alex Rodriguez	12	5-10	230	FB	67	67	Conan Dickerson	12	6-2	210	OL
22	22	Dashawn Wortham	12	5-9	220	RB	68	68	Vincent Tyler	11	6-0	230	OL
23	23	Anthony Heard	11	5-8	150	DB	69	69	Terry Garland	11	6-0	265	DL
24	24	Justin McMillin	11	5-11	195	LB	70	70	Eli Boyd	12	6-0	280	OL
25	25	Marcus Goodner	12	5-10	165	DB	71	71	Cameron Garrett	11	5-11	280	DL
26	26	Mark Wilson	11	5-8	165	WB	72	72	Jaelin Moore	10	5-11	225	DL
27	27	Marcus Fletcher	10	5-9	170	CB	73	73	Brandon Mabrey	11	6-1	180	OL
28	28	Cameron Washington	10	5-10	160	WB	74	74	Tim Gardner	12	6-5	335	OL
29	29	Antonio Jones	12	5-3	150	DB	75	75	Adrian Chandler	12	6-0	280	OL
30	30	Trevon Smith	10	6-6	150	WR	76	76	Jordan Johnson	11	5-11	290	DL
31	31	Jonathan Watkins	12	6-1	175	DB	77	77	Sam Torres	12	5-11	275	OL
32	32	Michael Graham	11	5-11	175	WB	78	78	Harrison Magee	10	6-5	230	OL
33	33	Dai'Von Douglas	10	6-1	170	DB	79	79	Stafohn Gilbert	11	6-4	335	OL
34	34	Tyja Thompson	12	5-10	175	WB	80	80	Juanyel Holmes	11	6-2	175	WR
35	35	Darien Taylor	12	6-1	210	WB	81	81	Glen Calvin	10	6-6	200	WR
36	36	Earl Wynn	12	5-10	185	LB	82	82	Michael Hall	12	6-2	210	WR
37	37	Manny Cantu	10	5-8	130	K/P	84	84	Kenneth Hill	10	5-8	150	WR
38	38	Marcus Tipton	12	5-9	195	LB	85	85	Darrell Chester	11	5-10	155	WR
39	39	Nash Griffin	9	6-1	180	K	86	86	Devin Glass	10	5-7	130	WR
40	40	Nikia Averitte	11	5-10	225	LB	87	87	Logan Huddleston	10	5-9	160	WR
41	41	Jhalen Williams	10	5-8	150	QB	88	88	Clea Wells	10	5-7	140	QB
42	42	Jailon Curry	11	5-9	180	FB	89	89	Tim Wise	11	5-7	145	WR
43	43	Montrel Wilson	10	5-9	140	DB	91	91	Deshai Powell	12	6-3	240	DE
44	44	Jack Pounds	11	6-1	220	LB	92	92	Greg Fletcher	12	6-0	225	LB
45	45	Jerald Harvey	12	6-1	240	DL	93	93	Derrick Dunlap	12	6-2	230	DE
46	46	Cody Stockton	10	5-11	180	LB	98	98	Kameron Thompson	10	6-1	180	DE
48	48	Isaiah Reed	10	6-0	180	LB	99	99	Craig Cooper	10	6-1	180	DE

Lawrence Central Bears

Class 5A



Team Statistics

	Lawrence Central	Opponents
Total Points / Points Per Game	535 / 38.2	144 / 10.3
First Downs / Per Game	188 / 13.4	137 / 9.7
Rushing Yards / Per Game	4,616 / 330	1,409 / 101
Passing Yards / Per Game	1,670 / 119	1,798 / 128
Total Yards / Per Game	6,286 / 449	3,207 / 229
Fumbles Recovered By	13	12
Intercepted By	15	4
Total Punts / Average	37 / 31	82 / 34.2
Penalties / Yards	N/A	N/A

Individual Statistics

Scoring	G	TD	1-Pt.	2-Pt.	FG	TP	PPG
12 Drake Christen	14	22	--	--	--	132	9.4
21 Alex Rodriguez	14	21	--	--	--	126	9.0
16 Isaiah Townsend	14	16	--	--	--	96	6.9
39 Nash Griffin	14	--	61	--	5	76	5.4
17 Trey White	14	7	--	--	--	42	3.0

Rushing	G	Att.	Yds.	TD	YPG	YPC	Long
21 Alex Rodriguez	14	176	1343	19	95.9	7.6	45
12 Drake Christen	14	145	1297	10	92.6	8.9	65
16 Isaiah Townsend	14	112	1202	13	85.9	10.7	80
9 Myron Hamilton	14	36	238	2	23.8	6.6	35
34 Tjja Thompson	14	30	162	3	16.2	5.4	27

Passing	G	Comp.	Att.	Int.	TD	Yds.	YPG
12 Drake Christen	14	89	174	4	18	1670	111

Receiving	G	Rec.	Yds.	TD	YPG	YPC	Long
17 Trey White	14	36	626	5	41.7	17.3	59
5 Kenny Jones	14	17	420	4	28.0	24.7	52
21 Alex Rodriguez	14	15	350	2	38.9	23.3	82
35 Darien Taylor	14	10	116	3	11.6	16.6	20
16 Isaiah Townsend	14	5	78	3	9.8	4.0	33

Defense	G	Tackles	For Loss	Sacks	INT	FC	FR
40 Nikia Averitte	14	118	14	8	--	3	5
1 Delon Pettiford	14	75	1	--	1	--	--
7 Quinten Turman	14	76	--	--	5	1	1
4 Brandon Lee	13	73	5	--	1	1	2
53 Darrell Coleman	14	70	9	4	1	4	--
3 Mike Zinermon	14	57	3	--	2	--	1

State Finals History

Runner-Up: (1) 2010
Appearances: (2) 2010, 2012



Jayson West
Head Coach



Team Facts

City/Town: Indianapolis
County: Marion
Superintendent: Concetta Raimondi
Principal: Rocky Valadez
Athletic Director: Jeff Irwin
Asst. Athletic Director: Affie Hernandez
Head Coach: Jayson West
Assistant Coaches: Russ Mann, Pat Jester, Rob Robertson, Rick Carrico, Scott Fischer, Nautyn Loescher-McKay, Scott McMurray, Tim Freeze, Bill Tucker, Javon Joyner, D'Andre Davis, Simon Lee, Zach Moore, Cecil Morris, Derek Cheek, David Weitz, Dino Farrell.
Student Managers: Ashley Sohn, Bryana Turman, Annahstazia Bruce, Sarah Lockert, DaShawn Turman
Offensive Formation: Multiple
Defensive Formation: 3-4
Colors: Maroon and Gray
Conference: Conference Indiana
Enrollment: 2,448
Last Year's W-L Record: 9-2

Season Results (14-0)

8/17	Lawrence North	W	70-0
8/24	at North Central (Indpls.)	W	38-3
8/31	Perry Meridian	W	42-6
9/8	at Pike	W	34-23
9/14	Columbus North	W	42-0
9/21	at Bloomington South	W	42-7
9/28	Southport	W	47-6
10/5	Franklin Central	W	36-22
10/12	at Bloomington North	W	31-7

Sectional

10/19	Southport	W	34-13
10/26	at Warren Central	W	21-14
11/2	at North Central (Indpls.)	W	21-7

Regional

11/9	Pike	W	49-21
------	------	---	-------

Semi-State

11/16	at Center Grove	W	28-15
-------	-----------------	---	-------

Lawrence Central Depth Chart

Offense

Pos.	No.	Name
QB	12	DRAKE CHRISTEN
QB	18	TYLER REDFERN
FB	21	ALEX RODRIGUEZ
FB	9	MYRON HAMILTON
LWB	16	ISAIAH TOWNSEND
LWB	14	WILL KING
RWB	32	TYJA THOMPSON
RWB	22	DESHAWN WORTHAM
TE	35	DARIEN TAYLOR
TE	82	MIKE HALL
LT	71	ELI BOYD
LT	78	HARRISON MAGEE
LG	58	MCKENZIE BURNS
LG	68	VJ TYLER
OC	77	SAM TORRES
OC	55	BRANDON CONNER
RG	66	KEVIN WILLIS
RG	75	ADRIAN CHANDLER
RT	74	TIM GARDNER
RT	52	AARON BANDY
YWR	17	TREY WHITE
YWR	80	JUANYEL HOLMES
XWR	5	KENNY JONES
XWR	81	GLEN CALVIN

Defense

Pos.	No.	Name
DT	93	DESHAI POWELL
DT	54	JAMES JONES
NT	71	CAMERON GARRET
NT	45	GERALD HARVEY
DT	91	DERRICK DUNLAP
DT	56	STEVE COX
DE	92	GREG FLETCHER
DE	99	CRAIG COOPER
OLB	4	BRANDON LEE
OLB	49	QUINTAZ WRIGHT
SILB	53	DARRELL COLEMAN
SILB	44	JACK POUNDS
FILB	40	NIKIA AVERITTE
FILB	38	MARCUS TIPTON
CB	10	JALEN EASLER
CB	6	DEMETREEUS LOPER
SS	7	QUINTEN TURMAN
SS	24	JUSTIN MCMILLAN
FS	1	DELON PETTIFORD
FS	31	JONATHAN WATKINS
CB	3	MIKE ZINERMON
CB	25	MARCUS GOODNER

Specialists

Pos.	No.	Name
Punter	12	DRAKE CHRISTEN
Placekicker	39	NASH GRIFFIN
Kickoffs	39	NASH GRIFFIN
Long Snapper	4	BRANDON LEE
Holder	12	DRAKE CHRISTEN
Punt Returns	17	TREY WHITE
Kickoff Returns	17	TREY WHITE

Lawrence Central Head Coach Jayson West

Name: Jayson West

Age: 41

Spouse's Name: Tori West

Years Married: 8

Children's Names and Ages: Bo Evan – 5, Kye Micah – 2, Ryn Olivia – 2

Current Occupation and Employer: Lawrence Central High School – Teacher

No. of Yrs.: 5

If a teacher, what subjects and grades do you teach: Geography and Sports Performance

Education

College: Ball State

Year Graduated: 1995

Degree(s) / Major: BS History

High School: Triton Central

Year Graduated: 1990

Athletic Participation

Sport	High School Years (ie: 1972, 73)	College Years (ie: 1976, 77)
-------	----------------------------------	------------------------------

Football	1987-1990	1990-1994
----------	-----------	-----------

Wrestling	1987-1990	
-----------	-----------	--

Track & Field	1989-1990	
---------------	-----------	--

As A High School Or College Player, Have You Ever Competed In A State Or National Championship Event In Any Sport? If Yes, Please Give Details: No

Coaching Experience (Football Only)

Number of Years as Varsity Head Coach at Current School (ie: 5 years): 5 Years

Actual Years as Varsity Head Coach at Current School (ie: 1996-2000): 2008-CURRENT

Won-Loss Record as Varsity Head Coach at Current School: 51-12

Overall Varsity Head Coaching Record: 51-12

Please list below where you've coached during your career starting with your current position:

School	Head / Asst.	No. of Years	Actual Years
Lawrence Central	Head/Asst.	6	2007 – Current
Triton Central	Assistant	5	2002-2007
Sebring (FL)	Assistant	2	2000-2002
Center Grove	Assistant	1	1999

Tournament Championships (As the Varsity Head Coach, list years your team won):

Sectional: 2010, 2012

Regional: 2010, 2012

Semi-State: 2010, 2012

State Championship: