

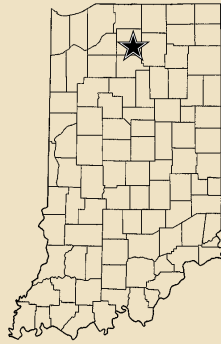


Triton Trojans

Class A



Front Row (left to right): Trenton Cooper, Jeff Martin, Abigail Stevens; Middle Row: Andrew Chupp, Darren Harrell, Bryce Wanemacher, Cody Shively, Drew Mosson, Skyler Reichert, Bryson Mosier, Aaron Stevens; Back Row: Asst. Coach Matt Landis, Tanner Shepherd, Seth Gingle, Clay Yeo, Joey Corder, Dillon Meadway, Asst. Coach Steve Duff, Head Coach Jason Groves.



Team Facts

Town/City: Bourbon
 County: Marshall
 Superintendent: Donna Burroughs
 Principal: Michael Chobanoy
 Athletic Director: Mason McIntyre
 Head Coach: Jason Groves
 Assistant Coaches: Steve Duff, Matt Landis, Dave Carpenter
 Student Managers: Aaron Stevens, Andrew Chupp, Abigail Stevens, Jeff Martin
 School Colors: Royal Blue and Gold
 Conference: Northern State
 Enrollment: 312
 Starters Returning From Last Year: 3
 Last Year's Final Won-Loss Record: 20-6

Season Results (20-5)

- 11/21 at Oregon-Davis W 61-33
- 11/27 at Plymouth L 43-63
- 11/30 at NorthWood L 62-66
- 12/4 North Miami W 75-44
- 12/8 at Mishawaka Marian L 50-63
- 12/11 at Bethany Christian W 72-36
- 12/14 New Prairie W 51-27
- 12/18 Warsaw W 49-47
- 1/3 Elkhart Christian W 44-37
- 1/5 Glenn W 65-46
- 1/11 Culver Community L 42-46
- 1/15 vs. Argos W 50-28
- 1/18 vs. LaVille L 48-50
- 1/25 at Jirtown W 55-43
- 1/29 at Argos W 60-32
- 2/2 at LaVille W 44-38
- 2/7 Bremen W 54-37
- 2/12 Rochester W 60-45
- 2/15 Tippecanoe Valley W 65-59
- 2/22 at Knox W 76-37

- Culver Community Sectional**
- 3/1 Culver Community W 44-32
 - 3/2 Marquette Catholic W 47-46
- Triton Regional**
- 3/9 Fort Wayne Canterbury W 44-41
 - 3/9 Pioneer W 53-41
- Lafayette Jefferson Semi-State**
- 3/16 Lafayette Central Catholic W 40-32

Team Roster & Statistics

Lt.	Dk.	Name	Ht.	Gr.	Pos.	GP	FG-FGA	FG%	3FG%	FT%	APG	RPG	PPG
4	4	Joey Corder	6-3	10	G	20	29-65	.446	.261	.517	1.9	3.3	3.9
5	5	Clay Yeo	6-6	12	G	24	233-412	.566	.323	.742	3.0	7.9	26.3
10	10	Darren Harrell	5-10	11	G	17	13-43	.302	.270	.765	1.7	1.1	2.8
12	12	Bryson Mosier	5-11	12	G	16	6-16	.375	.200	1.000	0.6	0.9	1.1
14	14	Jordan Anderson	5-8	9	G	6	1-6	.167	.000	.000	2.0	0.3	2.0
20	20	Bryce Wanemacher	6-0	11	F	14	2-7	.286	.000	.333	0.0	0.5	0.4
22	22	Trenton Cooper	5-10	12	G	16	2-5	.400	.000	.571	0.2	0.2	0.5
24	24	Tanner Shepherd	6-1	11	G	25	104-237	.439	.301	.662	0.8	3.4	11.2
30	30	Seth Gingle	6-4	12	C	25	46-85	.541	.000	.515	1.0	5.0	4.3
33	33	Cody Shively	6-1	11	F	20	29-63	.460	.111	.474	1.9	3.2	68.0
34	34	Drew Mosson	6-2	12	G	21	9-41	.220	.292	.200	0.3	0.9	1.2
40	40	Dillon Meadway	6-2	11	F	17	7-11	.636	.000	.600	0.4	1.7	1.0
42	42	Skyler Reichert	6-1	10	G	25	23-61	.377	.347	.000	0.4	1.4	2.5
		Blake Johnson	5-10	9	F	2	0-1	.000	.000	.000	0.0	0.0	0.0

Team Totals / Percentages 504-1053 .479 .296 .660 10.5 30.0 54.2

State Finals History

State Champion: 2008 (A)
 Runner-Up: 2009 (A), 2011 (A)
 Appearances: 2008 (A), 2009 (A), 2011 (A), 2013 (A)



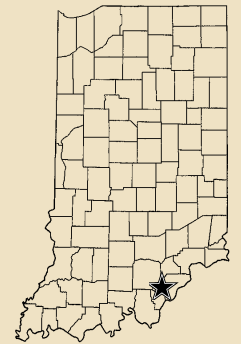
Jason Groves
 Head Coach
 8th Year (159-41)

Borden Braves

Class A



Front Row (left to right): Evan Adams (manager), Billy Kirchgessner, Kyle Kruer, Josh Vollstedt, Julien Magallanes, Brian McGee; Back Row: Kielan Certeza (manager), Asst. Coach Kaden Nolot, Asst. Coach Ray Weatherford, Adam Jackson (manager), Josh Ruedinger, Jacob Schafer, Zack Gillam, Michael Lynch, Cody Bachman, Jalen McCoy, Garrett Vick, Head Coach Doc Nash.



Team Facts

Town/City: Borden
 County: Clark
 Superintendent: Monty Schneider
 Principal: Lisa Nale
 Athletic Director: Toby Cheatham
 Asst. Athletic Director: Amanda Cavins
 Head Coach: Doc Nash
 Assistant Coaches: Ray Weatherford, Kaden Nolot
 Student Managers: Adam Jackson, Evan Adams, Kielan Certeza
 School Colors: Red and Black
 Conference: Southern Atlantic
 Enrollment: 240
 Starters Returning From Last Year: 5
 Last Year's Final Won-Loss Record: 22-2

Season Results (23-3)

- 11/20 at Eastern (Pekin) (2 OT) W 79-76
- 11/24 at Shoals W 62-38
- 11/30 Lanesville W 76-68
- 12/7 South Central (Elizabeth) W 77-42
- 12/8 at Crothersville W 84-47
- 12/14 vs. Eastern (Pekin) W 64-49
- 12/15 vs. West Washington W 55-36
- 12/28 at Paoli W 67-66
- 1/4 New Washington W 63-40
- 1/5 Silver Creek L 51-60
- 1/11 at Austin L 43-45
- 1/18 at Christian Acad. of Indiana W 54-44
- 1/19 Henryville W 64-40
- 1/25 at Orleans W 37-36
- 2/2 at Rock Creek Academy W 59-53
- 2/7 Medora W 69-31
- 2/9 Springs Valley L 31-34
- 2/15 Clarksville (OT) W 56-55
- 2/19 at West Washington W 45-32
- 2/22 at Salem W 63-34

- Borden Sectional**
- 2/26 South Central (Elizabeth) W 64-38
 - 3/1 New Washington W 44-27
 - 3/2 Lanesville W 59-50
- Loogootee Regional**
- 3/9 Orleans W 52-51
 - 3/9 Barr-reeve W 43-42
- Seymour Semi-State**
- 3/16 University W 47-44

Team Roster & Statistics

Lt.	Dk.	Name	Ht.	Gr.	Pos.	GP	FG-FGA	FG%	3FG%	FT%	APG	RPG	PPG
3	3	Brian McGee	6-0	11	G	17	6-20	.300	.222	.900	0.4	0.4	1.4
4	4	Josh Vollstedt	5-10	11	G	23	42-100	.420	.333	.792	0.5	0.9	5.2
11	11	Billy Kirchgessner	6-0	12	G	25	68-145	.469	.276	.736	5.0	5.3	9.6
21	21	Garrett Vick	6-1	11	F	25	72-138	.522	.346	.702	1.3	4.4	8.5
22	22	Zack Gillam	6-4	11	F	14	12-26	.462	.000	.667	0.0	1.5	2.0
24	24	Jalen McCoy	6-1	12	G	25	113-250	.452	.380	.778	1.8	2.1	12.2
31	31	Michael Lynch	6-2	12	F	25	87-164	.530	.250	.773	0.9	4.2	9.0
32	32	Kyle Kruer	5-10	10	G	10	2-8	.250	.000	.333	0.1	0.5	0.5
33	33	Josh Ruedinger	6-2	11	F	25	41-75	.547	.000	.565	0.2	3.3	4.3
34	34	Cody Bachman	6-2	12	F	25	65-107	.607	.600	.694	1.7	3.5	7.2
35	35	Jacob Schafer	6-3	10	F	12	2-6	.333	.000	.444	0.3	0.5	0.7
43	43	Julien Magallanes	5-9	9	G	0	0-0	.000	.000	.000	0.0	0.0	0.0
		Bryce Moore	6-0	10	F	0	0-0	.000	.000	.000	0.0	0.0	0.0
		Caleb Hart	5-10	9	G	0	0-0	.000	.000	.000	0.0	0.0	0.0
		Reilly Gray	6-0	9	G	0	0-0	.000	.000	.000	0.0	0.0	0.0

Team Totals / Percentages 513-1044 .491 .356 .714 11.7 27.7 58.4

State Finals History

First Appearance



Doc Nash
 Head Coach
 7th Year (115-49)

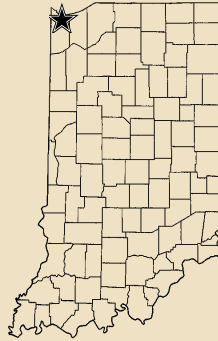


Bowman Academy Eagles

Class 2A



Front Row (left to right): Linden Jackson, Darrion Riddle, Antonio Pipkin, Raynard Perry, Austin Daniels; Second Row: Derrick Thompson, TaShaun Lenear, Anthony Cole, Anthony George, Montrell Barfield, Arthur Haggard III; Third Row: Asst. Coach Kenya Stines, DeShawn Franklin, Justin King, Davon Dillard, Head Coach Marvin Rea; Back Row: Asst. Coach James Scott, Asst. Coach Derrick Robinson.



Team Facts

Town/City: Gary
 County: Lake
 Superintendent: Gwendolyn Adell
 Principal: Rubye James
 Athletic Director: Marvin Rea
 Asst. Athletic Director: Jamaal Bradley
 Head Coach: Marvin Rea
 Assistant Coaches: Derrick Robinson, James Scott, Ronney Robinson, Kenya Stines
 Student Manager: Jonah Britton
 School Colors: Maroon and Grey
 Conference: Independent
 Enrollment: 469
 Starters Returning From Last Year: 0
 Last Year's Final Won-Loss Record: 17-9

Season Results (17-9)

- 11/20 at Indpls. Arsenal Tech. L 56-69
- 11/23 Hamilton Southeastern L 71-73
- 12/1 at Andrean L 68-73
- 12/8 at North Central (Indpls.) L 63-84
- 12/15 Hyde Park (IL) W 81-76
- 12/21 vs. Brownsburg W 59-55
- 12/28 vs. Evansville North L 59-67
- 12/29 vs. Ben Davis L 58-63
- 12/29 at Lawrence Central L 72-74
- 1/8 at Lake Station Edison W 91-61
- 1/12 vs. Horizon Christian W 81-70
- 1/15 Hales Franciscan (IL) W 80-74
- 1/19 Fort Wayne Northrop W 74-73
- 1/25 Traders Point W 74-68
- 1/26 at FW Bishop Luers W 94-78
- 2/1 at Indpls. Cathedral L 57-75
- 2/6 Hammond W 79-63
- 2/13 at Hammond Morton W 80-70
- 2/15 Indpls. Howe L 73-74
- 2/19 at East Chicago Central W 61-60
- Wheeler Sectional**
- 2/26 River Forest W 80-51
- 3/1 Lake Station W 87-52
- 3/2 Hammond Bishop Noll W 76-63
- North Judson Regional**
- 3/9 LaVille W 65-58
- 3/9 FW Bishop Luers W 82-72
- Huntington North Semi-State**
- 3/16 Tipton W 67-64

Team Roster & Statistics

LL	Dk	Name	Ht	Gr	Pos	GP	FG-FGA	FG%	3FG%	FT%	APG	RPG	PPG
2	2	Arthur Haggard III	6-3	11	G	24	81-147	.551	.453	.550	2.0	2.4	13.7
3	3	Raynard Perry	6-1	11	G	9	5-10	.500	.000	.500	0.5	0.6	1.3
4	4	Darrion Riddle	6-0	11	G	14	10-21	.476	.000	.636	1.6	1.1	1.9
10	10	DeShawn Franklin	6-1	11	F	25	39-72	.542	.000	.589	0.7	3.2	4.0
11	11	Linden Jackson	6-0	12	G	22	20-27	.740	.577	.600	0.9	0.9	4.1
12	12	Austin Daniels	6-0	11	G	9	6-15	.400	.667	.285	1.9	0.6	2.2
15	15	Antonio Pipkin	6-3	12	F	24	105-151	.695	.000	.669	1.8	7.4	12.0
22	22	Justin King	6-7	11	F	25	106-180	.588	.333	.698	3.0	7.1	13.6
24	24	Davon Dillard	6-4	10	F	23	139-205	.678	.224	.721	1.4	6.7	16.0
25	25	Derrick Thompson	5-5	9	G	5	1-5	.200	.000	.000	0.1	0.0	0.4
33	33	Montrell Barfield	6-1	9	G	12	14-20	.700	.555	1.000	0.9	2.3	3.8
34	34	Anthony Cole	6-1	11	G	20	50-68	.735	.000	.636	0.3	4.4	5.7
35	35	TaShaun Lenear	6-0	11	F	8	21-35	.600	.333	.083	1.0	2.4	3.8
44	44	Anthony George	5-5	10	G	5	1-5	.200	.000	.000	0.1	0.0	0.4

Team Totals / Percentages 591-941 .628 .410 .650 15.4 38.4 82.8

State Finals History

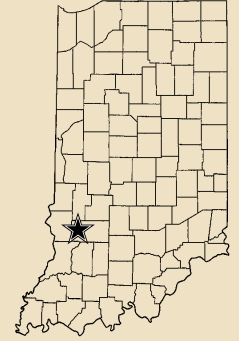
State Champion: 2010 (A)
 Runner-Up: 2012 (2A)
 Appearances: 2010 (A), 2012 (2A), 2013 (2A)



Marvin Rea
 Head Coach
 5th Year (96-41)

Linton-Stockton Miners

Class 2A



Team Facts

Town/City: Linton
 County: Greene
 Superintendent: Nick Karaszia
 Principal: Nathan Moore
 Athletic Director: Charlie Karaszia
 Head Coach: Joey Hart

Assistant Coaches: Noah Hawkins, Joe Hart, Chris Kosiak, Jim Clothier
 Student Managers: Trent Wilkes, Adrena McDonald, Cassidy Clothier
 School Colors: Red, White, and Blue
 Conference: Southwest Indiana
 Enrollment: 349
 Starters Returning From Last Year: 2
 Last Year's Final Won-Loss Record: 12-10

Team Roster & Statistics

LL	Dk	Name	Ht	Gr	Pos	GP	FG-FGA	FG%	3FG%	FT%	APG	RPG	PPG
3	3	Bryant Jackson	6-3	11	G	27	38-92	.413	.378	.826	1.6	3.0	4.7
10	10	Keith Fulk	5-10	12	G	27	47-122	.385	.300	.692	5.1	2.3	4.8
12	12	Drew Witty	5-11	10	G	5	0-2	.000	.000	.000	0.2	0.2	0.0
20	20	Ryan Woodward	5-9	11	G	26	9-42	.214	.227	.667	1.9	0.9	1.6
21	21	Austin Karaszia	6-8	12	C	27	206-293	.703	.363	.818	2.2	8.4	20.4
23	23	Cole Riggleman	5-10	12	G	13	4-11	.363	.333	.600	0.4	0.2	1.1
24	24	Jackson Bohnert	6-4	12	F	25	63-108	.583	.000	.647	1.8	4.3	6.4
25	25	Cody Kocher	6-1	12	G	12	2-14	.142	.083	.500	0.1	0.5	0.5
32	32	Dess Fougerousse	6-5	12	F	27	209-384	.544	.395	.695	4.5	8.4	20.9
33	33	Zac Riddell	6-3	11	F	21	15-27	.555	.000	.556	0.4	1.1	1.5
42	42	Joe Dieball	5-9	9	G	19	7-10	.700	.000	.363	1.0	0.7	0.9
44	44	Beau Eaton	6-1	11	F	16	8-17	.470	.000	.500	0.3	0.5	1.7
50	50	Zach Johnson	6-5	10	C	8	4-8	.500	.000	.800	0.0	0.5	1.5
		Sam Dyar	6-1	12	G	8	7-24	.291	.333	.777	3.0	2.3	3.1

Team Totals / Percentages 76-229 .331 .536 .721 18.9 33.1 63.5

State Finals History

First Appearance



Joey Hart
 Head Coach
 3rd Year (47-25)

Season Results (24-3)

- 11/24 at North Knox W 62-33
- 11/30 at Owen Valley W 58-36
- 12/1 Bloomfield W 61-39
- 12/14 at Shakamak W 72-51
- 12/15 at Sullivan (OT) W 60-55
- 12/27 vs. Sullivan L 51-58
- 12/28 vs. South Vermillion W 78-46
- 12/29 vs. Casey-Westfield (IL) L 64-70
- 1/2 vs. Union (Dugger) W 96-36
- 1/4 vs. Shakamak (2 OT) W 70-62
- 1/5 vs. White River Valley W 56-50
- 1/11 Vincennes Rivet W 56-45
- 1/18 at North Daviess W 36-14
- 1/22 Union (Dugger) W 70-47
- 1/25 at Eastern-Greene W 58-44
- 1/26 at South Knox W 58-49
- 2/9 White River Valley W 52-43
- 2/12 Clay City L 50-53
- 2/15 North Central (Farmersburg) W 87-49
- 2/19 West Vigo W 50-35
- 2/20 Northview W 77-52
- North Knox Sectional**
- 2/27 South Knox W 67-44
- 3/1 North Knox W 69-50
- 3/2 Sullivan W 47-41
- Southridge Regional**
- 3/9 Clarksville W 65-62
- 3/9 Perry Central W 68-63
- Richmond Semi-State**
- 3/16 Speedway (OT) W 76-75



Fort Wayne Concordia Lutheran Cadets

Class 3A



Front Row (left to right): Bailee Buchs, Taylor Miller; Second Row: Megan Grubbs, Kassidy Jones, Veronica Croucher, Jensine Koehlinger, Hunter Kirby, Sydney Senger, Haley Felger, Jacky Fairfield, Molly Martin, Hayley Grover, Sydney Lahmeyer; Third Row: Jessica LeBeau, Hannah Franklin, Austin Harris, Marq Rogers, Brandon Webb, Thomas Starks, Ryan Gross, Reggie Tharp; Fourth Row: Anthony Brewer, Ryan Poor, Briana Harrison, John Kuker, Mitchell Gotsch, Cam Weikert, Angel Harris; Back Row: Josh Bultemeyer, Asst. Coach Andy Whirrett, Asst. Coach Tim Reinking, KiVaun Edwards, Drew Brown, Mitch Paradine, Brian Gremaux, Aric Curry, Paxton Bergdoll, D.J. McCall, Asst. Coach Kevin McGuigan, Asst. Coach Matt Urban, Asst. Coach Eric Kaschinske, Asst. Coach Ron Holmes, Head Coach Josh Eggold, Asst. Coach Rickey Jordan.

Team Roster & Statistics

LI	Dk	Name	Ht	Gr	Pos	GP	FG	FGA	FG%	3FG%	FT%	APG	RPG	PPG
10	10	Reggie Tharp	5-11	9	G	26	7-14	.500	.167	.429	1.2	0.5	1.0	
12	12	D.J. McCall	6-6	11	G	27	165-262	.630	.286	.609	3.0	5.2	17.3	
20	20	Austin Harris	6-4	12	G/F	27	3-7	.429	.417	.500	0.6	0.5	6.6	
21	21	KiVaun Edwards	6-2	11	G	9	1-4	.250	.000	.333	0.0	0.6	0.1	
22	22	Ryan Gross	6-3	12	G	27	51-102	.500	.286	.692	4.3	2.9	5.7	
23	23	Marq Rogers	6-6	12	G	27	60-109	.550	.325	.615	4.6	4.4	8.7	
30	30	Thomas Starks	6-6	12	G	27	96-173	.555	.330	.803	2.4	6.6	12.8	
32	32	Aric Curry	6-5	12	F	25	6-18	.333	.000	.333	0.1	1.1	0.5	
33	33	Brandon Webb	6-3	12	F	27	17-36	.472	.000	.611	0.1	1.4	1.7	
42	42	Brian Gremaux	6-7	12	F	25	113-200	.565	.000	.686	1.0	5.0	10.1	
		Drew Brown	6-0	10	G	0	0-0	.000	.000	.000	0.0	0.0	0.0	
		Paxton Bergdoll	6-6	9	F	0	0-0	.000	.000	.000	0.0	0.0	0.0	
		Cam Weikert	6-0	9	G	0	0-0	.000	.000	.000	0.0	0.0	0.0	
		Mitch Paradine	6-2	9	F	0	0-0	.000	.000	.000	0.0	0.0	0.0	

Team Totals / Percentages 523-932 .561 .336 .652 17.3 29.1 64.9

State Finals History

First Appearance



Josh Eggold
Head Coach
6th Year (79-56)



Team Facts

Town/City: Fort Wayne
County: Allen
Executive Director: Terry Breining
Principal: Mychal Thom
Athletic Director: Dean Doerffler
Asst. Athletic Director: Stephanie Marks
Head Coach: Josh Eggold
Assistant Coaches: Eric Kaschinske, Ron Holmes, Tim Reinking, Rickey Jordan, Anthony Brewer, Kevin McGuigan, Matt Urban, Andy Whirrett
Student Managers: John Kuker, Angel Harris, Ryan Poor, Mitchell Gotsch, Briana Harrison, Josh Bultemeyer
School Colors: Maroon and White
Conference: Summit
Enrollment: 675
Starters Returning From Last Year: 5
Last Year's Final Won-Loss Record: 16-7

Season Results (23-4)

11/21 at Woodlan W 79-50
11/30 at Carroll (Fort Wayne) W 67-61
12/7 at FW Bishop Dwenger W 54-40
12/14 Fort Wayne Bishop Luers W 77-68
12/15 at Lakewood Park Christian W 63-46
12/21 at Leo W 92-74
12/22 Homestead W 55-48
12/26 vs. FW Bishop Dwenger W 69-49
12/27 vs. Fort Wayne Wayne W 61-45
12/28 vs. Fort Wayne Northrop L 62-68
1/4 at Fort Wayne South Side W 74-51
1/5 at FW Blackhawk Christian W 61-42
1/11 Fort Wayne North Side L 58-66
1/18 Fort Wayne Snider L 57-64
1/25 at Fort Wayne Wayne W 61-56
1/26 Fort Wayne Canterbury W 68-51
1/29 at Belmont W 71-47
2/1 at Fort Wayne Northrop W 59-58
2/14 at New Haven W 64-63
2/15 Heritage W 53-43
2/22 Columbia City L 49-54

Garrett Sectional
2/26 FW Bishop Dwenger W 55-40
3/1 Leo W 73-59
3/2 Woodlan W 73-38
Blackford Regional
3/9 Hamilton Heights W 65-49
3/9 Norwell W 67-58
Huntington Semi-State
3/16 Andean (OT) W 68-63

Greensburg Pirates

Class 3A



Front Row (left to right): Collin Rigney, Drew Foster, Tye Fleetwood, Macy Holdsworth, Riley Billieu, Tyler Burcham, Liz Shields (manager); Back Row: Asst. Coach Dave Lawrence, Asst. Coach Jason Simpson, Asst. Coach Scott McIntosh, Bryant McIntosh, Shane Ploeger, Sean Sellers, Ryan Welage, Tom Lawrence, Brad Wilson, Asst. Coach Scott Ferguson, John Sellers (scorekeeper), Asst. Coach Scott Holdsworth, Head Coach Stacy Meyer.

Team Roster & Statistics

LI	Dk	Name	Ht	Gr	Pos	GP	FG	FGA	FG%	3FG%	FT%	APG	RPG	PPG
10	10	Riley Billieu	6-0	12	F	23	13-20	.650	.000	.476	0.2	0.7	1.4	
12	12	Macy Holdsworth	5-11	11	G	26	17-35	.486	.439	.650	3.4	1.5	7.2	
14	14	Colin Rigney	6-0	11	G	26	22-39	.564	.405	.750	1.7	1.4	7.2	
20	20	Tyler Burcham	5-10	11	G	26	19-34	.559	.000	.586	1.5	1.5	2.1	
22	22	Tye Fleetwood	5-11	11	G	22	6-11	.545	.000	.500	0.4	0.3	0.6	
24	24	Shane Ploeger	6-4	12	C	26	33-45	.733	.000	.543	0.2	1.8	3.5	
30	30	Bryant McIntosh	6-3	11	G	26	127-217	.585	.469	.795	7.4	3.9	16.7	
32	32	Ryan Welage	6-8	10	C	26	125-189	.661	.667	.723	0.8	6.3	12.7	
34	34	Sean Sellers	6-7	11	F	26	137-216	.634	.436	.828	1.5	7.0	17.7	
40	40	Drew Foster	6-0	9	G	0	0-0	.000	.000	.000	0.0	0.0	0.0	
42	42	Tom Lawrence	6-6	11	F	22	10-24	.417	.333	.588	0.4	2.0	1.5	
50	50	Brad Wilson	6-3	11	C	18	5-9	.556	.000	.500	0.0	0.3	0.5	

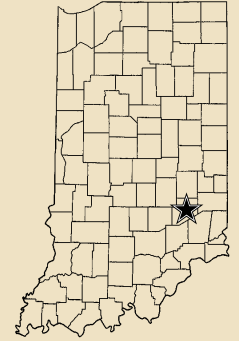
Team Totals / Percentages 516-841 .614 .422 .721 17.7 27.3 71.2

State Finals History

Appearances: 1931, 2013 (3A)



Stacy Meyer
Head Coach
7th Year (116-47)



Team Facts

Town/City: Greensburg
County: Decatur
Superintendent: Tom Hunter
Principal: Phil Chapple
Athletic Director: Bill Edwards
Head Coach: Stacy Meyer
Assistant Coaches: Scott Holdsworth, Jason Simpson, Scott McIntosh, Scott Ferguson, Dave Lawrence
Student Managers: Liz Shields, Spencer Rueff
School Colors: Royal Blue and White
Conference: Eastern Indiana
Enrollment: 647
Starters Returning From Last Year: 4
Last Year's Final Won-Loss Record: 23-1

Season Results (25-1)

11/20 North Decatur W 90-46
11/24 South Dearborn W 74-41
11/30 at Lawrenceburg W 79-47
12/1 Batesville W 58-56
12/7 at East Central W 54-36
12/14 at Jennings County W 79-68
12/15 Franklin County W 81-45
12/21 Hauser W 97-30
12/28 at Indian Creek W 77-62
1/4 Shelbyville W 70-49
1/5 Connersville W 62-27
1/11 at Batesville L 65-72
1/19 at South Decatur W 66-34
1/25 at South Dearborn W 72-44
1/26 Lawrenceburg W 64-31
2/1 Rushville W 68-50
2/2 at Jac-Cen-Del W 80-29
2/7 at Franklin County W 59-41
2/13 at South Ripley W 62-39
2/22 East Central W 63-40

Greensburg Sectional
2/27 South Dearborn W 76-33
3/1 Batesville W 77-65
3/2 Madison W 69-52
Washington Regional
3/9 Evansville Bosse W 82-65
3/9 Brownstown Central W 65-54
Richmond Semi-State
3/16 Mt. Vernon (Fortville) W 62-37



Carmel Greyhounds

Class 4A



Front Row (left to right): Matt Barnhouse (manager), Chuck Albertson (manager), Holten Warriner (manager), Ryan Cline, James Crowley, James Volovic, Michael Volovic, Landon Sinnis, Asst. Coach Francis Ramirez, Asst. Coach Derek Moser, Asst. Coach Asad Sabree; Back Row: Asst. Coach Ryan Osborn, Asst. Coach John Faas, Preston Flamion, Michael Bruns, Liam Duncan, Grant Goodman, Tyler Kwasniewski, Zach McRoberts, Parker Bernhold, Asst. Coach Daniel Cox, Head Coach Scott Heady.

Team Roster & Statistics

Lt.	Dk.	Name	Ht.	Gr.	Pos.	GP	FG-FGA	FG%	3FG%	FT%	APG	RPG	PPG
2	2	Landon Sinnis	5-10	10	G	18	1-2	.500	.000	.000	0.1	0.0	0.1
3	3	Ryan Cline	6-2	10	G	26	77-172	.447	.424	.750	0.9	2.7	9.1
10	10	James Crowley	6-0	12	G	26	145-258	.562	.425	.781	2.7	3.6	15.3
20	20	James Volovic	6-0	12	G	26	56-125	.528	.306	.797	0.8	2.9	6.8
22	22	Zach McRoberts	6-6	11	F	26	98-165	.594	.250	.755	1.2	6.3	10.2
30	30	Michael Bruns	6-2	11	F	26	1-3	.333	.000	.833	0.1	0.1	0.3
31	31	Preston Flamion	6-2	9	G/F	25	0-0	.000	.000	.000	0.0	0.1	0.0
32	32	Michael Volovic	5-9	12	G	26	101-223	.442	.465	.843	4.7	1.8	14.3
33	33	Parker Bernhold	6-1	11	F	26	8-13	.615	.000	.555	0.2	0.8	0.8
34	34	Tyler Kwasniewski	6-7	12	F/C	24	7-10	.700	.000	.800	0.1	0.5	0.8
44	44	Grant Goodman	6-4	12	F/C	26	25-36	.694	.000	.727	0.1	2.4	2.5
50	50	Liam Duncan	6-8	10	C	26	0-2	.000	.000	.000	0.0	0.0	0.0

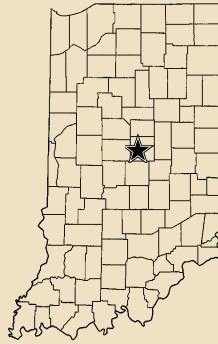
Team Totals / Percentages 365-625 .584 .411 .788 10.9 21.8 60.1

State Finals History

State Champion: 1977, 2012 (4A)
 Runner-Up: 1970
 Appearances: 1925, 1970, 1977, 1993, 2012 (4A), 2013 (4A)



Scott Heady
 Head Coach
 3rd Year (57-19)



Team Facts

Town/City: Carmel
 County: Hamilton
 Superintendent: Dr. Jeff Swensson
 Principal: John Williams
 Athletic Director: Jim Inskoop
 Asst. Athletic Director: Bruce Wolf
 Head Coach: Scott Heady
 Assistant Coaches: John Faas, Daniel Cox, Ryan Osborn, Francis Ramirez, Derek Moser, Asad Sabree
 Student Managers: Chuck Albertson, Matt Barnhouse, Holten Warriner
 Athletic Trainers: Dawn Ellington, Maura Flynn, Steve Schofield
 Student Trainers: Jake Smith, Kyle Yost
 School Colors: Blue and Gold
 Conference: Metropolitan Interscholastic
 Enrollment: 4,611
 Starters Returning From Last Year: 2
 Last Year's Final Won-Loss Record: 23-4

Season Results (24-2)

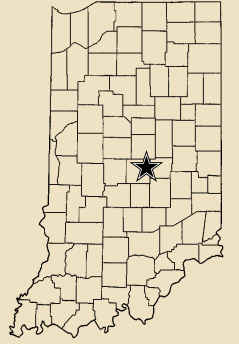
11/21	Brownsburg	W	68-47
11/30	at Noblesville	W	65-55
12/7	at North Central (Indpls.)	W	50-49
12/8	at Decatur Central	W	68-46
12/14	at Fishers	L	57-63
12/21	Marion	W	63-30
12/28	at Avon	W	73-63
1/4	at Center Grove	W	58-53
1/5	Westfield	W	61-38
1/9	Indpls. Cathedral	W	60-54
1/12	Kokomo	W	64-56
1/16	at Pike	W	69-58
1/18	Terre Haute South	W	66-49
1/26	Ben Davis	W	72-44
2/1	at Lawrence North	W	48-43
2/2	Zionsville	W	51-28
2/7	Hamilton Southeastern	L	49-52
2/12	Warren Central	W	54-47
2/15	at Terre Haute North	W	54-40
2/22	Brebeuf Jesuit	W	76-37
Carmel Sectional			
2/26	Zionsville	W	57-38
3/1	Noblesville	W	43-40
3/2	North Central (Indpls.)	W	58-38
Marion Regional			
3/9	Kokomo	W	60-47
3/9	New Haven	W	63-57
Lafayette Jefferson Semi-State			
3/16	Merrillville	W	66-36

Indianapolis Cathedral Fighting Irish

Class 4A



Front Row (left to right): Mo Evans, David Hill, Jalen Coleman, Matt Gregory, Josh Sullen, Jared Thomas, Garrett Hall, Justin Baker; Back Row: Asst. Coach Lance Worland, Asst. Coach Dan Corsaro, Asst. Coach Ryan Sterling, Collin Hartman, Devin Dixon, Collin Barthel, Asst. Coach Kristof Kendrick, Asst. Coach Tim Adams, Head Coach Andy Fagan.



Team Facts

Town/City: Indianapolis
 County: Marion
 President: Stephen Helmich
 Principal: Dave Worland
 Athletic Director: Jim McLinn
 Asst. Athletic Director: Terry Fox
 Head Coach: Andy Fagan
 Assistant Coaches: Tim Adams, Matt Green, Kristof Kendrick
 Student Managers: Timmy McNulty, Jack Fritton, Sean McCormick, Keenan Cox
 School Colors: Old Gold and Navy Blue
 Conference: Independent
 Enrollment: 1,253
 Starters Returning From Last Year: 3
 Last Year's Final Won-Loss Record: 20-4

Season Results (25-5)

11/30	at Warren Central	L	60-61
12/1	at Indpls. Broad Ripple	W	61-45
12/7	Indpls. Arsenal Tech. (OT)	L	64-67
12/15	vs. Ballard (KY)	W	68-63
12/22	at Brebeuf Jesuit	W	68-58
12/28	vs. Jay County	W	53-47
12/28	vs. Indpls. Arsenal Tech.	L	54-60
1/2	Indpls. Northwest	W	82-68
1/5	at Laf. Central Catholic	W	78-48
1/9	at Carmel	L	54-60
1/12	Romulus (MI)	L	73-77
1/15	Indpls. Howe	W	69-43
1/17	Indpls. Shorthridge	W	91-50
1/19	vs. Indpls. Northwest	W	76-54
1/21	at Indpls. Arsenal Tech.	W	67-47
1/26	Franklin Central	W	70-61
1/29	Indpls. Bishop Chatard	W	64-40
2/1	Bowman Academy	W	75-57
2/2	vs. Lake Central	W	72-45
2/7	at Roncalli	W	65-47
2/9	Heritage Christian	W	77-70
2/15	at Ben Davis	W	73-53
2/16	LaPorte LaLumiere	W	70-59
2/21	at Center Grove	W	66-39
Warren Central Sectional			
2/26	Lawrence North	W	64-59
3/1	Roncalli	W	55-43
3/2	Indpls. Arsenal Tech.	W	66-50
Southport Regional			
3/9	Pendleton Heights	W	59-43
3/9	Pike	W	62-57
Seymour Semi-State			
3/16	Jeffersonville	W	74-53


Team Roster & Statistics

Lt.	Dk.	Name	Ht.	Gr.	Pos.	GP	FG-FGA	FG%	3FG%	FT%	APG	RPG	PPG
2	2	Collin Barthel	6-7	11	F	30	54-89	.607	.000	.679	0.7	3.8	4.9
5	5	Jalen Coleman	6-3	10	G	30	77-176	.439	.457	.757	1.1	3.4	14.5
20	20	Josh Sullen	6-4	12	F	30	46-92	.500	.333	.738	0.4	3.9	6.0
23	23	Garrett Hall	6-2	12	G	30	52-112	.464	.327	.687	1.1	3.8	8.8
24	24	Tiernan Cook	5-7	9	G	25	2-5	.400	.375	.692	0.8	0.6	0.9
30	30	Matt Gregory	6-6	11	F	30	7-13	.538	.387	.571	0.1	1.0	1.8
32	32	Jared Thomas	6-4	10	F	30	5-15	.333	.000	.800	0.1	0.5	0.6
33	33	Collin Hartman	6-6	12	F	23	62-124	.500	.375	.737	1.4	5.3	12.1
34	34	Omari Robinson	6-1	10	G	25	0-0	.000	.000	.250	0.0	0.0	0.0
40	40	Devin Dixon	6-8	12	F	29	45-74	.608	.000	.347	0.4	2.6	3.7

Team Totals / Percentages 348-856 .406 .371 .719 11.2 26.7 64.6

State Finals History

State Champion: 1998 (3A)
 Appearances: 1982, 1998 (3A), 2013 (4A)



Andy Fagan
 Head Coach
 3rd Year (62-13)