



Indiana High School Athletic Association, Inc.
9150 N. Meridian Street, P.O. Box 40650, Indianapolis, Indiana 46240-0650

Phone: (317) 846-6601 FAX: (317) 575-4244 www.ihsaa.org

NEWS RELEASE

Live Television Coverage

Each state championship game will be carried live by the following affiliates of the IHSAA Champions Television Network:

- Clarksville, "Indiana's 9" WNDA-9
- Evansville, "News 25" WEHT-25
- Fort Wayne, "Indiana's NewsCenter" WISE-18
- Indianapolis, "Indiana's 4" WTTV-4
- Merrillville, "Lakeshore Public Television" WYIN-56
- South Bend, WHME-46

Tune into the webcast at IHSAAtv.org

Live television coverage of each state championship game will be streamed on-line at www.ihsaatv.org and available to anyone, anywhere.

Broadcast Talent

Class A

Jerry Baker, Play-by-Play
Mark Herrmann, Color Analyst
Jeremiah Johnson, Sideline Reporter

Class 2A

Mark Jaynes, Play-by-Play
Lance Scheib, Color Analyst
Greg Rakestraw, Sideline Reporter

Class 3A

Kevin Lee, Play-by-Play
Dick Dullaghan, Color Analyst
Jeremiah Johnson, Sideline Reporter

Class 4A

Jerry Baker, Play-by-Play
Mark Herrmann, Color Analyst
Matt Taylor, Sideline Reporter

Class 5A

Jerry Baker, Play-by-Play
Mark Herrmann, Color Analyst
Jeremiah Johnson, Sideline Reporter



The 39th Annual IHSAA Football State Finals presented by the Indianapolis Colts November 25-26, 2011 Lucas Oil Stadium, Indianapolis, Ind.

Friday, November 25, 2011

Class A | Lafayette Central Catholic (14-0) vs. Indianapolis Scecina (11-3) | **3:30 pm ET**
Class 2A | Fort Wayne Bishop Luers (12-1) vs. Evansville Mater Dei (13-1) | **7 pm ET**

Saturday, November 26, 2011

Class 3A | South Bend St. Joseph's (12-2) vs. Indianapolis Bishop Chatard (12-2) | **Noon ET**
Class 4A | South Bend Washington (11-3) vs. Indianapolis Cathedral (11-3) | **3:30 pm ET**
Class 5A | Penn (14-0) vs. Carmel (13-1) | **7:05 pm ET**

TICKETS: \$15.00 per day; All seats are general admission. Single day tickets may be purchased at participating schools the week of the state finals. Contact schools for ticket distribution hours. Tickets also will be available game day at the Lucas Oil Stadium Ticket Office located on the southeast side of the venue at street level nearest Capitol Avenue.

GATES OPEN: Lucas Oil Stadium will open its gates to fans beginning one hour prior to kickoff of the first game each day. On Friday, gates will open at 2:30 pm ET and on Saturday at 11 am ET.

TELEVISION: All five state championship games will be broadcast live throughout the state on the IHSAA Champions Television Network. A list of channels and markets are listed to the left.

WEBCAST: All five state championship games will be webcast in live audio and video and available around the globe at www.IHSAAtv.org.

RADIO: The IHSAA / Methodist Sports Medicine Championship Radio Network will broadcast all five games to affiliates statewide. A list of markets and frequencies is available on the next page. A detailed list of which games each affiliate will carry will be posted to www.ihsaa.org this week.

DRIVING DIRECTIONS & PARKING: www.icclos.com

SOUVENIR PROGRAMS: Complimentary copies of the official souvenir program may be obtained at each entrance gate to Lucas Oil Stadium.



The IHSAA State Football
Tournament is proudly
presented by the
Indianapolis Colts.

IHSAA Champions Radio Network

The network affiliates listed below will carry one or more of the five state championship games. Check ihsaa.org this week for further details.

	Play-by-Play	Color Analyst
1A	Brandon Gaudin	Matt Surface
2A	Kevin Lee	Matt Surface
3A	Mark Jaynes	Lance Scheib
4A	Greg Rakestraw	Dick Dullaghan
5A	Matt Taylor	Dick Dullaghan

Sideline Reporter: Matt Taylor (1A, 2A, 3A); Mark Jaynes (4A, 5A)



City	Call Letters	Frequency
Anderson	WHBU	1240 AM
Austin	WXKU	92.7 FM
Batesville	WRBI	103.9 FM
Berne	WZBD	92.7 FM
Boonville	WBNI	1540 AM
Centerville	WHON	930 AM
Crawfordsville	WCDQ	106.3 FM
Crawfordsville	WIMC	103.9 FM
Evansville	WGFB	1280 AM
Gary	WLTH	1370 AM
Greencastle	WREB	94.3 FM
Hardinsburg	WKLO	96.9 FM
Huntingburg	WBDC	100.9 FM
Indianapolis	WFNI	1070 AM
Jasper	WITZ	104.7 FM
Jasper	WQKZ	98.5 FM
Loogootee	WRZR	94.5 FM
Madison	WORX	96.7 FM
Madison	WXGO	1270 AM
Michigan City	WEFM	95.9 FM
Michigan City	WIMS	1420 AM
Mt. Vernon	WRCY	1590 AM
Muncie	WXFN	1340 AM
New Albany	WNDA	1570 AM
New Castle	WLTJ	1550 AM
Oxford	WIBN	98.1 FM
Paoli	WUME	95.3 FM
Plymouth	WTCA	1050 AM
Portland	WPGW	1440 AM
Portland	WPGW	100.9 FM
Rensselaer	WLQJ	92.7 FM
Richmond	WKBV	1490 AM
Rochester	WROI	92.1 FM
Santa Claus	WAXL	103.3 FM
Shelbyville	WSVX	96.5 FM
Shelbyville	WSVX	1520 AM
Warsaw	WRSW	1480 AM
Washington	WAMW	107.9 FM
Winchester	WZZY	98.3 FM

State Finals Media Information

Bobby Cox, Commissioner
Robert Faulkens, Assistant Commissioner/Tournament Administrator
Jason Wille, Sports Information Director, jwille@ihsaa.org
Chris Kaufman, Communications Director, ckaufman@ihsaa.org
Toni Polizzi, Communications Assistant, tpolizzi@ihsaa.org
Travis King, Intern, tking@ihsaa.org
 Main Office Phone: 317-846-6601

CREDENTIALS: For media outlets intending to cover the football state finals, please apply for credentials (with name of individual(s) applying) through IHSAA Sports Information Director Jason Wille at jwille@ihsaa.org. Requests MUST originate from a recognized business account; e-mails from personal accounts (ie: yahoo.com, aol.com, gmail.com, etc.) will not be accepted. The deadline for requests is 4 pm ET / 3 pm CT on Wednesday, Nov. 23. Credentials will not be granted after that time. Please note that the football state finals require a specific credential. Any passes issued previously will not allow admission to this event. Approved requests will be available at media will-call located inside the northwest entrance to Lucas Oil Stadium nearest the corner of Missouri and South streets on game day. Credentials will not be mailed.

MEDIA PARKING: There is no designated parking area for media for this event though there are numerous parking options within short walking distance of the stadium. For a map, visit http://www.icclos.com/Maps_and_Parking/

MEDIA WILL-CALL/ENTRANCE: Approved credential requests will be available for pickup at media will-call at Lucas Oil Stadium on either game day. Media will-call will be located inside the northwest entrance to the stadium nearest the corner of Missouri and South streets. Credentials may be claimed beginning at 1 pm ET on Friday and 9:30 am ET on Saturday. Please have identification available and be prepared to have bags and equipment checked by security officials. From that location, you may take the adjacent elevators to the press box or field level.

SEAT ASSIGNMENTS: Except where permanent lines have been installed for those that have ordered them, an open seating policy will be used in the press box. Specific booth/seating assignments for television, radio and internet broadcasters will be posted in the press box.

BROADCAST PHONE LINES: Those requiring phone line installation should contact Ira Maher at three-sixty group for an order form as soon as possible. Maher may be reached at 317-633-1456 or via e-mail at ira@360grouponline.com or you may order directly on-line at <http://www.icclos.com>.

WIRELESS INTERNET: Wirele++ss internet access is available in the Lucas Oil Stadium press box through the facility service provider Smart City for a fee of \$14.95 per 24 hours and payable by credit card.

HIGH-SPEED BROADBAND: For media seeking a higher-speed connection or alternative services at Lucas Oil Stadium, please make arrangements in advance by contacting Dennis O'Gara of Smart City at 317-262-4600.

TEAM BENCH AREA: All credentialed media will have access to the field level. However, we solicit cooperation in keeping the sidelines as clean as possible during the games. The defined team bench area between the 30-yard lines is a restricted area for the teams only. Your cooperation is appreciated. During the games, all media personnel must observe the field markings and work behind the **white-painted** area that is approximately two yards wide around the perimeter of the field on the sides and in the end zones. Photographers may work from the end zone to the 30-yard-line at each end of the field from either sideline.

LIVE TELEVISION CUT-INS: Spot news reports showing live game action are prohibited. Stand-up reports for newscasts are permitted from inside the stadium provided that no live action is shown.

POST-GAME GUIDELINES: Due to contractual obligations, the IHSAA Television and Radio network personnel will have priority in conducting interviews with coaches and players on the field immediately following each game. If time permits before the awards ceremony, additional interviews may be conducted with the assistance of IHSAA media stewards. Otherwise, all interviews will be conducted off the field following the awards ceremony and team photograph session. We solicit your continued cooperation with this policy in order to continue on-the-field post-game access in the future. The post-game ceremonies order will be as follows:

- Mental Attitude Award presentation
- Runner-Up medals and trophy presentation
- Championship medals and trophy presentation
- Team Photographs by Visual Sports Network

HOSPITALITY: The IHSAA will provide a hospitality area with food and drinks on Friday and Saturday in the press box for all credentialed media personnel.

GAME DAY WEBSITE / TWITTER UPDATES: Scores will be updated at the end of each quarter of play on the IHSAA website at www.ihsaa.org. Final box scores, play-by-play along with a recap will be posted as soon as possible after the conclusion of each championship game. Also follow us on Twitter: [@IHSAA1](https://twitter.com/IHSAA1).

NO CHILDREN, PLEASE – With the exception of high school students representing their school's newspaper, yearbook, radio or television station, and who have a team participating, no young people or children will be issued media credentials or be allowed in the working media area.



The IHSAA State Football Tournament is proudly presented by the Indianapolis Colts.

State Leaders (Team)

Information courtesy of John Harrell's Indiana High School Football website

POINTS SCORED PER GAME

1. Linton	51.14
2. Homestead	50.91
3. Fountain Cent.	50.20
4. Eastbrook	45.40
5. Lafayette CC	44.86
6. North Putnam	44.17
7. Warren Central	43.50
8. Brownstown	43.10
9. Columbus East	42.57
10. Castle	42.25
11. FW Luers	41.85
12. Ev. Mater Dei	41.79
13. Eastern (Howard)	41.50
14. Indpls. Ritter	41.18
15. Charlestown	40.91
16. Western	40.75
17. Carmel	40.29
18. Kokomo	40.25
19. Lawr. Central	40.00
20. Wheeler	39.92
21. N. Cent. (Farm.)	39.90
22. Floyd Central	39.55
23. Attica	39.40
24. Glenn	39.36
25. Andrean	39.10
26. Paoli	39.00
Rockville	39.00
28. Hamilton SE	38.92
29. Bremen	38.79
30. Speedway	38.40
31. Pioneer	38.20
32. South Putnam	38.08
33. Hamilton Hts.	37.92
34. Shenandoah	37.75
35. Sheridan	37.50
36. Pendleton Hts.	37.31
37. Leo	37.00
38. Heritage Chr. Lakeland	36.73
40. Marion	36.55
41. Ben Davis	36.46
42. Griffith	36.17
43. Corydon	35.93
44. Northwestern	35.83
45. East Chicago	35.82
46. Indpls. Chatard	35.71
47. Greencastle	35.50
48. FW Snider	35.29
49. Lake Central	35.20
50. Hammond	35.18

Among Class 5A Teams

4. Carmel	40.29
-- Penn	32.40

Among Class 4A Teams

8. Indpls. Cathedral	34.57
-- SB Washington	28.40

Among Class 3A Teams

9. Indpls. Chatard	35.71
-- SB St. Joseph's	25.40

Among Class 2A Teams

3. FW Luers	41.85
4. Ev. Mater Dei	41.79

Among Class A Teams

2. Lafayette CC	44.86
-- Indpls. Scecina	31.10

POINTS ALLOWED PER GAME

1. Lafayette CC	6.36
2. Wheeler	7.38
3. Heritage Hills	7.92
4. West Lafayette	8.71
5. Andrean	9.20
6. Linton	9.64
7. Shenandoah	10.08
8. Penn	10.43
9. Indpls. Chatard	11.21
10. East Central	11.27
11. Leo	11.29
12. Wawasee	11.40
13. Carmel	11.64
SB St. Joseph's	11.64
15. Crown Point	11.85
16. New Palestine	12.17
17. Pendleton Hts.	12.54
18. Jimtown	12.69
19. North Putnam	12.75
20. Concord	12.83
21. NorthWood	12.85
22. Western Boone	13.45
23. Glenn	13.55
24. Churubusco	13.58
25. Fountain Cent.	13.90
26. Bremen	13.93
27. Centerville	14.00
Indpls. Roncalli	14.00
Lake Central	14.00
30. Hamilton Hts.	14.17
31. FW Luers	14.38
32. Greencastle	14.40
33. Western	14.67
34. Lakeland	14.82
35. SB Washington	15.00
36. Paoli	15.08
37. Pioneer	15.20
38. Jasper	15.27
39. Cass	15.33
40. North Posey	15.40
41. Southridge	15.50
42. Northview	15.70
43. Castle	15.83
44. Ev. Mater Dei	15.86
45. Hamm. Morton	15.92
46. Hamilton SE	16.08
47. South Adams	16.08
48. Griffith	16.17
49. Munster	16.40
50. Indpls. Cathedral	16.50
Mish. Marian	16.50

Among Class 5A Teams

1. Penn	10.43
2. Carmel	11.64

Among Class 4A Teams

9. SB Washington	15.00
-- Indpls. Cathedral	16.50

Among Class 3A Teams

3. Indpls. Chatard	11.21
4. SB St. Joseph's	11.64

Among Class 2A Teams

9. FW Luers	14.38
-- Ev. Mater Dei	15.86

Among Class A Teams

1. Lafayette CC	6.36
6. Indpls. Scecina	16.64

AVERAGE MARGIN OF VICTORY

1. Linton	41.50
2. Lafayette CC	38.50
3. Fountain Cent.	36.30
4. Homestead	34.18
5. Wheeler	32.54
6. North Putnam	31.42
7. Andrean	29.90
8. Eastbrook	28.80
9. Carmel	28.64
10. Shenandoah	27.67
11. FW Luers	27.46
12. Warren Central	26.67
13. Heritage Hills	26.50
14. Castle	26.42
15. Western	26.08
16. Ev. Mater Dei	25.93
17. Glenn	25.82
18. Leo	25.71
19. Bremen	24.86
20. Pendleton Hts.	24.77
21. Indpls. Chatard	24.50
22. Paoli	23.92
23. Hamilton Hts.	23.75
24. Indpls. Ritter	23.18
25. Lawr. Central	23.09
26. Pioneer	23.00
27. Hamilton SE	22.85
28. West Lafayette	22.36
29. Attica	22.20
30. New Palestine	22.08
31. Columbus East	22.07
32. Penn	22.00
33. Lakeland	21.91
34. Brownstown	21.50
35. Lake Central	21.20
36. Greencastle	21.10
37. Charlestown	20.91
East Central	20.91
39. South Putnam	20.62
40. Churubusco	20.58
41. N. Cent. (Farm.)	20.50
Rockville	20.50
43. Griffith	20.00
Sheridan	20.00
45. Western Boone	19.82
46. Jimtown	19.31
47. Kokomo	19.25
48. Indpls. Cathedral	18.07
49. Speedway	17.70
50. Eastern (Howard)	17.60
North Posey	17.60

Among Class 5A Teams

2. Carmel	28.64
7. Penn	22.00

Among Class 4A Teams

7. Indpls. Cathedral	18.07
9. SB Washington	13.36

Among Class 3A Teams

5. Indpls. Chatard	24.50
-- SB St. Joseph's	13.80

Among Class 2A Teams

6. FW Luers	27.46
7. Ev. Mater Dei	25.93

Among Class A Teams

2. Lafayette CC	38.50
-- Indpls. Scecina	14.50

Class A State Finalist Team Notes

Twenty years after its last title, Indianapolis Scecina steps up to challenge top-ranked Lafayette Central Catholic's historic run.

Lafayette Central Catholic Knights

- Ranked #1 in both Associated Press and State Coaches polls.
- Lafayette Central Catholic playing for third consecutive Class A state championship (fifth overall) and would become second Class A school to do so (Sheridan 2005, 2006, 2007).
- Would become first school to finish three consecutive undefeated seasons since the state tournament began in 1973.
- Currently tied for second place in Indiana history with 44 consecutive victories. A win on Friday would move it all alone into second place in Indiana history. Team's last loss was a 34-28 setback to Sheridan in the sectional semifinals on Oct. 31, 2008.

All-Time Overall Win Streaks

60: Bloomington, 1967-73

44: Lafayette Central Catholic, 2009-11

44: Sheridan, 2005-08

39: Gary Emerson, 1920-25

37: Eastern (Greentown), 1961-65

- Defeated three ranked teams during the tournament: at No. 2 Pioneer, 47-6, in the sectional opener, at No. 8 South Newton, 54-0 in the regional, and No. 6 Sheridan, 17-0 in the semi-state.
- One of two undefeated teams in this year's state finals (Penn).
- One of two teams to play in each of the last three state finals (Fort Wayne Bishop Luers) and one of five to return from last year's championship games (Fort Wayne Bishop Luers, Indianapolis Bishop Chatard, South Bend St. Joseph's, Indianapolis Cathedral).
- Attempting to become sixth consecutive undefeated Class A state champion.
- Team ranks fifth in state in points per game (44.9), first in points allowed (6.4) and second in margin of victory (38.5).
- Shut out last two tournament opponents and hasn't given up more than eight points during the tournament. Only one team scored more than two touchdowns on the Knights this season (2A Guerin Catholic on Aug. 27).
- Champions of the Hoosier Conference with 6-0 record.

Football State Tournament History

State Champion: **(4)** 1976 (A), 1999 (A), 2009 (A), 2010 (A)

State Runner-Up: None

Semi-State Championships: **(4)** 1999 (A), 2009 (A), 2010 (A), 2011 (A)

Regional Championships: **(5)** 1976 (A), 1999 (A), 2009 (A), 2010 (A), 2011 (A)

Sectional Championships: **(7)** 1976 (A), 1989 (A), 1999 (A), 2005 (A), 2009 (A), 2010 (A), 2011 (A)

School's IHSAA State Championship History (14)

Baseball: **(5)** 2004 (A), 2007 (A), 2009 (A), 2010 (A), 2011 (A)

Boys Basketball: **(3)** 1998 (A), 2000 (A), 2003 (A)

Girls Basketball: **(1)** 2006 (A)

Football: **(4)** 1976 (A), 1999 (A), 2009 (A), 2010 (A)

Volleyball: **(1)** 2010 (A)

Indianapolis Scecina Crusaders

- Tied for #6 in the State Coaches polls; unranked by Associated Press.
- Indianapolis Scecina playing in first state championship game since winning back-to-back 2A titles in 1990 and 1991. Both of those teams were coached by current leader Ott Hurrle.
- Defeated No. 3 Linton-Stockton, 17-0, in Friday's semi-state, holding a team scoreless that was leading the state at 55.0 points per game.
- Defeated Northeastern, 49-0, to win its first sectional championship in nine years on Nov. 4.
- Offense has scored 35 or more points in five of last six games.
- Team has outscored five tournament opponents, 183-38.
- Defense has held opponents to eight points or less in five of last six games.
- Head coach Ott Hurrle is in his 20th year at the school with 130-103 record and 131-112 in 22 years overall.
- Finished tied for third with 4-2 record in Indiana Crossroads Conference this season.

Football State Tournament History

State Champion: **(2)** 1990 (2A), 1991 (2A)

State Runner-Up: None

Semi-State Championships: **(3)** 1990 (2A), 1991 (2A), 2011 (A)

Regional Championships: **(5)** 1990 (2A), 1991 (2A), 1994 (2A), 2002 (2A), 2011 (A)

Sectional Championships: **(6)** 1990 (2A), 1991 (2A), 1994 (2A), 2000 (2A), 2002 (2A), 2011 (A)

School's IHSAA State Championship History (3)

Football: **(2)** 1990 (2A), 1991 (2A)

Softball: **(1)** 2007 (2A)

Class 2A State Finalist Team Notes

Past history might indicate Fort Wayne Bishop Luers and Evansville Mater Dei will put up plenty of points.

Fort Wayne Bishop Luers Knights

- Ranked #1 in both Associated Press and State Coaches polls.
- Bishop Luers looking for third consecutive 2A state championship and record-tying 10th overall in state history (3A finalist Indianapolis Bishop Chatard leads with 10).
Most Football State Championships
10: Indianapolis Bishop Chatard
9: Fort Wayne Bishop Luers
9: Sheridan
- Knights making record 14th state championship game appearance (all in 2A) (9-4 in those games) and seventh trip since 2000.
- With a victory, head coach Matt Lindsay would tie Sheridan coach Larry "Bud" Wright with his ninth state championship. Lindsay is 226-97 in 25 years at Bishop Luers.
Coaches with Most State Championships
9: Larry "Bud" Wright, Sheridan
8: Dick Dullaghan, Carmel, Ben Davis
8: Matt Lindsay, Fort Wayne Bishop Luers
- Team ranks 11th in state in scoring at 41.9 ppg and in margin of victory at 27.5 ppg.
- Scored 34 or more points in all five state tournament games.
- Defeated two ranked teams during the tournament trail: def. No. 6 Churubusco, 34-7 in the sectional championship on Nov. 4 and No. 4 Bremen, 35-21 for the semi-state title last Friday.
- One of two teams to play in each of the last three state finals (Lafayette Central Catholic) and one of five to return from last year's championship games (Lafayette Central Catholic, Indianapolis Bishop Chatard, South Bend St. Joseph's, Indianapolis Cathedral).
- Shared Summit Athletic Conference championship with Fort Wayne North Side with a 6-1 record.

Football State Tournament History

State Champion: **(9)** 1985 (2A), 1989 (2A), 1992 (2A), 1999 (2A), 2001 (2A), 2002 (2A), 2007 (2A), 2009 (2A), 2010 (2A)
State Runner-Up: **(4)** 1983 (2A), 1991 (2A), 1996 (2A), 2000 (2A)
Semi-State Championships: **(14)** 1983 (2A), 1985 (2A), 1989 (2A), 1991 (2A), 1992 (2A), 1996 (2A), 1999 (2A), 2000 (2A), 2001 (2A), 2002 (2A), 2007 (2A), 2009 (2A), 2010 (2A), 2011 (2A)
Regional Championships: **(16)** 1983 (2A), 1985 (2A), 1986 (2A), 1989 (2A), 1991 (2A), 1992 (2A), 1993 (2A), 1996 (2A), 1999 (2A), 2000 (2A), 2001 (2A), 2002 (2A), 2007 (2A), 2009 (2A), 2010 (2A), 2011 (2A)
Sectional Championships: **(20)** 1983 (2A), 1984 (2A), 1985 (2A), 1986 (2A), 1987 (2A), 1989 (2A), 1990 (2A), 1991 (2A), 1992 (2A), 1993 (2A), 1996 (2A), 1999 (2A), 2000 (2A), 2001 (2A), 2002 (2A), 2005 (3A), 2007 (2A), 2009 (2A), 2010 (2A), 2011 (2A)

School's IHSAA State Championship History (18)

Baseball: **(1)** 2008 (2A)
Boys Basketball: **(2)** 2008 (2A), 2009 (2A)
Girls Basketball: **(6)** 1999 (2A), 2000 (2A), 2001 (2A); 2002 (3A), 2006 (3A), 2011 (2A)
Football: **(9)** 1985 (2A), 1989 (2A), 1992 (2A), 1999 (2A), 2001 (2A), 2002 (2A), 2007 (2A), 2009 (2A), 2010 (2A)

Evansville Mater Dei Wildcats

- Ranked #4 by the Associated Press and #5 in the State Coaches poll.
- Evansville Mater Dei advances to its first state championship game in 10 years and fourth overall.
- Mater Dei and Bishop Luers last tangled in the 2A state championship games of 2000 and 2001, two of the most high-scoring affairs in state finals history. Mater Dei won, 56-10, in 2000 while Luers won 57-29, in 2001.
- Team ranks 12th in state in points per game at 41.8 ppg and 16th in margin of victory at 25.9.
- Defeated one ranked team during state tournament: at No. 10 North Posey, 45-20 in the sectional opener on Oct. 21.
- Head coach Mike Goebel has led Mater Dei teams to 13 state championships, including a state record 12 in wrestling. His total is the fourth-most in IHSAA history by a coach. He was an assistant coach with Wildcats' 1994 runner-up team and is 147-45 in 15th year as head coach.
- Wildcats finished second in Southern Indiana Athletic Conference with 6-1 record. Team's only blemish this season was a 51-48 double overtime home loss to 5A rival Castle.

Football State Tournament History

State Champion: **(1)** 2000 (2A)
State Runner-Up: **(2)** 1994 (2A), 2001 (2A)
Semi-State Championships: **(4)** 1994 (2A), 2000 (2A), 2001 (2A), 2011 (2A)
Regional Championships: **(10)** 1983 (2A), 1989 (2A), 1990 (2A), 1994 (2A), 1999 (2A), 2000 (2A), 2001 (2A), 2006 (3A), 2010 (2A), 2011 (2A)
Sectional Championships: **(16)** 1983 (2A), 1984 (2A), 1987 (2A), 1989 (2A), 1990 (2A), 1993 (2A), 1994 (2A), 1997 (2A), 1998 (2A), 1999 (2A), 2000 (2A), 2001 (2A), 2006 (3A), 2009 (2A), 2010 (2A), 2011 (2A)

School's IHSAA State Championship History (15)

Baseball: **(1)** 1999 (2A)
Boys Basketball: **(1)** 2004 (3A)
Football: **(1)** 2000 (2A)
Wrestling: **(12)** 1986, 1995, 1996, 1997, 1998, 1999, 2000, 2001, 2002, 2003, 2006, 2007

Class 3A State Finalist Team Notes

Indianapolis Bishop Chatard and South Bend St. Joseph's meet for the third time in five years and a rematch from 2010.

South Bend St. Joseph's Indians

- Ranked #4 in the State Coaches poll and #6 by the Associated Press.
- St. Joseph's making third appearance in five years in 3A title game, each time playing Bishop Chatard including last year's 28-14 loss.
- Indians are seeking school's second football state title (1995 3A).
- One of three Northern Indiana Conference teams playing in this year's state finals (Penn, South Bend Washington). Last time three or more teams from the same conference advanced to this level was 2002 (Fort Wayne Snider, Bishop Dwenger, Bishop Luers of the Summit Athletic Conference).
- Team ranks 13th in state in points allowed at 11.6 ppg.
- Defeated three consecutive ranked opponents: No. 5 Mishawaka Marian, 21-0 in the sectional championship; at No. 8 Jimtown, 21-0 for the regional crown and; No. 3 West Lafayette, 21-3 in the semi-state last Friday.
- One of five teams to return from last year's championship games (Lafayette Central Catholic, Fort Wayne Bishop Luers, Indianapolis Bishop Chatard, Indianapolis Cathedral).
- Ben Downey has guided the Indians to consecutive state championship game appearances in his first two seasons as head coach and accumulated a 22-7 record.
- St. Joseph's tied for second in the Northern Indiana Conference this season with a 4-2 record. One of its two losses this season was the 5A finalist Penn during conference play.

Football State Tournament History

State Champion: **(1)** 1995 (3A)

State Runner-Up: **(2)** 2007 (3A), 2010 (3A)

Semi-State Championships: **(4)** 1995 (3A), 2007 (3A), 2010 (3A), 2011 (3A)

Regional Championships: **(6)** 1983 (3A), 1990 (3A), 1995 (3A), 2007 (3A), 2010 (3A), 2011 (3A)

Sectional Championships: **(9)** 1976 (3A), 1983 (3A), 1990 (3A), 1994 (3A), 1995 (3A), 2002 (3A), 2007 (3A), 2010 (3A), 2011 (3A)

School's IHSAA State Championship History (8)

Girls Basketball: **(1)** 2005 (3A)

Football: **(1)** 1995 (3A)

Girls Soccer: **(2)** 1998, 2010

Boys Soccer: **(1)** 2003

Girls Tennis: **(2)** 1975, 2010

Volleyball: **(1)** 1972

Indianapolis Bishop Chatard Trojans

- Ranked #1 in both Associated Press and State Coaches polls.
- Bishop Chatard back to defend its Class 3A championship from a year ago and will face South Bend St. Joseph's in a rematch of 2010. It's the third straight time the two schools have squared off in the state championship game (2007).
- Bishop Chatard chasing a state-leading 11th championship in football including seventh in last 11 years.
- **Most Football State Championships**
10: Indianapolis Bishop Chatard
9: Fort Wayne Bishop Luers
9: Sheridan
- Trojans are 10-1 in state championship games.
- Coach Vince Lorenzano has led Trojans to their last four state titles and will be coaching in his eighth state title game.
- Lorenzano is one of 12 coaches to appear in a state championship game with two different schools (Ritter in 1991 and 1992).
- One of five teams to return from last year's championship games (Lafayette Central Catholic, Fort Wayne Bishop Luers, South Bend St. Joseph's, Indianapolis Cathedral).
- Team ranks ninth in the state in points allowed at 11.2 ppg and fifth among 3A teams in margin of victory at 24.5 ppg.
- St. Joseph's is the first top 10 team that Bishop Chatard will face this tournament. One of Chatard's two season blemishes was a 21-14 loss to 4A finalist Indianapolis Cathedral on Sept. 10.

Football State Tournament History

State Champion: **(10)** 1983 (2A), 1984 (2A), 1997 (3A), 1998 (3A), 2001 (3A), 2002 (3A), 2003 (3A), 2006 (3A), 2007 (3A), 2010 (3A)

State Runner-Up: **(1)** 2005 (3A)

Semi-State Championships: **(12)** 1983 (2A), 1984 (2A), 1997 (3A), 1998 (3A), 2001 (3A), 2002 (3A), 2003 (3A), 2005 (3A), 2006 (3A), 2007 (3A), 2010 (3A), 2011 (3A)

Regional Championships: **(16)** 1983 (2A), 1984 (2A), 1986 (4A), 1997 (3A), 1998 (3A), 2001 (3A), 2002 (3A), 2003 (3A), 2004 (3A), 2005 (3A), 2006 (3A), 2007 (3A), 2008 (3A), 2009 (3A), 2010 (3A), 2011 (3A)

Sectional Championships: **(22)** 1979 (3A), 1982 (3A), 1983 (2A), 1984 (2A), 1985 (4A), 1986 (4A), 1990 (3A), 1995 (2A), 1996 (2A), 1997 (3A), 1998 (3A), 2001 (3A), 2002 (3A), 2003 (3A), 2004 (3A), 2005 (3A), 2006 (3A), 2007 (3A), 2008 (3A), 2009 (3A), 2010 (3A), 2011 (3A)

School's IHSAA State Championship History (12)

Boys Basketball: **(1)** 2003 (3A)

Football: **(10)** 1983 (2A), 1984 (2A), 1997 (3A), 1998 (3A), 2001 (3A), 2002 (3A), 2003 (3A), 2006 (3A), 2007 (3A), 2010 (3A)

Volleyball: **(1)** 2004 (3A)

Class 4A State Finalist Team Notes

These two schools started it all back in the 1973 big-school state championship game.

South Bend Washington Panthers

- Ranked #9 by the Associated Press and unranked in the State Coaches poll.
- South Bend Washington making first appearance in state championship game since 1973, the very first year of the state tournament. The Panthers defeated Saturday's opponent, Indianapolis Cathedral, 19-13, in the 3A final at South Bend's School Field. Class 3A was the largest class at the time.
- Washington is the only South Bend public school to ever play in a football state championship game.
- One of three Northern Indiana Conference teams playing in this year's state finals (Penn, South Bend St. Joseph's). Last time three or more teams from the same conference advanced to this level was 2002 (Fort Wayne Snider, Bishop Dwenger, Bishop Luers of the Summit Athletic Conference).
- Team ranks ninth among 4A teams in points allowed (15.0 ppg) and margin of victory (13.4 ppg).
- Defeated two straight top five opponents: won at No. 5 Hammond Morton, 33-20, in the regional final and at No. 4 Leo, 13-3 for the semi-state crown.
- Washington tied for second in the Northern Indiana Conference this season with a 4-2 record. One of its three season losses came to 5A finalist Penn.
- Senior wide receiver Gehrig Dieter opened the season with three straight games of 300+ yards receiving capped by a national high school record 437 yards (11 rec, 3 TD) in the Panthers' 63-10 victory over Elkhart Central on Sept. 2. Dieter's total surpassed the 421 yards amassed by J.D. Felice of Rose Bud, Ark., in 2008. Dieter had set the state record in the season opener against Bloomington North with 373 yards (8 rec., 5 TD) and then picked up 346 yards (11 rec., 3 TD) vs. Michigan City in Week 2.

Football State Tournament History

State Champion: **(1)** 1973 (3A)

State Runner-Up: None.

Semi-State Championships: **(1)** 2011 (4A)

Regional Championships: **(1)** 2011 (4A)

Sectional Championships: **(2)** 1977 (3A), 2011 (4A)

* Note: Sectionals were first used as part of the state tournament in 1975.

School's IHSAA State Championship History (2)

Girls Basketball: **(1)** 2007 (4A)

Football: **(1)** 1973 (3A)

Indianapolis Cathedral Fighting Irish

- Ranked #1 by the State Coaches Association and #2 by the Associated Press.
- Indianapolis Cathedral returns to defend its 4A state championship from a year ago. School is making its fourth appearance in last six years. Fighting Irish haven't lost a state championship game in last seven trips.
- Cathedral will be playing for the school's ninth state championship on Saturday.
Most Football State Championships
10: Indianapolis Bishop Chatard
9: Fort Wayne Bishop Luers
9: Sheridan
8: Indianapolis Cathedral
8: Roncalli
- With a Cathedral victory, head coach Rick Streiff would join four other coaches with at least seven state titles.
Coaches with Most State Championships
9: Larry "Bud" Wright, Sheridan
8: Dick Dullaghan, Carmel, Ben Davis
8: Matt Lindsay, Fort Wayne Bishop Luers
6: Bruce Scifres, Roncalli
6: Rick Streiff, Indianapolis Cathedral
- One of five teams to return from last year's championship games (Lafayette Central Catholic, Fort Wayne Bishop Luers, Indianapolis Bishop Chatard, South Bend St. Joseph's).
- Among 4A teams, Cathedral ranks eighth in the state in scoring at 34.6 ppg and seventh in margin of victory at 18.1 ppg.
- Defeated three top 10 teams in the last four weeks: at No. 8 Roncalli, 20-13 in the sectional semifinals; at No. 6 Pendleton Heights, 35-0, in the regional and; No. 3 Columbus East, 62-7 for the semi-state crown.
- Cathedral is one of two schools (Fort Wayne Bishop Dwenger) to appear in an IHSAA state championship football game in each of the last five decades since the beginning of the state tournament in 1973 (i.e., 1973-79, 1980-89, 1990-99, 2000-09, 2010-current).

Football State Tournament History

State Champion: **(8)** 1986 (3A), 1992 (3A), 1996 (4A), 1998 (4A), 1999 (4A), 2006 (4A), 2008 (4A), 2010 (4A)

State Runner-Up: **(3)** 1973 (3A), 1976 (3A), 1991 (3A)

Semi-State Championships: **(10)** 1986 (3A), 1991 (3A), 1992 (3A), 1996 (4A), 1998 (4A), 1999 (4A), 2006 (4A), 2008 (4A), 2010 (4A), 2011 (4A)

Regional Championships: **(14)** 1976 (3A), 1986 (3A), 1991 (3A), 1992 (3A), 1996 (4A), 1998 (4A), 1999 (4A), 2001 (4A), 2006 (4A), 2007 (4A), 2008 (4A), 2009 (4A), 2010 (4A), 2011 (4A)

Sectional Championships: **(16)** 1976 (3A), 1986 (3A), 1987 (3A), 1991 (3A), 1992 (3A), 1993 (4A), 1996 (4A), 1998 (4A), 1999 (4A), 2001 (4A), 2006 (4A), 2007 (4A), 2008 (4A), 2009 (4A), 2010 (4A), 2011 (4A)

School's IHSAA State Championship History (24)

Baseball: **(2)** 2001 (3A), 2007 (4A)

Boys Basketball: **(1)** 1998 (3A)

Girls Basketball: **(2)** 2000 (3A), 2001 (3A)

Football: **(8)** 1986 (3A), 1992 (3A), 1996 (4A), 1998 (4A), 1999 (4A), 2006 (4A), 2008 (4A), 2010 (4A)

Boys Golf: **(1)** 2008

Girls Soccer: **(2)** 2007, 2009

Boys Tennis: **(1)** 2005

Girls Tennis: **(1)** 1986

Volleyball: **(6)** 1997 (3A), 1999 (3A), 2001 (4A), 2003 (4A), 2006 (4A), 2008 (4A)

Class 5A State Finalist Team Notes

Two of Indiana's most tradition-rich teams to battle for the Class 5A state championship.

Penn Kingsmen

- Ranked #3 in both Associated Press and State Coaches polls.
- Penn returns to the 5A state championship game for the first time in eight years.
- Kingsmen chasing sixth state championship and are one of nine schools with five or more state football crowns.
- Team seeking to become third undefeated Penn state championship team in school history (1983, 1995).
- Cory Yeoman is second head coach to guide Penn to the state title game (Hall of Fame coach Chris Geesman took the Kingsmen to nine championship games winning five crowns).
- One of two undefeated teams in this year's state finals (Lafayette Central Catholic).
- Team ranks eighth in the state in points allowed at 10.4 ppg.
- Defeated 4A finalist and conference rival South Bend Washington, 17-6 on Sept. 23.
- Carmel will be the first ranked team Penn has faced in the state tournament.
- Champions of the Northern Indiana Conference with a 6-0 mark.
- One of three Northern Indiana Conference teams playing in this year's state finals (South Bend Washington, South Bend St. Joseph's). Last time three or more teams from the same conference advanced to this level was 2002 (Fort Wayne Snider, Bishop Dwenger, Bishop Luers of the Summit Athletic Conference).
- School captured its second consecutive Class 4A volleyball state championship on Nov. 5 in Muncie.

Football State Tournament History

State Champion: **(5)** 1983 (4A), 1995 (5A), 1996 (5A), 1997 (5A), 2000 (5A)

State Runner-Up: **(4)** 1989 (5A), 1991 (5A), 1999 (5A), 2003 (5A)

Semi-State Championships: **(10)** 1983 (4A), 1989 (5A), 1991 (5A), 1995 (5A), 1996 (5A), 1997 (5A), 1999 (5A), 2000 (5A), 2003 (5A), 2011 (5A)

Regional Championships: **(13)** 1983 (4A), 1989 (5A), 1991 (5A), 1995 (5A), 1996 (5A), 1997 (5A), 1998 (5A), 1999 (5A), 2000 (5A), 2003 (5A), 2004 (5A), 2008 (5A), 2011 (5A)

Sectional Championships: **(19)** 1979 (3A), 1983 (4A), 1987 (5A), 1989 (5A), 1991 (5A), 1995 (5A), 1996 (5A), 1997 (5A), 1998 (5A), 1999 (5A), 2000 (5A), 2001 (5A), 2002 (5A), 2003 (5A), 2004 (5A), 2005 (5A), 2007 (5A), 2008 (5A), 2011 (5A)

School's IHSAA State Championship History (16)

Baseball: **(3)** 1994, 1998 (4A), 2001 (4A)

Football: **(5)** 1983 (4A), 1995 (5A), 1996 (5A), 1997 (5A), 2000 (5A)

Girls Golf: **(4)** 1994, 2002, 2004, 2005

Boys Soccer: **(1)** 1999

Softball: **(1)** 1999 (3A)

Volleyball: **(2)** 2010 (4A), 2011 (4A)

Carmel Greyhounds

- Ranked #2 in both Associated Press and State Coaches polls.
- Carmel appearing in the 5A finale for the fifth time in six years and looking to land school's seventh football championship. One of eight schools with six or more football championships.
- Second meeting in the Class 5A championship game between the two schools. Carmel took a 10-7 decision in 1989.
- Team ranks ninth in the state in margin of victory at 28.6 ppg and fourth among 5A teams in scoring at 40.3 ppg.
- Defeated three consecutive conference rivals including top-ranked Warren Central, 34-30, in the final seconds of the sectional championship game on Nov. 4 avenging its only regular season loss.
- Trailed Center Grove 17-0 at the half of the semi-state game on Friday, but scored three second half touchdowns and held off a late scoring threat in the final seconds to win 21-17.
- Head coach Kevin Wright is attempting to become the fifth coach to win a state championship at two different schools (Dick Dullaghan, Mo Moriarity, John Hart, Rick Wimmer). Wright won three consecutive 5A titles at Warren Central in 2003, 2004 and 2005. Wright is the son of Sheridan coach Larry "Bud" Wright, who owns nine state titles and is the state's leader in career victories. Brother Kent is the head coach at Lebanon.
- School has already won three state championships just this fall: boys tennis, girls cross country and girls soccer.

Football State Tournament History

State Champion: **(6)** 1978 (3A), 1980 (3A), 1981 (3A), 1986 (5A), 1989 (5A), 2007 (5A)

State Runner-Up: **(4)** 1975 (3A), 2006 (5A), 2008 (5A), 2009 (5A)

Semi-State Championships: **(8)** 1981 (3A), 1986 (5A), 1989 (5A), 2006 (5A), 2007 (5A), 2008 (5A), 2009 (5A), 2011 (5A)

Regional Championships: **(15)** 1978 (3A), 1980 (3A), 1981 (3A), 1982 (3A), 1986 (5A), 1987 (5A), 1989 (5A), 1994 (5A), 1995 (5A), 1996 (5A), 2006 (5A), 2007 (5A), 2008 (5A), 2009 (5A), 2011 (5A)

Sectional Championships: **(24)** 1975 (3A), 1978 (3A), 1980 (3A), 1981 (3A), 1982 (3A), 1984 (4A), 1985 (5A), 1986 (5A), 1987 (5A), 1989 (5A), 1992 (5A), 1994 (5A), 1995 (5A), 1996 (5A), 1998 (5A), 1999 (5A), 2001 (5A), 2003 (5A), 2004 (5A), 2006 (5A), 2007 (5A), 2008 (5A), 2009 (5A), 2011 (5A)

School's IHSAA State Championship History (104)

Boys Basketball: **(1)** 1977

Girls Basketball: **(1)** 2008 (4A)

Boys Cross Country: **(11)** 1976, 1977, 1978, 1979, 1981, 1982, 1987, 1988, 1993, 1996, 2008

Girls Cross Country: **(13)** 1982, 1984, 1985, 1986, 1987, 1988, 1995, 1996, 1997, 2001, 2008, 2010, 2011

Football: **(6)** 1978 (3A), 1980 (3A), 1981 (3A), 1986 (5A), 1989 (5A), 2007 (5A)

Boys Golf: **(5)** 1970, 1971, 1982, 1989, 1990

Girls Golf: **(1)** 1980

Boys Soccer: **(1)** 2006

Girls Soccer: **(9)** 1994, 1995, 1997, 2000, 2001, 2002, 2003, 2004, 2011 (2A)

Softball: **(2)** 1994, 2011 (4A)

Boys Swimming: **(13)** 1990, 1991, 1992, 1993, 1994, 1996, 1997, 2001, 2002, 2003, 2004, 2010, 2011

Girls Swimming: **(26)** 1981, 1986, 1987, 1988, 1989, 1990, 1991, 1992, 1993, 1994, 1995, 1997, 1998, 1999, 2000, 2001, 2002, 2003, 2004, 2005, 2006, 2007, 2008, 2009, 2010, 2011

Boys Tennis: **(7)** 1980, 1981, 1987, 2003, 2004, 2010, 2011

Girls Tennis: **(5)** 1989, 1990, 2003, 2009, 2011

Boys Track: **(1)** 2000

Girls Track: **(2)** 1998, 1999

Associated Press - Final Regular Season Poll

Class 5A

1.	Warren Central (13)	9-0	260
2.	Carmel	8-1	228
3.	Penn	9-0	186
4.	Hamilton Southeastern	8-1	158
T5.	Ben Davis	7-2	136
T5.	Castle	9-0	136
7.	Homestead	9-0	94
8.	Avon	8-1	90
9.	Brownsburg	8-1	64
10.	Lawrence Central	8-1	60

Others: Lake Central 10, Floyd Central 6, Fishers 2.

Class 4A

1.	New Palestine (6)	9-0	244
2.	Indianapolis Cathedral (7)	6-3	230
3.	Columbus East	8-1	212
4.	Leo	9-0	160
5.	Pendleton Heights	8-1	148
6.	Hammond Morton	8-1	142
7.	East Central	8-1	90
8.	Roncalli	6-3	64
9.	South Bend Washington	6-3	38
10.	Evansville Reitz	6-3	26

Others: Fort Wayne Bishop Dwenger 20, Jasper 16, Boonville 14, New Haven 8, Mishawaka 6, Griffith 4, Concord 4, Greenwood 2, Wawasee 2.

Class 3A

1.	Indianapolis Bishop Chatard (11)	7-2	254
2.	Mishawaka Marian (1)	7-2	196
3.	Eastbrook (1)	6-3	180
4.	West Lafayette	8-1	174
5.	Brownstown Central	9-0	154
6.	South Bend St. Joseph's	6-3	136
7.	Western Boone	8-1	110
T8.	Corydon Central	7-2	50
T8.	Heritage Hills	7-2	50
10.	Hamilton Heights	7-2	40

Others: Southmont 24, Western 18, Charlestown 18, Jimtown 18, Glenn 4, Lakeland 4.

Class 2A

1.	Fort Wayne Bishop Luers (10)	7-1	248
2.	Andrean (1)	9-0	230
3.	North Putnam (1)	9-0	202
4.	Evansville Mater Dei (1)	8-1	184
5.	Bremen	9-0	150
6.	Wheeler	9-0	104
7.	Fountain Central	9-0	102
8.	Speedway	8-1	52
9.	Indianapolis Cardinal Ritter	7-2	48
10.	Shenandoah	9-0	38

Others: Churubusco 26, North Posey 16, Northwestern 12, Southridge 12, Guerin Catholic 4, South Putnam 2.

Class A

1.	Lafayette Central Catholic (13)	9-0	240
2.	Pioneer	9-0	210
3.	Linton-Stockton	9-0	198
4.	South Adams	8-1	152
5.	Milan	8-1	126
6.	South Newton	8-1	94
7.	Indianapolis Lutheran	7-2	66
8.	Rockville	7-2	62
9.	North Central (Farmersburg)	8-1	56
10.	Indianapolis Scecina	6-3	54

Others: Sheridan 44, North Miami 6, Whiting 6, Union City 4, Clinton Central 2.

Indiana Football Coaches Association - Final Regular Season Poll

Class 5A

1.	Warren Central (9)	9-0	99
2.	Carmel	8-1	86
3.	Penn (1)	9-0	74
4.	Homestead	9-0	57
5.	Ben Davis	7-2	52
T6.	Hamilton Southeastern	8-1	40
T6.	Castle	9-0	40
8.	Lawrence Central	8-1	36
9.	Avon	8-1	33
10.	Brownsburg	8-1	21

Others: Lake Central 10, Floyd Central 1, Merrillville 1.

Class 4A

1.	Indianapolis Cathedral (8)	6-3	89
2.	New Palestine (1)	9-0	77
3.	Columbus East	8-1	75
4.	Leo	9-0	50
5.	Hammond Morton	8-1	47
6.	Pendleton Heights	8-1	43
7.	East Central	8-1	39
8.	Roncalli	6-3	31
9.	Fort Wayne Bishop Dwenger	5-4	13
10.	New Haven	6-3	9

Others: Jasper 6, South Bend Washington 5, Evansville Reitz 5, Evansville Central 3, Boonville 2, Concord 1.

Class 3A

1.	Indianapolis Bishop Chatard (8)	7-2	97
2.	Eastbrook (2)	6-3	80
3.	West Lafayette	8-1	69
4.	South Bend St. Joseph's	6-3	67
5.	Mishawaka Marian	7-2	66
6.	Western Boone	8-1	36
7.	Brownstown Central	9-0	33
8.	Jimtown	7-2	31
9.	Southmont	6-3	18
10.	Heritage Hills	7-2	14

Others: Hamilton Heights 12, Western 10, Corydon Central 9, Glenn 8.

Class 2A

1.	Fort Wayne Bishop Luers (9)	7-1	99
2.	Andrean (1)	9-0	89
3.	North Putnam	9-0	76
4.	Bremen	9-0	68
5.	Evansville Mater Dei	8-1	66
6.	Churubusco	9-0	28
T7.	Northwestern	8-1	26
T7.	Fountain Central	9-0	26
9.	Speedway	8-1	20
10.	North Posey	8-1	16

Others: Indianapolis Cardinal Ritter 15, Shenandoah 10, Wheeler 8, Southridge 3.

Class A

1.	Lafayette Central Catholic (10)	9-0	100
2.	Pioneer	9-0	89
3.	Linton-Stockton	9-0	81
4.	South Adams	8-1	53
5.	Milan	8-1	48
T6.	Sheridan	6-3	44
T6.	Indianapolis Scecina	6-3	44
8.	South Newton	8-1	28
9.	Indianapolis Lutheran	7-2	26
10.	Rockville	7-2	24

Others: North Miami 8, Union City 3, North Central (Farmersburg) 2.

IHSAA State Championship Game Scores

Class 5A

Year	Final Score	Winning Coach	Rec.	Runner-Up Coach	Rec.	Location
1985-86	Warren Central 41, Valparaiso 7	Jerry Stauffer	14-0	Mark Hoffman	12-2	Hoosier Dome
1986-87	Carmel 20, Fort Wayne Snider 17 (OT)	Jim Belden	14-0	Mike Hawley	13-1	Hoosier Dome
1987-88	Ben Davis 14, Highland 7	Dick Dullaghan	12-2	Dave Shelbourne	9-5	Hoosier Dome
1988-89	Ben Davis 43, Marion 0	Dick Dullaghan	14-0	Mark Surface	13-1	Hoosier Dome
1989-90	Carmel 10, Penn 7	Jim Belden	13-1	Chris Geesman	13-1	Hoosier Dome
1990-91	Ben Davis 37, Marion 3	Dick Dullaghan	13-1	Mark Surface	13-1	Hoosier Dome
1991-92	Ben Davis 38, Penn 14	Dick Dullaghan	14-0	Chris Geesman	13-1	Hoosier Dome
1992-93	Fort Wayne Snider 24, Ben Davis 21	Russ Isaacs	14-0	Dick Dullaghan	12-2	Hoosier Dome
1993-94	Bloomington South 33, Lake Central 27	Mo Moriarity	14-0	Elmer Britton	11-3	Hoosier Dome
1994-95	Castle 30, Portage 12	John Lidy	12-2	Craig Buzea	13-1	RCA Dome
1995-96	Penn 35, Evansville North 13	Chris Geesman	14-0	Mike Wilson	13-1	RCA Dome
1996-97	Penn 17, Ben Davis 14	Chris Geesman	13-1	Dick Dullaghan	12-2	RCA Dome
1997-98	Penn 21, Bloomington South 20	Chris Geesman	14-1	Mo Moriarity	14-1	RCA Dome
1998-99	Bloomington South 35, Homestead 14	Mo Moriarity	14-0	Cary Cavacini	14-1	RCA Dome
1999-00	Ben Davis 27, Penn 3	Dick Dullaghan	15-0	Chris Geesman	13-2	RCA Dome
2000-01	Penn 21, Center Grove 0	Chris Geesman	14-1	Eric Moore	13-2	RCA Dome
2001-02	Ben Davis 35, Valparaiso 16	Dick Dullaghan	15-0	Mark Hoffman	13-2	RCA Dome
2002-03	Ben Davis 31, Fort Wayne Snider 7	Dick Dullaghan	12-3	Russ Isaacs	13-1	RCA Dome
2003-04	Warren Central 57, Penn 7	Kevin Wright	13-2	Cory Yeoman	13-2	RCA Dome
2004-05	Warren Central 35, Fort Wayne Snider 23	Kevin Wright	14-1	Russ Isaacs	14-1	RCA Dome
2005-06	Warren Central 55, Hamilton Southeastern 20	Kevin Wright	14-1	Rob Cutter	11-4	RCA Dome
2006-07	Warren Central 35, Carmel 14	Steve Tutsie	15-0	Mo Moriarity	12-3	RCA Dome
2007-08	Carmel 16, Pike 7	Mo Moriarity	13-2	Derek Moyers	14-1	RCA Dome
2008-09	Center Grove 36, Carmel 33	Eric Moore	14-1	Mo Moriarity	13-2	Lucas Oil Stadium
2009-10	Warren Central 42, Carmel 36 (2 OT)	John Hart	13-2	Mo Moriarity	13-2	Lucas Oil Stadium
2010-11	Fishers 38, Lawrence Central 19	Rick Wimmer	14-1	Jayson West	13-2	Lucas Oil Stadium

Class 4A

Year	Final Score	Winning Coach	Rec.	Runner-Up Coach	Rec.	Location
1983-84	Penn 25, Indianapolis Washington 14	Chris Geesman	14-0	Bob Springer	13-1	North Central (Indpls)
1984-85	Warren Central 28, Hobart 8	Jerry Stauffer	14-0	Don Howell	13-1	Hoosier Dome
1985-86	Brownsburg 23, Hobart 17	Mike Godan	14-0	Don Howell	13-1	Hoosier Dome
1986-87	DeKalb 28, Franklin Central 7	Dale Hummer	13-1	Chuck Stephens	12-2	Hoosier Dome
1987-88	Hobart 31, Jasper 0	Don Howell	14-0	Jerry Brewer	13-1	Hoosier Dome
1988-89	Goshen 24, Franklin Central 10	Randy Robertson	14-0	Chuck Stephens	11-3	Hoosier Dome
1989-90	Hobart 17, Franklin Central 7	Don Howell	13-1	Chuck Stephens	12-2	Hoosier Dome
1990-91	Franklin Central 34, Hobart 14	Chuck Stephens	14-0	Don Howell	13-1	Hoosier Dome
1991-92	Hobart 20, Seymour 0	Don Howell	13-1	Joe Goodman	12-2	Hoosier Dome
1992-93	Harrison (West Lafayette) 21, Fort Wayne Wayne 3	A.J. Rickard	13-1	Mark Newlin	10-4	Hoosier Dome
1993-94	Hobart 31, East Central 18	Don Howell	13-1	Rod Ballart	13-1	Hoosier Dome
1994-95	East Central 35, DeKalb 0	Rod Ballart	14-0	Ron Kock	13-1	RCA Dome
1995-96	Fort Wayne Wayne 28, Franklin County 8	Mark Newlin	12-2	Kent Grider	12-2	RCA Dome
1996-97	Indianapolis Cathedral 27, Hobart 7	Rick Streiff	14-0	Don Howell	12-2	RCA Dome
1997-98	Griffith 49, Hamilton Southeastern 7	Russ Radtke	14-1	Rob Cutter	13-2	RCA Dome
1998-99	Indianapolis Cathedral 38, Concord 7	Rick Streiff	13-2	Tim Dawson	10-5	RCA Dome
1999-00	Indianapolis Cathedral 24, Goshen 21	Rick Streiff	13-2	Brad Park	12-3	RCA Dome
2000-01	East Noble 28, Plainfield 7	Tim Able	14-1	Chuck Schwanekamp	14-1	RCA Dome
2001-02	Jasper 35, Delta 20	Jerry Brewer	13-1	Grant Zgunda	13-2	RCA Dome
2002-03	Roncalli 24, Fort Wayne Bishop Dwenger 21	Bruce Scifres	10-4	Chris Svarczkopf	13-2	RCA Dome
2003-04	Roncalli 17, East Noble 0	Bruce Scifres	12-3	Chris DePew	14-1	RCA Dome
2004-05	Roncalli 25, Wawasee 10	Bruce Scifres	13-2	Joe Rietveld	13-2	RCA Dome
2005-06	Lowell 28, Roncalli 27	Kirk Kennedy	11-4	Bruce Scifres	12-3	RCA Dome
2006-07	Indianapolis Cathedral 38, Concord 14	Jim O'Hara	13-2	Tim Dawson	14-1	RCA Dome
2007-08	Evansville Reitz 33, Lowell 14	John Hart	15-0	Kirk Kennedy	13-2	RCA Dome
2008-09	Indianapolis Cathedral 10, Fort Wayne Bishop Dwenger 7	Rick Streiff	12-2	Chris Svarczkopf	14-1	Lucas Oil Stadium
2009-10	Evansville Reitz 23, Lowell 9	Tony Lewis	15-0	Kirk Kennedy	13-2	Lucas Oil Stadium
2010-11	Indianapolis Cathedral 31, Fort Wayne Bishop Dwenger 20	Rick Streiff	12-3	Chris Svarczkopf	13-1	Lucas Oil Stadium

Class 3A

Year	Final Score	Winning Coach	Rec.	Runner-Up Coach	Rec.	Location
1973-74	South Bend Washington 19, Indianapolis Cathedral 13	Bob Van Camp	12-0	Mike McGinley	11-1	S.B. Washington
1974-75	Indianapolis Washington 19, Mishawaka 12	Bob Springer	12-0	Bill Doba	10-2	North Central (Indpls.)
1975-76	Valparaiso 14, Carmel 13	Tom Stokes	12-0	Dick Dullaghan	11-1	Valparaiso
1976-77	Merrillville 28, Indianapolis Cathedral 24	Ken Haupt	11-1	Mike McGinley	12-1	Indpls. Cathedral
1977-78	Portage 33, Evansville Reitz 14	Les Klein	12-1	Bob Padgett	12-1	North Central (Indpls.)
1978-79	Carmel 35, Fort Wayne Bishop Dwenger 18	Dick Dullaghan	13-0	Larry Bartolameo	12-1	North Central (Indpls.)
1979-80	Columbus East 21, Hobart 14	John Stafford	13-0	Don Howell	11-1	North Central (Indpls.)
1980-81	Carmel 13, Hobart 7	Jim Belden	13-0	Don Howell	11-2	North Central (Indpls.)
1981-82	Carmel 27, Fort Wayne Snider 0	Jim Belden	14-0	Mike Hawley	13-1	North Central (Indpls.)
1982-83	Castle 26, Hobart 23	John Lidy	14-0	Don Howell	13-1	North Central (Indpls.)
1983-84	Fort Wayne Bishop Dwenger 22, Roncalli 21	Andy Johns	14-0	Bill Kuntz	12-2	Warren Central
1984-85	Brownsburg 17, Concord 12	Mike Godan	14-0	Tom Conn	10-4	Hoosier Dome
1985-86	Roncalli 37, Wawasee 3	Bill Kuntz	13-1	Myron Dickerson	9-5	Hoosier Dome
1986-87	Indianapolis Cathedral 12, NorthWood 0	Mike McGinley	12-2	Jim Andrews	12-2	Hoosier Dome
1987-88	Zionsville 23, Elwood 7	Rick Wimmer	14-0	Mark Hughes	12-2	Hoosier Dome
1988-89	Roncalli 14, Tipton 13	Bill Sylvester	12-2	Mike Tolle	11-3	Hoosier Dome
1989-90	Hammond Bishop Noll 20, Roncalli 14	Jerry Vlasic	13-1	Bill Sylvester	10-4	Hoosier Dome
1990-91	Fort Wayne Bishop Dwenger 56, New Palestine 14	Andy Johns	14-0	Marvin Shepler	12-2	Hoosier Dome
1991-92	Fort Wayne Bishop Dwenger 34, Indianapolis Cathedral 27	Andy Johns	13-1	Rick Streiff	11-3	Hoosier Dome
1992-93	Indianapolis Cathedral 33, Northwestern 14	Rick Streiff	12-2	Dan Robinson	13-1	Hoosier Dome
1993-94	Roncalli 14, NorthWood 12	Bruce Scifres	14-0	Rich Dodson	13-1	Hoosier Dome
1994-95	Roncalli 35, Tipton 14	Bruce Scifres	12-2	Mike Tolle	12-2	RCA Dome
1995-96	South Bend St. Joseph's 28, Jasper 0	Frank Amato	14-0	Jerry Brewer	13-1	RCA Dome
1996-97	Zionsville 14, Fort Wayne Bishop Dwenger 7	Larry McWhorter	14-0	Andy Johns	12-2	RCA Dome
1997-98	Indianapolis Bishop Chatard 27, Andean 24	Craig Barr	14-1	Ted Karras, Jr.	12-2	RCA Dome

IHSAA State Championship Game Scores

1998-99	Indianapolis Bishop Chatard 23, NorthWood 6	Craig Barr	13-2	Rich Dodson	11-4	RCA Dome
1999-00	Roncalli 24, Norwell 14	Bruce Scifres	15-0	Gary Scott	13-2	RCA Dome
2000-01	Heritage Hills 27, Zionsville 24 (OT)	Bob Clayton	15-0	Larry McWhorter	11-4	RCA Dome
2001-02	Indianapolis Bishop Chatard 3, Andean 0	Tom Dilley	11-4	Jeff Karras	13-2	RCA Dome
2002-03	Indianapolis Bishop Chatard 31, Andean 12	Tom Dilley	15-0	Wally McCormack	13-2	RCA Dome
2003-04	Indianapolis Bishop Chatard 49, NorthWood 0	Vince Lorenzano	14-1	Rich Dodson	11-4	RCA Dome
2004-05	Andean 21, Heritage Hills 14	Brett St. Germain	13-2	Bob Clayton	14-1	RCA Dome
2005-06	NorthWood 7, Indianapolis Bishop Chatard 0	Rich Dodson	9-6	Vince Lorenzano	12-3	RCA Dome
2006-07	Indianapolis Bishop Chatard 7, Norwell 0	Vince Lorenzano	14-1	Jeff Miller	14-1	RCA Dome
2007-08	Indianapolis Bishop Chatard 31, South Bend St. Joseph's 7	Vince Lorenzano	12-3	Kevin Downey	12-3	RCA Dome
2008-09	Bellmont 28, Evansville Memorial 14	Toney Bergman	14-1	John Hurley	12-3	Lucas Oil Stadium
2009-10	West Lafayette 24, Evansville Memorial 10	Marshall Overley	15-0	John Hurley	11-4	Lucas Oil Stadium
2010-11	Indianapolis Bishop Chatard 28, South Bend St. Joseph's 14	Vince Lorenzano	11-4	Ben Downey	9-6	Lucas Oil Stadium

Class 2A

Year	Final Score	Winning Coach	Rec.	Runner-Up Coach	Rec.	Location
1973-74	Greenfield-Central 21, Blackford 12	Clayton Myers	12-0	Eldon Leeth	9-3	Greenfield-Central
1974-75	Blackford 28, Boonville 14	Eldon Leeth	12-0	Bill Harrawood	10-2	Blackford
1975-76	Mishawaka Marian 34, Greenfield-Central 0	Mike Hecklinski	11-0	Clayton Myers	9-3	Greenfield-Central
1976-77	Mishawaka Marian 34, Jasper 7	Mike Hecklinski	12-0	Jerry Brewer	12-1	Mishawaka Marian
1977-78	Plymouth 21, Jasper 14 (2 OT)	Bill Nixon	13-0	Jerry Brewer	12-1	Warren Central
1978-79	Goshen 9, Brownsburg 0	Ken Mirer	12-1	Vic Overman	11-2	Warren Central
1979-80	Blackford 24, Noblesville 22	Charles Lori	13-0	Jim Belden	12-1	Warren Central
1980-81	Franklin Central 19, NorthWood 13	Chuck Stephens	13-0	James Andrews	11-2	Warren Central
1981-82	Franklin Central 34, Goshen 20	Chuck Stephens	12-1	Ken Mirer	11-1	Warren Central
1982-83	Franklin Central 40, McCutcheon 13	Chuck Stephens	12-2	Frank O'Shea	13-1	Warren Central
1983-84	Indianapolis Bishop Chatard 20, Fort Wayne Bishop Luers 16	Chuck Schwaneckamp	14-0	Steve Keefer	9-5	Lawrence Central
1984-85	Indianapolis Bishop Chatard 35, West Lafayette 7	Chuck Schwaneckamp	13-1	Ernie Beck	11-3	Hoosier Dome
1985-86	Fort Wayne Bishop Luers 25, Lawrenceburg 7	Steve Keefer	11-3	Glenn Crocker	13-1	Hoosier Dome
1986-87	Whitko 26, Tell City 0	Bryan Sprunger	14-0	Mike Spencer	10-4	Hoosier Dome
1987-88	Rochester 23, Indianapolis Cardinal Ritter 20	Mark Miller	12-2	Rick Carrico	12-2	Hoosier Dome
1988-89	Western Boone 14, South Spencer 7	Jeff Pearson	13-1	Jerry Denstorff	12-2	Hoosier Dome
1989-90	Fort Wayne Bishop Luers 24, Tri-West Hendricks 22	Matt Lindsay	12-2	Mike Gillin	13-1	Hoosier Dome
1990-91	Indianapolis Scecina 28, River Forest 27	Ott Hurrle	9-5	Tom Redman	11-3	Hoosier Dome
1991-92	Indianapolis Scecina 20, Fort Wayne Bishop Luers 17	Ott Hurrle	11-3	Matt Lindsay	8-6	Hoosier Dome
1992-93	Fort Wayne Bishop Luers 17, Westfield 0	Matt Lindsay	13-1	Dick Parker	12-2	Hoosier Dome
1993-94	West Lafayette 22, Providence 7	Ernie Beck	14-0	Gene Sartini	11-3	Hoosier Dome
1994-95	Bremen 38, Evansville Mater Dei 10	Martin Huber	12-2	Frank Will	11-3	RCA Dome
1995-96	North Montgomery 20, Bremen 17	Charley German	13-1	Martin Huber	12-2	RCA Dome
1996-97	North Montgomery 37, Fort Wayne Bishop Luers 34	Charley German	13-1	Matt Lindsay	8-6	RCA Dome
1997-98	Jimtown 63, Clarksville 0	Bill Sharpe	15-0	Dennis Hawkins	14-1	RCA Dome
1998-99	Jimtown 28, Western Boone 0	Bill Sharpe	15-0	Jeff Pearson	14-1	RCA Dome
1999-00	Fort Wayne Bishop Luers 38, Danville 6	Matt Lindsay	13-2	Bob Copeland	14-1	RCA Dome
2000-01	Evansville Mater Dei 56, Fort Wayne Bishop Luers 10	Mike Goebel	15-0	Matt Lindsay	14-1	RCA Dome
2001-02	Fort Wayne Bishop Luers 57, Evansville Mater Dei 29	Mike Goebel	14-0	Mike Goebel	14-1	RCA Dome
2002-03	Fort Wayne Bishop Luers 36, Southridge 30	Matt Lindsay	12-3	Brad Hanner	12-3	RCA Dome
2003-04	Tri-West Hendricks 41, Harding 36	Mark Haste	14-1	Sherwood Haydock	13-2	RCA Dome
2004-05	Tri-West Hendricks 62, Eastbrook 21	Mark Haste	15-0	Jeff Adamson	14-1	RCA Dome
2005-06	Jimtown 35, North Posey 7	Bill Sharpe	14-1	Joe Gengelbach	12-3	RCA Dome
2006-07	Harding 20, Southridge 7	Sherwood Haydock	12-3	Kelly Murphy	12-3	RCA Dome
2007-08	Fort Wayne Bishop Luers 21, Heritage Christian 6	Matt Lindsay	11-4	Ron Qualls	13-2	RCA Dome
2008-09	Heritage Christian 17, Cass 14	Ron Qualls	14-1	Scott Mannering	13-2	Lucas Oil Stadium
2009-10	Fort Wayne Bishop Luers 24, Monrovia 17	Matt Lindsay	10-5	Kevin Hutchins	14-1	Lucas Oil Stadium
2010-11	Fort Wayne Bishop Luers 26, North Putnam 14	Matt Lindsay	14-1	Greg Barrett	14-1	Lucas Oil Stadium

Class A

Year	Final Score	Winning Coach	Rec.	Runner-Up Coach	Rec.	Location
1973-74	Mishawaka Marian 21, Providence 14	Mike Hecklinski	10-2	Gene Sartini	11-1	Providence
1974-75	Garrett 20, North Knox 6	David Wiant	11-0	Jim Beery	9-3	Garrett
1975-76	Lawrenceburg 28, Wes-Del 14	Dick Meador	11-1	Dave Land	11-1	Lawrenceburg
1976-77	Lafayette Central Catholic 8, Lawrenceburg 6	Paul LaRocca	11-2	Dick Meador	11-2	Laf. Central Catholic
1977-78	Indianapolis Cardinal Ritter 15, Tippecanoe Valley 6	Duffy Hagist	11-1	Charles Smith	12-1	Lawrence Central
1978-79	Lawrenceburg 34, Fountain Central 6	Dick Meador	13-0	Dale Hummer	11-2	Lawrence Central
1979-80	Tippecanoe Valley 44, Hamilton Southeastern 14	Charles Smith	13-0	David Enright	12-1	Lawrence Central
1980-81	Sheridan 27, North Judson 0	Larry Wright	13-0	Russ Radtke	12-1	Lawrence Central
1981-82	Hamilton Southeastern 7, Woodlan 6	Dave Enright	11-0	Leland Etzler	8-3	Lawrence Central
1982-83	Oak Hill 14, Southridge 7	Terry Lichtenberg	13-1	Bob Hawkins	11-3	Lawrence Central
1983-84	Fountain Central 12, Churubusco 3	Rick Malone	13-1	Rick Lightfoot	11-3	Lawrence North
1984-85	Sheridan 19, North Judson 10	Larry Wright	14-0	Russ Radtke	13-1	Hoosier Dome
1985-86	Eastern Hancock 20, Jimtown 7	Bob Copeland	13-1	Bill Sharpe	11-2	Hoosier Dome
1986-87	South Putnam 29, North Judson 21	Mark Wildman	11-3	Russ Radtke	13-1	Hoosier Dome
1987-88	Sheridan 10, Jimtown 0	Larry Wright	12-2	Bill Sharpe	12-1	Hoosier Dome
1988-89	Sheridan 59, Bremen 0	Larry Wright	14-0	Martin Huber	11-3	Hoosier Dome
1989-90	Bremen 31, Springs Valley 8	John Kucela	11-3	Bill Harris	13-1	Hoosier Dome
1990-91	South Decatur 44, Southwood 15	Ken Wendling	13-0	David Wilhelm	12-2	Hoosier Dome
1991-92	Jimtown 13, Indianapolis Cardinal Ritter 7	Bill Sharpe	12-1	Vince Lorenzano	9-5	Hoosier Dome
1992-93	Sheridan 6, Indianapolis Cardinal Ritter 0	Larry Wright	10-4	Vince Lorenzano	8-6	Hoosier Dome
1993-94	North Miami 37, West Washington 16	Bob Bridge	11-3	Todd Pritchett	11-3	Hoosier Dome
1994-95	North White 34, Sheridan 7	Jim Davis	14-0	Larry Wright	11-3	RCA Dome
1995-96	Carroll (Flora) 26, Tri-West Hendricks 13	John Hendryx	13-1	Mark Haste	12-2	RCA Dome
1996-97	Tri-West Hendricks 37, Carroll (Flora) 14	Mark Haste	14-0	John Hendryx	13-1	RCA Dome
1997-98	Pioneer 49, Knightstown 21	Mike Johnson	15-0	Don Willard	14-1	RCA Dome
1998-99	Sheridan 56, North White 33	Larry Wright	14-1	Jim Davis	12-3	RCA Dome
1999-00	Lafayette Central Catholic 59, Perry Central 7	Scott Muncy	14-0	Terry Wagner	12-3	RCA Dome
2000-01	Adams Central 29, Attica 21	Rick Minnich	12-3	David McDonald	14-1	RCA Dome
2001-02	Southern Wells 30, Perry Central 7	Mark Lefebvre	14-1	Mike Spencer	14-1	RCA Dome
2002-03	Southwood 17, South Putnam 14	Terry Siddall	13-1	Mark Wildman	12-3	RCA Dome

IHSAA State Championship Game Scores

2003-04	Indianapolis Cardinal Ritter 28, Seeger 0	Jim Boswell	12-2	Brian Moore	14-1	RCA Dome
2004-05	Seeger 20, Indianapolis Cardinal Ritter 7	Brian Moore	15-0	Jim Boswell	10-5	RCA Dome
2005-06	Sheridan 21, Knightstown 7	Larry Wright	13-2	Don Willard	14-1	RCA Dome
2006-07	Sheridan 34, Indianapolis Cardinal Ritter 28 (OT)	Larry Wright	15-0	Ty Hunt	13-2	RCA Dome
2007-08	Sheridan 34, Rockville 28	Larry Wright	15-0	Herb King	14-1	RCA Dome
2008-09	Indianapolis Cardinal Ritter 34, Sheridan 27	Ty Hunt	15-0	Larry Wright	13-2	Lucas Oil Stadium
2009-10	Lafayette Central Catholic 52, Fountain Central 0	Kevin O'Shea	15-0	Rick Malone	14-1	Lucas Oil Stadium
2010-11	Lafayette Central Catholic 31, Fountain Central 6	Kevin O'Shea	15-0	Rick Malone	13-2	Lucas Oil Stadium

Phil N. Eskew Mental Attitude Award Recipients

Class 5A Recipients

Year	Name	School
1985-86	Jeff George	Warren Central
1986-87	Brock Rohrbacher	Fort Wayne Snider
1987-88	Mike Stuckert	Highland
1988-89	Brian Murphy	Ben Davis
1989-90	Eric Kline	Penn
1990-91	Kasey Clevenger	Marion
1991-92	Chris Ings	Ben Davis
1992-93	Chris Rickenbach	Ben Davis
1993-94	Eli Stoddard	Bloomington South
1994-95	Vince Lidy	Castle
1995-96	Matt Geesman	Penn
1996-97	Scott Becker	Penn
1997-98	Brad Monhaut	Penn
1998-99	Manley Glick	Homestead
1999-00	Jeremy Chandler	Ben Davis
2000-01	Justin Smith	Penn
2001-02	Matt Handlon	Valparaiso
2002-03	Marcus Heminger	Fort Wayne Snider
2003-04	Wade Iams	Penn
2004-05	Andrew Gregory	Fort Wayne Snider
2005-06	Chris Summers	Hamilton Southeastern
2006-07	Ryan Murray	Carmel
2007-08	Cameron Lowry	Pike
2008-09	Luke Swift	Center Grove
2009-10	Adam Shaffer	Carmel
2010-11	Koby Orris	Fishers

Class 4A Recipients

Year	Name	School
1983-84	Mark Plencner	Penn
1984-85	Antonino Maggio	Hobart
1985-86	Patrick McEuen	Hobart
1986-87	Tom Reasoner	Franklin Central
1987-88	Mike Golarz	Hobart
1988-89	Rick Mirer	Goshen
1989-90	Tim Back	Franklin Central
1990-91	LaRon Moore	Franklin Central
1991-92	Frank Maggio	Hobart
1992-93	Chad Welch	Harrison (West Lafayette)
1993-94	Kevin Hammonds	Hobart
1994-95	Brad Weber	DeKalb
1995-96	Wes Gillman	Franklin County
1996-97	Durriell Brown	Indianapolis Cathedral
1997-98	Adam Clements	Hamilton Southeastern
1998-99	Russ Mann	Concord
1999-00	Matt Hasbrook	Indianapolis Cathedral
2000-01	Cory Partlow	Plainfield
2001-02	Alex Hensley	Jasper
2002-03	Tyler Warner	Roncalli
2003-04	Jeff Wedding	East Noble
2004-05	Kory Lantz	Wawasee
2005-06	Nick Banich	Roncalli
2006-07	Bobby Powers	Indianapolis Cathedral
2007-08	Zak Kissel	Evansville Reitz
2008-09	Joe Colone	Fort Wayne Bishop Dwenger
2009-10	Erik Bryant	Evansville Reitz
2010-11	Connor Barthel	Indianapolis Cathedral

Class 3A Recipients

Year	Name	School
1973-74	Dave Zapp	Indianapolis Cathedral
1974-75	Scot Shaw	Mishawaka
1975-76	Tom Smith	Valparaiso
1976-77	Randall Shuman	Merrillville
1977-78	Bob Stephenson	Evansville Reitz
1978-79	David Broecker	Carmel
1979-80	Blair Kiel	Columbus East
1980-81	Scott Freckelton	Hobart
1981-82	Mark Sarno	Carmel
1982-83	Patrick Lockyear	Castle
1983-84	Pat Spencer	Roncalli
1984-85	Steve Gordon	Concord
1985-86	Brad Traviolia	Wawasee
1986-87	Phil Wilson	NorthWood
1987-88	Rob Schein	Zionsville
1988-89	Jeff Beck	Tipton
1989-90	Stan Lawrie	Roncalli
1990-91	Brian Baker	Fort Wayne Bishop Dwenger
1991-92	Marcus Thorne	Indianapolis Cathedral
1992-93	Jeremy VanKley	Northwestern
1993-94	Ryan Hartman	NorthWood
1994-95	Brian Winkleman	Tipton
1995-96	Greg Schnarr	Jasper
1996-97	Wesley Kendall	Zionsville
1997-98	Robert Finn	Andrean
1998-99	Brad Greenlee	NorthWood
1999-00	Nicholas Worden	Norwell
2000-01	Adam Kress	Heritage Hills
2001-02	Casey Nowinski	Andrean
2002-03	Michael Dury	Indianapolis Bishop Chatard

2003-04	Josh Sabo	NorthWood
2004-05	Bryce Pund	Heritage Hills
2005-06	Kevin Ball	Indianapolis Bishop Chatard
2006-07	Chandler Harnish	Norwell
2007-08	Mitchell Speer	South Bend St. Joseph's
2008-09	Andrew Theising	Evansville Memorial
2009-10	Daniel Wodicka	West Lafayette
2010-11	Joe Fehribach	Indianapolis Bishop Chatard

Class 2A Recipients

Year	Name	School
1973-74	Leroy Robbins	Blackford
1974-75	Richard Goings	Boonville
1975-76	David O'Connor	Mishawaka Marian
1976-77	Kevin Altman	Jasper
1977-78	Pete Buchanan	Plymouth
1978-79	Tom Bailey	Goshen
1979-80	Kent Shelby	Noblesville
1980-81	Kevin Mullet	NorthWood
1981-82	Kent Yoder	Goshen
1982-83	Burt Austin	Franklin Central
1983-84	Mike Hackman	Indianapolis Bishop Chatard
1984-85	Michael Funk	West Lafayette
1985-86	Cal Miller	Fort Wayne Bishop Luers
1986-87	Gene Smith	Tell City
1987-88	Tim Walker	Rochester
1988-89	David McClain	Western Boone
1989-90	Rori Chaney	Tri-West Hendricks
1990-91	Anthony Alfano	River Forest
1991-92	Toby Jacobs	Indianapolis Sccecina
1992-93	Jeff Goeglein	Fort Wayne Bishop Luers
1993-94	Daniel Provonsha	West Lafayette
1994-95	Jim Schroeder	Evansville Mater Dei
1995-96	Jason Guinn	North Montgomery
1996-97	Tim Flagg	North Montgomery
1997-98	Matt Lewinski	Jimtown
1998-99	Craig Hisey	Jimtown
1999-00	Jeremiah Lane	Danville
2000-01	Dominic Faraone	Evansville Mater Dei
2001-02	Kyle Lindsay	Fort Wayne Bishop Luers
2002-03	Brett Bueltel	Southridge
2003-04	T.J. Siple	Tri-West Hendricks
2004-05	Rob Bragg	Eastbrook
2005-06	Ryan Kerney	North Posey
2006-07	Jacob Kahle	Southridge
2007-08	Josh Mills	Heritage Christian
2008-09	Brady Tolle	Cass
2009-10	Timothy Connor	Monrovia
2010-11	Travis Franklin	North Putnam

Class A Recipients

Year	Name	School
1973-74	John Davis	Mishawaka Marian
1974-75	Paul Russell	Garrett
1975-76	Kevin Keller	Wes-Del
1976-77	Thomas Weber	Lafayette Central Catholic
1977-78	Ray Rockhill	Tippecanoe Valley
1978-79	Brian Way	Lawrenceburg
1979-80	Mark Shireman	Tippecanoe Valley
1980-81	Jeff Greer	Sheridan
1981-82	Jeffrey Berning	Woodlan
1982-83	Joel Martin	Oak Hill
1983-84	Brian Nehrig	Fountain Central
1984-85	Derry Zachery	Sheridan
1985-86	Cary Starnal	Jimtown
1986-87	Matt Vessely	North Judson
1987-88	Jeff Durham	Sheridan
1988-89	Brad Shields	Sheridan
1989-90	Joe Clark	Springs Valley
1990-91	Shawn Blaich	South Decatur
1991-92	Mark Franco	Indianapolis Cardinal Ritter
1992-93	Shelly Zachery	Sheridan
1993-94	Matthew Roland	North Miami
1994-95	Doug Morris	North White
1995-96	James Hanlin	Tri-West Hendricks
1996-97	Michael Lowe	Carroll (Flora)
1997-98	Tayt Odum	Pioneer
1998-99	Travis Delph	Sheridan
1999-00	Zachary Wagner	Perry Central
2000-01	Josh Smith	Attica
2001-02	Peter Wagner	Southern Wells
2002-03	Kole Ames	South Putnam
2003-04	Thomas Marshall	Seeger
2004-05	Spencer King	Indianapolis Cardinal Ritter
2005-06	Matt Cox	Knightstown
2006-07	Taylor Scott	Sheridan
2007-08	Zach Clapp	Rockville
2008-09	Brent Hume	Sheridan
2009-10	Greg Burns	Lafayette Central Catholic
2010-11	Cody Christopher	Lafayette Central Catholic

State Finals Attendance

Top Five Five-Game Attendance (Since 1985)

1.	56,050	2008
2.	51,217	2007
3.	46,162	2009
4.	44,303	2005
5.	43,701	1993

Top Five Three-Game Attendance (Since 1985)

1.	40,680	2008 (3A, 4A, 5A)
2.	38,478	2007 (3A, 4A, 5A)
3.	31,964	2005 (3A, 4A, 5A)
4.	31,650	2009 (3A, 4A, 5A)
5.	30,682	1997 (3A, 4A, 5A)

Top Five Two-Game Attendance (Since 1984)

1.	23,278	1984 (3A, 4A)
2.	21,596	1985 (4A, 5A)
3.	20,989	1986 (4A, 5A)
4.	20,700	1989 (4A, 5A)
5.	20,629	1993 (4A, 5A)

Top Five Class A, 2A Attendance (Since 1995)

1.	15,633	1995
2.	15,370	2008
3.	15,137	2000
4.	14,753	2001
5.	14,512	2009

Top Five Class 3A, 4A, 5A Attendance (Since 1995)

1.	40,680	2008
2.	38,478	2007
3.	31,964	2005
4.	31,650	2009
5.	30,682	1997

Year	1A	2A	3A	Total
1973-74	NA	NA	NA	NA
1974-75	2,005	3,434	4,428	9,867
1975-76	2,592	3,613	10,773	16,978
1976-77	2,049	2,993	6,915	11,957
1977-78	3,574	4,005	6,701	14,280
1978-79	3,098	5,803	9,039	17,940
1979-80	3,876	5,128	7,068	16,072
1980-81	3,090	4,471	10,777	18,338
1981-82	3,458	4,995	8,026	16,479
1982-83	3,452	4,300	7,992	15,744

Year	1A	2A	3A	4A	Total
1983-84	3,555	3,863	5,703	5,104	18,225

Year	1A, 2A	3A, 4A	Total
1984-85	10,900	23,278	34,178

Year	1A, 2A, 3A	4A, 5A	Total
1985-86	14,240	21,596	35,836
1986-87	16,893	20,989	37,882
1987-88	20,938	18,119	39,057
1988-89	21,050	18,048	39,098
1989-90	16,692	20,700	37,392
1990-91	23,887	18,730	42,617
1991-92	20,013	20,317	40,330
1992-93	20,396	16,082	36,478
1993-94	23,072	20,629	43,701
1994-95	21,478	19,954	41,432

Year	1A, 2A	3A, 4A, 5A	Total
1995-96	15,633	25,072	40,705
1996-97	12,593	27,211	39,804
1997-98	12,655	30,682	43,337
1998-99	14,269	26,085	40,354
1999-00	13,035	25,579	38,614
2000-01	15,137	27,744	42,881
2001-02	14,753	26,807	41,560
2002-03	10,891	27,787	38,678
2003-04	10,954	27,419	38,373
2004-05	12,931	26,148	39,079
2005-06	12,339	31,964	44,303
2006-07	10,603	29,395	39,998
2007-08	12,739	38,478	51,217
2008-09	15,370	40,680	56,050
2009-10	14,512	31,650	46,162
2010-11	10,809	28,832	39,641



2010 State Championships in Review

Class 5A State Championship Game

Lawrence Central (13-2) vs. Fishers (14-1)
 Date: Nov 27, 2010 • Site: Indianapolis, IN • Stadium: Lucas Oil Stadium • Attendance: 28,832 (Saturday's three-game total)

Score by Quarters	1	2	3	4	Score
Lawrence Central	7	0	6	6	19
Fishers	7	10	7	14	38

SCORING SUMMARY

1st	08:03	TIGERS	HINES, Alphonso 31 yd pass from ORRIS, Koby (LARREUR, Max kick) <i>10 plays, 64 yards, TOP 3:57</i>	0 - 7
	02:24	BEARS	SHELMAN, Anthony 15 yd pass from ROBERSON, Tre (CARDENAS, Vladimir kick) <i>1 play, 15 yards, TOP 0:05</i>	7 - 7
2nd	08:13	TIGERS	LARREUR, Max 32 yd field goal <i>14 plays, 38 yards, TOP 6:05</i>	7 - 10
	05:29	TIGERS	DAVIS, Eric 2 yd run (LARREUR, Max kick) <i>6 plays, 34 yards, TOP 2:33</i>	7 - 17
3rd	07:43	BEARS	ROBERSON, Tre 41 yd run (NGUYEN, Kevin kick failed) <i>8 plays, 70 yards, TOP 4:17</i>	13 - 17
	04:36	TIGERS	SLAUGHTER, Dakota 24 yd pass from ORRIS, Koby (LARREUR, Max kick) <i>3 plays, 16 yards, TOP 0:59</i>	13 - 24
4th	10:29	TIGERS	LEAMER, Max 34 yd pass from ORRIS, Koby (LARREUR, Max kick) <i>6 plays, 53 yards, TOP 2:35</i>	13 - 31
	07:58	BEARS	ROBERSON, Tre 14 yd run (GARDNER, Marcellion rush failed) <i>7 plays, 71 yards, TOP 2:26</i>	19 - 31
	05:15	TIGERS	HAUSER, R.C. 0 yd fumble recovery (LARREUR, Max kick) <i>5 plays, 65 yards, TOP 2:38</i>	19 - 38

Kickoff time: 7:16pm • End of Game: 9:55pm • Total elapsed time: 2:39. Referee: B. Kania • Umpire: W. Sorukas • Linesman: A. DeRue
 • Line judge: C. Henry • Back judge: T. Stutsman •
 Temperature: 70 • Wind: none • Weather: indoor, roof closed
 Phil N. Eskew Mental Attitude Award Winner: Fishers #8 - Koby Orris

Fishers was new to the Class 5A state championship game, but the Tigers played like a seasoned unit in their 38-19 victory over Lawrence Central.

Fishers, ranked No. 9 in both the Associated Press and Coaches polls, captured its first state title in only the fifth year of its football program. Coach Rick Wimmer's Tigers, 14-1, defeated four top 10-ranked opponents in their march through the postseason. Wimmer, who coached Zionsville to the 1987 Class 3A title, joined Dick Dullaghan, Mo Moriarity and John Hart as the only coaches to win state championships at two schools.

Fishers defensive lineman Taylor Halstead enjoyed a huge night, recovering a fumble that led to a touchdown and making 7 ½ tackles and four sacks. Tigers quarterback Koby Orris completed 12 of 22 passes for 191 and four touchdowns. Dakota Slaughter caught six passes for 90 yards and a touchdown.

Coach Jayson West's Lawrence Central team, ranked sixth by the Associated Press and eighth in the Coaches poll, also was playing in its first football state championship game. The Bears, who upset top-ranked and defending state champion Warren Central in their sectional opener, went on to garner their first sectional title in 13 years. They finished 13-2.

Lawrence Central quarterback Tre Roberson rushed for a net 74 yards and passed for 198 on 15-of-23 with one touchdown and one interception. Roberson's electrifying, 41-yard touchdown run early in the third quarter pulled the Bears within 17-13 before Fishers took control.

Class 4A State Championship Game

Fort Wayne Bisop Dwenger (13-1) vs. Indianapolis Cathedral (12-3)
 Date: Nov 27, 2010 • Site: Indianapolis, Ind. • Stadium: Lucas Oil Stadium

Score by Quarters	1	2	3	4	Score
Fort Wayne Bisop Dwenger	0	6	8	6	20
Indianapolis Cathedral	3	7	7	14	31

SCORING SUMMARY

1st	06:06	IRISH	FLECK, Jack 26 yd field goal <i>14 plays, 74 yards, TOP 5:54</i>	0 - 3
2nd	11:56	SAINTS	BLACK, Greg 25 yd field goal <i>5 plays, 60 yards, TOP 1:31</i>	3 - 3
	09:28	IRISH	BARTHEL, Connor 1 yd run (MYERS, Drake kick) <i>9 plays, 86 yards, TOP 2:23</i>	3 - 10
	01:52	SAINTS	BLACK, Greg 25 yd field goal <i>8 plays, 76 yards, TOP 3:05</i>	6 - 10
3rd	06:22	IRISH	ROBY, John 20 yd pass from BARTHEL, Connor (MYERS, Drake kick) <i>10 plays, 68 yards, TOP 3:58</i>	6 - 17
	06:11	SAINTS	WEST, Jalen 80 yd run (WRIGHT, Remound rush) <i>1 play, 80 yards, TOP 0:11</i>	14 - 17
4th	09:25	IRISH	HORN, Reece 45 yd pass from BARTHEL, Connor (MYERS, Drake kick) <i>8 plays, 91 yards, TOP 3:00</i>	14 - 24
	06:15	IRISH	GILLUM, Gino 11 yd run (MYERS, Drake kick) <i>5 plays, 36 yards, TOP 2:27</i>	14 - 31
	01:51	SAINTS	WRIGHT, Remound 2 yd run (RYAN, Patrick kick failed) <i>14 plays, 70 yards, TOP 4:17</i>	20 - 31

Kickoff time: 3:35 pm • End of Game: 6:21pm • Total elapsed time: 2:46. Referee: J. Goss • Umpire: B. Poole • Linesman: T. Bley •
 Line judge: F. Scheub • Back judge: M. Noojin •
 Temperature: 70 • Wind: none • Weather: indoor, roof closed
 Phil N. Eskew Mental Attitude Award Winner: Indianapolis Cathedral #10 - Connor Barthel

Indianapolis Cathedral ratcheted up the defensive pressure on Fort Wayne Bishop Dwenger, Class 4A's highest-scoring team, and captured a 31-20 victory and its eighth state championship.

The Irish, ranked No. 6 by the Associated Press and No. 7 in the Coaches' poll, became the fifth school with eight or more state titles. Finishing 12-3, Cathedral won its third 4A title in five years.

Coach Rick Streiff's Irish defense put the clamps on Bishop Dwenger, which came in averaging 47 points a game, when it counted most. On three occasions when Bishop Dwenger advanced inside Cathedral's 20-yard line, the Irish defense tightened, recovering a fumble once and holding the Saints to field goals twice.

Quarterback Connor Barthel hit 23 of 34 passes for 335 yards and two touchdowns for Cathedral, which outscored its six tournament opponents 322-99. John Rice caught eight passes for 121 yards and a score, and Reece Horn had six receptions for 122 yards and a TD. Gino Gillum led Irish rushers with 85 yards and a TD on 19 carries.

Coach Chris Svarczkopf's Bishop Dwenger team, playing in the final game for the second time in three seasons, fell short in its bid for a fourth state title. The second-ranked Saints finished 13-1.

Reymound Wright led the Saints' offense with 143 yards and a touchdown on 14 rushing attempts. Jalen West totaled 108 rushing yards, 80 coming on a touchdown run in the third quarter.

2010 State Championships in Review

Class 3A State Championship Game

South Bend St. Joseph's (9-6) vs. Indianapolis Bishop Chatard (11-4)
 Date: Nov 27, 2010 • Site: Indianapolis, Ind. • Stadium: Lucas Oil Stadium

Score by Quarters	1	2	3	4	Score
South Bend St. Joseph's	7	0	7	0	14
Indpls. Bishop Chatard	14	7	0	7	28

SCORING SUMMARY

1st 08:04	TROJANS	KLEINSHMIDT, Ryan 3 yd run (SCHEIDLER, Dan kick)			
		9 plays, 71 yards, TOP 3:56	0 - 7		
02:11	TROJANS	MILLER, Nolan 62 yd fumble recovery (SCHEIDLER, Dan kick)			
			0 - 14		
00:47	INDIANS	GILLIS, Peter 10 yd run (SOROCCO, Tyler kick)			
		4 plays, 54 yards, TOP 1:18	7 - 14		
2nd 02:09	TROJANS	KLEINSHMIDT, Ryan 2 yd run (SCHEIDLER, Dan kick)			
		8 plays, 67 yards, TOP 3:19	7 - 21		
3rd 04:24	INDIANS	WINN, Antonio 19 yd pass from MAT THEWS, Max (SOROCCO, Tyler kick)			
		5 plays, 56 yards, TOP 1:30	14 - 21		
4th 06:28	TROJANS	GUZEK, Teddy 29 yd pass from De SCHRYVER, Stephen (SCHEIDLER, Dan kick)			
		8 plays, 72 yards, TOP 2:38	14 - 28		

Kickoff time: 12:03pm • End of Game: 2:34 • Total elapsed time: 2:31
 Referee: L. Jones • Umpire: G. Pomasl • Linesman: R. Modricker • Line judge: M. Davis • Back judge: R. Scott • Temperature: 70 • Wind: none • Weather: indoor, roof closed
 Phil N Eskew Mental Attitude Award Winner: Indianapolis Bishop Chatard #40 - Joe Fehribach

A formidable running game, powered by Ryan Kleinschmidt, carried Indianapolis Bishop Chatard to a 28-14 victory over South Bend St. Joseph's in the Class 3A state championship game and elevated the Trojans to an unprecedented position in the IHSAA record book.

Bishop Chatard became the first school to win 10 Indiana football championships. Coach Vince Lorenzano, who made his seventh finals appearance, has led the Trojans to their last four titles. Bishop Chatard finished the season with 10 straight wins after a 1-4 start and outscored its six postseason opponents by a 230-59 margin.

Kleinschmidt rushed for 247 yards on 41 carries. His attempts set a new Class 3A game record and his yardage tied a record. Kleinschmidt and Bishop Chatard's sturdy offensive line set the tone on the opening drive as the junior running back rushed for 52 yards and a touchdown on seven attempts.

Bishop Chatard, ranked No. 3 in the state coaches poll and No. 4 by the Associated Press, turned to its passing game to pull away in the fourth quarter. Quarterback Stephen DeSchryver completed three of four passes for 70 yards and a touchdown to give the Trojans a 14-point lead with 6:28 left. DeSchryver was 9-of-13 for 115 yards in the game.

Coach Ben Downey's unranked St. Joseph's team finished 9-6 after starting the year 0-3. Senior quarterback Max Matthews passed for 191 yards on 15-of-21 with two interceptions and also rushed for 71 yards on 17 carries.

Class 2A State Championship Game

Fort Wayne Bishop Luers (14-1) vs. North Putnam (14-1)
 Date: Nov 26, 2010 • Site: Indianapolis, IN • Stadium: Lucas Oil Stadium • Attendance: 10,809 (Friday's two-game total)

Score by Quarters	1	2	3	4	Score
Fort Wayne Bishop Luers	0	7	13	6	26
North Putnam	0	0	0	14	14

SCORING SUMMARY

2nd 03:10	KNIGHTS	MULLEN, Kenny 7 yd run (STRONCZEK, Alex kick)			
		5 plays, 22 yards, TOP 2:48	7 - 0		
3rd 08:21	KNIGHTS	ROGERS, Michael 3 yd run (STRONCZEK, Alex kick)			
		8 plays, 54 yards, TOP 3:30	14 - 0		
01:24	KNIGHTS	FINCHER, Deangelo 11 yd run (STRONCZEK, Alex kick failed)			
		7 plays, 65 yards, TOP 2:34	20 - 0		
4th 09:33	COUGARS	FRANKLIN, Travis 13 yd run (SUMMERLOT, Cody kick)			
		10 plays, 75 yards, TOP 3:44	20 - 7		
07:35	KNIGHTS	GREEN, Everett 39 yd fumble recovery (STRONCZEK, Alex rush failed)			
			26 - 7		
02:43	COUGARS	KRATT, Travis 0 yd blocked punt return (SUMMERLOT, Cody kick)			
			26 - 14		

Kickoff time: 7:02pm • End of Game: 9:38 • Total elapsed time: 2:36
 Referee: D. Spencer • Umpire: M. Grenert • Linesman: B. Wirick • Line judge: J. Weinberg • Back judge: T. Holobyn • Temperature: 70 • Wind: none • Weather: indoor, closed roof
 Phil N. Eskew Mental Attitude Winner: North Putnam #18 Travis Franklin

Bishop Luers scored three second half touchdowns to blow open a close game and won a record-tying ninth state championship with its 26-14 decision over North Putnam at Lucas Oil Stadium.

It was the second consecutive year the Knights (14-1) reeled in the Class 2A state title and tied them with Indianapolis Bishop Chatard and Sheridan for most in state history. Chatard plays in the 3A championship game on Saturday.

With Luers leading 7-0 at halftime, Michael Rogers finished off the opening drive of the second half with a three yard run and Deangelo Fincher later scored on an 11-yard carry with 1:24 left in the quarter to extend the Knights' lead to 20-0.

North Putnam (14-1) got on the board early in the fourth on Travis Franklin's 13 yard run capping a 10 play drive to make it 20-7. Three plays into Luers' next possession, North Putnam's Caleb Vondersaar picked off his state finals record-tying third interception of the game at the Cougars' 43 yard line. North Putnam gave it right back though on the next play as the Cougars fumbled the handoff and Luers' Everett Green scooped it up and ran it back for a 39 yard touchdown killing the North Putnam momentum. The two point attempt failed and Luers owned a 26-7 lead with 7:35 left.

The Cougars' Hank Spencer later blocked a Luers punt at its own 16 and Travis Katt recovered it in the endzone to cut the lead to 26-14 with 2:43 left.

Bishop Luers had set up its first score of the game when Kendrick Mullen intercepted a North Putnam pass with 5:58 before halftime and returned it to the Cougars 22 yard line. Five plays later, older brother Kenny Mullen carried seven yards for the score and the kick made it 7-0.

Vondersaar's three interceptions set a 2A state championship game record and tied the state finals record set by Wes Kendall of Zionsville in the 1996 3A championship game.

The state championship also marked the eighth for Luers coach Matt Lindsay tying him with Dick Dullaghan for second-most in state history.

North Putnam, coached by Greg Barrett, was playing in its first state championship game in any sport.

2010 State Championships in Review

Class A State Championship Game

Laf. Cent. Catholic (15-0) vs. Fountain Cent. (13-2)

Date: Nov 26, 2010 • Site: Indianapolis, IN • Stadium: Lucas Oil Stadium

Score by Quarters	1	2	3	4	Score
Lafayette Central Catholic	7	0	7	17	31
Fountain Central	0	6	0	0	6

SCORING SUMMARY

1st	04:04	KNIGHTS	SCHRADER, Brad 3 yd run (NOONAN, Niall kick) <i>4 plays, 22 yards, TOP 1:46</i>	7 - 0
2nd	07:10	MUSTANGS	DUANE, Michael 1 yd run (MITCHELL, Andrew pass failed) <i>17 plays, 70 yards, TOP 8:45</i>	7 - 6
3rd	05:08	KNIGHTS	MUNN, Austin 1 yd run (NOONAN, Niall kick) <i>9 plays, 50 yards, TOP 4:17</i>	14 - 6
4th	10:26	KNIGHTS	NOONAN, Niall 23 yd field goal <i>10 plays, 50 yards, TOP 5:13</i>	17 - 6
	08:16	KNIGHTS	CHRISTOPHER, Cody 11 yd run (NOONAN, Niall kick) <i>2 plays, 17 yards, TOP 0:46</i>	24 - 6
	06:20	KNIGHTS	ANTHROP, Danny 41 yd run (NOONAN, Niall kick) <i>2 plays, 44 yards, TOP 0:52</i>	31 - 6

Kickoff time: 3:33pm • End of Game: 5:59pm • Total elapsed time: 2:26

Referee: M. Baas • Umpire: R. Fisher • Linesman: M. Purichia • Line judge: J. Zorman • Back judge: B. Berry • Temperature: 70 • Wind: none • Weather: Indoor, roof closed
Phil N. Eskew Mental Attitude Winner: Lafayette Central Catholic #4 Cody Christopher.

Led by a stout defense and an efficient running attack, unbeaten and No. 1-ranked Lafayette Central Catholic captured a 31-6 victory over Fountain Central to continue its dominance in Class A state football.

The state championship was the Knights' second straight and fourth overall. Coach Kevin O'Shea's team also extended its winning streak to 30 games with its second consecutive 15-0 season. The Knights, who were champions of the Hoosier Heartland Conference, are 47-3 over the last four seasons.

The 2010 football crown was the second state title in a span of 20 days for the Lafayette school. It won the Class A volleyball championship on Nov. 6.

The Knights led only 7-6 at halftime but used an interception by Austin Mitchell and a fumble recovery by Cody Christopher to set up second-half touchdowns. The Knights amassed 204 rushing yards in the game, led by Danny Anthrop's 93 on six carries.

Coach Rick Malone's Fountain Central team, ranked No. 4 in the Associated Press poll and No. 6 in the State Coaches poll, finished its season at 13-2. The Mustangs, champions of the Wabash River Conference, were playing in their fourth title game and seeking their second state championship. They lost 52-0 to Lafayette Central Catholic in last year's state final.

Andrew Mitchell gained 59 rushing yards for the Mustangs, who totaled 136 on the ground. Mitchell also passed for 56 yards on four completions in eight attempts.



Lafayette Central Catholic Knights

Class A



Lt.	Dk.	Name	Gr.	Ht.	Wt.	Position(s)
2	2	Travis Smith	12	6-0	155	SE/DB
4	4	Tim Wagner	10	5-7	155	QB/OLB
5	5	Timmy Mills	11	5-10	150	SE/DB
6	6	Derrick Brown	9	5-10	160	WB/DB
7	7	Jake Churchill	11	5-11	160	WB/DB
8	8	Austin Munn	12	6-1	170	QB/DB
9	9	Jared Joyce	9	5-5	125	WB/OLB
11	11	Eli Behr	9	5-10	130	SE/DB
12	12	Hayes Cronk	10	6-3	170	QB/DB
14	14	Brad Schrader	11	5-10	180	RB/DB
15	15	Mason Fisher	10	6-3	155	SE/DB
16	16	Ty Preston	10	5-9	130	QB/DB
17	17	Will Jones	11	5-11	150	WB/DB
20	20	Ethan Weisgerber	10	5-11	140	SE/DB
21	21	Joe Corcoran	9	6-0	160	WB/LB
22	22	Matt Burks	12	5-11	155	SE/OLB
23	23	Matt Bouggy	11	5-9	135	K
24	24	John Paul Santos	11	5-11	150	SE/DB
25	25	Nigel Hensley	10	5-9	135	SE/DB
26	26	Nick Zak	11	6-0	180	SE/OLB
27	27	Jarrod Patzschke	10	6-3	155	SE/DB
28	28	Andrew Hubertz	11	6-2	180	SE/OLB
29	29	Joe Smith	10	6-2	170	WB/DB

Lt.	Dk.	Name	Gr.	Ht.	Wt.	Position(s)
31	31	Sam Kochert	11	5-10	170	RB/LB
33	33	Danny Anthrop	12	6-1	180	WB/DB
41	41	Tyler Schrader	10	5-11	160	RB/OLB
50	50	Ross Corcoran	11	6-2	200	OL/LB
51	51	Nelson Almond	12	6-0	195	OL/LB
52	52	Caeb Onken	10	6-1	200	OL/LB
53	53	John Schrader	12	6-5	195	OL/DL
54	54	Casey Bollock	11	6-3	220	OI/DL
55	55	Jacob Matson	12	5-10	225	OL/DL
56	56	Patrick Mackey	11	6-1	215	OL/DL
57	57	Landon Miller	9	6-1	170	OL/DL
60	60	Joey Talley	11	6-1	185	OL/LB
61	61	Jimmy Mills	11	5-8	155	OL/DL
62	62	Bayley Fontaine	9	5-11	170	OL/LB
63	63	Will Beardmore	10	5-9	185	OL/DL
65	65	Mike Rosebraugh	12	5-10	230	OL/DL
67	67	Sam Scheetz	10	6-3	175	OL/DL
68	68	Jeff Adams	12	6-0	285	OL/DL
70	70	Matt Thieme	11	6-3	195	OL/DL
72	72	Robby Fortwendel	11	6-3	260	OL/DL
74	74	Drake Hoover	12	5-11	240	OL/DL
77	77	Sam Bondi	9	5-3	155	OL/DL

Lafayette Central Catholic Knights

Class A



Team Statistics

	Laf. Central Catholic	Opponents
Total Points / Points Per Game	628 / 44.9	89 / 6.4
First Downs / Per Game	198 / 14.1	134 / 9.6
Rushing Yards / Per Game	2,846 / 203.3	1,550 / 110.7
Passing Yards / Per Game	2,245 / 160.4	925 / 66.1
Total Yards / Per Game	5,091 / 363.6	2,475 / 176.8
Fumbles Recovered By	5	14
Intercepted By	3	17
Total Punts / Average	36 / 39.1	N/A
Penalties / Yards	N/A	N/A

Individual Statistics

Scoring		G	TD	1-Pt.	2-Pt.	FG	TP	PPG
33	Danny Anthrop	14	48	--	2	--	292	20.9
23	Matt Bouggy	14	--	77	--	4	89	6.4
14	Brad Schrader	12	10	--	--	--	60	5.0
5	Timmy Mills	14	8	--	--	--	48	3.4
7	Jake Churchill	7	--	--	--	--	42	3.0

Rushing		G	Att.	Yds.	TD	YPG	YPC	Long
33	Danny Anthrop	14	116	1502	29	107.3	12.9	93
14	Brad Schrader	12	105	748	9	62.3	7.1	72
7	Jake Churchill	14	20	217	2	15.5	10.8	77

Passing		G	Comp.	Att.	Int.	TD	Yds.	YPG
8	Austin Munn	14	119	178	3	26	2171	155.1

Receiving		G	Rec.	Yds.	TD	YPG	YPC	Long
33	Danny Anthrop	14	44	834	13	59.6	19.0	62
5	Timmy Mills	14	25	588	6	42.0	23.5	81
7	Jake Churchill	14	21	322	4	23.0	15.3	56
22	Matt Burks	14	9	214	3	15.3	23.8	51

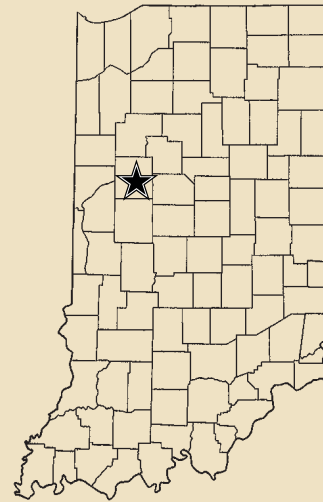
Defense		G	Tackles	For Loss	Sacks	INT	FC	FR
50	Ross Corcoran	14	119	11	3	0	0	1
2	Travis Smith	14	108	6	0	4	1	0
31	Sam Kochert	14	105	5	2	0	1	2
22	Matt Burks	14	100	15	4	5	0	1
33	Danny Anthrop	14	62	7	0	4	1	1
55	Jacob Matson	14	67	13	3	0	1	1

State Finals History

State Champion: **(4)** 1976 (A), 1999 (A), 2009 (A), 2010 (A)
 Appearances: **(5)** 1976 (A), 1999 (A), 2009 (A), 2010 (A), 2011 (A)



Kevin O'Shea
Head Coach



Team Facts

City/Town: Lafayette
 County: Tippecanoe
 Superintendent: Dr. Marie Williams
 Principal: Joe Brettnacher
 Athletic Director: Tim Bordenet
 Asst. Athletic Director: Pat O'Keefe
 Head Coach: Kevin O'Shea
 Assistant Coaches: Mark Brown, Mike Hammons, Jeff Onken, Frank O'Shea, Tim O'Shea, Jim Schrader, Ed Tilley
 Equipment Manager: Tom Yarnall
 Offensive Formation: Run-n-Shoot
 Defensive Formation: 3-4
 Colors: Navy Blue and White
 Conference: Hoosier
 Enrollment: 227
 Last Year's W-L Record: 15-0

Season Results (14-0)

8/19 at Delphi W 33-3
 8/27 vs. Guerin Catholic W 41-21
 9/2 at Twin Lakes W 62-12
 9/9 Culver Academies W 21-0
 9/16 Benton Central W 54-7
 9/23 at Tipton W 49-6
 9/30 Heritage Christian W 55-0
 10/7 Rensselaer Central W 49-6
 10/14 West Lafayette W 21-14

Sectional

10/21 at Pioneer W 47-6
 10/28 North White W 56-6
 11/4 Caston W 69-8

Regional

11/11 South Newton W 54-0

Semi-State

11/18 Sheridan W 17-0

Lafayette Central Catholic Depth Chart

Offense			•••••	Defense		
Pos.	No.	Name	•	Pos.	No.	Name
QB	8	Austin Munn	•	DE	65	Mike Rosebraugh
	7	Jake Churchill	•		68	Jeff Aadms
FB	14	Brad Schrader	•	DE	53	John Schrader
	31	Sam Kochert	•		56	Patrick Mackey
RWB	33	Danny Anthrop	•	N	55	Jacob Matson
	29	Joe Smith	•		68	Jeff Adams
LWB	7	Jake Churchill	•	OLB	28	Andrew Hubertz
	17	Will Jones	•		26	Nick Zak
LSE	22	Matt Burks	•	OLB	22	Matt Burks
	28	Andrew Hubertz	•		41	Tyler Schrader
RSE	5	Timmy Mills	•	ILB	50	Ross Corcoran
	27	Jarrod Patzschke	•		60	Joey Talley
LT	70	Matt Theime	•	ILB	31	Sam Kochert
	50	Ross Corcoran	•		51	Nelson Almond
LG	74	Drake Hoover	•	CB	7	Jake Churchill
	55	Jacob Matson	•		25	Nigel Hensley
C	51	Nelson Almond	•	CB	17	Will Jones
	65	Mike Rosebraugh	•		5	Timmy Mills
RG	68	Jeff Adams	•	SS	33	Danny Anthrop
	60	Joey Talley	•		14	Brad Schrader
RT	56	Patrick Mackey	•	FS	2	Travis Smith
	50	Ross Corcoran	•		24	John Paul Santos
Specialists			•			
Pos.	No.	Name	•			
Punter	8	Austin Munn	•			
Placekicker	23	Matt Bouggy	•			
Kickoffs	21	Joe Corcoran	•			
Long Snapper	7	Jake Churchill	•			
Holder	22	Matt Burks	•			
Punt Returns	33	Danny Anthrop	•			
	5	Timmy Mills	•			
Kickoff Returns	33	Danny Anthrop	•			
	5	Timmy Mills	•			

Lafayette Central Catholic Head Coach Kevin O'Shea

Name: Kevin O'Shea

Age:46

Spouse's Name:Jennifer

Years Married:23

Children's Names and Ages: Ryan (21), Kaitlyn (19), Kiera(17)

Current Occupation and Employer: Teacher - Lafayette Catholic Schools

No. of Yrs.:4

If a teacher, what subjects and grades do you teach: Mathematics: Algebra II, Geometry

Education:

College: Franklin College

Year Graduated:1988

Degree(s) / Major:Mathematics/Secondary Education

High School:McCutcheon

Year Graduated:1984

Athletic Participation:

Sport	High School Years	College Years
Football	1980-1983	1984-1987
Baseball	1981-1984	
Basketball	1981-1982	

As A High School Or College Player, Have You Ever Competed In A State Or National Championship Event In Any Sport? If Yes, Please Give Details: State Championship 1982 Football

Coaching Experience (Football Only)

Number of Years as Varsity Head Coach at Current School (ie: 5 years): 4

Actual Years as Varsity Head Coach at Current School (ie: 1996-2000): 2008-2011

Won-Loss Record as Varsity Head Coach at Current School: 53-2

Overall Varsity Head Coaching Record: 153-65

Please list below where you've coached during your career starting with your current position:

School	Head / Asst.	No. of Years	Actual Years
Crown Point HS	Asst	5	1988-1993
Delta HS	Head	5	1993-1998
McCutcheon HS	Head	9	1998-2007
Attica HS	Head	1	2007-2008
Laf. Central Catholic	Head	4	2008-2011

Tournament Championships (As the Varsity Head Coach, list years your team won):

Sectional: 1976, 1989, 1999, 2005, 2009, 2010, 2011

Regional: 1976, 1999, 2009, 2010, 2011

Semi-State: 1999, 2009, 2010, 2011

State Championship: 1976, 1999, 2009, 2010

Something Interesting About You Personally Or Professionally That People Might Not Know:

NAIA National Passing and Total offense Leader in 1987

Threw the first TD pass, in Hoosier Dome, during the All-Star game in 1984



Indianapolis Sccecina Memorial Crusaders

Class A



Lt.	Dk.	Name	Gr.	Ht.	Wt.	Position(s)
10	10	Matt Deering	12	6-0	170	WR
11	11	Robert Rennick	11	5-10	150	QB
12	12	Kirby Cox	10	5-10	140	DB
13	13	Nolan Ayres	10	6-1	150	QB
14	14	Thomas Allgood	11	5-10	160	RB
15	15	Brian Allgood	10	6-0	165	QB
20	20	Leffler Rocky	10	5-8	150	DB
21	21	Alex Okerson	12	5-8	155	FB
22	22	Jack Manley	12	6-0	185	TE
23	23	David Tarver	11	5-8	180	RB
26	26	Tyler Lewis	9	5-9	135	QB
27	27	Ryan Frain	12	6-0	200	P/K
28	28	Nick Newhart	9	5-8	135	QB
29	29	Elijah Broschart	10	5-10	175	RB
31	31	Jordan Brown	10	5-10	150	FB
32	32	Logan Delaney	12	5-11	165	WR
33	33	Abe Hagist	9	5-8	145	FB
34	34	Austin Montgomery	9	5-8	135	WR
36	36	Andrew Bledsoe	10	5-7	150	FB
37	37	Ryan Slipher	10	5-5	150	FB
38	38	Quincy Thomas	9	5-9	140	WR
40	40	Chris Wilson	9	6-0	190	TE
41	41	Charlie Therber	11	5-11	190	FB
42	42	Robert Tandy	12	5-8	145	WR
43	43	Dylan Richardson	11	6-2	235	TE
44	44	Nicholas Scoville	12	6-2	190	FB
45	45	Curtis Henley	11	5-9	185	FB
46	46	Jordan Mitchell	10	5-8	150	FB
50	50	Connor Tooley	11	6-0	200	OL
51	51	Nate Canterbury	9	6-2	210	OL
52	52	Justin Cavanaugh	11	6-3	220	OL

Lt.	Dk.	Name	Gr.	Ht.	Wt.	Position(s)
53	53	Mitchell Singleton	12	6-4	240	OL
54	54	Sam Burck	10	6-0	210	OL
55	55	Dustin Embry	11	5-10	185	OL
56	56	Aaron Lee	9	6-1	200	OL
57	57	Daniel Kirk	12	5-11	215	OL
58	58	Galen Monroe	10	5-11	180	OL
59	59	Patrick Kenney	10	5-7	165	OL
60	60	Kevin Thacker	10	5-8	165	OL
61	61	Andy Duckett	10	5-7	180	OL
62	62	Adam Waidlich	10	5-7	200	OL
63	63	Leo Hagist	10	5-8	180	OL
64	64	Adam Schroedle	10	5-9	180	OL
65	65	Andrew McCallister	12	5-11	220	OL
67	67	Christian Johnson	11	6-4	260	OL
68	68	Luke Frain	9	6-0	210	OL
71	71	Gary Fisher	10	6-2	275	OL
72	72	Jared Smith	10	6-2	275	OL
75	75	Dustin Feltner	11	6-3	255	OL
76	76	Elijah Runge	9	5-8	220	OL
77	77	Miguel Arredondo	11	6-0	240	OL
78	78	Ryan Lacy	10	6-5	270	OL
80	80	James Hadley	10	6-3	190	TE
81	81	Travis Cravens	9	6-1	180	TE
82	82	Nick Asher	10	5-11	175	TE
83	83	Aaron Leming	10	5-9	155	WR
84	84	Gary Gee	11	6-3	190	WR
85	85	Sam Elmore	11	6-1	200	TE
86	86	Dason Killilea	10	6-2	170	TE
87	87	Jordan Tucker	11	6-0	180	WR
88	88	Kevin Hannah	10	5-8	165	TE

Indianapolis Scecina Memorial Crusaders

Class A



Team Statistics

	Indpls. Scecina	Opponents
Total Points / Points Per Game	436 / 31.1	233 / 16.6
First Downs / Per Game	153 / 10.9	157 / 11.2
Rushing Yards / Per Game	3,587 / 256.2	2,137 / 152.6
Passing Yards / Per Game	799 / 57.1	1,975 / 141.1
Total Yards / Per Game	4,386 / 313.3	4,112 / 293.7
Fumbles Recovered By	12	9
Intercepted By	22	2
Total Punts / Average	36 / 39.1	53 / 30.9
Penalties / Yards	61 / 527	84 / 660

Individual Statistics

Scoring		G	TD	1-Pt.	2-Pt.	FG	TP	PPG
23	David Tarver	14	22	--	--	--	132	9.4
14	Thomas Allgood	14	18	--	1	--	110	7.9
27	Ryan Frain	14	--	48	--	4	60	4.3
11	Robert Rennick	14	8	--	--	--	48	3.4
10	Matt Deering	14	5	--	--	--	30	2.1

Rushing		G	Att.	Yds.	TD	YPG	YPC	Long
23	David Tarver	14	167	1553	19	110.9	9.3	80
14	Thomas Allgood	14	174	1142	17	81.6	6.6	73
21	Alex Okerson	10	37	214	1	21.4	5.8	29
29	Elijah Broschart	9	34	196	2	21.8	5.8	25

Passing		G	Comp.	Att.	Int.	TD	Yds.	YPG
11	Robert Rennick	14	55	102	2	19	749	53.5
13	Nolan Ayres	6	2	5	0	1	11	1.8
14	Thomas Allgood	14	1	3	0	0	39	2.8

Receiving		G	Rec.	Yds.	TD	YPG	YPC	Long
10	Matt Deering	14	22	329	5	23.5	15.0	47
85	Sam Elmore	13	12	182	3	14.0	15.2	38
14	Thomas Allgood	14	11	129	1	9.2	11.7	30
23	David Tarver	14	4	83	1	5.9	20.8	58
87	Jordan Tucker	13	3	38	1	2.9	12.7	21

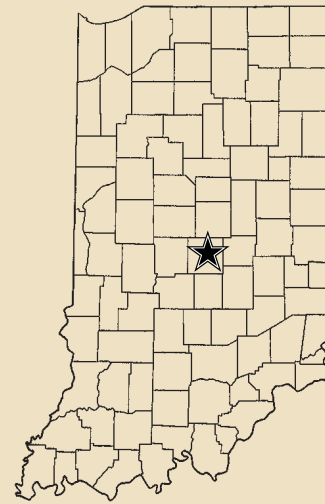
Defense		G	Tackles	For Loss	Sacks	INT	FC	FR
44	Nick Scoville	14	113	14	1/7	2	1	3
80	Jimmy Hadley	14	81	11	2/13	0	1	1
14	Thomas Allgood	14	74	8	1/9	4	0	1
53	Mitch Singleton	14	66	28	5/34	0	2	1
29	Elijah Broschart	13	56	4	0.5/4	3	0	0
67	Christian Johnson	14	47	16	6.5/4	4	0	0

State Finals History

State Champion: **(2)** 1990 (2A), 1991 (2A)
 Appearances: **(3)** 1990 (2A), 1991 (2A), 2011 (A)



Ott Hurrle
Head Coach



Team Facts

City/Town: Indianapolis
 County: Marion
 Superintendent: Dr. Ron Costello
 President: Joseph Therber
 Principal: John Hegarty
 Athletic Director: Jason Kehrer
 Head Coach: Ott Hurrle
 Assistant Coaches: Mike Battles, Daniel Davis, Dennis Davis, Joey Grant, Mike Harris, Mike Kirk, K.C. Leffler, John Lux, Frank Marino, Brian Rosswurm, Tony Schmoll, and Tyran Thompson
 Statisticians: Bill Bevan, Evan Knoop, and David Smock
 Athletic Trainer: Anna Foster and Alison Hicks
 Chaplain: Fr. Rob Hausladen
 Offensive Formation: I
 Defensive Formation: 50
 Colors: Cardinal Red and Gold
 Conference: Indiana Crossroads
 Enrollment: 340
 Last Year's W-L Record: 5-6

Season Results (11-3)

8/19	at Indpls. Howe Academy	W	26-12
8/26	at Speedway	L	3-27
9/2	Park Tudor	W	42-27
9/9	at Beech Grove	W	31-7
9/16	Roncalli	L	13-40
9/23	Lapel	W	24-7
9/30	at Triton Central	W	39-23
10/7	Indpls. Cardinal Ritter	L	28-45
10/14	at Indianapolis Lutheran	W	42-7

Sectional

10/21	at Tri	W	44-8
10/28	Knightstown	W	43-22
11/4	Northeastern	W	49-0

Regional

11/11	North Vermillion	W	35-8
-------	------------------	---	------

Semi-State

11/18	Linton-Stockton	W	17-0
-------	-----------------	---	------

Indianapolis Sccecina Depth Chart

Offense

Pos.	No.	Name
QB	11	Robert Rennick
QB	13	Nolan Ayres
RB1	14	Thomas Allgood
RB1	29	Elijah Broschart
RB2	23	David Tarver
RB2	31	Jordan Brown
WR1	10	Matt Deering
WR1	84	Gary Gee
WR2	87	Jordan Tucker
WR2	44	Nick Scoville
TE	85	Sam Elmore
TE	44	Nick Scoville
RT	75	Dustin Feltner
RT	65	Andrew McCallister
RG	53	Mitch Singleton
RG	67	Christian Johnson
C	57	Daniel Kirk
C	71	Gary Fisher
LG	54	Sam Burck
LG	61	Andy Duckett
LT	52	Justin Cavanaugh
LT	78	Ryan Lacy

Defense

Pos.	No.	Name
RE	53	Mitch Singleton
RE	78	Ryan Lacy
N	55	Dustin Embry
N	71	Gary Fisher
LE	67	Christian Johnson
LE	51	Nate Canterbury
MLB	44	Nick Scoville
MLB	59	Pat Kenney
MLB	80	Jimmy Hadley
MLB	56	Aaron Lee
OLB	22	Jack Manley
OLB	41	Charlie Therber
OLB	50	Connor Tooley
OLB	40	Chris Wilson
CB	10	Matt Deering
CB	12	Kirby Cox
CB	29	Elijah Broschart
CB	20	Rocky Leffler
S	32	Logan Delaney
S	83	Aaron Leming
S	14	Thomas Allgood
S	13	Nolan Ayres

Specialists

Pos.	No.	Name
Punter	27	Ryan Frain
	83	Aaron Leming
Placekicker	27	Ryan Frain
	83	Aaron Leming
Kickoffs	27	Ryan Frain
	83	Aaron Leming
Long Snapper	52	Justin Cavanaugh
	64	Adam Schroedle
Holder	14	Thomas Allgood
	20	Rocky Leffler
Punt Returns	14	Thomas Allgood
	23	David Tarver
Kickoff Returns	12	Kirby Cox
	14	Thomas Allgood

Indianapolis Scecina Head Coach Ott Hurre

Name: Ott Hurre

Age: 59

Spouse's Name: N/A

Years Married: N/A

Children's Names and Ages: N/A

Current Occupation and Employer: Teacher, Scecina Memorial High School

No. of Yrs.: 34

If a teacher, what subjects and grades do you teach: Physical Education Grades 10-12

Education:

College: Butler University

Year Graduated: 1975

Degree(s) / Major: B.S./Education, M.S. (1981)/Education

High School: Scecina Memorial High School

Year Graduated: 1970

Athletic Participation:

Sport	High School Years	College Years
Football	1966, 1967, 1968, 1969	1970, 1971, 1972, 1973
Wrestling	1966-67, 1967-68, 1968-69	
Baseball	1968, 1969, 1970	

As A High School Or College Player, Have You Ever Competed In A State Or National Championship Event In Any Sport? If Yes, Please Give Details: No

Coaching Experience (Football Only)

Number of Years as Varsity Head Coach at Current School (ie: 5 years): 20

Actual Years as Varsity Head Coach at Current School (ie: 1996-2000): 1988-1994, 1999-Present

Won-Loss Record as Varsity Head Coach at Current School: 130-103

Overall Varsity Head Coaching Record: 131-112

Please list below where you've coached during your career starting with your current position:

School	Head / Asst.	No. of Years	Actual Years
Scecina Memorial H.S.	Head Coach	13	1999-Present
Northwestern H.S.	Head Coach	1	1998
Butler University	Assistant	3	1995-1997
Scecina Memorial H.S.	Head Coach	7	1988-1994
Scecina Memorial H.S.	Assistant	14	1974-1987

Tournament Championships (As the Varsity Head Coach, list years your team won):

Sectional: 1990, 1991, 1994, 2000, 2002, 2011

Regional: 1990, 1991, 1994, 2002, 2011

Semi-State: 1990, 1991, 2011

State Championship: 1990, 1991


Something Interesting About You Personally Or Professionally That People Might Not Know:

I have my mother, Eileen Hurre, critique the game films.



Fort Wayne Bishop Luers Knights

Class 2A



Lt.	Dk.	Name	Gr.	Ht.	Wt.	Position(s)
1	1	Tyvel Jemison	11	5-10	165	RB/DB
2	2	Kendrick Mullen	11	5-7	155	DB
3	3	James Knapke	12	6-3	200	QB
4	4	Damontre Cato	12	5-7	160	RB
5	5	Jermar'quay Brooks	11	5-8	195	LB
6	6	Travis Eckert	9	6-1	155	QB
7	7	Andrew Yaney	12	6-1	175	WR/DB
8	8	Charles Gaston	11	5-10	165	RB
9	9	Jaylon Smith	11	6-3	213	LB
10	10	Mike Rogers	11	6-1	185	WR
11	11	Kacey Harvey	12	6-0	218	LB
12	12	Kaliq Jackson	11	6-0	140	WR
13	13	Matthew Williamson	11	6-2	155	WR
14	14	Quinn Cook	10	6-1	170	QB
15	15	Montez Brooks	12	5-10	230	LB
16	16	David Shank	11	5-11	155	WR
17	17	Sean Katen	11	5-8	168	K
18	18	Kyle Bliss	11	5-8	160	QB
19	19	Channing Williams	11	6-0	180	WR
20	20	Chance Young	10	5-8	145	DB
21	21	Andrew Spencer	11	5-11	165	DB
22	22	Diontez Williams	10	5-7	151	DB
23	23	Nick Morken	10	5-9	185	RB
24	24	Logan Dorman	12	5-9	198	DB
25	25	Grayson Carpenter	12	5-10	185	LB
26	26	Brandon Dock	11	5-8	150	WR
29	29	Greg Strack	12	6-2	182	K
30	30	Jocquail Allen	10	5-5	125	WR
31	31	Brandon Yeager	10	5-11	120	DB
32	32	Jaquale Cooper	11	5-10	185	RB
33	33	Damian Brough	9	5-8	155	RB/LB
34	34	Nick Deiser	11	5-9	145	LB
35	35	Mike Reed	10	5-6	140	WR
36	36	Everett Green	11	5-9	195	OL/DL
40	40	Aaron Lamaster	11	5-9	190	LB
41	41	Nathan Grabner	10	6-0	165	DE
42	42	Drew Morken	12	6-0	205	DE

Lt.	Dk.	Name	Gr.	Ht.	Wt.	Position(s)
43	43	Schuyler Aghabekian	10	5-11	155	DE
44	44	Brandon Volmerding	10	5-10	165	LB
45	45	Tristan Coker	10	6-1	190	DE
47	47	Jeremiah Gaston	9	5-7	145	RB
49	49	Tyrell Johnson	9	5-9	160	WR
50	50	Matt Wood	12	5-11	190	OL/DL
52	52	Patrick Shank	10	5-11	182	OL/DL
54	54	Jack Sturm	11	6-3	235	OL
57	57	Tyler Fuller	12	5-9	290	OL/DL
58	58	Dan Beckman	11	6-3	310	OL/DL
59	59	Casey Baker	12	6-4	240	OL/DL
60	60	Spencer Wampole	10	6-1	210	OL/DL
61	61	John Savio	11	5-9	224	OL/DL
62	62	Matt Stroufe	11	6-1	222	OL/DL
64	64	Will Nolan	11	5-10	180	OL/DL
65	65	Caleb Moreno	10	5-10	176	OL/DL
66	66	Jacob Burns	10	5-10	215	OL/DL
67	67	Bill Berghoff	12	6-0	248	OL/DL
69	69	Tom Carrier	11	6-3	245	OL/DL
70	70	Jon Knapke	9	6-1	230	OL/DL
71	71	Tyler Green	11	6-2	235	OL/DL
72	72	Wesley Hutson	10	6-1	208	OL/DL
73	73	Tony Fair	10	6-2	285	OL/DL
76	76	Chad Wyss	11	6-1	265	OL/DL
77	77	Javond Williams	12	6-7	310	OL/DL
78	78	Malik Ojuri	11	6-1	285	OL/DL
79	79	Marc Cotter	11	6-1	285	OL/DL
80	80	Andrew Menchaca	12	5-8	142	WR
81	81	Ricky Canales	10	5-5	170	RB
83	83	Jordan Starks	12	6-3	190	DE
84	84	Josh Gibson	10	5-9	155	DB
85	85	Austin Armstrong	10	5-10	184	DE
86	86	Braden Thiele	10	6-1	186	DE
87	87	Quinton Gardner	10	6-1	155	WR
88	88	Solomone Smith	9	6-3	170	WR
89	89	Isaac Case	10	5-4	113	WR

Fort Wayne Bishop Luers Knights

Class 2A



Team Statistics

	FW Bishop Luers	Opponents
Total Points / Points Per Game	544 / 41.8	196 / 15.0
First Downs / Per Game	202 / 15.5	110 / 8.5
Rushing Yards / Per Game	2,744 / 211	931 / 71.6
Passing Yards / Per Game	2,000 / 154	1,089 / 84.0
Total Yards / Per Game	4,744 / 365.0	2,020 / 155.3
Fumbles Recovered By	17	7
Intercepted By	16	4
Total Punts / Average	35 / 34.2	64 / 27.4
Penalties / Yards	70 / 629	59 / 490

Individual Statistics

Scoring	G	TD	1-Pt.	2-Pt.	FG	TP	PPG
9 Jaylon Smith	13	29	--	--	--	174	13.4
10 Michael Rogers	13	17	--	--	--	102	7.8
29 Greg Strack	13	--	65	--	3	74	5.7
1 Tyvel Jemison	13	8	--	--	--	48	3.7
32 Jaquale Cooper	13	7	--	--	--	42	3.2

Rushing	G	Att.	Yds.	TD	YPG	YPC	Long
9 Jaylon Smith	13	133	1189	23	91.5	8.9	75
32 Jaquale Cooper	13	68	474	6	37.0	7.5	52
1 Tyvel Jemison	13	57	354	3	27.2	6.2	32
8 Charles Gaston	13	36	218	2	17.0	6.6	24
4 DJ Cato	13	34	171	1	13.1	5.0	22

Passing	G	Comp.	Att.	Int.	TD	Yds.	YPG
3 James Knapke	13	115	206	4	27	1984	153.0
14 Quinn Cook	6	2	3	0	0	16	--

Receiving	G	Rec.	Yds.	TD	YPG	YPC	Long
10 Michael Rogers	13	43	992	15	76	23.0	78
1 Tyvel Jemison	13	10	251	2	19.3	25.1	35
2 Kendrick Mullen	13	13	266	2	20.5	20.5	43
9 Jaylon Smith	13	17	191	4	15.0	11.2	32
8 Charles Gaston	13	8	82	0	6.3	10.2	15

Defense	G	Tackles	For Loss	Sacks	INT	FC	FR
15 Montez Brooks	12	85	29	5/33	0	2	2
1 Tyvel Jemison	13	66	8	3	3	1	--
9 Jaylon Smith	13	49	18	8/34	1	0	2
58 Dan Beckman	13	45	18	6/28	0	1	1
36 Everett Green	13	60	15	3/14	0	1	3
40 Aaron LaMaster	13	59	5				

State Finals History

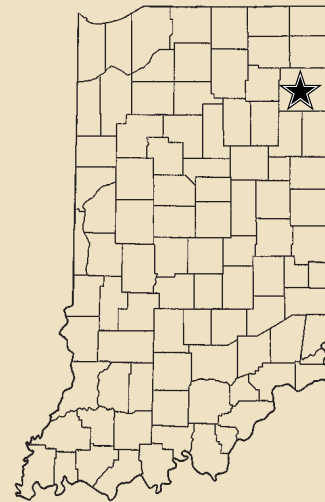
State Champion: (9) 1985 (2A), 1989 (2A), 1992 (2A), 1999 (2A), 2001 (2A), 2002 (2A), 2007 (2A), 2009 (2A), 2010 (2A)

Runner-Up: (4) 1983 (2A), 1991 (2A), 1996 (2A), 2000 (2A)

Appearances: (14) 1983 (2A), 1985 (2A), 1989 (2A), 1991 (2A), 1992 (2A), 1996 (2A), 1999 (2A), 2000 (2A), 2001 (2A), 2002 (2A), 2007 (2A), 2009 (2A), 2010 (2A), 2011 (2A)



Matt Lindsay
Head Coach



Team Facts

City/Town: Fort Wayne
 County: Allen
 Superintendent: Dr. Mark Meyers
 Principal: Mary Keefer
 Athletic Director: Matt Lindsay
 Asst. Athletic Director: Diane Karst
 Head Coach: Matt Lindsay
 Assistant Coaches: Lew Goodwin, Mike Egts, Chris Charais, Steve Keefer, Kyle Lindsay, Brent Egts, Matt Millhouse, Fred Moore, Lee Rodenbeck, Clancy Shank, Phil Talarico, Marc Cotter, Joe Kimes, and Darrion White
 Student Managers: Tammy Petit, Morgan Skordos, Suzie Charais, Rose Becker, Dylan Gillie, Sarah Goodwin, Anna Bauer, and Shannon Glismann
 Offensive Formation: Multiple
 Defensive Formation: 4-3
 Colors: Red and Black
 Conference: Summit Athletic
 Enrollment: 560
 Last Year's W-L Record: 14-1

Season Results (12-1)

8/19 Fort Wayne Snider W 32-21
 8/26 Fort Wayne Northrop W 28-7
 9/2 at Fort Wayne South Side L **53-0
 9/16 at Fort Wayne Wayne W 56-12
 9/23 FW Concordia Lutheran W 41-7
 9/30 at Fort Wayne North Side W 56-28
 10/7 at Brebeuf Jesuit W 48-20
 10/14 at FW Bishop Dwenger W 26-15
 10/21 Elwood W 49-19

Sectional

10/28 at Eastside W 42-7
 11/4 Churubusco W 34-7

Regional

11/11 at Tipton W 44-23

Semi-State

11/18 Bremen W 35-21

** (Forfeit)

Fort Wayne Bishop Luers Depth Chart

Offense

Pos.	No.	Name *(Starters)
Qb	3	James Knapke*
Qb	14	Quinn Cook
Rb	9	Jaylon Smith*
Rb	32	Jaquale Cooper
Fb	24	Logan Dorman*
Fb	23	Nick Morken
C	52	Jack Sturm*
C	64	Will Nolan
G	50	Matt Wood*
G	67	Bill Berghoff*
G	69	Tom Carrier
G	71	Tyler Green
T	59	Casey Baker*
T	77	Javond Williams*
Te	42	Drew Morken*
Te	83	Jordan Starks
Wr	10	Michael Rogers*
Wr	13	Matt Williamson *
Wr	19	Channing Williams
Wr	8	Charles Gaston

Specialists

Pos.	No.	Name
Punter	3	James Knapke
Placekicker	29	Greg Strack
Kickoffs	29	Greg Strack
Long Snapper	44	Brandon Volmerding
Holder	42	Drew Morken
Punt Returns	10	Michael Rogers
	21	Andrew Spencer
Kickoff Returns	1	Tyvel Jemison
	8	Charles Gaston

Defense

Pos	No	Name* (starters)
Cb	21	Andrew Spencer*
Cb	2	Kendrick Mullen*
Cb	20	Chance Young
Fs	7	Andrew Yaney
Fs	24	Logan Dorman *
SS	1	Tyvel Jemison*
De	83	Jordan Starks*
De	5	Jermar'quay Brooks*
De	42	Drew Morken
Lb	15	Montez Brooks*
Lb	9	Jaylon Smith*
Lb	40	Aaron LaMaster*
Lb	25	Grayson Carpenter
DL	36	Everett Green*
DL	58	Danny Beckman*
DL	71	Tyler Green
DL	57	Tyler Fuller
DI	73	Tony Fair

Fort Wayne Bishop Luers Head Coach Matt Lindsay

Name: Matt Lindsay

Age: 56

Spouse's Name: Mary

Years Married: 31

Children's Names and Ages: Kyle, 28; Molly, 27; Marita, 24; grandchild Amaya, 4 mos.

Current Occupation and Employer: Athletic Director, Football Coach

No. of Yrs.: 25

If a teacher, what subjects and grades do you teach:

Education

College: Univ of Toledo, IPFW

Year Graduated: 1981

Degree(s) / Major: MS Secondary Education

High School: Bishop Luers

Year Graduated: 1973

Athletic Participation

Sport	High School Years	College Years
Football	1969-1973	1973-1977
Baseball	1970-1973	

As A High School Or College Player, Have You Ever Competed In A State Or National Championship Event In Any Sport? If Yes, Please Give Details:

Coaching Experience (Football Only)

Number of Years as Varsity Head Coach at Current School (ie: 5 years): 25

Actual Years as Varsity Head Coach at Current School (ie: 1996-2000): 1987-present

Won-Loss Record as Varsity Head Coach at Current School: 226-95

Overall Varsity Head Coaching Record: 226-95

Please list below where you've coached during your career starting with your current position:

School	Head / Asst.	No. of Years	Actual Years
Bishop Luers	Head	25	1987-present
Bishop Luers	Asst coach	8	1979-1986

Tournament Championships (As the Varsity Head Coach, list years your team won):

Sectional: 1987, 1989, 1990, 1991, 1992, 1993, 1996, 1999, 2000, 2001, 2002, 2005, 2007, 2009, 2010, 2011

Regional: 1989, 1991, 1992, 1993, 1996, 1999, 2000, 2001, 2002, 2007, 2009, 2010, 2011

Semi-State: 1989, 1991, 1992, 1996, 1999, 2000, 2001, 2002, 2007, 2009, 2010, 2011

State Championship: 1989, 1992, 1999, 2001, 2002, 2007, 2009, 2010



Evansville Mater Dei Wildcats

Class 2A



Lt.	Dk.	Name	Gr.	Ht.	Wt.	Position(s)
3	3	Logan McCann	9	5-8	165	RB/LB
4	4	Wyatt Seng	10	5-6	125	RB/DB
5	5	Evan Collins	11	6-0	195	RB/LB
6	6	Alex Schneider	11	6-1	180	RB/LB
7	7	Travis Wannemuehler	11	5-8	140	K
8	8	Jacob Hartz	11	6-1	145	WR/DB
9	9	Leo Scheller	11	5-11	145	WR/DB
10	10	Dane Maurer	12	5-10	195	QB/DB
11	11	Hunter Owen	12	6-0	170	WR/DB
12	12	Jace Hartz	11	6-1	155	QB/DB
13	13	Seth Kruse	10	6-1	160	WR/DL
14	14	Easton Ricketts	11	5-9	135	WR/DB
15	15	David Euler	12	6-0	190	WR/DB
16	16	Noah Schweizer	10	5-5	125	WR/DB
17	17	Adam Blankenberger	11	5-9	165	WR/DB
18	18	Ben Sellers	9	6-2	195	QB/DB
19	19	Chase Hoehn	10	6-0	145	QB/DB
20	20	Josh Pierre	10	5-10	140	WR/DB
21	21	Jared Schapker	10	5-11	150	WR/DB
22	22	Eric Wildeman	12	5-10	170	WR/DB
23	23	Cody Hess	12	5-8	195	RB/DB
24	24	Bryan Wolf	11	5-11	160	WR/DB
25	25	Ian Horstman	12	5-10	210	RB/LB
26	26	Isaac Tekoppel	12	6-0	160	WR/DB
27	27	Wade Hoffman	12	5-10	170	WR/DB
28	28	Jacob Fleming	10	5-8	135	WR/DB
30	30	Shawn Horthy	12	5-10	180	RB/LB
31	31	Nolan Goebel	10	5-8	160	RB/DB
32	32	Max Wilderman	12	5-8	170	RB/LB
33	33	Evan Martin	12	5-8	150	RB/DB
34	34	Sam Bassemier	9	5-11	185	RB/LB
35	35	Brett Masterson	11	5-10	180	RB/LB

Lt.	Dk.	Name	Gr.	Ht.	Wt.	Position(s)
36	36	Logan Weinzapfel	10	5-9	160	RB/LB
37	37	Julian Weidner	9	6-0	165	RB/LB
40	40	Blake Wilderman	10	5-10	130	WR/DB
42	42	Kempf Bennett	10	5-10	150	OL/DL
44	44	Austin Carr	10	5-10	145	WR/DB
47	47	Adam Sweeney	12	6-1	180	WR/LB
48	48	Grant Wilmes	10	6-0	160	OL/DL
51	51	Logan Nicholson	10	6-3	260	OL/DL
52	52	Joey Wilson	12	5-10	190	OL/DL
53	53	John Kuester	10	5-8	170	OL/DL
54	54	Levi Massey	10	6-0	260	OL/DL
55	55	Jeff Helfrich	11	5-10	205	DL
56	56	Keaton Oliver	11	6-0	180	OL/LB
57	57	Bernie Boots	12	6-5	290	OL/DL
58	58	Matt Cox	10	6-6	265	OL/DL
59	59	Nathan Wright	11	5-10	240	OL/DL
60	60	Ben Polk	11	6-4	225	OL/DL
61	61	Dakota Richardt	11	6-2	215	OL/DL
63	63	Van Masterson	12	6-5	230	OL/DL
64	64	Blake Schoettlin	11	6-2	190	OL/DL
65	65	Logan Folz	12	5-11	170	OL/DL
66	66	Don Euler	12	5-10	225	OL/DL
67	67	Evan Williams	9	6-0	215	OL/DL
70	70	Trevor Martin	11	6-0	195	OL/DL
71	71	Jacob Mischler	11	5-11	165	OL/DL
74	74	Kyle Willis	11	6-3	270	OL/DL
78	78	Reed Rexing	12	6-2	270	OL/DL
80	80	Zackary Fulton	12	6-0	160	WR/DB
85	85	Daniel Mann	12	6-0	160	WR/DB
86	86	Dalton Brandenstein	12	6-0	180	WR/DB
87	87	Alex Springer	11	5-11	165	WR/DB

Evansville Mater Dei Wildcats

Class 2A



Team Statistics

	Mater Dei	Opponents
Total Points / Points Per Game	591 / 42.2	222 / 15.9
First Downs / Per Game	271 / 19.4	181 / 12.9
Rushing Yards / Per Game	2,824 / 201.7	1,612 / 115.1
Passing Yards / Per Game	2,996 / 214.0	1,888 / 134.9
Total Yards / Per Game	5,820 / 415.7	3,500 / 250
Fumbles Recovered By	17	11
Intercepted By	15	9
Total Punts / Average	23 / 29	N/A
Penalties / Yards	88 / 817	65 / 624

Individual Statistics

Scoring		G	TD	1-Pl.	2-Pl.	FG	TP	PPG
23	Cody Hess	14	28	--	--	--	168	12
11	Hunter Owen	14	14	--	--	--	84	6
7	Travis Wannemuehler	12	--	52	--	9	79	6.6
10	Dane Maurer	14	11	--	--	--	66	4.7
86	Dalton Brandenstein	12	6	--	1	--	38	3.2
26	Issac Tekoppel	14	6	--	1	--	38	2.7

Rushing		G	Att.	Yds.	TD	YPG	YPC	Long
23	Cody Hess	14	197	1294	22	92.4	6.6	--
10	Dane Maurer	14	97	600	11	42.9	6.2	--
6	Alex Schneider	10	43	349	3	34.9	8.1	--

Passing		G	Comp.	Att.	Int.	TD	Yds.	YPG
10	Dane Maurer	14	177	272	8	33	2951	210.8
12	Jace Hartz	10	4	10	1	0	21	2.1

Receiving		G	Rec.	Yds.	TD	YPG	YPC	Long
26	Isaac Tekoppel	14	50	742	6	53	14.8	--
86	Dalton Brandenstein	12	32	625	5	52.1	19.5	--
11	Hunter Owen	14	31	637	12	45.5	20.5	--
15	David Euler	14	22	331	3	23.6	15	--
87	Alex Springer	14	18	271	2	19.4	15.1	--

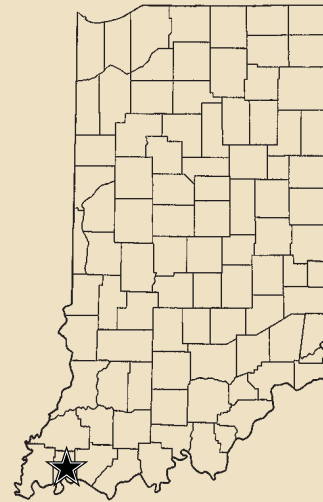
Defense		G	Tackles	For Loss	Sacks	INT	FC	FR
5	Evan Collins	14	124	10	4.5	0	5	0
30	Shawn Horthy	14	122	19.5	6.5	0	1	0
25	Ian Horstman	14	93	11.5	4	0	1	0
85	Daniel Mann	14	96	1	0	3	0	0
60	Ben Polk	13	73	24	10.5	0	2	0
17	Adam Blankenberger	14	72	0	0	3	0	2

State Finals History

State Champion: **(1)** 2000 (2A)
 Runner-Up: **(2)** 1994 (2A), 2001 (2A)
 Appearances: **(4)** 1994 (2A), 2000 (2A), 2001 (2A), 2011 (2A)



Mike Goebel
Head Coach



Team Facts

City/Town: Evansville
 County: Vanderburgh
 Superintendent: Daryl Hagan
 Principal: Chris Tanner
 Athletic Director: Joe Herrmann
 Asst. Athletic Directors:
 Joe Dippel and Jeff Jewell
 Head Coach: Mike Goebel
 Assistant Head Coach: Darin Knight
 Assistant Coaches: Gary Goebel,
 Dave Scheu, Joe Phelps, Carl Voegel,
 Lucas Goebel, J.D. Wargel, Steve Ricketts,
 Jeff Schuler, Jeff Jewell, Josh Rice,
 Blake Maurer, Nathan Wildeman,
 Jordan Phelps, Neil Hammelman,
 Tom Johnson, Matt Price, Scott Bonnell,
 Jake Schiff
 Offensive Formation: Spread
 Defensive Formation: 4-3
 Colors: Red and Gold
 Conference: Southern Indiana Athletic
 Enrollment: 501
 Last Year's W-L Record: 12-2

Season Results (13-1)

8/20	vs. Indian Creek	W	33-10
8/26	Evansville Central	W	49-6
9/2	Evansville Memorial	W	47-14
9/9	at Evansville North	W	24-0
9/16	at Evansville Bosse	W	40-6
9/23	Evansville Harrison	W	63-19
9/30	Mt. Vernon	W	47-20
10/7	Castle	L	*48-51
10/14	at Evansville Reitz	W	34-18

Sectional

10/21	at North Posey	W	45-20
10/28	Sullivan	W	41-7
11/4	at Southridge	W	39-21

Regional

11/12	Triton Central	W	48-14
-------	----------------	---	-------

Semi-State

11/19	Guerin Catholic	W	27-16
-------	-----------------	---	-------

* (Double Overtime)

Evansville Mater Dei Depth Chart

Offense *starter

Pos.	No.	Name
QB	10	Dane Maurer*
QB	12	Jace Hartz
RB	23	Cody Hess*
RB	25	Alex Schneider
WR	11	Hunter Owen*
WR	26	Isaac Tekoppel*
WR	86	Dalton Brandenstein*
WR	15	David Euler*
WR	87	Alex Springer
WR	24	Brian Wolf
LT	57	Bernie Boots*
LT	51	Logan Nicholson
LG	59	Nathan Wright*
LG	66	Donald Euler
C	52	Joey Wilson*
C	61	Dakota Richardt
RG	78	Reed Rexing*
RG	54	Levi Massey
RT	61	Dakota Richardt*
RT	63	Van Masterson
WR	80	Zack Fulton
WR	8	Jacob Hartz

Defense

Pos.	No.	Name
LE	61	Dakota Richardt*
LE	65	Blake Schoettlin
LT	57	Bernie Boots*
LT	54	Levi Massey
RT	59	Nathan Wright*
RT	65	Logan Folz
RE	60	Ben Polk*
RE	5	Evan Collins
OLB	30	Shawn Horty*
OLB	5	Evan Collins*
OLB	32	Max Wilderman
OLB	47	Adam Sweeney
MLB	15	David Euler
MLB	25	Ian Horstman*
CB	11	Hunter Owen*
CB	8	Jacob Hartz*
CB	22	Eric Wildeman
CB	27	Wade Hoffman
S	17	Adam Blankenberger*
S	85	Daniel Mann*
S	86	Dalton Brandenstein
S	10	Dane Maurer

Specialists

Pos.	No.	Name
Punter	11	Hunter Owen
Placekicker	7	Travis Wannemuehler
Kickoffs	7	Travis Wannemuehler
Long Snapper	52	Joey Wilson
Holder	11	Hunter Owen
Punt Returns	11	Hunter Owen
Kickoff Returns	11	Hunter Owen
	86	Dalton Brandenstein

Evansville Mater Dei Head Coach Mike Goebel

Name: Mike Goebel

Age: 59

Children's Names and Ages: Mackenzie Goebel 25, Zack Goebel 23

Current Occupation and Employer: Teacher – Mater Dei H.S.

No. of Yrs.: 33

If a teacher, what subjects and grades do you teach: History and Government

Education:

College: University of Southern Indiana

Year Graduated: 1974

Degree(s) / Major: B.S. Social Studies

High School: Mater Dei

Year Graduated: 1970

Athletic Participation:

Sport	High School Years	College Years
Football	1966-1969	--
Wrestling	1966-1970	--

As A High School Or College Player, Have You Ever Competed In A State Or National Championship Event In Any Sport? If Yes, Please Give Details:

Coaching Experience (Football Only)

Number of Years as Varsity Head Coach at Current School: 15 years

Actual Years as Varsity Head Coach at Current School (ie: 1996-2000): 1997-2011

Won-Loss Record as Varsity Head Coach at Current School: 148-45

Overall Varsity Head Coaching Record: 148-45

Please list below where you've coached during your career starting with your current position:

School	Head / Asst.	No. of Years	Actual Years
Mater Dei	Head Coach	15	1997-2011
Mater Dei	Assistant Coach	18	1979-1996
Castle	Assistant Coach	1	1978

Tournament Championships (As the Varsity Head Coach, list years your team won):

Sectional: 9

Regional: 6

Semi-State: 3

State Championship: 1

Something Interesting About You Personally Or Professionally That People Might Not Know:

Serves on the Vanderburgh County Council.

Wrestling Coaching achievements: (1978-2007) 29 years

- 12 --- most state championships in Indiana History
- career dual meet record: 533-14-2 (highest winning % nationally - NFICA 2007 high school records book - 97.4%)
- 24 established or currently held IHSAA records
- 21 IHSAA individual state champions
- 12 IHSAA team state championships
- 27 SIAC championships
- 29 Evansville dual meet city championships
- 1999 NFICA national coach of the year
- 2003 National wrestling coaches 'National Coach of the Year'
- 1987 inducted into Indiana wrestling hall of fame
- 8 time IHSWCA indiana coach of the year
- 5 time NWCA indiana coach of the year
- 4 time National Federation Indiana Coach of the year
- 3 time National Federation Region IV coach of the year



South Bend St. Joseph's Indians

Class 3A



Lt.	Dk.	Name	Gr.	Ht.	Wt.	Position(s)
1	1	Tajah Smith	9	5-8	150	RB/LB
2	2	Patrick Klima	12	5-10	155	RB/CB
3	3	David Arsenault	12	5-10	170	RB/CB
4	4	Neal Dowling	11	6-0	220	FB/DL
5	5	Brian Smallbone	11	6-5	200	WR/LB
6	6	Joseph Watkins	12	5-10	150	WR/CB
7	7	Nick Carmola	12	5-11	160	QB
8	8	Oliver Page	9	6-2	170	QB/CB
10	10	Denton Gillis	10	6-2	162	WR/CB
12	12	Patrick Swift	10	5-10	140	WR/CB
13	13	Tre Olive	12	6-2	160	WR/CB
14	14	Evan Thomas	10	5-10	167	QB/CB
15	15	Michael Swift	11	5-11	175	QB/CB
16	16	Mathew Monserez	10	6-4	190	QB/CB
17	17	Michael Madden	11	5-11	180	WR/DB
18	18	Eric Mossey	10	6-1	165	WR/CB
19	19	Tim McNamara	11	6-0	173	WR/CB
20	20	Adam El-Ammori	9	5-7	150	WR/LB
21	21	Collin Hickey	12	6-2	170	WR/CB
22	22	Quinn Imus	10	5-10	173	RB/DL
23	23	Ryan Jankowski	10	5-9	173	RB/DL
24	24	Tyler Locke	12	5-11	210	RB/CB
25	25	Casey Coleman	10	5-9	142	RB/CB
26	26	Jacob Stone	12	5-10	185	OL/DL
28	28	Brendan Connelly	9	5-9	160	RB/CB
29	29	Kevin McFadden	11	5-11	171	RB/CB
30	30	Johnny McConville	11	5-7	135	K
32	32	Alec Fullenkamp	12	6-0	170	K/P
33	33	Ray Kowalski	11	6-1	180	RB/CB
34	34	Ryan Younger	9	5-10	180	RB/LB
35	35	Jacob Froehlich	10	5-8	150	WR/CB
36	36	Alex Pittman	10	5-6	130	K

Lt.	Dk.	Name	Gr.	Ht.	Wt.	Position(s)
40	40	Reilly Neuklis	11	5-6	165	FB/LB
41	41	Arnaud Cyusa	10	5-7	168	RB/LB
44	44	Neil Smith	10	5-11	162	RB/LB
46	46	Sebastian Langheinrich	9	5-8	150	WR/CB
50	50	JC Obringer	11	6-4	195	OL/DL
51	51	Zach Kanczuzewski	10	5-10	175	OL/LB
52	52	Andrew Incandela	11	5-9	183	OL/LB
53	53	Matthew Kletka	12	5-11	185	OL/DL
54	54	Tate Bellegante	12	6-1	215	OL/LB
55	55	John Godfrey	12	6-1	220	OL/LB
56	56	Corey Kuminecz	10	5-9	185	OL/LB
60	60	Mark Echard	10	6-1	203	OL/DL
62	62	Joseph Thomas	10	5-8	148	OL/LB
63	63	John Dyczko	9	5-11	200	OL/DL
66	66	Mirko Jurkovic	9	6-2	180	OL/DL
67	67	Randy Nguyen	9	5-8	160	OL/DL
70	70	Patrick Connors	10	6-3	245	OL/DL
71	71	Austin Deneen	11	5-9	200	OL/DL
72	72	Garrett Gutermuth	10	6-0	220	OL/DL
76	76	Ben Taelman	9	6-0	190	OL/DL
78	78	Jason Mulligan	12	6-4	260	OL/DL
79	79	Conner Futa	9	5-11	190	OL/DL
80	80	Nick Weidow	12	6-2	205	TE/DL
81	81	Brody Smith	11	6-0	170	TE/DL
82	82	Connor Edmonds	11	6-0	180	TE/LB
84	84	Jared Vite	10	5-10	150	WR/CB
85	85	Jeffrey Collier	11	5-11	140	WR/CB
86	86	Sean O'Brien	10	5-9	140	WR/CB
87	87	Austin Oxley	10	5-8	150	WR/CB
88	88	Matthew Madden	10	6-2	190	TE/LB
89	89	Alex Schlemmer	10	6-1	160	K
95	95	Anthony Rulli	10	5-9	185	OL/DL

South Bend St. Joseph's Indians

Class 3A



Team Statistics

	SB St. Joseph's	Opponents
Total Points / Points Per Game	356 / 25.4	163 / 11.6
First Downs / Per Game	205 / 14.6	131 / 9.3
Rushing Yards / Per Game	2,562 / 183	1,545 / 110.4
Passing Yards / Per Game	1,421 / 101.5	1,101 / 78.6
Total Yards / Per Game	3,983 / 284.5	2,646 / 189
Fumbles Recovered By	9	6
Intercepted By	10	5
Total Punts / Average	52 / 32.7	59 / 33.4
Penalties / Yards	70 / 513	58 / 443

Individual Statistics

Scoring		G	TD	1-Pt.	2-Pt.	FG	TP	PPG
3	David Arsenault	14	20	--	--	--	120	8.6
32	Alec Fullenkamp	14	--	38	--	6	56	4.0
29	Kevin McFadden	14	6	--	--	--	36	2.6
7	Nick Carmola	14	5	--	--	--	30	2.1
82	Connor Edmonds	14	4	2	--	--	26	1.8

Rushing		G	Att.	Yds.	TD	YPG	YPC	Long
3	David Arsenault	14	228	1,471	17	105.0	6.4	--
7	Nick Carmola	14	145	440	5	31.4	3.0	--
29	Kevin McFadden	14	61	426	5	30.4	6.9	--
33	Ray Kowalski	14	18	84	3	6.0	4.6	--
23	Ryan Jankowski	14	19	68	1	4.8	3.5	--

Passing		G	Comp.	Att.	Int.	TD	Yds.	YPG
7	Nick Carmola	14	89	171	5	14	1,317	94

Receiving		G	Rec.	Yds.	TD	YPG	YPC	Long
2	Patrick Klima	14	28	385	4	27.5	13.7	--
82	Connor Edmonds	14	23	340	4	24.2	14.7	--
3	David Arsenault	14	14	225	3	16.0	16.0	--
21	Collin Hickey	5	14	175	--	35.0	12.5	--
17	Michael Madden	14	12	167	2	11.9	13.9	--

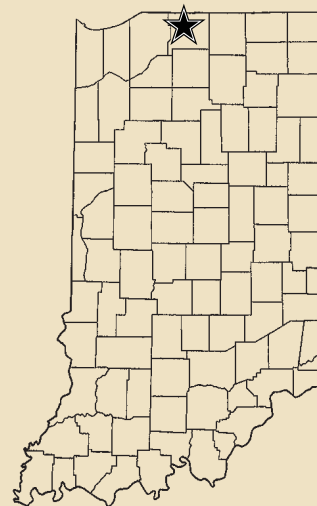
Defense		G	Tackles	For Loss	Sacks	INT	FC	FR
5	Matt Smallbone	14	74	9	3	--	1	--
54	Tate Bellegante	14	51	6	4	--	1	--
33	Ray Kowalski	14	52	1	1	3	--	--
40	Reilly Neuklis	14	42	8	3	--	--	--
4	Neal Dowling	14	28	4	4	--	--	1
24	Tyler Locke	14	35	6	3	--	--	2

State Finals History

State Champion: **(1)** 1995 (3A)
 Runner-Up: **(2)** 2007 (3A), 2010 (3A)
 Appearances: **(4)** 1995 (3A), 2007 (3A),
 2010 (3A), 2011 (3A)



Ben Downey
Head Coach



Team Facts

City/Town: South Bend
 County: Saint Joseph
 Superintendent: Dr. Mark Myers
 Principal: Susan Richter
 Athletic Director: Eric Gohlke
 Assistant Athletic Director: John Gumpf
 Head Coach: Ben Downey
 Assistant Coaches: Bret Bajdek, Cory Betzer,
 Paul Carrier, Chris Carver, Trevor Doaks,
 Bill Farrell, Brian Farrell, Steve Kubsch,
 Dan Luther, Mike Rulli, Nick Weldy, Matt Weldy
 Student Managers: Chris Freeby
 Offensive Formation: Spread
 Defensive Formation: 3-4
 Colors: Columbia Blue and White
 Conference: Northern Indiana
 Enrollment: 815
 Last Year's W-L Record: 10-5

Season Results (12-2)

8/19 Chesterton W 30-28
 8/26 Wawasee W 12-3
 9/2 Mishawaka W 35-12
 9/9 at Elkhart Central W 28-17
 9/16 South Bend Adams W 23-7
 9/23 at Mishawaka Marian L 21-25
 9/30 Penn L 6-28
 10/7 at South Bend Clay W 19-9
 10/14 at South Bend Riley W 34-0

Sectional

10/21 at Gary Wallace W 50-6
 10/28 at Culver Academies W 35-15
 11/4 Mishawaka Marian W 21-0

Regional

11/11 at Jimtown W 21-0

Semi-State

11/18 West Lafayette W 21-13

South Bend St. Joseph's Depth Chart

Offense			•••••	Defense		
Pos.	No.	Name	•	Pos.	No.	Name
QB	7	Nick Carmola	•	SS	33	Ray Kowalski
QB	16	Matt Monserez	•	SS	15	Michael Swift
FB	3	David Arsenault	•	FS	21	Collin Hickey
FB	33	Ray Kowalski	•	FS	13	Tre Olive
TB	29	Kevin McFadden	•	CB	83	Joe Watkins
TB	33	Ray Kowalski	•	CB	25	Casey Coleman
SE	21	Collin Hickey	•	CB	29	Kevin McFadden
SE	17	Michael Madden	•	CB	19	Tim McNamara
F	2	Patrick Klima	•	SLB	55	John Godfrey
F	19	Tim McNamara	•	SLB	82	Connor Edmonds
TE	82	Connor Edmonds	•	MLB	54	Tate Bellegante
TE	5	Matt Smallbone	•	MLB	53	Matt Kletka
C	55	John Godfrey	•	WLB	5	Matt Smallbone
C	56	Corey Kuminez	•	WLB	52	Andrew Incandela
G	72	Garrett Gutermuth	•	NG	4	Neal Dowling
G	52	Andrew Incandela	•	NG	22	Quinn Imus
G	53	Matt Kletka	•	BLB	24	Tyler Locke
G	71	Austin Deneen	•	BLB	3	David Arsenault
T	78	Jason Mulligan	•	DE	26	Jake Stone
T	70	Patrick Connors	•	DE	72	Garrett Gutermuth
T	50	JC Obringer	•	DE	40	Reilly Neuklis
T	54	Tate Bellegante	•	DE	9/65	Anthony Rulli
Specialists			•			
Pos.	No.	Name	•			
Punter	32	Alec Fullenkamp	•			
Placekicker	32	Alec Fullenkamp	•			
Kickoffs	32	Alec Fullenkamp	•			
Long Snapper	55	John Godfrey	•			
	50	JC Obringer	•			
Holder	15	Michael Swift	•			
	21	Collin Hickey	•			
Punt Returns	2	Patrick Klima	•			
	17	Michael Madden	•			
Kickoff Returns	2	Patrick Klima	•			
	17	Michael Madden	•			

South Bend St. Joseph's Head Coach Ben Downey

Name: Ben Downey

Age: 34

Spouse's Name: Lindsey Downey

Years Married: 5

Children's Names and Ages: Dallas, 4; Dawson, 2/ Avery, 8 months

Current Occupation and Employer: Teacher, School City of Mishawaka

No. of Yrs.: 9

If a teacher, what subjects and grades do you teach: 7th and 8th grade English

Education:

College: Indiana University

Year Graduated: 2001

Degree(s) / Major: English Secondary Education

High School: South Bend Saint Joseph's

Year Graduated: 1996

Athletic Participation:

Sport	High School Years	College Years
Football	1992-1995	
Wrestling	1992-1995	

As A High School Or College Player, Have You Ever Competed In A State Or National Championship Event In Any Sport? If Yes, Please Give Details:

We won the 3A State Championship in 1995.

Coaching Experience (Football Only)

Number of Years as Varsity Head Coach at Current School (ie: 5 years): 2 years

Actual Years as Varsity Head Coach at Current School (ie: 1996-2000): 2010-2011

Won-Loss Record as Varsity Head Coach at Current School: 22-7

Overall Varsity Head Coaching Record: 22-7

Please list below where you've coached during your career starting with your current position:

School	Head / Asst.	No. of Years	Actual Years
South Bend Saint Joseph's Head		2	2010-2011
South Bend Saint Joseph's Asst.		7	2003-2009
Sanderson High School	Asst.	1	2002
South Bend Saint Joseph's Asst.		2	2000-2001

Tournament Championships (As the Varsity Head Coach, list years your team won):

Sectional: 2010, 2011

Regional: 2010, 2011

Semi-State: 2010, 2011

State Championship:

Something Interesting About You Personally Or Professionally That People Might Not Know:

I am a 7 time World Champion whiffleball player.



Indianapolis Bishop Chatard Trojans

Class 3A



Lt.	Dk.	Name	Gr.	Ht.	Wt.	Position(s)
1	1	Logan Hall	10	5-9	175	RB/LB
2	2	Pete Hartley	11	5-8	168	RB/CB
3	3	Sam Gleaves	10	6-0	170	QB/DB
4	4	Myles Malone-Wright	12	5-10	186	WR/DB
5	5	Rob Dury	11	6-2	210	TE/LB
6	6	Jake Griffey	11	5-9	150	WR/DB
7	7	Kyle Doyle	10	5-10	160	QB/DB
8	8	Jack Busald	11	5-10	150	WR/CB
9	9	Eric Moore	11	5-9	150	RB/LB
10	10	Sam Lauck	10	5-9	150	WR/DB
11	11	Sam Neighbours	11	5-9	150	QB/FS
12	12	Andrew Ciresi	12	5-9	150	WR/DB
13	13	Danny Weaver	11	6-1	175	TE/LB
14	14	Bobby O'Brien	11	5-11	175	TE/LB
15	15	Reed Jennings	10	5-7	140	WR/DB
16	16	Sam Giudice	12	6-2	190	QB/TE/OLB
17	17	Dan Sahn	12	6-2	195	TE/LB
18	18	Max VanVliet	12	6-1	187	QB/DB
19	19	Max Taylor	10	5-7	140	WR/CB
20	20	Sean Parsons	11	5-9	160	RB/SS
21	21	Ryan Kleinschmidt	12	5-9	187	RB/DB
22	22	Stan Jackson	10	5-8	135	RB/CB
23	23	Alex Kimack	10	6-2	195	RB/LB
24	24	Jeremy Jacob	10	5-9	145	WR/DB
25	25	Alex Taylor	11	5-7	150	WR/LB/CB
26	26	Michael Weimer	11	5-9	186	FB/LB
27	27	Luke Williams	11	6-2	180	TE/LB
28	28	Sam Cooke	10	5-11	175	WR/LB
29	29	Joe Fagan	11	6-3	190	WR/LB/CB
30	30	Steven Schueth	10	6-0	155	WR/DB
31	31	Casey O'Brien	10	5-5	150	RB/LB
32	32	David Doucleff	10	5-10	165	RB/LB
33	33	Mike Schapker	10	6-0	170	WR/LB
34	34	Nick Traub	12	6-0	186	TE/LB
35	35	Zach Metzger	10	5-11	170	RB/LB
36	36	Greg Wood	12	6-0	190	RB/DB
37	37	Elijah Evans	12	6-1	195	RB/LB
38	38	Ben Paugh	12	5-9	160	RB/LB
39	39	Sam Jost	10	5-10	165	RB/DB
40	40	Justin Bennett	10	5-10	180	RB/LB
41	41	Joe Sullivan	12	5-9	170	RB/LB
42	42	Chris Shrack	12	6-0	185	TE/DL
43	43	Ryan Hayes	10	5-9	150	WR/DB
44	44	Andy McGinnis	12	6-0	197	WR/DB
45	45	Nick Annee	11	6-3	175	TE/DE

Lt.	Dk.	Name	Gr.	Ht.	Wt.	Position(s)
46	46	Paul Rudolph	10	6-0	185	RB/LB
47	47	Brent Kelly-Hooks	12	6-0	205	TE/LB
48	48	Zach Burns	12	6-0	165	WR/DB
49	49	Tim Leemhuis	10	5-8	150	WR/DB
50	50	Alex Bill	12	6-1	225	OL/DL
51	51	Okenna Oruche	12	5-11	200	OL/DL
52	52	Will Naddy	12	6-0	210	OL/DL
53	53	John Agostino	11	5-9	180	OL/DL
54	54	Jordan Penry	12	6-2	215	OL/DL
55	55	James Warren	9	6-2	300	OL/DL
56	56	Kyle Sprunger	12	6-2	200	OL/DL
57	57	Michael Annee	10	6-1	210	OL/DL
58	58	Daniel Bowes	12	6-0	210	OL/DL
59	59	Sam Skipper	10	5-10	220	OL/DL
60	60	Ethan Haley	11	6-1	210	OL/LB
61	61	Colin Traub	10	6-0	175	OL/DL
62	62	Dan Buhler	12	5-11	215	OL/DL
63	63	Luke McHugh	12	6-3	210	OL/DL
64	64	Matt McCann	9	6-5	275	OL/DL
65	65	Zack Schellinger	11	6-3	240	OL/DL
66	66	Ben Wagner	12	6-2	225	OL/DL
67	67	Joe Godlevske	10	6-0	230	OL/DL
70	70	Sean Myers	10	5-10	225	OL/DL
71	71	Luke Hedlund	10	6-2	225	OL/DL
72	72	Will Thornburg	10	6-3	230	OL/DL
73	73	Thomas Ritman	10	6-2	190	OL/DL
74	74	Joe Doyle	11	6-5	245	OL/DL
75	75	Sid Anvoots	12	6-4	275	OL/DL
76	76	Chris Goetz	12	6-2	250	OL/LB
77	77	Michael McHugh	10	6-1	210	OL/DL
78	78	Max Polak	12	6-3	207	OL/DL
80	80	Aaron Hepp	12	6-3	185	WR/DB
81	81	Alex Ney	12	5-11	190	TE/LB
82	82	Daniel Wagner	12	6-3	202	WR/DB
83	83	Dan Scheidler	12	6-1	175	WR/DB/K
84	84	Sean Blanford	12	6-0	175	WR/LB
85	85	Jake Ney	10	6-3	175	TE/LB
86	86	Matt Ortman	10	6-2	185	TE/LB
87	87	Jordan Kontor	11	6-3	187	TE/DL
88	88	Matt Hurrle	12	6-2	185	WR/DB
89	89	Jaylon Owens	10	5-11	170	WR/DB
90	90	Henry Hill	10	6-3	215	TE/LB
91	91	Blake Ayres	10	5-11	160	QB/DB
92	92	Robert Croddy	10	5-8	150	WR/DB
93	93	Antonio Moore	10	5-9	160	RB/DB

Indianapolis Bishop Chatard Trojans

Class 3A



Team Statistics

	Bishop Chatard	Opponents
Total Points / Points Per Game	500 / 37.7	156 / 11.1
First Downs / Per Game	222 / 15.9	148 / 10.6
Rushing Yards / Per Game	2,736 / 195.4	798 / 57
Passing Yards / Per Game	2,212 / 158	1,970 / 140.7
Total Yards / Per Game	4,948 / 353.4	2,768 / 197.7
Fumbles Recovered By	17	5
Intercepted By	24	7
Total Punts / Average	40 / 35.5	65 / 33.7
Penalties / Yards	107 / 906	69 / 615

Individual Statistics

Scoring	G	TD	1-Pt.	2-Pt.	FG	TP	PPG
21 Ryan Kleinschmidt	14	15	--	1	--	92	6.6
80 Aaron Hepp	14	11	--	--	--	78	5.6
83 Dan Scheidler	14	--	60	--	6	78	5.6
82 Daniel Wagner	14	8	--	1	--	50	3.6
18 Max VanVliet	14	6	--	--	--	36	2.6

Rushing	G	Att.	Yds.	TD	YPG	YPC	Long
21 Ryan Kleinschmidt	14	303	1,593	14	113.8	5.2	65
2 Pete Hartley	9	39	288	4	32.0	7.4	33
22 Stan Jackson	14	40	197	2	14.0	4.9	36
18 Max VanVliet	14	73	191	6	14.0	2.6	43
36 Greg Wood	14	24	127	0	9.0	5.3	13

Passing	G	Comp.	Att.	Int.	TD	Yds.	YPG
18 Max VanVliet	14	152	246	7	27	2,166	154.7
16 Sam Giudice	14	2	6	1	2	46	3.3

Receiving	G	Rec.	Yds.	TD	YPG	YPC	Long
82 Daniel Wagner	14	51	843	8	60.0	16.5	49
80 Aaron Hepp	14	43	597	11	42.6	13.9	54
29 Joe Fagan	14	15	300	3	21.4	20.0	76
90 Henry Hill	14	15	132	4	9.4	8.8	22
36 Greg Wood	14	6	80	1	5.6	13.3	36

Defense	G	Tackles	For Loss	Sacks	INT	FC	FR
47 Brent Kelly-Hooks	14	104	13.5	11	0	7	2
5 Rob Dury	14	112	17.5	1.0	2	5	2
50 Alex Bill	14	93	13.5	9.5	0	2	1
41 Joe Sullivan	14	123	10.5	0.0	1	1	1
80 Aaron Hepp	14	73	4.0	0.0	6	0	1
29 Joe Fagan	14	66	3.0	0.0	4	0	1

State Finals History

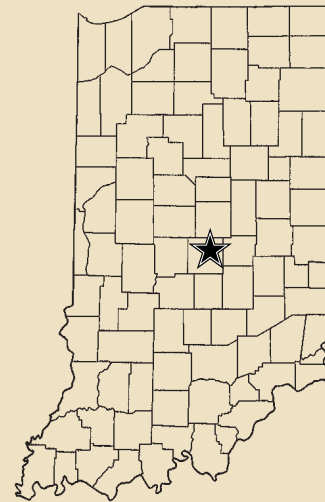
State Champion: **(10)** 1983 (2A), 1984 (2A), 1997 (3A), 1998 (3A), 2001 (3A), 2002 (3A), 2003 (3A), 2006 (3A), 2007 (3A), 2010 (3A)

Runner-Up: **(1)** 2005 (3A)

Appearances: **(12)** 1983 (2A), 1984 (2A), 1997 (3A), 1998 (3A), 2001 (3A), 2002 (3A), 2003 (3A), 2005 (3A), 2006 (3A), 2007 (3A), 2010 (3A), 2011 (3A)



Vince Lorenzano
Head Coach



Team Facts

City/Town: Indianapolis

County: Marion

Superintendent: Ron Costello

Principal: Dr. John Atha

Athletic Director: Mike Ford

Assistant Athletic Director: Mike Harmon

Head Coach: Vince Lorenzano

Assistant Coaches: Clifford Brooks, Jr.,

Rob Doyle, Matt Jennings, Kevin King,

Travis Lucas, John Norris, Jimmy Pappas,

Nick Svarczkopf, Kevin Shine, Nate Vannice,

David Whittemore, Todd Finnell

Student Managers: Ryan Liphard, Mike Bradley

Offensive Formation: Pro I

Defensive Formation: 4-4

Colors: Royal Blue and White

Conference: Independent

Enrollment: 715

Last Year's W-L Record: 11-4

Season Results (12-2)

8/20 vs. Brebeuf Jesuit W 31-7

8/26 at Indianapolis Broad Ripple W 55-0

9/2 Roncalli W 35-3

9/10 vs. Indianapolis Cathedral L 14-21

9/16 Indianapolis Cardinal Ritter W 42-27

9/23 at Northview W 37-0

9/30 Ft. Wayne Bishop Dwenger L 14-24

10/7 at Guerin Catholic W 38-7

10/14 at Cincinnati Elder (OH) W *28-27

Sectional

10/21 at Greencastle W 30-0

10/28 Danville W 42-0

11/4 at Brebeuf Jesuit W 34-13

Regional

11/11 Indian Creek W 62-22

Semi-State

11/18 at Corydon Central W 38-6

* (Double Overtime)

Indianapolis Bishop Chatard Depth Chart

Offense

Pos.	No.	Name
QB	18	Max VanVliet
	16	Sam Guidice
FB	36	Greg Wood
	26	Mike Weimer
RB	21	Ryan Kleinschmidt
	2	Pete Hartley
WR	82	Daniel Wagner
	29	Joe Fagan
FL	80	Aaron Hepp
	88	Matthew Hurrle
TE	90	Henry Hill
	17	Daniel Sahm
C	62	Daniel Buhler
	50	Alex Bill
LG	75	Sid Anvoots
	51	Okenna Oruche
LT	76	Chris Goetz
	63	Luke McHugh
RG	65	Zack Schellinger
	57	Michael Annee
RT	74	Joe Doyle
	67	Joe Godlevske

Specialists

Pos.	No.	Name
Punter	41	Joe Sullivan
	36	Greg Wood
Placekicker	83	Danny Scheidler
	36	Greg Wood
Kickoffs	29	Joe Fagan
	36	Greg Wood
Long Snapper	34	Nick Traub
	50	Alex Bill
Holder	16	Sam Guidice
	11	Sam Neighbors
Punt Returns	80	Aaron Hepp
	29	Joe Fagan
Kickoff Returns	80	Aaron Hepp
	20	Sean Parsons

Defense

Pos.	No.	Name
LT	57	Michael Annee
	76	Chris Goetz
NG	50	Alex Bill
	58	Daniel Bowes
RT	51	Okenna Oruche
	58	Daniel Bowes
SS	29	Joe Fagan
	82	Daniel Wagner
ILB	41	Joe Sullivan
	26	Michael Weimer
ILB	5	Rob Dury
	36	Greg Wood
FS	4	Myles Malone-Wright
	34	Nick Traub
CB	20	Sean Parsons
	88	Matthew Hurrle
CB	80	Aaron Hepp
	25	Alex Taylor
OLB	90	Henry Hill
	87	Jordan Kontor
OLB	47	Brent Kelly-Hooks
	17	Daniel Sahm

Indianapolis Bishop Chatard Head Coach Vince Lorenzano

Name: Vince Lorenzano

Age: 52

Spouse's Name: Jan

Years Married: 24

Children's Names and Ages: Dominic (21) & Natalie (19)

Current Occupation and Employer: Director of Discipline & Wellness & Head Coach at BCHS

No. of Yrs.: 11 years at BCHS & 28 years overall in teaching

If a teacher, what subjects and grades do you teach: Formerly taught Business [computer, entrepreneurship, economics]

Education:

College: Hanover College

Year Graduated: 1981

Degree(s) / Major: B.A., Education(Hanover); Masters, Education and PLP Administration(Indiana Wesleyan)

High School: Cathedral

Year Graduated: 1977

Athletic Participation

Sport	High School Years	College Years
Football	1974, 75, 76	1977, 78, 79, 80

As A High School Or College Player, Have You Ever Competed In A State Or National Championship Event In Any Sport? If Yes, Please Give Details:

Yes, 1976 Football State Championship. We finished runner-up.

Coaching Experience (Football Only)

Number of Years as Varsity Head Coach at Current School (ie: 5 years): 9 years

Actual Years as Varsity Head Coach at Current School (ie: 1996-2000): 2003-present

Won-Loss Record as Varsity Head Coach at Current School: 109-21

Overall Varsity Head Coaching Record: 169-90

Please list below where you've coached during your career starting with your current position:

School	Head / Asst.	No. of Years	Actual Years
Bishop Chatard	Head Coach	9	2003-present
Bishop Chatard	Assistant Coach	2	2001-02
Mississinewa	Head Coach	7	1994-2000
Cardinal Ritter	Head Coach	5	1989-1994
Cathedral	Assistant Coach	4	1984-1989
Seccina Memorial	Assistant Coach	1	1983-1984

Tournament Championships (As the Varsity Head Coach, list years your team won):

Sectional: 2003, 2004, 2005, 2006, 2007, 2008, 2009, 2010, 2011

Regional: 2003, 2004, 2005, 2006, 2007, 2008, 2009, 2010, 2011

Semi-State: 2003, 2005, 2006, 2007, 2010, 2011

State Championship: 2003, 2006, 2007, 2010

Something Interesting About You Personally Or Professionally That People Might Not Know:

- Played in the 1976 IHSAA 3A Football State Championship on Cathedral's Runner-Up squad
- Was an assistant coach on Cathedral's 1986 3A Football State Championship squad
- Was head coach for Cardinal Ritter's 1991 & 1992 1A Football State Runners-up squads
- Was an assistant head coach for Bishop Chatard's 2001 & 2002 3A Football State Championship squads



South Bend Washington Panthers

Class 4A



Lt.	Dk.	Name	Gr.	Ht.	Wt.	Position(s)
1	1	David Perkins	12	6-3	230	RB/OLB
2	2	Kelly Kolat	11	5-9	175	QB/LB
3	3	Daigien Morgan	10	6-0	185	QB
4	4	Gehrig Dieter	12	6-3	210	WR/LB
5	5	Torriano Harris	12	6-1	190	WR/OLB
6	6	Antwon Ivery	9	5-7	158	WR
7	7	Alfonso Mack	12	6-0	170	WR
8	8	J'Lonnis Horton	12	5-9	165	RB
9	9	Ira White	11	5-8	160	LB
10	10	Shawn Caplinger	10	6-2	170	QB/LB
11	11	Alex Euriga	10	5-7	145	WR/DB
12	12	Levi Welch	12	6-0	175	RB/DL
13	13	Houston Anderson	12	5-7	180	DL/RB
14	14	Adam Gonzalez	10	5-9	160	QB
16	16	Matthew Clay	11	5-10	170	LB
17	17	Haki Wood	10	6-2	160	WR/CB
18	18	Duron Ivery	12	6-0	190	OLB/RB
23	23	Alex Brooks	11	5-7	200	RB/LB
24	24	Jarvis Mitchell	11	5-10	160	DB
25	25	Anthony Hall	12	5-11	175	FS/OLB
30	30	Howard Davidson	9	5-11	170	LB
31	31	Austin Traxler	9	5-6	150	QB/CB

Lt.	Dk.	Name	Gr.	Ht.	Wt.	Position(s)
32	32	William Howell-Bey	11	5-3	135	DB
33	33	Chad Douglas	12	5-9	145	DB
34	34	Luis Lopez	11	5-10	135	WR/DB
41	41	James Toney	11	5-10	185	LB
45	45	Tyon Belcher	10	5-10	160	LB/WR
47	49	Devonte Hughes	11	6-0	200	DL
50	50	Terrance Bush	12	6-3	235	DL
52	52	Amani Lee	10	6-0	220	DL/OL
55	55	Derek Williams	11	5-8	205	DL/OL
56	56	Michael Taylor	12	6-3	230	OL
57	57	Dustin Dennig	11	6-5	310	OL
60	60	Tye Thornsberry	10	5-10	220	OL
67	67	Braelon Wilkens	11	6-3	275	OL
70	70	Pedro Garcia	10	5-9	205	OL
71	71	Tyler Parish	10	5-6	245	OL
72	72	Jason Wilson	9	5-8	220	OL
75	75	Byron Orvis	12	6-2	215	OL/DL
86	86	Christian Campbell	9	5-10	160	WR
87	87	Jalen Adams	11	5-7	150	WR
90	90	Lafay Flemming	9	5-8	170	RB/LB
91	91	Enrique Nunez	12	5-7	150	K
99	99	Francisco Ramirez	10	5-9	175	K

South Bend Washington Panthers

Class 4A



Team Statistics

	SB Washington	Opponents
Total Points / Points Per Game	397 / 28.4	210 / 15
First Downs / Per Game	N/A	N/A
Rushing Yards / Per Game	2,182 / 155.9	N/A
Passing Yards / Per Game	3,252 / 232.3	N/A
Total Yards / Per Game	5,434 / 388.1	N/A
Fumbles Recovered By	18	4
Intercepted By	13	15
Total Punts / Average	N/A	N/A
Penalties / Yards	N/A	N/A

Individual Statistics

Scoring	G	TD	1-Pt.	2-Pt.	FG	TP	PPG
4 Gehrig Dieter	14	24	0	0	0	144	10.3
20 David Perkins	13	19	0	0	0	114	8.1
7 Alfonso Mack	10	3	0	0	0	18	1.8
5 Torriano Harris	9	3	0	0	0	18	2.0
3 Daigien Morgan	13	2	0	0	0	12	0.9

Rushing	G	Att.	Yds.	TD	YPG	YPC	Long
20 David Perkins	13	182	1,300	15	100.0	7.1	85
16 Matt Clay	12	34	307	1	25.6	9.0	53
7 Alfonso Mack	10	31	217	1	21.7	7.0	25
3 Daigien Morgan	13	65	180	2	13.8	2.8	24
23 Alex Brooks	13	17	63	1	4.8	3.7	13

Passing	G	Comp.	Att.	Int.	TD	Yds.	YPG
3 Daigien Morgan	13	135	267	12	30	2,834	218.0
2 Kelly Kolat	6	24	49	3	2	381	63.5

Receiving	G	Rec.	Yds.	TD	YPG	YPC	Long
4 Gehrig Dieter	14	76	2,003	22	143.1	26.4	90
7 Alfonso Mack	10	26	341	2	34.1	13.1	51
18 Duron Ivery	6	20	335	1	55.8	16.8	42
20 David Perkins	13	19	275	3	21.2	14.5	95
6 Antwon Ivery	10	15	188	1	18.8	12.5	31

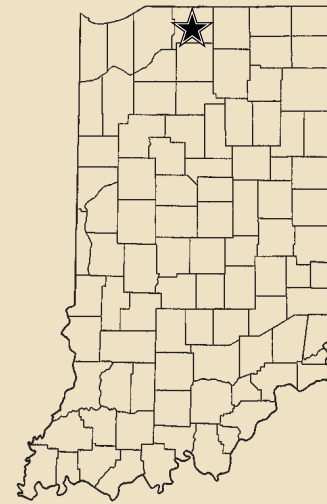
Defense	G	Tackles	For Loss	Sacks	INT	FC	FR
16 Matt Clay	12	147	22	3/26	0	4	1
23 Alex Brooks	13	124	19	2/9	1	2	3
50 Terrance Bush	14	124	25	9/54	0	1	1
47 Devonte Hughes	14	113	31	15/105	0	6	3
13 HustonAnderson	14	106	26	2/9	0	2	3
20 David Perkins	13	95	21	6/42	2	7	5

State Finals History

State Champion: **(1)** 1973 (3A)
 Appearances: **(2)** 1973 (3A), 2011 (4A)



Antwon Jones
Head Coach



Team Facts

City/Town: South Bend
 County: St. Joseph
 Superintendent: Carole Schmidt, Ph.D.
 Principal: George McCullough, Jr.
 Athletic Director: Chris Matthys
 Head Coach: Antwon Jones
 Assistant Coaches: Jarvis Edison,
 Jay Johnson, Weston Lambert, Chris Jones Jr.,
 John Christy, Maurice Wilkins Jr.,
 Reggie Brooks, Tony McWilliams,
 Joel Bonder
 Student Managers: Brandon Blount and
 Isaiah McWilliams
 Offensive Formation: Spread
 Defensive Formation: 60, Cover 3
 Colors: Kelly Green and White
 Conference: Northern Indiana
 Enrollment: 1,290
 Last Year's W-L Record: 0-11

Season Results (11-3)

8/20 Bloomington North W 46-23
 8/26 at Michigan City W 40-21
 9/2 Elkhart Central W 63-10
 9/9 at South Bend Adams W 12-7
 9/16 Mishawaka Marian L 14-28
 9/23 at Penn L 6-17
 9/30 South Bend Clay W 21-19
 10/7 Benet Academy (IL) L 0-6
 10/14 at Mishawaka W 37-13

Sectional

10/21 Kankakee Valley W 40-14
 10/28 at Hobart W 35-10
 11/4 Mishawaka W 37-19

Regional

11/11 at Hammond Morton W 33-20

Semi-State

11/18 at Leo W 13-3

South Bend Washington Depth Chart

Offense

Pos.	No.	Name
QB	3	Daigien Morgan
QB	2	Kelly Kolat
RB	1	David Perkins
RB	16	Matt Clay
WR	4	Gehrig Dieter
WR	25	Anthony Hall
WR	6	Antwon Ivery
WR	17	Haki Wood
WR	7	Alfonso Mack Jr.
WR	86	Christian Campbell
WR	5	Torriano Harris
WR	18	Duron Ivery
C	57	Dustin Dennig
C	56	Michael Taylor
LG	67	Braelon Wilkins
LG	55	Derek Williams
RG	56	Michael Taylor
RG	72	Jason Wilson
LT	50	Terrance Bush Jr.
LT	52	Amani Lee
RT	75	Byron Orvis
RT	70	Pedro Garcia

Specialists

Pos.	No.	Name
Punter	3	Daigien Morgan
	1	David Perkins
Placekicker	91	Enrique Nunez
	99	Francisco Ramirez
Kickoffs	91	Enrique Nunez
	99	Francisco Ramirez
Long Snapper	75	Byron Orvis
	57	Dustin Dennig
Holder	31	Austin Traxler
	18	Duron Ivery
Punt Returns	4	Gehrig Dieter
	7	Alfonso Mack Jr.
Kickoff Returns	12	Levi Welch
	16	Matt Clay

Defense

Pos.	No.	Name
DT	55	Derek Williams
DT	52	Amani Lee
DT	13	Houston Anderson
DT	52	Amani Lee
DE	49	DeVonte Hughes
DE	12	Levi Welch
DE	50	Terrance Bush Jr.
DE	12	Levi Welch
OLB	1	David Perkins
OLB	5	Torriano Harris
OLB	18	Duron Ivery
OLB	5	Torriano Harris
ILB	16	Matt Clay
ILB	41	James Toney
ILB	23	Alex Brooks
ILB	33	Chad Douglas
DB	7	Alfonso Mack Jr.
DB	24	Jarvis Mitchell
DB	4	Gehrig Dieter
DB	24	Jarvis Mitchell
FS	25	Anthony Hall
FS	5	Torriano Harris

South Bend Washington Head Coach Antwon Jones

Name: Antwon Jones

Age: 35

Spouse's Name: Heather Jones

Years Married:7

Children's Names and Ages: Ayrallynn 14, Auden 6, and Kros 3

Current Occupation and Employer: Police Officer for the South Bend Police Department

No. of Yrs.:11

If a teacher, what subjects and grades do you teach:

Education:

College: Notre Dame

Year Graduated: 2000

Degree(s) / Major: Graphic Design

High School: Piqua, Ohio

Year Graduated: 1995

Athletic Participation:

Sport	High School Years	College Years
Football	1992-1995	1995-2000
Basketball	1992-1995	
Track	1992-1995	

As A High School Or College Player, Have You Ever Competed In A State Or National Championship Event In Any Sport? If Yes, Please Give Details:

Coaching Experience (Football Only)

Number of Years as Varsity Head Coach at Current School (ie: 5 years): 4 years

Actual Years as Varsity Head Coach at Current School (ie: 1996-2000): 4 years

Won-Loss Record as Varsity Head Coach at Current School: 26-20

Overall Varsity Head Coaching Record: 26-20

Please list below where you've coached during your career starting with your current position:

School	Head / Asst.	No. of Years	Actual Years
South Bend St. Joe	Asst.	1	2003
South Bend Adams	Asst.	2	2007-2008
South Bend Washington	Head	4	2008-present

Tournament Championships (As the Varsity Head Coach, list years your team won):

Sectional: 2011

Regional: 2011

Semi-State: 2011

State Championship:

Something Interesting About You Personally Or Professionally That People Might Not Know:

Coach Antwon T. Jones is a Class of 1995 graduate from Piqua High school where he helped Piqua's football team make two straight final four appearances. While playing football for Piqua Jones was named to the Super Prep and Pre Football Report All- American Team his senior year. Also while playing for Piqua Jones was rated 7th best nationally by Super Prep and rated one of the top 100 players nationally by Chicago Sun- Times. Jones was also Chosen as the All-Midwest Defensive Player of the year by Prep Football Report. Jones accumulated forty one sacks, sixty tackles for losses in two years at Piqua and was selected for the Ohio North- South and Ohio- Pennsylvania Big 33 All- Star games.

Following his senior year at Piqua Jones was awarded a full football scholarship to the University of Notre dame. While at Notre Dame, Jones played on the defensive line and was a starter at Nose guard. Jones was also listed fourth in the country in 96' among emerging stars on the defensive line by Lindy's and earned four Varsity Letters.

After Jones graduated from Notre Dame in 2000 with a Bachelors of Arts and Letters (majoring in Graphic Design) he joined the South Bend Police department and volunteered as a coach for St. Joseph High School in 2001. After coaching for a year with the Indians Jones decided to get back into football and signed a two year deal with the Columbus Destroyers of the Arena Football League (AFL). After becoming the starting nose guard for the Destroyers Jones ended his career in professional football after suffering a knee injury while playing against Dallas. Jones returned home to South Bend and spent two years coaching in the South Bend Pop Warner football league before joining Elmer Britton at Adams High School. Jones spent two years coaching with Britton as a defensive line coach at Adams before being named Head Coach at Washington High School. In his first season at Washington Jones lead the Panthers to a 7-3 finish with a final ranking of 15th in the state. Jones was later named the N.I.C coach of the year and Coach of the year for the state of Indiana class 4A. In 2009 Coach Jones lead the Panthers to their first conference championship in over 30 years. This year Coach Jones lead the Panthers to their first Sectional Championship since 1977, first Regional since 1973, and first ever Semi -State Championship's in school history. Jones is the proud father of three (Ayrallynn, Auden, and Kros) and husband to Heather Jones.



Indianapolis Cathedral Fighting Irish

Class 4A



Lt.	Dk.	Name	Gr.	Ht.	Wt.	Position(s)	Lt.	Dk.	Name	Gr.	Ht.	Wt.	Position(s)
2	2	Sam Frederick	11	5-9	155	WR	47	47	Jack Stephens	11	6-1	180	LB
2	2	Brandon Yosha	12	6-0	190	RB	48	48	Sam Snemis	12	5-10	180	LB
3	3	Collin Barthel	10	6-6	180	QB	50	50	Jonah Weaver	11	6-1	230	OL
4	4	John Turner	12	6-2	205	DB	50	50	Max Adams	12	5-10	165	LB
5	5	John Hummel	11	5-7	140	RB	51	51	Austin Orr	11	6-3	250	OL
6	6	Evan Oeding	11	6-1	170	DB	52	52	Colin Sandor	11	6-1	255	OL
7	7	Paul Arduini	12	5-8	190	LB	53	53	Quincy Giles	12	6-1	215	LB
8	8	John Scotto	11	6-0	155	DB	54	54	Bryce Campbell	11	6-0	190	LB
9	9	Alec Bitar	12	6-2	175	WR	55	55	Mickey Roessler	12	6-0	250	OL
10	10	Jack Mattingly	10	5-10	155	QB	55	55	Conor Sweeney	11	6-4	205	DL
11	11	Eric Hinkes	11	5-10	180	TE	56	56	Taylor Shellman	12	6-1	235	OL
12	12	Connor Rice	11	6-3	195	QB	57	57	Wes Bernard	10	6-2	260	OL
12	12	Kyle Cook	12	6-0	170	DB	58	58	John Michael Garvey	10	5-9	165	DL
13	13	Jack Fleck	12	6-1	220	P/K	59	59	Jeff Zhao	12	5-8	190	LB
13	13	Derrick Harvey	10	5-6	140	WR	59	59	James Officer	10	6-0	210	OL
14	14	Corey Babb	12	6-5	200	QB	60	60	Shawn Hall	10	6-0	220	DL
14	14	Ben Baker	10	5-8	150	DB	60	60	Sean Bucherl	11	5-10	190	OL
15	15	Justin Taylor	12	5-10	180	DB	61	61	Connor Dykhuizen	10	5-11	205	DL
16	16	Kip Kyle	10	5-8	170	LB	62	62	Kevin Blackwell	11	6-2	270	OL
16	16	John Roby	12	5-8	160	WR	62	62	Alex Todderud	10	5-8	170	OL
17	17	Jack Gomez	10	5-10	170	WR	63	63	John White	11	5-10	170	DL
18	18	Sampson Levingston	11	5-11	195	WR	65	65	CJ Johantges	10	6-2	215	DL
19	19	Stone Schneider	11	5-10	175	LB	66	66	Mitch Rougraff	10	6-0	190	OL
19	19	Kyle Vasillo	10	5-9	140	WR	67	67	James Evans	10	5-7	207	LB
20	20	Max Tigges	10	5-11	155	LB	67	67	Drew Bailey	10	5-9	185	LB
21	21	Drake Myers	12	6-0	180	DB	68	68	Michael Mitsch	12	6-0	250	DL
22	22	Gino Gillum	11	5-7	165	RB	70	70	Raja Burt	10	6-0	190	DL
23	23	Tron Estep	10	5-10	175	LB	71	71	Frank Leemhuis	12	6-1	225	OL
24	24	Nick McKinley	10	5-9	165	DB	72	72	Owen Adams	10	6-3	170	OL
25	25	Terry McLaurin	10	5-9	157	WR	72	72	Levi Kinney	12	5-9	220	DL
26	26	Jack Hayden	10	5-8	150	DB	73	73	Tucker Gregor	11	5-10	190	LB
27	27	Stu Stanley	11	6-1	195	LB	74	74	Zach Jordan	11	6-1	255	OL
28	28	Chris Rudicel	10	5-9	150	DB	75	75	Jalen Goode-Neale	10	6-1	225	OL
28	28	Liam O'Hara	10	5-9	130	WR	75	75	Will Ash	12	6-2	330	OL
29	29	Brennan Champion	11	5-11	165	DB	76	76	Herbert Miller	10	5-11	270	DL
30	30	Nick Morrison	10	5-9	165	RB	77	77	Carlos Carpizo	10	5-8	170	DL
31	31	Tyler Willis	12	5-9	195	DB	78	78	Zach Piper	10	6-1	185	DL
31	31	Tony Constantino	10	5-8	140	DB	79	79	Jacob Bailey	12	6-4	270	OL
32	32	John Zupancic	12	5-9	196	LB	80	80	Evan Gogel	10	5-10	145	LB
32	32	John Kelley	11	6-2	200	TE	81	81	Wyatt Wood	11	5-9	160	WR
33	33	Austin Compton	10	5-9	170	LB/WR	83	83	Evan Pulliam	12	6-2	220	DL
34	34	Kyle Loechel	10	6-2	200	LB	84	84	Maurice Reeves	10	5-10	160	DB
35	35	Vinnie Corsaro	10	5-9	160	RB	85	85	Joe Huntington	11	6-2	170	LB
36	36	Joe Rushka	12	5-9	165	DB	86	86	Andrew Ash	11	6-0	175	DL
37	37	Tony Giannini	10	5-9	160	LB	86	86	Cole Leamnsen	12	6-1	185	WR
38	38	Scott Pruet	12	6-0	160	LB	87	87	Matt Babb	10	6-3	170	TE
38	38	Luke Cureton	11	6-0	200	RB	88	88	Anthony Corsaro	12	6-4	245	TE
39	39	Grant Kirkpatrick	11	5-7	135	DB	89	89	Conner Lenahan	11	5-11	170	WR
40	40	Cooper Riddle	11	5-11	160	DB	90	90	Ryan Rodgers	11	5-11	175	LB
41	41	Austin George	12	5-7	175	RB	91	91	Cameron O'Connor	11	6-3	190	TE
41	41	Michael Hornak	12	5-11	175	LB	92	92	Gabe Mcateer	11	6-1	200	TE
42	42	Chase Mattingly	12	6-0	200	LB	93	93	Zach Saum	10	6-3	175	TE
43	43	Mitchell Hicks	12	6-0	200	RB	94	94	Ross Beretta	11	5-5	170	OL
44	44	Jacob Peebles	12	6-0	185	LB	96	96	Grant Thompson	10	6-0	176	LB
45	45	Vincent Scotto	12	6-1	195	LB	99	99	Connor Rulman	12	6-3	230	DL
46	46	De'andre Hartwell	10	5-6	130	DB							

Indianapolis Cathedral Fighting Irish

Class 4A



Team Statistics

	Cathedral	Opponents
Total Points / Points Per Game	484 / 34.6	231 / 16.5
First Downs / Per Game	217 / 18.0	151 / 12.5
Rushing Yards / Per Game	2,381 / 170.1	1,368 / 97.7
Passing Yards / Per Game	2,096 / 149.7	1,958 / 139.9
Total Yards / Per Game	4,477 / 319.8	3,326 / 237.6
Fumbles Recovered By	17	13
Intercepted By	15	8
Total Punts / Average	52 / 34.3	64 / 33.8
Penalties / Yards	72 / 584	82 / 612

Individual Statistics

Scoring		G	TD	1-Pt.	2-Pt.	FG	TP	PPG
22	Gino Gillum	14	19	--	--	--	114	8.1
2	Brandon Yosha	14	11	--	--	--	66	4.7
88	Anthony Corsaro	14	8	--	--	--	48	3.4
38	Luke Cureton	14	7	--	--	--	42	3.0
21	Drake Meyers	14	1	25-28	--	3-6	40	2.9

Rushing		G	Att.	Yds.	TD	YPG	YPC	Long
22	Gino Gillum	14	213	1,229	19	87.8	5.8	57
2	Brandon Yosha	13	99	702	10	54.0	7.1	48
38	Luke Cureton	14	29	334	4	23.9	11.5	92
5	John Hummel	5	21	118	0	23.6	5.6	37

Passing		G	Comp.	Att.	Int.	TD	Yds.	YPG
14	Corey Babb	12	116	208	8	21	1,709	142.4
12	Conner Rice	9	23	47	0	6	378	42.0

Receiving		G	Rec.	Yds.	TD	YPG	YPC	Long
81	Wyatt Wood	14	35	498	5	35.6	14.2	57
18	Sampson Levingston	14	28	362	4	27.8	12.9	44
88	Anthony Corsaro	14	16	426	8	47.3	26.6	79
22	Gino Gillum	14	16	129	0	9.2	8.1	23
9	Alec Bitar	8	15	208	1	26.0	13.9	27

Defense		G	Tackles	For Loss	Sacks	INT	FC	FR
31	Tyler Willis	13	102	10.0	0.0	3	--	--
53	Quincy Giles	13	79	13.5	5.5	1	--	--
48	Sam Snemis	13	67	9.5	6.0	0	--	--
27	Stu Stanley	14	64	10.0	0.0	3	--	--
83	Evan Pulliam	14	53	16.0	11.5	0	--	--
44	Jacob Peebles	14	50	6.5	2.0	0	--	--

State Finals History

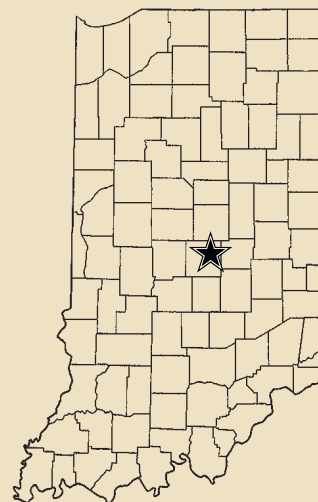
State Champion: **(8)** 1986 (3A), 1992 (3A), 1996 (4A), 1998 (4A), 1999 (4A), 2006 (4A), 2008 (4A), 2010 (4A)

Runner-Up: **(3)** 1973 (3A), 1976 (3A), 1991 (3A)

Appearances: **(12)** 1973 (3A), 1976 (3A), 1986 (3A), 1991 (3A), 1992 (3A), 1996 (4A), 1998 (4A), 1999 (4A), 2006 (4A), 2008 (4A), 2010 (4A), 2011 (4A)



Rick Streiff
Head Coach



Team Facts

City/Town: Indianapolis

County: Marian

President: Stephen J. Helmich

Principal: Dave Worland

Athletic Director: Jim McLinn

Asst. Athletic Director: Terry Fox

Head Coach: Rick Streiff

Assistant Coaches: Mic Roessler,

Greg Boysaw, Nick Lyons, Tim Barthel,

Darvell Huffman, Adam Barth, Mike Prior,

Jeff Lakin, Darrick Brownlow, Jon Mundil,

Jere Kubuske, Howard Fogel, Tim Peterson,

John O'Hara, Ethan Schreiber

Student Trainers/Managers: Katie Kaufman,

Liz Subrin, Lauren Streiff, Grace Buchanan,

Keenan Cox and Ted Bemenderfer

Offensive Formation: Multiple Set

Defensive Formation: 3-3

Colors: Navy Blue and Old Gold

Conference: Independent

Enrollment: 1,250

Last Year's W-L Record: 12-3

Season Results (11-3)

8/20	vs. Ben Davis	L	*21-24
8/27	at Warren Central	L	24-27
9/5	vs. Centerville (OH)	W	34-17
9/10	vs. Indpls. Bishop Chatard	W	21-14
9/17	at FW Bishop Dwenger	W	42-3
9/23	at Louisville Trinity (KY)	L	14-36
10/1	at Fort Wayne Snider	W	39-31
10/7	Indianapolis Arsenal Tech	W	47-7
10/14	at Cincinnati Moeller (OH)	W	26-24

Sectional

10/21	at Mooresville	W	61-14
10/28	at Roncalli	W	20-13
11/4	Greenwood	W	38-14

Regional

11/11	at Pendleton Heights	W	35-0
-------	----------------------	---	------

Semi-State

11/18	Columbus East	W	62-7
-------	---------------	---	------

* (Overtime)

Indianapolis Cathedral Depth Chart

Offense			⋮	Defense		
Pos.	No.	Name	⋮	Pos.	No.	Name
TE	88	Anthony Corsaro	⋮	N	68	Mike Mitsch
	93	Zach Saum	⋮		72	Levi Kinney
T	79	Jacob Bailey	⋮	E	83	Evan Pulliam
			⋮		86	Andrew Ash
G	75	Will Ash	⋮			
	71	Frank Leemhuis	⋮	E	99	Connor Rulman
			⋮		55	Connor Sweeney
C	55	Mickey Roessler	⋮			
	57	Wes Benard	⋮	ILB	48	Sam Snemis
			⋮		54	Bryce Campbell
G	52	Colin Sandor	⋮			
	74	Zach Jordan	⋮	ILB	53	Quincey Giles
			⋮		7	Paul Arduini
T	56	Taylor Shellman	⋮			
			⋮	ILB	42	Chase Mattingly
WR	81	Wyatt Wood	⋮		45	Vincent Scotto
	25	Terry Mclaurin	⋮			
			⋮	OLB	44	Jacob Peebles
WR	18	Sampson Levingston	⋮		41	Michael Hornak
	86	Cole Leamnson	⋮			
			⋮	OLB	27	Stu Stanley
FB	38	Luke Cureton	⋮		90	Ryan Rodgers
	43	Mitch Hicks	⋮			
			⋮	CB	21	Drake Myers
RB	22	Gino Gillum	⋮		12	Kyle Cook
	2	Brandon Yosha	⋮			
			⋮	CB	4	John Turner
QB	14	Corey Babb	⋮		36	Joe Rushka
	12	Connor Rice	⋮			
			⋮	FS	31	Tyler Willis
			⋮		40	Cooper Riddle
Specialists			⋮			
Pos.	No.	Name	⋮			
Punter	91	Cameron O'Connor	⋮			
Placekicker	21	Drake Myers	⋮			
Kickoffs	54	Bryce Campbell	⋮			
Long Snapper	51	Austin Orr	⋮			
Holder	12	Connor Rice	⋮			
Punt Returns	81	Wyatt Wood	⋮			
Kickoff Returns	22	Gino Gillum	⋮			

Indianapolis Cathedral Head Coach Rick Streiff

Name: Rick Streiff

Age: 49

Spouse's Name: Julianne

Years Married: 24

Children's Names and Ages: John 21, Lauren 18, Tom 15

Current Occupation and Employer: Teacher/Cathedral High School

No. of Yrs.: 17 at CHS 27 years overall

If a teacher, what subjects and grades do you teach: Geography and History of the World and World History

Education:

College: Butler University

Year Graduated: 1984

Degree(s) / Major: Secondary Education

High School: Monrovia HS IN

Year Graduated: 1980

Athletic Participation:

Sport	High School Years	College Years
Football	1976-79	1980-83
Basketball	1976-1980	
Track	1976-1980	

As A High School Or College Player, Have You Ever Competed In A State Or National Championship Event In Any Sport? If Yes, Please Give Details:

1983 member of NCAA D-2 Playoff team at Butler University

Coaching Experience (Football Only)

Number of Years as Varsity Head Coach at Current School (ie: 5 years): 17

Actual Years as Varsity Head Coach at Current School (ie: 1996-2000): 1989-2001/2008-11

Won-Loss Record as Varsity Head Coach at Current School: 167-37

Overall Varsity Head Coaching Record: 190-80

Please list below where you've coached during your career starting with your current position:

School	Head / Asst.	No. of Years	Actual Years
Chatard HS	Asst.	3	1985-88
Brebeuf Prep	Head	1	1988
Cathedral HS	Head	13	1989-2001
North Central HS	Head	4	2002-06
Cathedral HS	Head	4	2008-11

Tournament Championships (As the Varsity Head Coach, list years your team won):

Sectional: 91,92,93,94, 96,98,99, 01,08,09,10,11

Regional: 91,92,96,98,99,01, 08,09,10,11

Semi-State: 91,92,96,98,99,08,10,11

State Championship: 92,96,98,99,08,10

Something Interesting About You Personally Or Professionally That People Might Not Know:

Each year Coach Streiff and his staff lead an effort to assist in the fight against breast cancer. One game per season is designated as a Pink Out! game, and the Cathedral coaching staff, team members and trainers encourage the entire school community to get involved by purchasing and wearing specially-designed T-shirts for the event. The coaches and trainers gear up in the shirts for the game and proceeds from the event, which total more than \$5000 in just the past three years, go to groups including Komen Indy to help fund the fight right here at home.



Penn Kingsmen

Class 5A



Lt.	Dk.	Name	Gr.	Ht.	Wt.	Position(s)	Lt.	Dk.	Name	Gr.	Ht.	Wt.	Position(s)
1	1	Nathaniel Jarvis	11	5-6	150	RB	50	50	Seth Rassi	11	6-1	200	ILB
2	2	Tygerrius Barnett	12	6-1	185	FL	51	51	Kyle Trebor	10	6-0	160	OLB
3	3	Joseph Weller	12	5-7	130	FL	52	52	Gabe Miller	12	6-0	245	C
4	4	Alexander Dorrier	11	5-10	180	FL	53	53	Mike Chaffee	10	5-8	190	DT
5	5	Andrew O'Lena	12	6-4	190	QB	54	54	Mitchell Molnar	11	6-1	240	OG
6	6	Kyle Richard	12	6-0	185	OLB	55	55	Kade Maggart	11	6-2	280	OG
7	7	Austin Sieracki	12	6-1	170	FL	56	56	Michael Riddle	12	6-0	190	ILB
8	8	Khalil Fleming	10	5-11	165	RB	57	57	Bobby Nicks	12	6-1	275	OG
9	9	Jason Zappia	12	5-9	160	DB	58	58	Matthew Torres	10	5-6	175	OG
10	10	Blake Schneider	11	6-2	210	QB	59	59	Tyler Hill	10	5-9	220	C
11	11	Samuel Laidig	12	6-2	210	ILB	60	60	Matthew Watkins	10	6-0	195	OT
12	12	Zachary Oakley	10	6-1	185	QB	61	61	Ian Richards	10	5-10	230	DT
13	13	Cory Stanley	11	6-0	185	FL	63	63	John Livingston	12	6-1	240	OG
14	14	Troy Tirotta	11	5-8	160	OLB	64	64	Tyler Callahan	10	5-11	240	OG
15	15	Tyler Harlan	12	5-9	160	DB	65	65	Brandon Sroda	12	5-11	205	DT
16	16	Loren McSorley	10	5-8	145	K/P	66	66	Zachary Boetsma	10	5-9	190	C
17	17	Nathan Ohlson	10	5-11	160	QB	67	67	Thomas Cunningham	10	5-10	240	OG
18	18	Chad Gindelberger	12	5-11	180	QB	68	68	Alaric Manning	10	5-10	160	DE
19	19	Nick Maldonado	12	6-0	150	K/P	69	69	Devin Reagan	12	6-3	240	DT
20	20	Blake Beehler	11	6-1	200	OLB	70	70	AJ Ikene	10	5-10	230	OG
21	21	Trevor Manspeaker	11	5-8	170	OLB	71	71	Monte James	12	6-2	315	OG
22	22	Joseph Boyer	10	5-11	150	RB	72	72	Jackson Day	11	6-4	250	OT
23	23	Matthew Wirick	11	5-9	150	FL	73	73	Joel Schaefer	10	6-4	210	OT
24	24	Michael Block	11	5-9	150	DB	74	74	Christian Verhamme	12	6-6	230	OT
25	25	Michael Mason	11	6-0	170	DB	75	75	Timothy (TJ) Robinson	10	5-10	160	DE
26	26	Tyler Carpenter	9	5-7	160	RB	76	76	Clayton Stohler	10	6-1	200	DT
27	27	Matthew Hummel	11	5-10	200	RB	77	77	Merritt Brooks	12	6-3	310	DT
28	28	Riley DeMeyer	10	5-7	140	RB	78	78	Shawn Wagner	12	6-2	220	OT
29	29	Ty Lopez	10	5-8	130	RB	79	79	Payne McCaskill	10	6-5	285	OL
30	30	Connor Marsh	10	5-9	165	RB	80	80	Tyler Williams	9	6-0	205	TE
31	31	Emerson Marenyi	12	5-8	185	RB	81	81	Nate Miller	9	5-8	125	WR
32	32	Timothy Deal	10	5-11	160	DB	82	82	Stephen LeSure	12	5-11	195	TE
33	33	Simeon Teague	10	5-9	160	RB	83	83	George Perkins	10	6-4	180	FL
34	34	Jamil Davis	12	5-11	185	RB	84	84	Hunter Clark	10	6-0	180	TE
35	35	Kyle Kreiger	10	5-11	140	DB	85	85	Andrew Kimm	10	6-6	215	TE
36	10	Tyler Sousley	10	5-9	150	DB	86	86	Patrick Adkins	12	6-2	180	FL
37	37	Zachary Hiss	12	5-11	180	DB	87	87	Mitchell Slatton	10	5-10	160	OLB
38	38	Jesse Fairbotham	10	5-6	140	FS	88	88	Travis Nethercutt	11	6-3	210	TE
39	39	Mark Winovich	10	5-10	150	FS	89	89	Inoke Moala	9	6-1	200	TE
40	40	Tim Pletcher	9	5-4	130	RB	90	90	Jack Deluca	12	6-1	185	DE
41	41	Nicholas Mills	12	5-7	155	DB	91	91	Gabriel Anastasio	10	5-9	150	DE
42	42	Jordan Hancock	12	5-9	220	ILB	92	92	Nicholas Farber	11	5-6	170	DT
43	43	Joshua Pendill	10	5-7	140	OLB	93	93	Dylan Heyvaert	12	6-3	220	DT
44	44	Mitchell Meersman	11	5-11	180	ILB	94	94	Samuel Daggy	11	6-1	220	DE
45	45	Riley Vandevoorde	10	5-9	150	K/P	95	95	Isaiah Cook	10	6-3	190	DE
46	46	Jacob Dawson	10	5-9	150	OLB	96	96	Jonathan McCoy	12	5-10	190	DE
47	47	Adam Mwaniki	10	5-7	140	OLB	97	97	Connor Bartlett	10	6-0	185	DE
48	48	Aaron Hancock	10	5-8	175	ILB	98	98	Zachariah Wilkins	10	5-7	160	LB
49	49	Nathan Barna	10	5-10	190	ILB	99	99	Joseph Kline	11	6-0	235	DT

Penn Kingsmen

Class 5A



Team Statistics

	Penn	Opponents
Total Points / Points Per Game	454 / 32.4	146 / 10.4
First Downs / Per Game	209 / 14.9	157 / 11.2
Rushing Yards / Per Game	2,979 / 212.6	1,333 / 95.2
Passing Yards / Per Game	1,315 / 93.9	1,650 / 117.9
Total Yards / Per Game	4,291 / 306.5	2,983 / 213.1
Fumbles Recovered By	11	10
Intercepted By	1	15
Total Punts / Average	31 / 33.3	69 / 25.8
Penalties / Yards	445/33	73/502

Individual Statistics

Scoring	G	TD	1-Pt.	2-Pt.	FG	TP	PPG
12 Zach Oakley	14	20	0	0	0	120	8.6
19 Nick Maldonado	14	0	58	0	11	91	6.5
34 Jamil Davis	14	13	0	0	0	78	5.6
18 Chad Gindleberger	14	9	0	0	0	54	3.9
31 Emerson Marenzi	8	3	0	0	0	18	2.3

Rushing	G	Att.	Yds.	TD	YPG	YPC	Long
34 Jamil Davis	14	176	1,001	13	71.5	5.7	--
12 Zach Oakley	14	120	977	18	69.8	8.1	--
18 Chad Gindleberger	14	99	394	9	28.1	4.0	--
31 Emerson Marenzi	8	14	173	3	21.6	3.9	--
1 Nathan Jarvis	14	38	139	0	9.9	3.7	--

Passing	G	Comp.	Att.	Int.	TD	Yds.	YPG
18 Chad Gindleberger	14	76	123	0	9	1,031	73.6
12 Zach Oakley	14	23	48	1	1	284	20.3

Receiving	G	Rec.	Yds.	TD	YPG	YPC	Long
2 Tiger Barnett	14	29	341	1	24.4	11.8	--
3 Joey Weller	14	13	201	2	14.4	15.5	--
86 Patrick Adkins	14	15	164	2	11.7	10.9	--
82 Steven LeSure	14	8	160	1	11.4	20.0	--
23 Matt Wirick	14	11	146	0	10.4	13.3	--

Defense	G	Tackles	For Loss	Sacks	INT	FC	FR
11 Sam Laidig	14	106	6	0	3	2	1
37 Zach Hiss	14	76	1	0	1	0	0
93 Dylan Heyvaert	14	61	19	8	0	0	0
6 Kyle Richard	14	61	11	0	3	0	2
69 Devin Reagan	14	60	8	5	0	1	1
21 Trevor Manspeaker	14	64	5	0	2	0	2

State Finals History

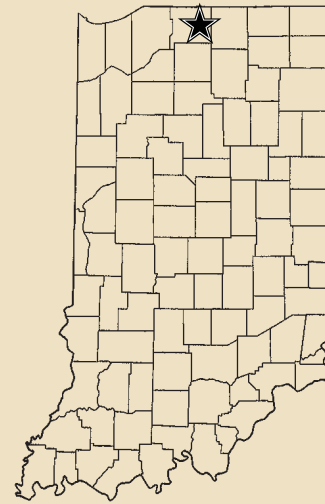
State Champion: (5) 1983 (4A), 1995 (5A), 1996 (5A), 1997 (5A), 2000 (5A)

Runner-Up: (4) 1989 (5A), 1991 (5A), 1999 (5A), 2003 (5A)

Appearances: (10) 1983 (4A), 1989 (5A), 1991 (5A), 1995 (5A), 1996 (5A), 1997 (5A), 1999 (5A), 2000 (5A), 2003 (5A), 2011 (5A)



Cory Yeoman
Head Coach



Team Facts

City/Town: Mishawaka
 County: St. Joseph
 Superintendent: Dr. Jerry Thacker
 Principal: Steve Hope
 Athletic Director: Ben Karasiak
 Assistant Athletic Director: Aaron Leniski
 Head Coach: Cory Yeoman
 Assistant Coaches: Pat Barrier, Blake Bikowski, Tom Gaby, Brian Griman, John Hedrick, Kevin Herrity Brent Laidig, Duke Lines, Dave Manspeaker, Rod Pawlik, Jason Pikuza, Pete Riordan, Jim Rhoads, Todd Yeoman, Trent Yeoman, Jeff Thompson, Brandon Tugmon, Jeremy McCaskill, Keith O'Connell, Todd Crist, Eric Kline, Ben Piotrowski, Chris Cantoni, Frank Duong, Jon Carroll
 Student Managers: Shelby Dubree, Megan Crawford, Samantha McFarland, Lexie Metcalf, Katie Wassenhove
 Offensive Formation: Multiple
 Defensive Formation: 4-4
 Colors: Black and Gold
 Conference: Northern Indiana
 Enrollment: 3,632
 Last Year's W-L Record: 7-5

Season Results (14-0)

8/19	at Valparaiso	W	21-10
8/26	Mishawaka	W	31-14
9/2	Mishawaka Marian	W	41-21
9/9	Fort Wayne Snider	W	31-13
9/16	at South Bend Clay	W	42-6
9/23	South Bend Washington	W	17-6
9/30	at South Bend St. Joseph's	W	28-6
10/7	South Bend Riley	W	38-7
10/14	at South Bend Adams	W	26-14

Sectional

10/21	South Bend Adams	W	42-0
10/28	Elkhart Memorial	W	58-28
11/4	at Carroll (Fort Wayne)	W	31-8

Regional

11/11	Crown Point	W	20-3
-------	-------------	---	------

Semi-State

11/18	Fort Wayne Snider	W	28-10
-------	-------------------	---	-------

Penn Depth Chart

Offense

Pos.	No.	Name
TE	82	Stephen LeSure (5'11, 195, 12)
	80	Tyler Williams (6'0, 200, 9)
RT	74	Christian Verhamme (6'6, 230, 12)
	73	Joel Schafer (6'4, 210, 10)
RG	63	John Livingston (6'1, 240, 12)
	55	Cade Maggart (6'2, 280, 11)
C	52	Gabriel Miller (6'0, 245, 11)
	50	Seth Rassi (6'1, 200, 11)
LG	57	Bobby Nicks (6'1, 275, 12)
	67	Thomas Cuningham (5'10, 240, 11)
LT	72	Jackson Day (6'3, 240, 10)
	78	Shawn Wagner (6'1, 220, 12)
TE	88	Travis Nethercutt (6'3, 210, 11)
	84	Hunter Clark (6'0, 180, 10)
QB	18	Chad Gindelberger (5'11, 180, 12)
	12	Zach Oakley (6'1, 185, 10)
RB	31	Emerson Marennyi (5'8, 185, 12)
	30	Connor Marsh (5'9, 165, 10)
RB	34	Jamil Davis (5'11, 210, 12)
	1	Nate Jarvis (5'6, 160, 11)
WR	86	Patrick Adkins (6'3, 175, 12)
	2	Tiger Barnett (6'1, 185, 12)

Defense

Pos.	No.	Name
DE	94	Sam Daggy (6'1, 220, 11)
	95	Isaiah Cook (6'3, 190, 10)
DT	69	Devin Reagan (6'3, 240, 12)
	99	Joey Kline (6'
DT	65	Brandon Sroda (5'11, 205, 12)
	66	Nick Farber (5'6, 180, 11)
DE	93	Dylan Heyvaert (6'3, 220, 12)
	78	Shawn Wagner (6'1, 220, 12)
OLB	6	Kyle Richard (6'0, 185, 12)
	14	Troy, Tirota (5'8, 160, 11)
ILB	44	Mitchell Meersman (5'11", 180, 11)
	50	Seth Rassi (6'1, 200, 11)
ILB	11	Sam Ladig (6'2, 210, 12)
	51	Kyle Trieber (5'11, 185, 9)
OLB	21	Trevor Manspeaker (5'8, 170, 11)
	14	Troy, Tirota (5'8, 160, 11)
C	9	Jason Zappia (5'9, 160, 12)
	41	Nick Mills (5'7, 155, 12)
FS	37	Zach Hiss (5'11, 180, 12)
	39	Mark Winovich (5'10, 150, 10)
C	25	Michael Mason (6'0, 170, 11)
	32	Tim Deal (5'11, 160, 10)

Specialists

Pos.	No.	Name
Punter	19	Nick Maldonado (6'0, 150, 12)
	45	Riley Vandevoorde (5'9, 150, 10)
Placekicker	19	Nick Maldonado (6'0, 150, 12)
	45	Riley Vandevoorde (5'9, 150, 10)
Kickoffs	19	Nick Maldonado (6'0, 150, 12)
	45	Riley Vandevoorde (5'9, 150, 10)
Long Snapper	52	Gabriel Miller (6'0, 245, 11)
	67	Thomas Cuningham (5'10, 240, 11)
Holder	18	Chad Gindelberger (5'11, 180, 12)
	10	Blake Schneider (6'2, 210, 11)
Punt Returns	25	Michael Mason (6'0, 170, 11)
	23	Matthew Wirick (5'9, 150, 11)
Kickoff Returns	12	Zach Oakley (6'1, 185, 10)
	32	Tim Deal (5'11, 160, 10)

Penn Head Coach Cory Yeoman

Name: Cory Yeoman

Age: 50

Spouse's Name: Shawn

Years Married: 25

Children's Names and Ages: Daughter - Erin (20) and Son - Gary (19)

Current Occupation and Employer: Teacher/Coach, Penn Harris Madison School Corporation

No. of Yrs.: 28

If a teacher, what subjects and grades do you teach: Industrial Technology and Strength Training

Education:

College: Miami of Ohio University

Year Graduated: 1984

Degree(s) Industrial Education and Physical Education

High School: Penn High School

Year Graduated: 1980

Athletic Participation:

Sport	High School Years	College Years
FOOTBALL	1977 - 1979 SEASONS	1980 - 1983 SEASONS
WRESTLING	1977 - 1978 SEASONS	

As A High School Or College Player, Have You Ever Competed In A State Or National Championship Event In Any Sport? If Yes, Please Give Details:

Coached on Penn's 1989, 1991, 1995, 1996, 1997, 1999, 2000, 2003

State Championship games

Coaching Experience (Football Only)

Number of Years as Varsity Head Coach at Current School (ie: 5 years): 9 Years

Actual Years as Varsity Head Coach at Current School (ie: 1996-2000): 2003-Present

Won-Loss Record as Varsity Head Coach at Current School: 97-22

Overall Varsity Head Coaching Record: 97-22

Please list below where you've coached during your career starting with your current position:

School	Head / Asst.	No. of Years	Actual Years
Penn High School	Assistant	19	1984-2002 SEASONS
Penn High School	Head	9	2003-Present

Tournament Championships (As the Varsity Head Coach, list years your team won):

Sectional: 2003, 2004, 2005, 2007, 2008, 2011

Regional: 2003, 2004, 2008, 2011

Semi-State: 2003, 2011

State Championship:

Something Interesting About You Personally Or Professionally That People Might Not Know:

My High School playing and assistant coaching career have all been at Penn High for Legendary Hall of Fame Head Coach Chris Geesman

My College playing career at Miami University was for Head Coach Tom Reed and assistant coach Tom Landsittel

Coach Geesman, Coach Reed and Coach Landittel all grew up together in Delaware, Ohio



Carmel Greyhounds

Class 5A



Lt.	Dk.	Name	Gr.	Ht.	Wt.	Posi.	Lt.	Dk.	Name	Gr.	Ht.	Wt.	Posi.	Lt.	Dk.	Name	Gr.	Ht.	Wt.	Posi.
1a	1a	Zach Woods	10	5-11	160	DB	32	32	Sam Storey	10	6-1	175	LB	65a	65a	Alex Wright	10	5-11	205	OL
2	2	Demarco Williams	12	6-1	195	DB	32a	32a	Danny Colombo	10	5-8	145	DB	66	66	Xavier Colter	12	6-1	230	OL
2a	2a	Jason Baldrige	10	5-4	140	WR	33	33	Shawn Heffern	12	6-5	250	DL	67	67	Cody Blackwell	12	6-1	225	OL
3	3	Austin Pfenninger	11	5-6	155	WR	34	34	Jack Thompson	11	5-11	185	RB	67a	67a	Matt Guillot	10	5-10	175	DL
4	4	Adam Kehoe	12	5-11	175	WR	34a	34a	Brandon Todd	10	5-11	175	LB	68	68	Sam Bennett	12	5-7	185	DL
4a	4a	Jonathon Pollard	10	5-6	140	WR	35	35	Cardell Hobbs	12	5-7	195	RB	69	69	Cameron Morton	12	5-9	195	DL
5	5	Shakir Paschall	9	5-8	185	RB	36	36	Obinna Nwosu	11	5-8	165	RB	69a	69a	Adam Markley	10	5-7	195	OL
6	6	Joe Scheffer	11	5-8	145	WR	36a	36a	John Coyle	10	5-10	175	LB	70	70	Jimmy Hehner	12	5-11	170	LB
6a	6a	Kevin Feller	10	5-9	150	DB	37	37	Brian Allen	12	6-2	205	LB	70a	70a	Benny Falender	10	5-8	230	OL
7	7	John Lampe	10	6-1	155	QB	38	38	Nick Csenar	10	6-3	185	LB	71	71	Matt Sinclair	11	6-2	260	OL
8	8	Jack Buskirk	11	5-9	155	DB	38a	38a	Nick Wolfe	10	5-9	165	TE	71a	71a	Alex Fiene	10	5-10	255	OL
8a	8a	Nate Becker	10	6-2	190	QB	39	39	Adam Kremer	10	5-10	180	K	72	72	Andrew Timberlake	12	6-5	220	OL
9	9	Alex Takacs	12	5-9	165	DB	40	40	Daniel Brewer	11	5-8	190	LB	72a	72a	Sam Shobe	10	6-2	265	OL
10	10	Cameron Glass	11	5-11	175	WR	40a	40a	Larry Brown	10	5-7	165	RB	73	73	Ethan Schmale	12	6-4	235	OL
10a	10a	Jim Soderstrom	10	5-5	146	DB	41	41	Donald Patterson	11	5-10	170	LB	74	74	Taylor Allen	11	5-11	195	OL
11	11	Billy Stumbo	11	5-8	165	K	42	42	Justin Todd	12	6-0	211	LB	74a	74a	Cristian Viggers	10	5-11	175	DL
12	12	Mark Shanklin	12	5-9	170	K	43	43	Jack Conway	10	5-7	168	DB	75	75	Matt Kesner	10	6-1	250	OL
12a	12a	Philip Dugdale	10	5-5	160	DB	44	44	Joe Sinise	11	5-7	144	LB	76	76	Brennan Ross	11	6-0	247	OL
13	13	Damian Pennington	12	5-8	175	WR	45	45	John Kenny	11	6-1	198	LB	77	77	Nolan Chastain	11	5-11	215	OL
14a	14a	Blake Patteson	10	5-9	155	DB	46	46	Race Johnson	11	5-10	160	DB	78	78	Evan Koch	11	5-9	240	OL
15	15	Cameron Cruz	12	5-10	185	DB	47	47	Ryan Sondles	10	6-0	180	LB	79	79	Will Taff	12	5-11	185	DL
16	16	Jeremy Faulkner	12	5-11	200	QB	48	48	Jalen Duncan	12	5-10	210	RB	79a	79a	Luke Meyers	10	5-11	230	OL
16a	16a	Luke Gunderman	10	5-11	135	WR	49	49	Loukas Sinnis	11	5-9	205	LB	80	80	Daniel Dunn	11	6-3	175	WR
17	17	Brandon Denning	12	6-0	180	QB	50	50	Layton Schmale	11	6-0	205	LB	81	81	Riley Smith	10	5-10	170	WR
18	18	Brandon Lugar	11	6-0	180	QB	51	51	Holten Warriner	11	6-3	220	OL	81a	81a	Matt Wehner	10	5-11	180	TE
18a	18a	Nick Lemaich	10	5-9	150	DB	51a	51a	Mitch Lindgren	10	5-10	195	LB	82	82	Sean Barrett	12	6-6	195	WR
19	19	Mike McMahan	11	6-3	170	QB	52	52	Quinn Rusnak	12	6-3	220	OL	83	83	Sumegh Dhawan	11	5-10	155	WR
20	20	Malcolm Brown	12	5-11	189	DB	53	53	David Zachman	11	6-2	175	LB	83a	83a	Daniel Livermore	10	5-11	165	TE
20a	20a	Mitchell Davis	10	5-6	145	DB	53a	53a	David Botros	10	5-7	235	OL	84	84	Langston Newton	12	6-4	250	DL
21	21	Chris Perkins	9	5-8	167	RB	54	54	Josh Knox	12	5-9	195	LB	85	85	Dylan Mallory	12	6-4	220	TE
22	22	Jake Parker	11	5-7	170	RB	55	55	Jefferson Schuette	12	6-1	265	OL	85a	85a	Isreal Johnson	10	5-11	155	WR
22a	22a	Nick Rhoad	10	5-5	135	DB	56	56	Jack Stratford	12	6-1	215	DL	86	86	Thomas Baldwin	10	5-9	160	WR
23	23	Parker Redelman	10	5-8	135	WR	57	57	Joey Miller	11	5-9	225	OL	87	87	Andrew Young	11	5-8	160	WR
24	24	Philip Spoerle	12	6-1	195	LB	57a	57a	Jackson ElRite	10	5-11	180	DL	87a	87a	Garrett Pferrer	10	5-10	175	DL
24a	24a	Riley McDonough	10	5-10	175	RB	58	58	Wade Murdock	10	5-7	185	LB	88	88	Josh Ebikwo	10	5-11	155	RB
25	25	Andrew Rhoad	12	5-10	165	DB	59	59	Colin Riddle	10	5-9	220	OL	89	89	Jake Desmond	12	6-2	180	QB
26	26	Matt Theofanis	11	5-11	160	DB	59a	59a	Andrew Lentz	10	5-11	175	DL	89a	89a	Alex Shaffer	10	5-11	160	WR
26a	26a	Cameron Cole	10	5-11	160	WR	60	60	Brent Ayers	12	5-8	210	OL	91	91	Robert Kuhn	12	5-10	175	TE
27	27	Benton Givens	11	5-10	162	DB	60a	60a	Andrew Thyen	10	5-11	185	DL	92	92	Ian Sampson	12	6-1	225	DL
28	28	Brandon Duerksen	11	5-10	170	K	61	61	J.J. Newton	12	5-7	245	DL	93	93	Lane Meisenhelder	12	6-2	205	LB
28a	28a	Jonathan Roskam	11	5-8	160	WR	62	62	David Meinen	10	5-10	170	OL	94	94	Matt Anderson	11	6-1	175	LB
29	29	Jimmy Herman	12	6-4	215	DB	63	63	Clay Holman	11	5-11	250	OL	95	95	Zach Street	11	5-11	155	TE
30	30	Joe Abdellah	11	6-1	155	DB	63a	63a	Sean Stetson	10	5-7	165	DL	97	97	Vic Roe	10	6-2	240	DL
30a	30a	Jaret Snellenberger	10	6-2	140	WR	64	64	Marcus Peasley	11	6-2	220	OL	98	98	Brandon Dean	11	5-11	180	DL
31	31	Cordell Hobbs	12	5-7	195	RB	65	65	Scott Heffern	12	6-1	170	LB	99	99	Matt Teeters	12	6-2	220	OL

Carmel Greyhounds

Class 5A



Team Statistics

	Carmel	Opponents
Total Points / Points Per Game	543 / 38.8	146 / 10.4
First Downs / Per Game	216 / 15.4	155 / 11.1
Rushing Yards / Per Game	3,973 / 283.8	1,037 / 74.1
Passing Yards / Per Game	1,435 / 102.5	1,708 / 122
Total Yards / Per Game	6,387 / 456.2	3,964 / 283.1
Fumbles Recovered By	17	15
Intercepted By	15	4
Total Punts / Average	28 / 33.5	71 / 33.6
Penalties / Yards	91 / 883	84 / 679

Individual Statistics

Scoring	G	TD	1-Pt.	2-Pt.	FG	TP	PPG
J. Duncan	14	25	--	--	--	150	10.7
B. Denning	14	16	--	--	--	96	6.9
B. Stumbo	14	--	66	--	5	81	5.8
D. Pennington	14	11	--	--	--	66	4.7
A. Kehoe	14	7	--	--	--	42	3.0

Rushing	G	Att.	Yds.	TD	YPG	YPC	Long
48 Jalen Duncan	14	261	1,706	25	121.9	6.5	78
17 Brandon Denning	14	104	778	16	55.6	7.5	90
21 Chris Perkins	14	42	403	4	28.8	9.6	69
13 Damian Pennington	14	45	279	5	19.9	6.2	39

Passing	G	Comp.	Att.	Int.	TD	Yds.	YPG
17 Brandon Denning	14	101	154	4	11	1,342	87.9
7 John Lampe	--	11	15	0	2	163	--

Receiving	G	Rec.	Yds.	TD	YPG	YPC	Long
4 Adam Kehoe	14	41	568	5	40.6	13.9	77
13 Damian Pennington	14	16	290	5	20.7	18.1	67
82 Sean Barrett	14	23	256	0	18.3	11.1	24
85 Dylan Mallory	14	12	187	1	13.4	15.6	31

Defense	G	Tackles	For Loss	Sacks	INT	FC	FR
45 John Kenny	14	95	17	6	0	3	4
29 Jimmy Herman	14	92	12	1	3	0	0
92 Ian Sampson	14	91	2	6	0	1	1
93 Lane Meisenhelder	14	83	2	0	0	1	0
15 Cameron Cruz	14	72	3	0	3	0	3
42 Justin Todd	14	76	4	0	1	1	0

State Finals History

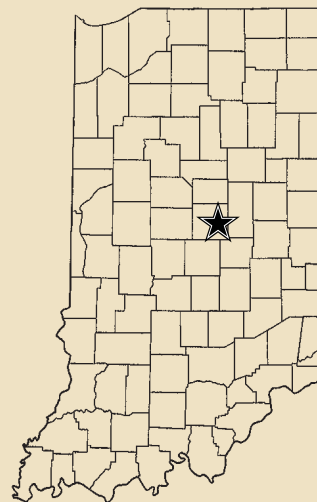
State Champion: (6) 1978 (3A), 1980 (3A), 1981 (3A), 1986 (5A), 1989 (5A), 2007 (5A)

Runner-Up: (4) 1975 (3A), 2006 (5A), 2008 (5A), 2009 (5A)

Appearances: (11) 1975 (3A), 1978 (3A), 1980 (3A), 1981 (3A), 1986 (5A), 1989 (5A), 2006 (5A), 2007 (5A), 2008 (5A), 2009 (5A), 2011 (5A)



Kevin Wright
Head Coach



Team Facts

City/Town: Carmel
 County: Hamilton
 Superintendent: Dr. Jeff Swensson
 Principal: John Williams
 Athletic Director: Jim Inskeep
 Asst. Athletic Director: Bruce Wolf
 Head Coach: Kevin Wright
 Assistant Coaches: Josh Bryant, Aaron Bosket, Tyrone Dixon, Wes Drew, Andrew Fritz, Mike Graham, Mitch Grider, John Hebert, Rob Holman, Jason Hicks, Vic Martin, Pete O'Hara, Tommy Oliver, Justin Quick, Brian Spilbeler, Justin Schneider, Jeremy Stacy, Toby Steele, Jason Spear, Sid Swartzendruber, Scott Turnquist, Jake Van Asten
 Offensive Formation: Spread Option
 Defensive Formation: 3-4
 Colors: Royal Blue and Gold
 Conference: Metropolitan Interscholastic
 Enrollment: 4,545
 Last Year's W-L Record: 9-2

Season Results (13-1)

8/19 at Columbus North W 58-17
 8/26 Valparaiso W 49-0
 9/2 Center Grove W 42-17
 9/9 at Terre Haute South W 54-7
 9/16 Lawrence North W 42-0
 9/23 at North Central (Indpls.) W 56-0
 9/30 vs. Warren Central L 20-22
 10/7 Terre Haute North W 63-0
 10/14 at Ben Davis W 20-10

Sectional

10/21 Perry Meridian W 59-20
 10/28 at Lawrence Central W 35-14
 11/4 Warren Central W 34-30

Regional

11/11 at Ben Davis W 11-9

Semi-State

11/18 Center Grove W 21-17

2011 CARMEL GREYHOUNDS OFFENSE

LEFT TACKLE
#52 Quinn Rusnak
6'3" 220 lbs. Senior

LEFT GUARD
#73 Ethan Schmale
6'4" 235 lbs. Senior

CENTER
#55 Jackson Schuette
6'1" 265 lbs. Senior

RIGHT GUARD
#71 Matt Sinclair
6'2" 260 lbs. Junior

RIGHT TACKLE
#67 Cody Blackwell
6'1" 225 lbs. Senior

#66 Xavier Colter
6'1" 230 lbs. Senior

#76 Brennan Ross
6'0" 255 lbs. Junior

#63 Clay Holman
5'11" 250 lbs. Junior

#57 Joey Miller
5'9" 225 lbs. Junior

#64 Marcus Peasley
6'2" 225 lbs. Junior

TIGHT END
#85 Dylan Mallory
6'4" 220 lbs. Senior

SLOT BACK
#34 Jack Thompson
5'11" 185 lbs. Junior

QUARTERBACK
#17 Brandon Denning
6'0" 180 lbs. Senior

FULLBACK
#48 Jalen Duncan
5'10" 210 lbs. Senior

#89 Jake Desmond
6'2" 180 lbs. Senior

#31 Cordell Hobbs
5'7" 195 lbs. Senior

#7 John Lampe
6'1" 155 lbs. Sophomore

#22 Jake Parker
5'7" 175 lbs. Junior

#18 Brandon Lugar
6'0" 180 lbs. Junior

SLOT BACK
#13 Damian Pennington
5'8" 175 lbs. Senior

WIDE RECEIVER
#4 Adam Kehoe
5'11" 175 lbs. Senior

PUNTER
#12 Mark Shanklin
5'10" 180 lbs. Senior

KICKOFF
#11 Billy Stumbo
5'8" 170 lbs. Junior

PLACEKICKER
#11 Billy Stumbo
5'8" 170 lbs. Junior

#6 Joe Sheffer
5'8" 145 lbs. Junior

#82 Sean Barrett
6'6" 195 lbs. Senior

#27 Adam Kremer
5'10" 170 lbs. Sophomore

#27 Adam Kremer
5'10" 170 lbs. Sophomore

#27 Adam Kremer
5'10" 170 lbs. Sophomore

#10 Austin Pfenninger
5'6" 155 lbs. Junior

2011 CARMEL GREYHOUNDS DEFENSE

TACKLE

#33 Shawn Heffern
6'6" 250 lbs. Senior

#79 Will Taff
6'0" 195 lbs. Senior

NOSE

#92 Ian Sampson
6'2" 230 lbs. Senior

#61 Jordan Newton
5'9" 230 lbs. Senior

TACKLE

#84 Langston Newton
6'5" 240 lbs. Senior

#98 Brandon Dean
5'9" 180 lbs. junior

OUTSIDE LB

#93 Lane Meisenholder
6'1" 200 lbs. Senior

#24 Phil Spoerle
6'0" 185 lbs. Senior

INSIDE LB

#42 Justin Todd
6'0" 215 lbs. Senior

#58 Wade Murdock
5'9" 185 lbs. Sophomore

INSIDE LB

#49 Loukas Sinnis
5'11" 210 lbs. Junior

#56 Josh Knox
5'10" 205 lbs. Senior

OUTSIDE LB

#45 John Kenney
6'1" 200 lbs. Junior

#37 Bryan Allen
6'2" 205 lbs. Senior

CORNERBACK

#23 Demarco Williams
6'2" 195 lbs. Senior

#46 Race Johnson
5'10" 170 lbs Junior

SAFETY

#15 Cameron Cruz
6'0" 185 lbs. Senior

#1 Zach Woods
5'10" 160 lbs. Sophomore

SAFETY

#29 Jimmy Herman
6'4" 205 lbs. Senior

#25 Andrew Rhoad
5'10" 165 lbs. Senior

CORNERBACK

#20 Malcolm Brown
5'11" 195 lbs. Senior

#8 Jack Buskirk
5'10" 165 lbs. Junior

Carmel Head Coach Kevin Wright

Name: Kevin Wright

Age: 47

Spouse's Name: Elizabeth

Years Married: 15

Children's Names and Ages: Trinity (9), William (6)

Current Occupation and Employer: Teacher/Coach Carmel High School

No. of Yrs.: 2

If a teacher, what subjects and grades do you teach: Advanced Physical Education

Education:

College: Western Kentucky University (undergrad), Indiana Wesleyan (grad)

Year Graduated: 1987

Degree(s) / Major: Political Science

High School: Sheridan

Year Graduated: 1983

Athletic Participation

Sport	High School Years	College Years
Football	1979-1983	1983-87
Basketball	1979-1983	
Track	1979-1983	

As A High School Or College Player, Have You Ever Competed In A State Or National Championship Event In Any Sport? If Yes, Please Give Details: Class A State Championship game 1982 (Sheridan 27 North Judson 0)...started at cornerback on the first of my fathers 9 state championship teams at Sheridan.

Coaching Experience (Football Only)

Number of Years as Varsity Head Coach at Current School: 2

Actual Years as Varsity Head Coach at Current School: 2010-2011

Won-Loss Record as Varsity Head Coach at Current School: 22-3

Overall Varsity Head Coaching Record: 157-57

Please list below where you've coached during your career starting with your current position:

School	Head / Asst.	No. of Years	Actual Years
Carmel HS	Head	2	2010-2011
Heritage Christian HS	Asst	1	2009
Western Kentucky University	Offensive Coordinator	2	2007-2008
Tulsa Union HS	Head	1	2006
Warren Central HS	Head	6	2000-2005
Louisville Trinity HS	Head	1	1999
Noblesville HS	Head	7	1992-1998
Frankfort HS	Head	1	1991
Indianapolis North Central	Asst	4	1987-1991

Tournament Championships (As the Varsity Head Coach, list years your team won):

Sectional: 1997,1999 (district), 2000, 2001,2002,2003,2004,2005, 2006 (district), 2011

Regional: 2000, 2001,2002,2003,2004,2005,2011

Semi-State: 2003,2004,2005, 2011

State Championship: 2003,2004,2005

Something Interesting About You Personally Or Professionally That People Might Not Know:

I was Offensive Coordinator at my alma mater WKU from 2007-2008 the first 2 years our school transitioned to full DIA status. My first college game I called plays against the University of Florida in the Swamp. I also coached against BCS powers Alabama, and Virginia Tech.

Following back surgery in the spring of 2008 I left my job as Offensive coordinator at WKU, and became assistant principal at Heritage Christian Schools prior to coming to Carmel.

My wife is the principal at Hamilton Heights Middle School.

My father this past year became the all-time winningest coach in Indiana HS Football History.