



Indiana High School Athletic Association, Inc.  
9150 N. Meridian Street, P.O. Box 40650, Indianapolis, Indiana 46240-0650

Phone: (317) 846-6601 FAX: (317) 575-4244 www.ihsaa.org

# NEWS RELEASE

## Live Television Coverage

Each state championship game will be carried live by the following affiliates of the IHSAA Champions Television Network:

- Clarksville, "Indiana's 9" WNDA-9
- Evansville, "News 25" WEHT-25
- Fort Wayne, "Indiana's NewsCenter" WISE-18
- Indianapolis, "Indiana's 4" WTTV-4
- Kokomo, WTTK-29
- Merrillville, "Lakeshore Public Television" WYIN-17
- South Bend, WHME-46

### Show Hosts

#### Pre-Game, Post-Game Show

Bob Lovell, Paul Condry

#### Play-by-Play

1A	Jerry Baker	Mark Herrmann
2A	Mark Jaynes	Lance Scheib
3A	Kevin Lee	Dick Dullaghan
4A	Jerry Baker	Mark Herrmann
5A	Jerry Baker	Mark Herrmann

#### Color

**Sidelines:** Jeremiah Johnson (1A, 3A, 5A), Jake Query (2A, 4A)

## Tune into the webcast at IHSAAtv.org

Live television coverage of each state championship game will be streamed on-line at [www.ihsaatv.org](http://www.ihsaatv.org) and available to anyone, anywhere.



## The 38th Annual IHSAA Football State Finals presented by the Indianapolis Colts November 26-27, 2010 Lucas Oil Stadium, Indianapolis, Ind.

### Friday, November 26, 2010

**Class A:** Lafayette Central Catholic (14-0) vs. Fountain Central (13-1) **3:30 pm ET**

**Class 2A:** FW Bishop Luers (13-1) vs. North Putnam (14-0) **7 pm ET**

### Saturday, November 27, 2010

**Class 3A:** South Bend St. Joseph's (9-5) vs. Indpls. Bishop Chatard (10-4) **Noon ET**

**Class 4A:** FW Bishop Dwenger (13-0) vs. Indpls. Cathedral (11-3) **3:30 pm ET**

**Class 5A:** Fishers (13-1) vs. Lawrence Central (13-1) **7:05 pm ET**

**TICKETS:** \$15.00 per day; All seats are general admission. Single day tickets may be purchased at participating schools the week of the state finals. Contact schools for ticket distribution hours. Tickets also will be available game day at the Lucas Oil Stadium Ticket Office located on the southeast side of the venue at street level nearest Capitol Avenue.

**DRIVING DIRECTIONS & PARKING:** [www.lucasoilstadium.com](http://www.lucasoilstadium.com)

**GATES OPEN:** Lucas Oil Stadium will open its gates to fans beginning one hour prior to kickoff of the first game each day. On Friday, gates will open at 2:30 pm ET and on Saturday at 11 am ET.

**TELEVISION:** All five state championship games will be broadcast live throughout the state on the IHSAA Champions Television Network. A list of channels and markets are listed to the left.

**WEBCAST:** All five state championship games will be webcast in live audio and video and available around the globe at [www.IHSAAtv.org](http://www.IHSAAtv.org).

**RADIO:** The IHSAA / Methodist Sports Medicine Championship Radio Network will broadcast all five games to affiliates statewide. A list of markets and frequencies is available on the next page. A detailed list of which games each affiliate will carry will be posted to [www.ihsaa.org](http://www.ihsaa.org) this week.

**SOUVENIR PROGRAMS:** Complimentary copies of the souvenir program may be obtained at each entrance gate to Lucas Oil Stadium.



The IHSAA State Football  
Tournament is proudly  
presented by the  
Indianapolis Colts.

## IHSAA / Methodist Sports Medicine Championship Radio Network

The network affiliates listed below will carry one or more of the five state championship games. Check [ihsaa.org](http://ihsaa.org) this week for further details.

### Show Hosts

Play-by-Play	Color
1A Kevin Lee	Matt Surface
2A Brandon Gaudin	Matt Surface
3A Mark Jaynes	Lance Scheib
4A Jim Barbar	Dick Dullaghan
5A Jim Barbar	Dick Dullaghan

**Sideline Reporter:** Matt Taylor (all games)



City	Call Letters	Frequency
Austin	WXKU	92.7 FM
Batesville	WRBI	103.9 FM
Berne	WZBD	92.7 FM
Boonville	WBNI	1540 AM
Brazil	WSDM	92.7 FM
Brazil	WSDX	1130 AM
Centerville	WHON	930 AM
Crawfordsville	WCDQ	106.3 FM
Crawfordsville	WIMC	103.9 FM
Earl Park	WIBN	98.1 FM
Elkhart	WCMR	1270 AM
Elkhart	WCMR	105.3 FM
Evansville	WGBF	1280 AM
Ferdinand	WQKZ	98.5 FM
Greencastle	WREB	94.3 FM
Hammond	WJOB	1230 AM
Indianapolis	WFNI	1070 AM
Jasper	WITZ	104.7 FM
Kendallville	WAWK	1140 AM
Loogootee	WRZR	94.5 FM
Louisville, KY	WKJK	1080 AM
Madison	WORX	96.7 FM
Madison	WXGO	1270 AM
Michigan City	WEFM	95.9 FM
Mt. Vernon	WRCY	1590 AM
Mt. Vernon	WYFX	106.7 FM
Muncie	WXFN	1340 AM
New Albany	WNDA	1570 AM
Plymouth	WTCA	1050 AM
Portland	WPGW	1440 AM
Portland	WPGW	100.9 FM
Rensselaer	WLQI	97.7 FM
Richmond	WKBV	1490 AM
Rochester	WROI	92.1 FM
Rockville	WAXI	104.9 FM
Santa Claus	WAXL	103.3 FM
Seymour	WZZB	1390 AM
Shelbyville	WSVX	1520 AM
Shelbyville	WSVX	96.5 FM
Sullivan	WNDI	95.3 FM
Vincennes	WAOV	1450 AM
Vincennes	WFML	96.7 FM
Wabash	WKUZ	95.9 FM
Washington	WAMW	107.9 FM
Washington	WAMW	1580 AM
Warsaw	WRSW	1400 AM
Warsaw	WRSW	107.3 FM
Winchester	WZZY	98.3 FM

**MEDIA HOSTS:** IHSAA Sports Information Director Jason Wille, Communications Director Chris Kaufman along with assistants Toni Polizzi and Drew DeHaven will be on hand to assist in your coverage of this year's state finals.

**MEDIA PARKING:** There is no designated parking area for media for this event though there are numerous parking options within walking distance of the stadium. For a map of options, visit [http://www.lucasoilstadium.com/Maps\\_and\\_Parking/](http://www.lucasoilstadium.com/Maps_and_Parking/)

**MEDIA WILL-CALL/ENTRANCE:** If not claimed at Monday's coaches interview session, approved credential requests will be available for pickup at media will-call at Lucas Oil Stadium on either game day. Media will-call will be located inside the northwest entrance to the stadium nearest the corner of Missouri and South streets. Credentials may be claimed beginning at 1 pm ET on Friday and 9:30 am ET on Saturday. Please have identification available and be prepared to have bags and equipment checked by security officials. From that location, you may take the adjacent elevators to the press box or field level.

**SEAT ASSIGNMENTS:** Except where permanent lines have been installed for those that have ordered them, an open seating policy will be used in the press box. Specific booth/seating assignments for television, radio and internet broadcasters will be posted in the press box.

**BROADCAST PHONE LINES:** Those requiring phone line installation should contact Ira Maher at three-sixty group for an order form as soon as possible. Maher may be reached at 317-633-1456 or via e-mail at [ira@360grouponline.com](mailto:ira@360grouponline.com) or you may order directly on-line at <http://www.icclos.com>.

**WIRELESS INTERNET:** Wireless internet access is available in the Lucas Oil Stadium press box through the facility service provider Smart City for a fee of \$14.95 per 24 hours and payable by credit card.

**HIGH-SPEED BROADBAND:** For media seeking a higher-speed connection or alternative services at Lucas Oil Stadium, please make arrangements in advance by contacting Dennis O'Gara of Smart City at 317-262-4600.

**NO POOL PHONES:** Please be advised that pool phones will NOT be available in the press box for post-game filing purposes.

**TEAM BENCH AREA:** All credentialed media will have access to the field level. However, we solicit cooperation in keeping the sidelines as clean as possible during the games. The defined team bench area between the 30-yard lines is a restricted area for the teams only. Your cooperation is appreciated. During the games, all media personnel must observe the field markings and work behind the **white-painted** area that is approximately two yards wide around the perimeter of the field on the sides and in the end zones. Photographers may work from the end zone to the 30-yard-line at each end of the field from either sideline.

**LIVE TELEVISION CUT-INS:** Spot news reports showing live game action are prohibited. Stand-up reports for newscasts are permitted from inside the stadium provided that no live action is shown.

**POST-GAME GUIDELINES:** Due to contractual obligations, the IHSAA Television and Radio network personnel will have priority in conducting interviews with coaches and players on the field immediately following each game. If time permits before the awards ceremony, additional interviews may be conducted with the assistance of IHSAA media stewards. Otherwise, all interviews will be conducted off the field following the awards ceremony and team photograph session. We solicit your continued cooperation with this policy in order to continue on-the-field post-game access in the future. The post-game ceremonies order will be as follows:

- Mental Attitude Award presentation
- Runner-Up medals and trophy presentation
- Championship medals and trophy presentation
- Team Photographs by Visual Sports Network

**HOSPITALITY:** The IHSAA will provide a hospitality area with food and drinks on Friday and Saturday in the press box for all credentialed media personnel.

**GAME DAY WEBSITE UPDATES:** Scores will be updated at the end of each quarter of play on the IHSAA website at [www.ihsaa.org](http://www.ihsaa.org). Final box scores, play-by-play along with a recap will be posted as soon as possible after the conclusion of each championship game.

**NO CHILDREN, PLEASE –** With the exception of high school students representing their school's newspaper, yearbook, radio or television station, and who have a team participating, no young people or children will be issued media credentials or be allowed in the working media area.



The IHSAA State Football  
Tournament is proudly  
presented by the  
Indianapolis Colts.

## State Leaders (Team)

Information courtesy of John Harrell's Indiana High School Football website

### POINTS SCORED PER GAME

1. Shenandoah	53.08
2. Eastbrook	50.25
3. Wheeler	49.50
4. <b>Lafayette CC</b>	<b>48.86</b>
5. <b>FW Dwenger</b>	<b>47.00</b>
6. Washington	43.91
7. Homestead	43.83
8. <b>FW Luers</b>	<b>42.50</b>
Indian Creek	42.50
10. Hamm. Morton	41.64
11. <b>Fountain Cent.</b>	<b>41.57</b>
12. Ev. Reitz	41.50
13. North Daviess	41.45
14. East Noble	41.00
15. <b>Indpls. Cathedral</b>	<b>40.57</b>
16. Hamilton Hts.	40.46
17. Churubusco	40.14
18. Indpls. Ritter	40.09
19. Columbus East	39.64
20. Kokomo	39.60
21. Leo	39.14
22. New Albany	39.09
23. Fairfield	38.82
24. <b>North Putnam</b>	<b>38.79</b>
25. South Decatur	38.60
26. Pioneer	38.58
27. Angola	38.45
28. Rensselaer	38.43
29. Brownstown	38.23
30. Linton	38.17
31. Warren Central	38.10
32. <b>Lawr. Central</b>	<b>37.93</b>
33. N. Montgomery	37.60
34. Andrean	37.15
35. Floyd Central	36.92
36. Decatur Central	36.90
37. Hagerstown	36.62
38. Mt. Vern. (Posey)	36.27
39. Indpls. Tech	36.10
40. Muncie South	35.55
41. Merrillville	35.45
42. Avon	35.38
43. West Lafayette	35.31
44. Triton Central	35.27
45. Heritage Chr.	35.00
46. Carmel	34.91
47. Glenn	34.75
48. Indpls. Lutheran	34.64
49. <b>Indpls. Chatard</b>	<b>34.50</b>
50. Northview	34.45

#### Among Class 5A Teams

6. Lawrence Central	37.9
-- Fishers	29.4

#### Among Class 4A Teams

1. Fort Wayne Dwenger	47.0
5. Indianapolis Cathedral	40.6

#### Among Class 3A Teams

-- Indianapolis Chatard	34.5
-- South Bend St. Joseph's	27.5

#### Among Class 2A Teams

3. Fort Wayne Luers	42.5
6. North Putnam	38.8

#### Among Class A Teams

1. Lafayette Central Catholic	48.9
2. Fountain Central	41.6

### POINTS ALLOWED PER GAME

1. <b>Lafayette CC</b>	<b>4.71</b>
2. Shenandoah	7.25
3. Jimtown	7.33
4. Penn	7.58
5. New Palestine	8.82
6. <b>North Putnam</b>	<b>9.21</b>
7. Jasper	9.70
8. Pioneer	9.83
9. Wheeler	10.08
10. Delta	10.33
11. <b>Indpls. Chatard</b>	<b>11.00</b>
12. Paoli	11.17
13. <b>Fountain Cent.</b>	<b>11.29</b>
14. Glenn	11.75
15. West Lafayette	11.77
16. Mishawaka	11.85
17. Carmel	12.09
18. Zionsville	12.10
19. Rensselaer	12.14
20. East Central	12.15
21. Southridge	12.25
22. Clinton Prairie	12.50
23. Corydon	12.60
24. Concord	13.23
25. Heritage Hills	13.45
26. Washington	13.55
27. Whitko	13.60
28. Valparaiso	13.64
29. <b>FW Dwenger</b>	<b>13.77</b>
30. Monrovia	14.09
31. Hamilton Hts.	14.38
32. <b>FW Luers</b>	<b>14.71</b>
33. Ev. Mater Dei	14.79
34. Leo	14.86
35. Center Grove	15.00
Centerville	15.00
Eastbrook	15.00
Indpls. Ritter	15.00
Whiting	15.00
40. Cass	15.18
41. Perry Central	15.54
42. Western Boone	15.58
43. Hamilton SE	15.67
44. Rochester	15.70
45. Brownsburg	15.82
46. <b>Fishers</b>	<b>15.93</b>
47. Greenfield	16.17
48. Pike	16.25
49. North Daviess	16.27
50. Munster	16.55

#### Among Class 5A Teams

9. Fishers	15.9
-- Lawrence Central	18.1

#### Among Class 4A Teams

6. Fort Wayne Dwenger	13.8
10. Indianapolis Cathedral	17.7

#### Among Class 3A Teams

2. Indianapolis Chatard	11.0
-- South Bend St. Joseph's	18.6

#### Among Class 2A Teams

2. North Putnam	9.2
9. Fort Wayne Luers	14.7

#### Among Class A Teams

1. Lafayette Central Catholic	4.7
3. Fountain Central	11.3

### AVERAGE MARGIN OF VICTORY

1. Shenandoah	45.83
2. <b>Lafayette CC</b>	<b>44.14</b>
3. Wheeler	39.42
4. Eastbrook	35.25
5. <b>FW Dwenger</b>	<b>33.23</b>
6. Washington	30.36
7. <b>Fountain Cent.</b>	<b>30.29</b>
8. <b>North Putnam</b>	<b>29.57</b>
9. Pioneer	28.75
10. <b>FW Luers</b>	<b>27.79</b>
11. Rensselaer	26.29
12. Hamilton Hts.	26.08
13. Homestead	25.58
14. North Daviess	25.18
15. Indpls. Ritter	25.09
16. Indian Creek	24.86
17. Leo	24.29
18. West Lafayette	23.54
19. <b>Indpls. Chatard</b>	<b>23.50</b>
20. Churubusco	23.14
21. Jimtown	23.00
Glenn	23.00
23. <b>Indpls. Cathedral</b>	<b>22.86</b>
24. Carmel	22.82
25. Kokomo	22.60
26. Jasper	21.80
27. Ev. Reitz	21.36
28. Corydon	21.30
29. Hamm. Morton	20.86
30. Brownstown	20.77
31. Columbus East	20.73
32. Angola	20.45
33. Heritage Hills	20.00
34. East Central	19.85
35. <b>Lawr. Central</b>	<b>19.79</b>
36. Andrean	19.77
37. Warren Central	19.40
38. South Decatur	19.30
39. Ev. Mater Dei	19.29
40. Centerville	19.10
41. Muncie South	18.91
42. Paoli	18.67
43. Hagerstown	18.62
Mishawaka	18.62
45. Linton	18.50
46. Fairfield	18.36
47. Hamilton SE	18.33
48. Whiting	18.00
49. Delta	17.67
50. New Palestine	17.55

#### Among Class 5A Teams

5. Lawrence Central	19.8
-- Fishers	13.5

#### Among Class 4A Teams

1. Fort Wayne Dwenger	33.2
2. Indianapolis Cathedral	22.9

#### Among Class 3A Teams

7. Indianapolis Chatard	23.5
-- South Bend St. Joseph's	8.9

#### Among Class 2A Teams

3. North Putnam	29.6
4. Fort Wayne Luers	27.8

#### Among Class A Teams

1. Lafayette Central Catholic	44.1
2. Fountain Central	30.3

## *State Finalist Team Notes*

### **CLASS A**

#### **LAFAYETTE CENTRAL CATHOLIC**

- Ranked #1 in both Associated Press and State Coaches polls.
- One of three unbeaten teams in this year's state finals (North Putnam, Fort Wayne Bishop Dwenger).
- One of three teams to return from 2009 state finals (Fountain Central, Fort Wayne Bishop Luers).
- Knights attempting to repeat as Class A state champions and win fourth title overall in rematch with Fountain Central.
- Central Catholic riding a 29-game winning streak and attempting to complete back-to-back 15-0 seasons.
- With a win, Knights would become fourth consecutive unbeaten Class A champ and third repeat winner (Sheridan twice).
- School attempting to win second state championship in span of 20 days (girls volleyball team won Class A crown on Nov. 6).
- Knights shutout eight of their 14 opponents this season.
- Beat #2 Pioneer, 40-12, in the sectional championship game and #5 Churubusco, 42-14, in semi-state game.
- Scored 42 or more points in 11 of 14 games this season.
- Central Catholic leads the state in points allowed (4.7) ranks second in margin of victory (44.1) and is fourth in points per game (48.9).
- Knights own state's third-best record over the last four seasons at 46-3 (.939).
- Holding a 14-8 halftime lead vs. Churubusco on Friday, CC scored three third quarter TDs to pull away; Knights have outscored opponents 215-7 in third quarter this year.
- Champions of the Hoosier Heartland Conference.

#### **FOUNTAIN CENTRAL**

- Ranked #4 by Associated Press; #6 in Coaches poll.
- Fountain Central playing for its second state championship (1983) and appearing in fourth title game overall.
- One of three teams to return from 2009 state finals (Lafayette Central Catholic, Fort Wayne Bishop Luers).
- Mustangs won second consecutive semi-state championship last Friday to set up a rematch of last year's Class A title game with Lafayette Central Catholic.
- In two previous Class A title game rematches, team that lost the first year returned to win the second year (Tri-West Hendricks beat Carroll (Flora) in 1996; Seeger beat Cardinal Ritter in 2004).
- Fountain Central suffered their only defeat to 3A Southmont in the season opener and have reeled off 13 straight wins.
- Mustangs rallied from a 20-0 deficit, scoring 16 points in the final 3:57 of the game to beat Guerin Catholic, 22-20, in Friday's semi-state game. Quarterback Andrew Mitchell tied the game on a 1-yard-run with 1:01 remaining and then hit Michael Duane for the 2-point conversion. Their defense allowed only 56 yards in the second half.
- Central Catholic and Fountain Central rank 1-2 in Class A in points per game (48.9, 41.6) and margin of victory (44.1, 30.3).
- Champions of the Wabash River Conference.

### **CLASS 2A**

#### **FORT WAYNE BISHOP LUERS**

- Ranked #1 in Coaches poll, #2 by Associated Press.
- One of three teams to return from 2009 state finals (Lafayette Central Catholic, Fountain Central).
- Bishop Luers looking to repeat as Class 2A state champions.
- Knights attempting to win a record-tying ninth state title in football (Indianapolis Bishop Chatard and Sheridan also have nine).
- Bishop Luers playing in state record 13th state championship game and sixth since 2000.
- A victory on Friday would be the eighth state championship for Coach Matt Lindsay and tie him with Dick Dullaghan for second in state history (Sheridan's Bud Wright won nine). Lindsay is 213-96 in 24 years at Luers.
- Knights only loss this season came at the hands of 4A finalist Fort Wayne Bishop Dwenger in the last game of the regular season with the Summit Athletic Conference championship on the line.
- Eliminated #2 Rensselaer Central for the second straight year in Saturday's semi-state round.

#### **NORTH PUTNAM**

- Ranked #3 by Associated Press; #4 in Coaches poll.
- One of three unbeaten teams in this year's state finals (Lafayette Central Catholic, Fort Wayne Bishop Dwenger).
- North Putnam will play for the school's first state championship in any sport after winning its first football semi-state championship.
- First North Putnam team to appear in a state championship game in any sport.
- Defeated #7 Speedway, 25-14, for the regional championship and #3 Evansville Mater Dei, 6-0, in the semi-state game.
- With just under three minutes remaining in the third quarter of Friday's semi-state game, RB Travis Franklin passed to Caleb Vondersaar from 25 yards out for the game's only score. Aaron Vondersaar had intercepted a Mater Dei pass one play earlier.
- Cougars rank sixth in the state in points allowed this season (9.2) and ninth in margin of victory (29.6).
- Champions of the West Central Conference.
- First Putnam County school to play in state championship game since South Putnam finished as 2002 Class A runner-up.

### **CLASS 3A**

#### **SOUTH BEND ST. JOSEPH'S**

- Unranked in both coaches and Associated Press polls.
- St. Joseph's advances to 3A state championship for second time in four years and third time overall (1995).
- Indians finished as the runner-up to Bishop Chatard in 2007 championship game.
- St. Joe's began season 0-3 and was 2-5 before winning final two regular season games. The team enters the state championship game having won seven straight contests.
- Indians have defeated three consecutive top six teams -- #5 Jimtown in the sectional final, #6 Andean in the regional and #4 Leo in the semi-state.
- St. Joseph's defense registered six sacks and QB Max Matthews and RB Pete Gillis each scored a pair of rushing TDs in the 28-7 semi-state win over Leo.
- Ben Downey is in his first year as St. Joe's head coach and was a senior WR/OLB on St. Joe's 1995 3A state championship team.

## *State Finalist Team Notes*

### **INDIANAPOLIS BISHOP CHATARD**

- #3 in Coaches poll and #4 in Associated Press poll.
- Bishop Chatard chasing a record 11th state championship including sixth in last 10 years.
- Trojans are 9-1 in state championship games.
- Coach Vince Lorenzano has led Trojans to their last three state titles and will be coaching in his seventh state title game.
- Lorenzano is one of 11 coaches to appear in a state championship game with two different schools (Ritter in 1991 and 1992).
- One of Chatard's four losses came to 4A finalist Indianapolis Cathedral in Week 4.
- Trojans knocked off #2 Hamilton Heights, 49-7, in the regional and turned away #3 Indian Creek, 21-3, for the semi-state crown.
- In the semi-state game, Chatard's traditional power running game generated 265 yards including 181 by RB Ryan Kleinschmidt.
- Chatard ranks 11th in state -- 2nd among 3A teams -- in points allowed (11.0).

### **CLASS 4A**

#### **FORT WAYNE BISHOP DWENGER**

- #2 in both Associated Press and Coaches poll.
- One of three unbeaten teams in this year's state finals (Lafayette Central Catholic, North Putnam).
- Bishop Dwenger playing in state championship game for second time in three seasons and eighth time overall.
- Saints facing Cathedral for the third time in a state championship game (won 1991 3A game, lost 2008 4A game).
- At 13-0, this is the fifth time a Dwenger team has entered the state championship game undefeated; 2-2 in those previous games (won in 1983, 1990, lost in 1978, 2008).
- Bishop Dwenger and Cathedral are the only two schools to appear in an IHSAA state championship football game in each of the last five decades since the beginning of the state tournament in 1973 (i.e., 1973-79, 1980-89, 1990-99, 2000-09, 2010).
- Defeated 2A finalist Bishop Luers, 36-14, in the Week 9 to win Summit Athletic Conference championship.
- Faced two top 10 teams during tournament -- both on the road -- beat #10 Columbia City, 50-7, to win sectional championship and beat #9 Hammond Morton, 48-12.
- Rank #5 in the state in point per game, #1 among 4A teams, in both points per game (47.0) and margin of victory (33.2). Defense allows only 13.8 ppg.

#### **INDIANAPOLIS CATHEDRAL**

- Ranked #6 by Associated Press and #7 in Coaches poll.
- Cathedral attempting to win third 4A championship in five years and eighth championship overall.
- With a victory, Cathedral would become the fifth school with eight or more state championships (Indpls. Chatard, Sheridan have 9 each; FW Luers, Roncalli have 8 each).
- Ended defending state champion and top-ranked Evansville Reitz's 28-game winning streak with a 56-28 semi-state victory on Saturday. It was the third time in four years the two teams had faced each other in the semi-state and Cathedral's first win vs. Reitz.
- Irish facing Bishop Dwenger for the third time in a state championship game (lost 1991 3A game, won 2008 4A game).
- Cathedral and Bishop Dwenger are the only two schools to appear in an IHSAA state championship football game in each of the last five decades since the beginning of the state tournament in 1973 (i.e., 1973-79, 1980-89, 1990-99, 2000-09, 2010).
- Defeated 3A finalist Bishop Chatard, 40-14, in Week 4.
- Cathedral ranks second among 4A teams in margin of victory (22.9) and fifth in points per game (40.6).

### **CLASS 5A**

#### **FISHERS**

- Ranked #9 in both Coaches and Associated Press polls.
- First state championship game appearance for the school.
- School won its first football sectional this year in its fifth year as a program.
- A win would be the school's second state title in school history (boys cross country in 2007).
- School re-opened and returned to IHSAA membership in the fall of 2006. Original school had closed its doors in 1966 after 56 years of IHSAA membership to consolidate into what became Hamilton Southeastern.
- Sixth straight year and third different Hamilton County team to play in the 5A state championship game (Carmel, Hamilton Southeastern).
- Tigers have knocked off three top 10 foes this tournament -- defeated #3 Carmel on the road in the sectional semis, 17-14; avenged its only loss of the year in defeating Hamilton Southeastern, 28-0, for the sectional title and knocked off #2 Valparaiso, 30-12, in the semi-state.
- With a victory on Saturday, Coach Rick Wimmer would become the fourth coach to win a state title at two different schools. Wimmer previously coached Zionsville to 1987 3A crown (Dick Dullaghan, Mo Moriarity, John Hart are the others). Wimmer is the 11th coach to appear in a state championship game with two different schools.
- Fishers would be the third different Hamilton County school to win a state championship this fall (Hamilton Southeastern won girls golf on Oct. 2; Carmel won boys tennis on Oct. 16 and girls cross country on Oct. 30).

#### **LAWRENCE CENTRAL**

- Ranked #6 in Associated Press poll and #8 in Coaches poll.
- Lawrence Central playing in first football state championship game and chasing school's seventh state title overall.
- Bears shocked the state on opening night of sectionals by upsetting top-ranked defending state champion Warren Central on the road, 35-14.
- Lawrence Central captured its first sectional crown in 13 years with a 31-27 victory at Southport then followed up with the school's first regional championship in a thrilling, come-from-behind 46-39 win over Avon. In that game, LC overcame a 39-24 deficit over the final 10:30 of the game with QB Tre Roberson accounting for 143 passing yards and 108 rushing yards in the quarter.
- Lawrence Central shared this year's Conference Indiana championship with Pike.
- Coached by Jayson West who is 28-10 in his third year at Lawrence Central.

**Associated Press Poll**  
(End of regular season)

**Class 5A**

1. Warren Central (15)	8-1	328
2. Carmel	8-1	288
3. Mishawaka (2)	9-0	246
4. Valparaiso	9-0	244
5. Center Grove	7-2	176
6. Hamilton Southeastern	8-1	174
7. Kokomo	9-0	128
8. <b>Lawrence Central</b>	<b>8-1</b>	<b>102</b>
9. <b>Fishers</b>	<b>8-1</b>	<b>74</b>
10. Merrillville	7-2	24

Others: Pike 20, Columbus East 18, Homestead 14, Ben Davis 10, Zionsville 10, Fort Wayne Snider 8, Brownsburg 4, Avon 2..

**Class 4A**

1. Evansville Reitz (12)	9-0	326
2. <b>FW Bishop Dwenger (4)</b>	<b>8-0</b>	<b>312</b>
3. Jasper (1)	9-0	260
4. Concord	8-1	244
5. East Central	8-1	160
6. New Palestine	8-1	142
7. <b>Indianapolis Cathedral</b>	<b>5-4</b>	<b>138</b>
8. Columbia City	8-1	96
9. Hammond Morton	8-1	60
10. Delta	8-1	48

Others: East Noble 22, Evansville Central 18, Lowell 16, Plainfield 14, Highland 6, Griffith 4, Muncie Southside 4.

**Class 3A**

1. Eastbrook (13)	9-0	324
2. Hamilton Heights (1)	9-0	300
3. Leo	8-1	226
4. <b>Indpls. Bishop Chatard (3)</b>	<b>5-4</b>	<b>216</b>
5. Jimtown	7-2	150
6. West Lafayette	7-2	140
7. Indian Creek	8-1	112
8. Heritage Hills	7-2	108
9. Corydon Central	8-1	70
10. Brebeuf Jesuit	7-2	68

Others: Andean 54, Washington 42, Southmont 24, Glenn 12, North Montgomery 10, Mishawaka Marian 6, Western 4, Evansville Memorial 4.

**Class 2A**

1. Rensselaer Central (8)	9-0	310
2. <b>Fort Wayne Bishop Luers (8)</b>	<b>8-1</b>	<b>300</b>
3. <b>North Putnam</b>	<b>9-0</b>	<b>260</b>
4. Wheeler	9-0	214
5. Evansville Mater Dei	8-1	188
6. Shenandoah (1)	9-0	178
7. Indpls. Cardinal Ritter	8-1	174
8. Speedway	8-1	90
9. Brownstown Central	8-1	50
10. Whitko	8-1	30

Others: Heritage Christian 18, Bremen 12, Cass 12, Forest Park 12, Paoli 10, Northwestern 4, South Spencer 4, Tipton 2, Providence 2.

**Class A**

1. <b>Lafayette Central Catholic (17)</b>	<b>9-0</b>	<b>340</b>
2. Pioneer	8-1	280
3. Hagerstown	9-0	242
4. <b>Fountain Central</b>	<b>8-1</b>	<b>220</b>
5. Churubusco	8-1	208
6. Sheridan	7-2	182
7. North Daviess	7-2	110
8. Clinton Prairie	8-1	62
9. Linton-Stockton	7-2	54
10. Whiting	7-2	40

Others: Indianapolis Lutheran 26, Winamac 22, Adams Central 20, South Central (Union Mills) 14, Culver Community 14, Perry Central 6, West Washington 6, North Knox 4, South Decatur 4, Southern Wells 4, South Adams 4, Guerin Catholic 4, Indianapolis Seccina 4.

**Coaches Association Poll**  
(End of regular season)

**Class 5A**

1. Warren Central (9)	8-1	99
2. Valparaiso (1)	9-0	81
3. Carmel	8-1	79
4. Mishawaka	9-0	74
5. Center Grove	7-2	61
6. <b>Lawrence Central</b>	<b>8-1</b>	<b>40</b>
7. Hamilton Southeastern	8-1	38
8. Merrillville	7-2	24
9. <b>Fishers</b>	<b>8-1</b>	<b>11</b>
10. Pike	7-2	10

Others: Ben Davis 9, Fort Wayne Snider 8, Kokomo 6, Columbus East 4, Zionsville 4, Chesterton 2.

**Class 4A**

1. Evansville Reitz (6)	9-0	78
2. <b>FW Bishop Dwenger (2)</b>	<b>8-0</b>	<b>72</b>
3. Concord	8-1	61
4. Jasper	9-0	54
5. East Central	8-1	42
6. <b>Indianapolis Cathedral</b>	<b>5-4</b>	<b>37</b>
T7. Delta	8-1	28
T7. New Palestine	8-1	28
T9. Columbia City	8-1	18
T9. Hammond Morton	8-1	18

Others: East Noble 4.

**Class 3A**

1. Eastbrook (8)	9-0	98
2. Hamilton Heights (2)	9-0	90
3. <b>Indpls. Bishop Chatard</b>	<b>5-4</b>	<b>61</b>
4. Leo	8-1	55
5. Jimtown	7-2	52
6. Andean	6-3	36
7. Brebeuf Jesuit	7-2	34
8. Heritage Hills	7-2	32
9. West Lafayette	7-2	31
10. Indian Creek	8-1	25

Others: Corydon Central 15, Washington 7, Glenn 6, Evansville Memorial 6, North Montgomery 2.

**Class 2A**

1. <b>Fort Wayne Bishop Luers (8)</b>	<b>8-1</b>	<b>97</b>
2. Rensselaer Central (2)	9-0	90
3. Evansville Mater Dei	8-1	76
4. <b>North Putnam</b>	<b>9-0</b>	<b>66</b>
5. Indpls. Cardinal Ritter	8-1	61
6. Wheeler	9-0	48
7. Speedway	8-1	38
8. Brownstown Central	8-1	19
9. Shenandoah	9-0	15
10. Heritage Christian	7-2	14

Others: Cass 10, Paoli 6, Forest Park 4, Whitko 4, Fairfield 1, Northwestern 1.

**Class A**

1. <b>Lafayette Central Catholic (10)</b>	<b>9-0</b>	<b>100</b>
2. Pioneer	8-1	84
3. Sheridan	7-2	77
4. Hagerstown	9-0	64
5. Churubusco	8-1	59
6. <b>Fountain Central</b>	<b>8-1</b>	<b>36</b>
7. Adams Central	7-2	24
T8. Clinton Prairie	8-1	20
T8. North Daviess	7-2	20
10. Southern Wells	7-2	14

Others: Culver Community 10, Winamac 10, Linton-Stockton 9, Guerin Catholic 6, Indianapolis Lutheran 5, West Washington 4, Perry Central 3, South Adams 2, Whiting 2, West Central 1.

# IHSAA State Championship Game Scores

## Class 5A

Year	Final Score	Winning Coach	Rec.	Runner-Up Coach	Rec.	Location
1985-86	Warren Central 41, Valparaiso 7	Jerry Stauffer	14-0	Mark Hoffman	12-2	Hoosier Dome
1986-87	Carmel 20, Fort Wayne Snider 17 (OT)	Jim Belden	14-0	Mike Hawley	13-1	Hoosier Dome
1987-88	Ben Davis 14, Highland 7	Dick Dullaghan	12-2	Dave Shelbourne	9-5	Hoosier Dome
1988-89	Ben Davis 43, Marion 0	Dick Dullaghan	14-0	Mark Surface	13-1	Hoosier Dome
1989-90	Carmel 10, Penn 7	Jim Belden	13-1	Chris Geesman	13-1	Hoosier Dome
1990-91	Ben Davis 37, Marion 3	Dick Dullaghan	13-1	Mark Surface	13-1	Hoosier Dome
1991-92	Ben Davis 38, Penn 14	Dick Dullaghan	14-0	Chris Geesman	13-1	Hoosier Dome
1992-93	Fort Wayne Snider 24, Ben Davis 21	Russ Isaacs	14-0	Dick Dullaghan	12-2	Hoosier Dome
1993-94	Bloomington South 33, Lake Central 27	Mo Moriarity	14-0	Elmer Britton	11-3	Hoosier Dome
1994-95	Castle 30, Portage 12	John Lidy	12-2	Craig Buzea	13-1	RCA Dome
1995-96	Penn 35, Evansville North 13	Chris Geesman	14-0	Mike Wilson	13-1	RCA Dome
1996-97	Penn 17, Ben Davis 14	Chris Geesman	13-1	Dick Dullaghan	12-2	RCA Dome
1997-98	Penn 21, Bloomington South 20	Chris Geesman	14-1	Mo Moriarity	14-1	RCA Dome
1998-99	Bloomington South 35, Homestead 14	Mo Moriarity	14-0	Cary Cavacini	14-1	RCA Dome
1999-00	Ben Davis 27, Penn 3	Dick Dullaghan	15-0	Chris Geesman	13-2	RCA Dome
2000-01	Penn 21, Center Grove 0	Chris Geesman	14-1	Eric Moore	13-2	RCA Dome
2001-02	Ben Davis 35, Valparaiso 16	Dick Dullaghan	15-0	Mark Hoffman	13-2	RCA Dome
2002-03	Ben Davis 31, Fort Wayne Snider 7	Dick Dullaghan	12-3	Russ Isaacs	13-1	RCA Dome
2003-04	Warren Central 57, Penn 7	Kevin Wright	13-2	Cory Yeoman	13-2	RCA Dome
2004-05	Warren Central 35, Fort Wayne Snider 23	Kevin Wright	14-1	Russ Isaacs	14-1	RCA Dome
2005-06	Warren Central 55, Hamilton Southeastern 20	Kevin Wright	14-1	Rob Cutter	11-4	RCA Dome
2006-07	Warren Central 35, Carmel 14	Steve Tutsie	15-0	Mo Moriarity	12-3	RCA Dome
2007-08	Carmel 16, Pike 7	Mo Moriarity	13-2	Derek Moyers	14-1	RCA Dome
2008-09	Center Grove 36, Carmel 33	Eric Moore	14-1	Mo Moriarity	13-2	Lucas Oil Stadium
2009-10	Warren Central 42, Carmel 36 (2 OT)	John Hart	13-2	Mo Moriarity	13-2	Lucas Oil Stadium

## Class 4A

Year	Final Score	Winning Coach	Rec.	Runner-Up Coach	Rec.	Location
1983-84	Penn 25, Indianapolis Washington 14	Chris Geesman	14-0	Bob Springer	13-1	North Central (Indpls)
1984-85	Warren Central 28, Hobart 8	Jerry Stauffer	14-0	Don Howell	13-1	Hoosier Dome
1985-86	Brownsburg 23, Hobart 17	Mike Godan	14-0	Don Howell	13-1	Hoosier Dome
1986-87	DeKalb 28, Franklin Central 7	Dale Hummer	13-1	Chuck Stephens	12-2	Hoosier Dome
1987-88	Hobart 31, Jasper 0	Don Howell	14-0	Jerry Brewer	13-1	Hoosier Dome
1988-89	Goshen 24, Franklin Central 10	Randy Robertson	14-0	Chuck Stephens	11-3	Hoosier Dome
1989-90	Hobart 17, Franklin Central 7	Don Howell	13-1	Chuck Stephens	12-2	Hoosier Dome
1990-91	Franklin Central 34, Hobart 14	Chuck Stephens	14-0	Don Howell	13-1	Hoosier Dome
1991-92	Hobart 20, Seymour 0	Don Howell	13-1	Joe Goodman	12-2	Hoosier Dome
1992-93	Harrison (West Lafayette) 21, Fort Wayne Wayne 3	A.J. Rickard	13-1	Mark Newlin	10-4	Hoosier Dome
1993-94	Hobart 31, East Central 18	Don Howell	13-1	Rod Ballart	13-1	Hoosier Dome
1994-95	East Central 35, DeKalb 0	Rod Ballart	14-0	Ron Kock	13-1	RCA Dome
1995-96	Fort Wayne Wayne 28, Franklin County 8	Mark Newlin	12-2	Kent Grider	12-2	RCA Dome
1996-97	Indianapolis Cathedral 27, Hobart 7	Rick Streiff	14-0	Don Howell	12-2	RCA Dome
1997-98	Griffith 49, Hamilton Southeastern 7	Russ Radtke	14-1	Rob Cutter	13-2	RCA Dome
1998-99	Indianapolis Cathedral 38, Concord 7	Rick Streiff	13-2	Tim Dawson	10-5	RCA Dome
1999-00	Indianapolis Cathedral 24, Goshen 21	Rick Streiff	13-2	Brad Park	12-3	RCA Dome
2000-01	East Noble 28, Plainfield 7	Tim Able	14-1	Chuck Schwankamp	14-1	RCA Dome
2001-02	Jasper 35, Delta 20	Jerry Brewer	13-1	Grant Zgunda	13-2	RCA Dome
2002-03	Roncalli 24, Fort Wayne Bishop Dwenger 21	Bruce Scifres	10-4	Chris Svarczkopf	13-2	RCA Dome
2003-04	Roncalli 17, East Noble 0	Bruce Scifres	12-3	Chris DePew	14-1	RCA Dome
2004-05	Roncalli 25, Wawasee 10	Bruce Scifres	13-2	Joe Rietveld	13-2	RCA Dome
2005-06	Lowell 28, Roncalli 27	Kirk Kennedy	11-4	Bruce Scifres	12-3	RCA Dome
2006-07	Indianapolis Cathedral 38, Concord 14	Jim O'Hara	13-2	Tim Dawson	14-1	RCA Dome
2007-08	Evansville Reitz 33, Lowell 14	John Hart	15-0	Kirk Kennedy	13-2	RCA Dome
2008-09	Indianapolis Cathedral 10, Fort Wayne Bishop Dwenger 7	Rick Streiff	12-2	Chris Svarczkopf	14-1	Lucas Oil Stadium
2009-10	Evansville Reitz 23, Lowell 9	Tony Lewis	15-0	Kirk Kennedy	13-2	Lucas Oil Stadium

## Class 3A

Year	Final Score	Winning Coach	Rec.	Runner-Up Coach	Rec.	Location
1973-74	South Bend Washington 19, Indianapolis Cathedral 13	Bob Van Camp	12-0	Mike McGinley	11-1	S.B. Washington
1974-75	Indianapolis Washington 19, Mishawaka 12	Bob Springer	12-0	Bill Doba	10-2	North Central (Indpls.)
1975-76	Valparaiso 14, Carmel 13	Tom Stokes	12-0	Dick Dullaghan	11-1	Valparaiso
1976-77	Merrillville 28, Indianapolis Cathedral 24	Ken Haupt	11-1	Mike McGinley	12-1	Indpls. Cathedral
1977-78	Portage 33, Evansville Reitz 14	Les Klein	12-1	Bob Padgett	12-1	North Central (Indpls.)
1978-79	Carmel 35, Fort Wayne Bishop Dwenger 18	Dick Dullaghan	13-0	Larry Bartolameolli	12-1	North Central (Indpls.)
1979-80	Columbus East 21, Hobart 14	John Stafford	13-0	Don Howell	11-1	North Central (Indpls.)
1980-81	Carmel 13, Hobart 7	Jim Belden	13-0	Don Howell	11-2	North Central (Indpls.)
1981-82	Carmel 27, Fort Wayne Snider 0	Jim Belden	14-0	Mike Hawley	13-1	North Central (Indpls.)
1982-83	Castle 26, Hobart 23	John Lidy	14-0	Don Howell	13-1	North Central (Indpls.)
1983-84	Fort Wayne Bishop Dwenger 22, Roncalli 21	Andy Johns	14-0	Bill Kuntz	12-2	Warren Central
1984-85	Brownsburg 17, Concord 12	Mike Godan	14-0	Tom Conn	10-4	Hoosier Dome
1985-86	Roncalli 37, Wawasee 3	Bill Kuntz	13-1	Myron Dickerson	9-5	Hoosier Dome
1986-87	Indianapolis Cathedral 12, NorthWood 0	Mike McGinley	12-2	Jim Andrews	12-2	Hoosier Dome
1987-88	Zionsville 23, Elwood 7	Rick Wimmer	14-0	Mark Hughes	12-2	Hoosier Dome
1988-89	Roncalli 14, Tipton 13	Bill Sylvester	12-2	Mike Tolle	11-3	Hoosier Dome
1989-90	Hammond Bishop Noll 20, Roncalli 14	Jerry Vlasic	13-1	Bill Sylvester	10-4	Hoosier Dome
1990-91	Fort Wayne Bishop Dwenger 56, New Palestine 14	Andy Johns	14-0	Marvin Shepler	12-2	Hoosier Dome
1991-92	Fort Wayne Bishop Dwenger 34, Indianapolis Cathedral 27	Andy Johns	13-1	Rick Streiff	11-3	Hoosier Dome
1992-93	Indianapolis Cathedral 33, Northwestern 14	Rick Streiff	12-2	Dan Robinson	13-1	Hoosier Dome
1993-94	Roncalli 14, NorthWood 12	Bruce Scifres	14-0	Rich Dodson	13-1	Hoosier Dome
1994-95	Roncalli 35, Tipton 14	Bruce Scifres	12-2	Mike Tolle	12-2	RCA Dome
1995-96	South Bend St. Joseph's 28, Jasper 0	Frank Amato	14-0	Jerry Brewer	13-1	RCA Dome
1996-97	Zionsville 14, Fort Wayne Bishop Dwenger 7	Larry McWhorter	14-0	Andy Johns	12-2	RCA Dome
1997-98	Indianapolis Bishop Chatard 27, Andean 24	Craig Barr	14-1	Ted Karras, Jr.	12-2	RCA Dome
1998-99	Indianapolis Bishop Chatard 23, NorthWood 6	Craig Barr	13-2	Rich Dodson	11-4	RCA Dome
1999-00	Roncalli 24, Norwell 14	Bruce Scifres	15-0	Gary Scott	13-2	RCA Dome



2000-01	Heritage Hills 27, Zionsville 24 (OT)	Bob Clayton	15-0	Larry McWhorter	11-4	RCA Dome
2001-02	Indianapolis Bishop Chatard 3, Andean 0	Tom Dilley	11-4	Jeff Karras	13-2	RCA Dome
2002-03	Indianapolis Bishop Chatard 31, Andean 12	Tom Dilley	15-0	Wally McCormack	13-2	RCA Dome
2003-04	Indianapolis Bishop Chatard 49, NorthWood 0	Vince Lorenzano	14-1	Rich Dodson	11-4	RCA Dome
2004-05	Andean 21, Heritage Hills 14	Brett St. Germain	13-2	Bob Clayton	14-1	RCA Dome
2005-06	NorthWood 7, Indianapolis Bishop Chatard 0	Rich Dodson	9-6	Vince Lorenzano	12-3	RCA Dome
2006-07	Indianapolis Bishop Chatard 7, Norwell 0	Vince Lorenzano	14-1	Jeff Miller	14-1	RCA Dome
2007-08	Indianapolis Bishop Chatard 31, South Bend St. Joseph's 7	Vince Lorenzano	12-3	Kevin Downey	12-3	RCA Dome
2008-09	Bellmont 28, Evansville Memorial 14	Toney Bergman	14-1	John Hurley	12-3	Lucas Oil Stadium
2009-10	West Lafayette 24, Evansville Memorial 10	Marshall Overley	15-0	John Hurley	11-4	Lucas Oil Stadium

### Class 2A

Year	Final Score	Winning Coach	Rec.	Runner-Up Coach	Rec.	Location
1973-74	Greenfield-Central 21, Blackford 12	Clayton Myers	12-0	Eldon Leeth	9-3	Greenfield-Central
1974-75	Blackford 28, Boonville 14	Eldon Leeth	12-0	Bill Harrawood	10-2	Blackford
1975-76	Mishawaka Marian 34, Greenfield-Central 0	Mike Hecklinski	11-0	Clayton Myers	9-3	Greenfield-Central
1976-77	Mishawaka Marian 34, Jasper 7	Mike Hecklinski	12-0	Jerry Brewer	12-1	Mishawaka Marian
1977-78	Plymouth 21, Jasper 14 (2 OT)	Bill Nixon	13-0	Jerry Brewer	12-1	Warren Central
1978-79	Goshen 9, Brownsburg 0	Ken Mirer	12-1	Vic Overman	11-2	Warren Central
1979-80	Blackford 24, Noblesville 22	Charles Lori	13-0	Jim Belden	12-1	Warren Central
1980-81	Franklin Central 19, NorthWood 13	Chuck Stephens	13-0	James Andrews	11-2	Warren Central
1981-82	Franklin Central 34, Goshen 20	Chuck Stephens	12-1	Ken Mirer	11-1	Warren Central
1982-83	Franklin Central 40, McCutcheon 13	Chuck Stephens	12-2	Frank O'Shea	13-1	Warren Central
1983-84	Indianapolis Bishop Chatard 20, Fort Wayne Bishop Luers 16	Chuck Schwaneckamp	14-0	Steve Keefer	9-5	Lawrence Central
1984-85	Indianapolis Bishop Chatard 35, West Lafayette 7	Chuck Schwaneckamp	13-1	Ernie Beck	11-3	Hoosier Dome
1985-86	Fort Wayne Bishop Luers 25, Lawrenceburg 7	Steve Keefer	11-3	Glenn Crocker	13-1	Hoosier Dome
1986-87	Whitko 26, Tell City 0	Bryan Sprunger	14-0	Mike Spencer	10-4	Hoosier Dome
1987-88	Rochester 23, Indianapolis Cardinal Ritter 20	Mark Miller	12-2	Rick Carrico	12-2	Hoosier Dome
1988-89	Western Boone 14, South Spencer 7	Jeff Pearson	13-1	Jerry Denstorff	12-2	Hoosier Dome
1989-90	Fort Wayne Bishop Luers 24, Tri-West Hendricks 22	Matt Lindsay	12-2	Mike Gillin	13-1	Hoosier Dome
1990-91	Indianapolis Seccina 28, River Forest 27	Ott Hurrle	9-5	Tom Redman	11-3	Hoosier Dome
1991-92	Indianapolis Seccina 20, Fort Wayne Bishop Luers 17	Ott Hurrle	11-3	Matt Lindsay	8-6	Hoosier Dome
1992-93	Fort Wayne Bishop Luers 17, Westfield 0	Matt Lindsay	13-1	Dick Parker	12-2	Hoosier Dome
1993-94	West Lafayette 22, Providence 7	Ernie Beck	14-0	Gene Sartini	11-3	Hoosier Dome
1994-95	Bremen 38, Evansville Mater Dei 10	Martin Huber	12-2	Frank Will	11-3	RCA Dome
1995-96	North Montgomery 20, Bremen 17	Charley German	13-1	Martin Huber	12-2	RCA Dome
1996-97	North Montgomery 37, Fort Wayne Bishop Luers 34	Charley German	13-1	Matt Lindsay	8-6	RCA Dome
1997-98	Jimtown 63, Clarksville 0	Bill Sharpe	15-0	Dennis Hawkins	10-4	RCA Dome
1998-99	Jimtown 28, Western Boone 0	Bill Sharpe	15-0	Jeff Pearson	14-1	RCA Dome
1999-00	Fort Wayne Bishop Luers 38, Danville 6	Matt Lindsay	13-2	Bob Copeland	14-1	RCA Dome
2000-01	Evansville Mater Dei 56, Fort Wayne Bishop Luers 10	Mike Goebel	15-0	Matt Lindsay	14-1	RCA Dome
2001-02	Fort Wayne Bishop Luers 57, Evansville Mater Dei 29	Matt Lindsay	14-0	Mike Goebel	14-1	RCA Dome
2002-03	Fort Wayne Bishop Luers 36, Southridge 30	Matt Lindsay	12-3	Brad Hanner	12-3	RCA Dome
2003-04	Tri-West Hendricks 41, Harding 36	Mark Haste	14-1	Sherwood Haydock	13-2	RCA Dome
2004-05	Tri-West Hendricks 62, Eastbrook 21	Mark Haste	15-0	Jeff Adamson	14-1	RCA Dome
2005-06	Jimtown 35, North Posey 7	Bill Sharpe	14-1	Joe Gengelbach	12-3	RCA Dome
2006-07	Harding 20, Southridge 7	Sherwood Haydock	12-3	Kelly Murphy	12-3	RCA Dome
2007-08	Fort Wayne Bishop Luers 21, Heritage Christian 6	Matt Lindsay	11-4	Ron Qualls	13-2	RCA Dome
2008-09	Heritage Christian 17, Cass 14	Ron Qualls	14-1	Scott Mannering	13-2	Lucas Oil Stadium
2009-10	Fort Wayne Bishop Luers 24, Monrovia 17	Matt Lindsay	10-5	Kevin Hutchins	14-1	Lucas Oil Stadium

### Class A

Year	Final Score	Winning Coach	Rec.	Runner-Up Coach	Rec.	Location
1973-74	Mishawaka Marian 21, Providence 14	Mike Hecklinski	10-2	Gene Sartini	11-1	Providence
1974-75	Garrett 20, North Knox 6	David Wiant	11-0	Jim Beery	9-3	Garrett
1975-76	Lawrenceburg 28, Wes-Del 14	Dick Meador	11-1	Dave Land	11-1	Lawrenceburg
1976-77	Lafayette Central Catholic 8, Lawrenceburg 6	Paul LaRocca	11-2	Dick Meador	11-2	Laf. Central Catholic
1977-78	Indianapolis Cardinal Ritter 15, Tippecanoe Valley 6	Duffy Hagist	11-1	Charles Smith	12-1	Lawrence Central
1978-79	Lawrenceburg 34, Fountain Central 6	Dick Meador	13-0	Dale Hummer	11-2	Lawrence Central
1979-80	Tippecanoe Valley 44, Hamilton Southeastern 14	Charles Smith	13-0	David Enright	12-1	Lawrence Central
1980-81	Sheridan 27, North Judson 0	Larry Wright	13-0	Russ Radtke	12-1	Lawrence Central
1981-82	Hamilton Southeastern 7, Woodlan 6	Dave Enright	11-0	Leland Etzler	8-3	Lawrence Central
1982-83	Oak Hill 14, Southridge 7	Terry Lichtenberg	13-1	Bob Hawkins	11-3	Lawrence Central
1983-84	Fountain Central 12, Churubusco 3	Rick Malone	13-1	Rick Lightfoot	11-3	Lawrence North
1984-85	Sheridan 19, North Judson 10	Larry Wright	14-0	Russ Radtke	13-1	Hoosier Dome
1985-86	Eastern Hancock 20, Jimtown 7	Bob Copeland	13-1	Bill Sharpe	11-2	Hoosier Dome
1986-87	South Putnam 29, North Judson 21	Mark Wildman	11-3	Russ Radtke	13-1	Hoosier Dome
1987-88	Sheridan 10, Jimtown 0	Larry Wright	12-2	Bill Sharpe	12-1	Hoosier Dome
1988-89	Sheridan 59, Bremen 0	Larry Wright	14-0	Martin Huber	11-3	Hoosier Dome
1989-90	Bremen 31, Springs Valley 8	John Kucela	11-3	Bill Harris	13-1	Hoosier Dome
1990-91	South Decatur 44, Southwood 15	Ken Wendling	13-0	David Wilhelm	12-2	Hoosier Dome
1991-92	Jimtown 13, Indianapolis Cardinal Ritter 7	Bill Sharpe	12-1	Vince Lorenzano	9-5	Hoosier Dome
1992-93	Sheridan 6, Indianapolis Cardinal Ritter 0	Larry Wright	10-4	Vince Lorenzano	8-6	Hoosier Dome
1993-94	North Miami 37, West Washington 16	Bob Bridge	11-3	Todd Pritchett	11-3	Hoosier Dome
1994-95	North White 34, Sheridan 7	Jim Davis	14-0	Larry Wright	11-3	RCA Dome
1995-96	Carroll (Flora) 26, Tri-West Hendricks 13	John Hendryx	13-1	Mark Haste	12-2	RCA Dome
1996-97	Tri-West Hendricks 37, Carroll (Flora) 14	Mark Haste	14-0	John Hendryx	13-1	RCA Dome
1997-98	Pioneer 49, Knightstown 21	Mike Johnson	15-0	Don Willard	14-1	RCA Dome
1998-99	Sheridan 56, North White 33	Larry Wright	14-1	Jim Davis	12-3	RCA Dome
1999-00	Lafayette Central Catholic 59, Perry Central 7	Scott Muncy	14-0	Terry Wagner	12-3	RCA Dome
2000-01	Adams Central 29, Attica 21	Rick Minnich	12-3	David McDonald	14-1	RCA Dome
2001-02	Southern Wells 30, Perry Central 7	Mark Lefebvre	14-1	Mike Spencer	14-1	RCA Dome
2002-03	Southwood 17, South Putnam 14	Terry Siddall	13-1	Mark Wildman	12-3	RCA Dome
2003-04	Indianapolis Cardinal Ritter 28, Seeger 0	Jim Boswell	12-2	Brian Moore	14-1	RCA Dome
2004-05	Seeger 20, Indianapolis Cardinal Ritter 7	Brian Moore	15-0	Jim Boswell	10-5	RCA Dome
2005-06	Sheridan 21, Knightstown 7	Larry Wright	13-2	Don Willard	14-1	RCA Dome
2006-07	Sheridan 34, Indianapolis Cardinal Ritter 28 (OT)	Larry Wright	15-0	Ty Hunt	13-2	RCA Dome
2007-08	Sheridan 34, Rockville 28	Larry Wright	15-0	Herb King	14-1	RCA Dome
2008-09	Indianapolis Cardinal Ritter 34, Sheridan 27	Ty Hunt	15-0	Larry Wright	13-2	Lucas Oil Stadium
2009-10	Lafayette Central Catholic 52, Fountain Central 0	Kevin O'Shea	15-0	Rick Malone	14-1	Lucas Oil Stadium



# Phil N. Eskew Mental Attitude Award Recipients

## Class 5A Recipients

Year	Name
1985-86	Jeff George
1986-87	Brock Rohrbacher
1987-88	Mike Stuckert
1988-89	Brian Murphy
1989-90	Eric Kline
1990-91	Kasey Clevenger
1991-92	Chris Ings
1992-93	Chris Rickenbach
1993-94	Eli Stoddard
1994-95	Vince Lidy
1995-96	Matt Geesman
1996-97	Scott Becker
1997-98	Brad Monhaut
1998-99	Manley Glick
1999-00	Jeremy Chandler
2000-01	Justin Smith
2001-02	Matt Handlon
2002-03	Marcus Heminger
2003-04	Wade Iams
2004-05	Andrew Gregory
2005-06	Chris Summers
2006-07	Ryan Murray
2007-08	Cameron Lowry
2008-09	Luke Swift
2009-10	Adam Shaffer

## Class 4A Recipients

Year	Name	School
1983-84	Mark Plencner	Penn
1984-85	Antonino Maggio	Hobart
1985-86	Patrick McEuen	Hobart
1986-87	Tom Reasoner	Franklin Central
1987-88	Mike Golarz	Hobart
1988-89	Rick Mirer	Goshen
1989-90	Tim Back	Franklin Central
1990-91	LaRon Moore	Franklin Central
1991-92	Frank Maggio	Hobart
1992-93	Chad Welch	Harrison (West Lafayette)
1993-94	Kevin Hammonds	Hobart
1994-95	Brad Weber	DeKalb
1995-96	Wes Gillman	Franklin County
1996-97	Durriell Brown	Indianapolis Cathedral
1997-98	Adam Clements	Hamilton Southeastern
1998-99	Russ Mann	Concord
1999-00	Matt Hasbrook	Indianapolis Cathedral
2000-01	Cory Partlow	Plainfield
2001-02	Alex Hensley	Jasper
2002-03	Tyler Warner	Roncalli
2003-04	Jeff Wedding	East Noble
2004-05	Kory Lantz	Wawasee
2005-06	Nick Banich	Roncalli
2006-07	Bobby Powers	Indianapolis Cathedral
2007-08	Zak Kissel	Evansville Reitz
2008-09	Joe Colone	Fort Wayne Bishop Dwenger
2009-10	Erik Bryant	Evansville Reitz

## Class 3A Recipients

Year	Name	School
1973-74	Dave Zapp	Indianapolis Cathedral
1974-75	Scot Shaw	Mishawaka
1975-76	Tom Smith	Valparaiso
1976-77	Randall Shuman	Merrillville
1977-78	Bob Stephenson	Evansville Reitz
1978-79	David Broecker	Carmel
1979-80	Blair Kiel	Columbus East
1980-81	Scott Freckelton	Hobart
1981-82	Mark Sarno	Carmel
1982-83	Patrick Lockyear	Castle
1983-84	Pat Spencer	Roncalli
1984-85	Steve Gordon	Concord
1985-86	Brad Traviolia	Wawasee
1986-87	Phil Wilson	NorthWood
1987-88	Rob Schein	Zionsville
1988-89	Jeff Beck	Tipton
1989-90	Stan Lawrie	Roncalli
1990-91	Brian Baker	Fort Wayne Bishop Dwenger
1991-92	Marcus Thorne	Indianapolis Cathedral
1992-93	Jeremy VanKley	Northwestern
1993-94	Ryan Hartman	NorthWood
1994-95	Brian Winkleman	Tipton
1995-96	Greg Schnarr	Jasper
1996-97	Wesley Kendall	Zionsville
1997-98	Robert Finn	Andean
1998-99	Brad Greenlee	NorthWood
1999-00	Nicholas Worden	Norwell
2000-01	Adam Kress	Heritage Hills
2001-02	Casey Nowinski	Andean
2002-03	Michael Dury	Indianapolis Bishop Chatard
2003-04	Josh Sabo	NorthWood
2004-05	Bryce Pund	Heritage Hills

2005-06	Kevin Ball
2006-07	Chandler Harnish
2007-08	Mitchell Speer
2008-09	Andrew Theising
2009-10	Daniel Wodicka

Indianapolis Bishop Chatard
Norwell
South Bend St. Joseph's
Evansville Memorial
West Lafayette

## Class 2A Recipients

Year	Name
1973-74	Leroy Robbins
1974-75	Richard Goings
1975-76	David O'Connor
1976-77	Kevin Altman
1977-78	Pete Buchanan
1978-79	Tom Bailey
1979-80	Kent Shelby
1980-81	Kevin Mullett
1981-82	Kent Yoder
1982-83	Burt Austin
1983-84	Mike Hackman
1984-85	Michael Funk
1985-86	Cal Miller
1986-87	Gene Smith
1987-88	Tim Walker
1988-89	David McClain
1989-90	Rori Chaney
1990-91	Anthony Alfano
1991-92	Toby Jacobs
1992-93	Jeff Goeglein
1993-94	Daniel Provonsha
1994-95	Jim Schroeder
1995-96	Jason Guinn
1996-97	Tim Flagg
1997-98	Matt Lewinski
1998-99	Craig Hisey
1999-00	Jeremiah Lane
2000-01	Dominic Faraone
2001-02	Kyle Lindsay
2002-03	Brett Bueltel
2003-04	T.J. Siple
2004-05	Rob Bragg
2005-06	Ryan Kerney
2006-07	Jacob Kahle
2007-08	Josh Mills
2008-09	Brady Tolle
2009-10	Timothy Connor

School
Blackford
Boonville
Mishawaka Marian
Jasper
Plymouth
Goshen
Noblesville
NorthWood
Goshen
Franklin Central
Indianapolis Bishop Chatard
West Lafayette
Fort Wayne Bishop Luers
Tell City
Rochester
Western Boone
Tri-West Hendricks
River Forest
Indianapolis Secunia
Fort Wayne Bishop Luers
West Lafayette
Evansville Mater Dei
North Montgomery
North Montgomery
Jimtown
Jimtown
Danville
Evansville Mater Dei
Fort Wayne Bishop Luers
Southridge
Tri-West Hendricks
Eastbrook
North Posey
Southridge
Heritage Christian
Cass
Monrovia

## Class A Recipients

Year	Name
1973-74	John Davis
1974-75	Paul Russell
1975-76	Kevin Keller
1976-77	Thomas Weber
1977-78	Ray Rockhill
1978-79	Brian Way
1979-80	Mark Shireman
1980-81	Jeff Greer
1981-82	Jeffrey Berning
1982-83	Joel Martin
1983-84	Brian Nehrig
1984-85	Derry Zachery
1985-86	Cary Starnal
1986-87	Matt Vessely
1987-88	Jeff Durham
1988-89	Brad Shields
1989-90	Joe Clark
1990-91	Shawn Blaich
1991-92	Mark Franco
1992-93	Shelly Zachery
1993-94	Matthew Roland
1994-95	Doug Morris
1995-96	James Hanlin
1996-97	Michael Lowe
1997-98	Tayt Odom
1998-99	Travis Delph
1999-00	Zachary Wagner
2000-01	Josh Smith
2001-02	Peter Wagner
2002-03	Kole Ames
2003-04	Thomas Marshall
2004-05	Spencer King
2005-06	Matt Cox
2006-07	Taylor Scott
2007-08	Zach Clapp
2008-09	Brent Hume
2009-10	Greg Burns

School
Mishawaka Marian
Garrett
Wes-Del
Lafayette Central Catholic
Tippecanoe Valley
Lawrenceburg
Tippecanoe Valley
Sheridan
Woodlan
Oak Hill
Fountain Central
Sheridan
Jimtown
North Judson
Sheridan
Sheridan
Springs Valley
South Decatur
Indianapolis Cardinal Ritter
Sheridan
North Miami
North White
Tri-West Hendricks
Carroll (Flora)
Pioneer
Sheridan
Perry Central
Attica
Southern Wells
South Putnam
Seeger
Indianapolis Cardinal Ritter
Knightsdown
Sheridan
Rockville
Sheridan
Lafayette Central Catholic



# Lafayette Central Catholic Knights

## Class A



Lt.	Dk.	Name	Gr.	Ht.	Wt.	Position(s)
1	1	Niall Noonan	12	6-3	180	SE/K
2	2	Travis Smith	11	5-11	150	SE/DB
3	3	Stu Corcoran	12	5-11	160	WB/DB
4	4	Cody Christopher	12	6-0	180	WB/DB
5	5	Timmy Mills	10	5-9	145	WB/DB
6	6	Cody Schrader	12	5-6	140	WB/DB
7	7	Jake Churchill	10	5-11	160	QB/DB
8	8	Austin Munn	11	6-0	155	QB/DB
10	10	Caeb Onken	9	5-10	150	QB/LB
11	11	Austin Mitchell	12	5-11	155	WB/LB
13	13	Mitch Witteveen	9	5-2	110	WB/S
14	14	Brad Schrader	10	5-9	170	WB/LB
15	15	Mason Fisher	10	6-2	140	WB/DB
16	16	Ty Preston	9	5-4	120	SE/CB
17	17	Will Jones	10	5-8	140	WB/DB
20	20	Ethan Weisgerber	9	5-8	125	SE/CB
21	21	Jack Kendrick	12	6-1	190	FB/LB
22	22	Matt Burks	11	5-10	150	SE/DB
23	23	Dalton Skees	11	5-11	165	SE/LB
24	24	John Paul Santos	10	5-10	140	SE/DB
25	25	Nathan Budny	12	5-10	160	WB/CB
26	26	Nick Zak	11	5-11	170	SE/S
27	27	Jarrod Patzschke	9	6-0	130	RB/S
28	28	Andrew Hubertz	10	6-1	170	SE/DL
29	29	Joe Smith	9	6-0	155	WB/LB
31	31	Sam Kochert	10	5-11	170	FB/LB
33	33	Danny Anthrop	11	6-0	170	WB/LB

Lt.	Dk.	Name	Gr.	Ht.	Wt.	Position(s)
34	34	Jimmy Mills	10	5-8	150	WB/LB
41	41	Tyler Schrader	9	5-11	150	RB/LB
50	50	Ross Corcoran	10	6-0	180	WB/LB
51	51	Nelson Almond	11	6-0	195	TE/LB
52	52	Jacob Austerman	12	5-10	195	OL/LB
53	53	John Schrader	11	6-4	180	OL/DL
54	54	John Beardmore	12	5-10	240	OL/DL
55	55	Jacob Matson	11	5-9	200	OL/DL
56	56	Patrick Mackey	10	6-1	205	OL/DL
57	57	Evan Kennedy	9	5-11	150	C/DE
61	61	Scotty Trout	11	6-0	180	WB/LB
62	62	Joe Churchill	12	5-5	205	OL/DL
63	63	Will Beardmore	9	5-6	160	C/DE
64	64	Devin Morgan	12	5-8	175	OL/LB
65	65	Mike Rosebraugh	11	5-10	215	OL/DL
66	66	Nick Payne	11	6-0	220	OL/DL
67	67	Sam Scheetz	9	6-2	155	T/DE
68	68	Jeff Adams	11	5-10	265	OL/DL
70	70	Matt Thieme	10	6-2	195	OL/DL
71	71	David Thieme	12	6-5	185	OL/DL
72	72	Robby Fortwendel	10	6-1	140	OL/DL
74	74	Drake Hoover	11	6-0	235	OL/DL
75	75	Casey Bollock	10	6-3	205	OL/DL
77	77	Patrick Bondi	12	5-11	230	OL/DL
80	80	Joe Talley	11	5-11	160	SE/LB
83	83	Nigel Hensely	9	5-8	130	WB/CB

# Lafayette Central Catholic Knights

Class A



## Team Statistics

	Laf. Central Catholic	Opponents
Total Points / Points Per Game	684 / 48.9	66 / 4.7
First Downs / Per Game	241 / 17	89 / 6
Rushing Yards / Per Game	2,772 / 198	882 / 63
Passing Yards / Per Game	2,611 / 186.5	839 / 59.9
Total Yards / Per Game	5,383 / 384.5	1,721 / 122.9
Fumbles Recovered By	13	4
Intercepted By	18	5
Total Punts / Average	19 / 34.0	N/A
Penalties / Yards	N/A	N/A

## Individual Statistics

Scoring	G	TD	1-Pt.	2-Pt.	FG	TP	PPG
33 Danny Anthrop	14	33	--	--	--	198	14.1
4 Cody Christopher	14	22	--	1	--	134	9.6
1 Niall Noonan	12	4	74/77	--	8/11	122	10.2
14 Brad Schrader	12	14	--	1	--	85	7.1

Rushing	G	Att.	Yds.	TD	YPG	YPC	Long
14 Brad Schrader	12	111	910	12	75.8	8.2	58
33 Danny Anthrop	14	61	694	11	49.6	11.4	68
31 Sam Kochert	10	68	363	7	36.3	5.3	19
4 Cody Christopher	14	63	320	14	22.9	5.1	25

Passing	G	Comp.	Att.	Int.	TD	Yds.	YPG
8 Austin Munn	14	158	233	5	29	2,540	181.4

Receiving	G	Rec.	Yds.	TD	YPG	YPC	Long
33 Danny Anthrop	14	57	967	14	69.1	17.0	57
4 Cody Christopher	14	47	692	7	49.4	14.7	48
1 Niall Noonan	12	16	370	4	30.8	23.1	48
14 Brad Schrader	12	16	190	2	14.7	11.9	62
6 Cody Schrader	3	9	176	1	58.7	19.6	40

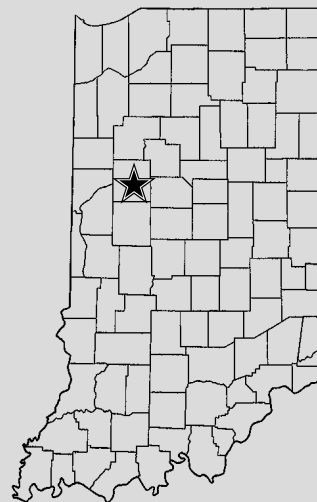
Defense	G	Tackles	For Loss	Sacks	INT	FC	FR
50 Ross Corcoran	14	132	11	2	2	0	2
64 Devin Morgan	13	85	7	0	2	2	1
33 Danny Anthrop	14	62	5	0	3	1	2
11 Austin Mitchell	12	61	9	0	0	0	1
3 Stu Corcoran	12	60	11	5	0	0	0
53 John Schrader	14	57	5	1.5	0	0	0

## State Finals History

State Champion: 1976 (A), 1999 (A), 2009 (A)  
 Appearances: 1976 (A), 1999 (A), 2009 (A), 2010 (A)



Kevin O'Shea  
Head Coach



## Team Facts

School: Lafayette Central Catholic High School  
 City/Town: Lafayette  
 County: Tippecanoe  
 Superintendent: Dr. Marie Williams  
 Principal: Joe Brettnacher  
 Asst. Principal: Neil Wagner  
 Athletic Director: Tim Bordenet  
 Head Coach: Kevin O'Shea  
 Assistant Coaches: Mark Brown, Mike Hammons, Frank O'Shea, Tim O'Shea, Jim Schrader, Ed Tilley  
 Offensive Formation: Run-n-Shoot  
 Defensive Formation: 3-4  
 Colors: Navy and White  
 Conference: Hoosier Heartland  
 Enrollment: 228  
 Last Year's W-L Record: 15-0

## Season Results (14-0)

8/20 Delphi W 62-6  
 8/27 at Benton Central W 58-0  
 9/3 at Clinton Central W 48-0  
 9/10 Guerin Catholic W 24-0  
 9/17 Carroll (Flora) W 68-0  
 9/24 at Tri-Central W 49-6  
 10/1 at Tri-County W 52-0  
 10/8 Culver Academies W 51-14  
 10/15 Clinton Prairie W 45-0

### Sectional

10/22 at Tri-County W 58-0  
 10/29 North White W 52-0  
 11/5 Pioneer W 40-12

### Regional

11/12 at South Central (UM) W 35-14

### Semi-State

11/19 Churubusco W 42-14

## Depth Chart

### Offense

LT	LG	C	RG	RT
#56 Mackey #70 Thieme	#68 Adams #52 Austerman	#51 Almond #64 Morgan	#77 Bondi #74 Hoover	#54 Beardmore #75 Bollock

LSE	LWB	QB	FB	RWB	RSE
#1 Noonan #28 Hubertz	#4 Christopher #6 Schrader	#8 Munn #16 Preston	#14 Schrader #31 Kochert	#33 Anthrop #5 Mills	#6 Schrader #22 Burks

### Defense

OLB	E	N	E	OLB
#21 Kendrick #23 Skees	#53 Schrader #52 Austerman	#55 Matson #62 Churchill	#65 Rosebraugh #54 Beardmore	#3 Corcoran #28 Hubertz

CB	FS	ILB	ILB	SS	CB
#11 Mitchell	#2 Smith #17 Jones	#64 Morgan #61 Trout	#50 Corcoran #80 Talley	#33 Anthrop	#4 Christopher #6 Schrader

### Specialists

Pos.	No.	Name
Punter	8	Austin Munn
Placekicker	1	Niall Noonan
Kickoffs	1	Niall Noonan
Long Snapper	21 65	Kendrick Rosebraugh
Holder	6	Cody Schrader
Punt Returns	33 6	Danny Anthrop Cody Schrader
Kickoff Returns	33 6	Danny Anthrop Cody Schrader

## HEAD COACH PROFILE

Name: Kevin O'Shea

Age: 45

Spouse's Name: Jennifer

Years Married: 22

Children's Names and Ages: Ryan(20), Kaitlyn(18), Kiera(16)

Current Occupation and Employer: Teacher/Lafayette Catholic School System

No. of Yrs.: 3

If a teacher, what subjects and grades do you teach:Mathematics

### Education

College: Franklin College

Year Graduated: 1988

Degree(s) / Major: BA Mathematics/Secondary Education

High School: McCutcheon

Year Graduated: 1984

### Athletic Participation

Sport	High School Years	College Years
Football	1981-1984	1984-1988
Baseball	1981-1984	
Basketball	1981-1983	

As A High School Or College Player, Have You Ever Competed In A State Or National Championship Event In Any Sport? If Yes, Please Give Details:

1982 State Championship McCutcheon vs. Franklin Central

### Coaching Experience (Football Only)

Number of Years as Varsity Head Coach at Current School (ie: 5 years):3 years

Actual Years as Varsity Head Coach at Current School (ie: 1996-2000):2008-present

Won-Loss Record as Varsity Head Coach at Current School:38-2

Overall Varsity Head Coaching Record:138-65

### Please list below where you've coached during your career starting with your current position:

School	Head / Asst.	No. of Years	Actual Years
Laf. Central Catholic	Head	3	2008-present
Attica	Head	1	2007-2008
McCutcheon	Head	9	1998-2007
Delta	Head	5	1993-1998
Crown Point	Asst.	5	1988-1993

### Tournament Championships (As the Varsity Head Coach, list years your team won):

Sectional: 1999, 2009, 2010

Regional: 2009, 2010

Semi-State:2009, 2010

State Championship: 2009



# Fountain Central Mustangs

## Class A



<u>Lt.</u>	<u>Dk.</u>	<u>Name</u>	<u>Gr.</u>	<u>Ht.</u>	<u>Wt.</u>	<u>Position(s)</u>
2	2	Eli Moore	11	5-7	150	RB/DB
4	4	Jaren Oakley	9	5-2	100	WR/DB
5	5	Michael Duane	10	5-8	165	RB/LB
6	6	Dylan Sly	10	5-5	120	WR/DB
7	7	Jack Bolin	9	5-6	140	RB/LB
8	8	Christian Viveros	9	5-9	140	K
9	9	Tyler Depugh	9	5-10	160	WR/DB
10	10	Jared Fishero	9	5-6	145	QB/LB
12	12	Logan Snellenbarger	12	5-11	175	WR/QB
13	13	Shane Loveall	12	6-0	170	WR/DB
14	14	Andrew Mitchell	11	5-10	170	QB/DB
18	18	Preston James	10	6-1	160	QB/DB
23	23	Trevor Loveall	9	5-7	145	RB/DB
24	24	Daniel Harrison	9	5-10	165	RB/LB
25	25	Quentin Clough	11	5-8	165	RB/LB
27	27	Harlan Hathaway	11	5-10	170	WR/DB
31	31	Dylan Keeling	11	5-6	170	RB/DL
32	32	Isaac Trueblood	9	5-11	165	RB/LB
33	33	Kevin Randolph	12	5-10	180	RB/LB
34	34	Dustin Weaver	10	5-9	140	WR/DB
37	37	Aaron Martinek	10	5-7	140	WR/DB
38	38	Charles Freeman	10	5-10	160	WR/DL
40	40	Tanner Pierce	12	5-9	185	RB/LB
41	41	Cole Martin	12	5-10	170	WR/DL
42	42	Brad Bowlus	10	6-0	180	TE/DB
44	44	Joey Rice	11	6-4	190	TE/DL

<u>Lt.</u>	<u>Dk.</u>	<u>Name</u>	<u>Gr.</u>	<u>Ht.</u>	<u>Wt.</u>	<u>Position(s)</u>
46	46	Mitchell Jennings	9	5-10	155	RB/LB
47	47	Grayson Blakeley	9	5-5	135	WR/DB
48	48	Travis Rodgers	9	5-11	150	WR/DL
50	50	Caden Lynn	10	5-10	175	OL/DL
52	52	Luke Vaughn	11	5-9	180	OL/DL
53	53	Justin Hurd	11	5-8	200	OL/DL
58	58	Clayton Scott	11	5-7	210	OL/DL
59	59	Jonathan Cook	11	5-11	240	OL/DL
61	61	Nate Depugh	10	5-11	185	OL/DL
65	65	Trent Mitchell	12	5-11	190	OL/DL
66	66	Jacob Brown	9	5-8	180	OL/DL
67	67	Bill Pigg	10	5-9	170	OL/LB
72	72	Taylor Minick	12	6-0	215	OL/DL
73	73	Mitchell Mccollum	9	6-4	235	OL/DL
74	74	Alex Fay	9	6-2	215	OL/DL
75	75	Dakota Uplinger	10	5-11	180	OL/DL
76	76	Levi Stephans	9	6-1	255	OL/DL
77	77	Trenton Uplinger	9	5-8	220	OL/DL
78	78	Klayton Miller	9	6-3	230	OL/DL
79	79	Tyler Hutson	11	5-9	245	OL/DL
81	81	Brandon Bowlus	12	5-11	205	TE/DB
82	82	Zach Corey	12	6-0	180	WR/DB
83	83	Brandon Alonzo	9	6-0	165	TE/DL
85	85	Cole Snyder	9	5-9	155	TE/DL
86	86	Kiowa Simonton	9	6-0	150	TE/DL
87	87	Cody Kelley	10	5-10	140	WR/DB

# Fountain Central Mustangs

## Class A



### Team Statistics

	Fountain Central	Opponents
Total Points / Points Per Game	582 / 41.6	158 / 11.3
First Downs / Per Game	192 / 13.7	110 / 7.9
Rushing Yards / Per Game	4,969 / 354.9	1,076 / 76.9
Passing Yards / Per Game	1,100 / 78.6	1,523 / 108.8
Total Yards / Per Game	6,069 / 433.5	2,599 / 185.6
Fumbles Recovered By	17	10
Intercepted By	18	6
Total Punts / Average	27 / 31.1	71 / 31.7
Penalties / Yards	57 / 470	43 / 370

### Individual Statistics

Scoring	G	TD	1-Pt.	2-Pt.	FG	TP	PPG
5 Michael Duane	14	21	--	4	--	134	9.6
40 Tanner Pierce	14	20	--	3	--	126	9.0
14 Andrew Mitchell	14	18	--	2	--	112	8.0
2 Eli Moore	14	13	--	2	--	82	5.9
82 Zach Corey	14	4	--	3	--	30	2.1

Rushing	G	Att.	Yds.	TD	YPG	YPC	Long
14 Andrew Mitchell	14	135	1,397	17	99.8	10.3	69
40 Tanner Pierce	14	172	1,297	20	93.4	7.5	55
5 Michael Duane	14	116	1,145	13	83.2	9.9	81
2 Eli Moore	14	94	723	12	54.6	7.7	72
7 Jack Bolin	14	35	162	2	12.1	4.6	21

Passing	G	Comp.	Att.	Int.	TD	Yds.	YPG
14 Andrew Mitchell	14	78	156	6	14	1,100	78.6

Receiving	G	Rec.	Yds.	TD	YPG	YPC	Long
82 Zach Corey	14	18	300	4	21.4	16.7	65
5 Michael Duane	14	21	278	5	19.9	13.2	55
44 Joe Rice	11	15	185	2	16.8	12.3	40
81 Brandon Bowlus	14	10	189	2	13.5	18.9	57
13 Shane Loveall	14	7	85	0	6.1	12.1	20

Defense	G	Tackles	For Loss	Sacks	INT	FC	FR
5 Michael Duane	14	135	2	0	0	0	0
2 Eli Moore	14	111	6	1/-13	4	0	1
25 Quinton Clough	14	87	7	4/-22	0	0	3
40 Tanner Pierce	14	80	9	1/-5	1	0	0
14 Andrew Mitchell	14	67	2	0	4	0	0
52 Luke Vaughn	13	58	5	6/-34	0	0	2

### State Finals History

State Champion: 1983 (A)  
 State Runner-Up: 1978 (A), 2009 (A)  
 Appearances: 1978 (A), 1983 (A), 2009 (A), 2010 (A)



Rick Malone  
Head Coach



### Team Facts

School: Fountain Central High School  
 City/Town: Veedersburg  
 County: Fountain  
 Superintendent: Corey Austin  
 Principal: Larry Adams  
 Athletic Director: Brian Moore  
 Asst. Athletic Directors:  
 Pat Culp and David Bolin  
 Head Coach: Rick Malone  
 Assistant Coaches: Brad Smith, Dave Bolin,  
 Jason Parker, John Carver, Brian Moore,  
 Nick Davis  
 Student Managers: Richard Olsen, Keith  
 Olsen, Cody Starkey, Abby Moore,  
 Riley Bolin  
 Offensive Formation: Spread  
 Defensive Formation: 4-3  
 Colors: Blue and Gold  
 Conference: Wabash River  
 Enrollment: 420  
 Last Year's W-L Record: 14-1

### Season Results (13-1)

8/20	Southmont	L	7-27
8/27	Turkey Run	W	54-0
9/3	at Riverton Parke	W	67-7
9/10	Covington	W	36-7
9/17	at Attica	W	47-14
9/24	at Seeger	W	30-14
10/1	Benton Central	W	47-13
10/8	at North Vermillion	W	47-0
10/15	Rockville	W	36-7

### Sectional

10/22	at N. Central (Farmersburg)	W	57-21
10/29	North Vermillion	W	59-6
11/5	Rockville	W	42-7

### Regional

11/13	at Perry Central	W	31-15
-------	------------------	---	-------

### Semi-State

11/19	Guerin Catholic	W	22-20
-------	-----------------	---	-------



## DEPTH CHART

### Offense

Pos.	No.	Name
SE	81	Brandon Bowlus
SE	13	Shane Loveall
LT	59	Jonathan Cook
LT	53	Justin Hurd
LG	65	Trent Mitchell
LG	53	Justin Hurd
C	58	Clayton Scott
C	60	Bill Pigg
RG	52	Luke Vaughn
RG	75	Dakota Uplinger
RT	72	Taylor Minick
RT	53	Justin Hurd
TE	44	Joe Rice
TE	81	Brandon Bowlus
FL	82	Zach Corey
FL	12	Logan Snellenbarger
FB	40	Tanner Pierce
FB	31	Dylan Keeling
HB	5	Michael Duane
HB	2	Eli Moore
QB	14	Andrew Mitchell
QB	18	Preston James

### Defense

Pos.	No.	Name
DE	44	Joe Rice
DE	75	Dakota Uplinger
DT	72	Taylor Minick
DT	65	Trent Mitchell
N	31	Dylan Keeling
N	33	Kevin Randolph
DE	52	Luke Vaughn
DE	75	Dakota Uplinger
SLB	40	Tanner Pierce
SLB	7	Jack Bolin
MLB	5	Michael Duane
MLB	32	Isaac Trueblood
WLB	25	Quinton Clough
WLB	24	Daniel Harrison
C	82	Zach Corey
C	12	Logan Snellenbarger
C	13	Shane Loveall
C	12	Logan Snellenbarger
S	14	Andrew Mitchell
S	42	Brad Bowlus
S	2	Eli Moore
S	42	Brad Bowlus

### Specialists

Pos.	No.	Name
Punter	87	Cody Kelley
Placekicker	25	Quentin Clough
Kickoffs	25	Quentin Clough
Long Snapper	40	Tanner Pierce
Holder	10	Jared Fishero
Punt Returns	5	Michael Duane
	2	Eli Moore
Kickoff Returns	5	Michael Duane
	2	Eli Moore

## HEAD COACH PROFILE

Name: Rick Malone  
Age: 52  
Spouse's Name: Jeannine  
Years Married: 6  
Children's Names and Ages: Susie 25 and Jessie 19  
Current Occupation and Employer: Teacher/ Southmont  
No. of Yrs.: 30  
If a teacher, what subjects and grades do you teach: PE

### Education:

College: Franklin  
Year Graduated:1980  
Degree(s) / Major:BA-PE/Health  
High School:Martinsville  
Year Graduated:1976

### Athletic Participation

Sport	High School Years	College Years
Football	1972-75	1976-1979
Baseball	1972-1974	
Track	1976	

As A High School Or College Player, Have You Ever Competed In A State Or National Championship Event In Any Sport? If Yes, Please Give Details: NO

### Coaching Experience (Football Only)

Number of Years as Varsity Head Coach at Current School (ie: 5 years):5 years  
Actual Years as Varsity Head Coach at Current School (ie: 1996-2000):1983-1984,2008-2010  
Won-Loss Record as Varsity Head Coach at Current School:50-13  
Overall Varsity Head Coaching Record:113-129

Please list below where you've coached during your career starting with your current position:

School	Head / Asst.	No. of Years	Actual Years
Fountain Central	Head	3	2008-Present
Southmont	Head	15	1989-2003
North Putnam	Head	3	1986-1988
Martinsville	Asst.	1	1985
Fountain Central	Head	2	1983-1984
Fountain Central	Asst.	3	1980-1982


### Tournament Championships (As the Varsity Head Coach, list years your team won):

Sectional: 1983, 2009, 2010  
Regional: 1983, 2009, 2010  
Semi-State: 1983, 2009, 2010  
State Championship: 1983



# Fort Wayne Bishop Luers Knights

## Class 2A



Lt.	Dk.	Name	Gr.	Ht.	Wt.	Position(s)
1	1	Kenny Mullen	12	5-10	190	RB/DB
2	2	Kendrick Mullen	10	5-8	155	DB
3	3	James Knapke	11	6-3	185	QB
4	4	Jordan Presley	12	6-0	195	LB
5	5	Nick Chapel	12	5-11	165	WR
6	6	Lucas Martinez	10	5-7	145	DB
7	7	Lonnell Chandler	12	6-2	180	LB
8	8	Deangelo Fincher	12	5-7	170	DB
9	9	Jaylon Smith	10	6-3	202	LB
10	10	Michael Rogers	10	6-2	184	WR
11	11	Carl Deiser	12	5-8	155	DB
12	12	Demetrius Jackson	12	5-8	135	WR
13	13	Michael Ryan	12	6-2	170	WR
15	15	Eric Sorg	12	6-3	175	DB
16	16	David Shank	10	5-9	140	QB
17	17	Marcus Lawson	11	5-6	140	RB
18	18	Kyle Bliss	10	5-7	140	QB
18	18	Quinn Cook	9	6-1	165	QB
19	19	Channing Williams	10	6-0	185	End
20	20	Andrew Spencer	10	6-0	170	DB
21	21	Quyuan Mattox	12	5-10	175	DB
22	22	Tyvel Jemison	10	5-10	158	RB
23	23	Steven Kiermaier	12	6-2	215	RB/LB
24	24	Logan Dorman	11	5-10	180	RB
25	25	Nick Morken	9	5-10	170	RB
26	26	Brandon Dock	10	5-7	130	WR
30	30	James McCorkle	11	6-2	165	DB
31	31	Kaliq Jackson	10	5-7	125	WR
32	32	Jaquale Cooper	10	5-9	170	RB
33	33	Chance Young	9	5-7	140	RB
34	34	Alex Stroncsek	12	6-3	175	K
35	35	Nicholas Deiser	10	5-8	150	LB
36	36	Everett Green	10	5-10	190	Line
40	40	Aaron LaMaster	10	5-7	140	LB
42	42	Drew Morken	11	6-0	180	End

Lt.	Dk.	Name	Gr.	Ht.	Wt.	Position(s)
43	43	Jermar'quay Brooks	10	5-8	190	LB
45	45	Keyontae Green	10	5-8	155	DB
49	49	Montez Brooks	11	5-8	218	LB
50	50	Matt Wood	11	6-0	190	Line
51	51	Schuyler Aghabekian	9	5-10	175	Line
52	52	Gabe Mendoza	12	6-0	215	Line
54	54	Jack Sturm	10	6-1	230	C
57	57	Tyler Fuller	11	5-9	245	Line
58	58	Dan Beckman	10	6-3	295	Line
59	59	Casey Baker	11	6-3	215	Line
60	60	Ethan Rector	12	6-0	200	C
61	61	John Savieo	10	5-8	200	Line
62	62	Matt Sroufe	10	6-0	220	Line
63	63	Will Nolan	10	5-10	160	Line
64	64	Austin Krouse	12	5-11	230	Line
65	65	Alec Wampole	10	6-1	180	Line
66	66	Eric Jump	12	6-1	200	Line
67	67	Bill Berghoff	11	5-10	225	Line
69	69	Tom Carrier	10	6-1	230	Line
71	71	Tyler Green	10	6-2	240	Line
73	73	Myles Tucker	9	5-6	210	Line
74	74	Steve Paris	12	6-2	225	Line
75	75	David Buta	11	6-6	255	Line
76	76	Chad Wyss	10	6-1	250	Line
77	77	Colten Wyss	12	6-0	315	Line
78	78	Jacon Mosier	10	5-11	220	Line
79	79	Marc Cotter	10	6-1	280	Line
81	81	Mario Menchaca	11	5-7	133	WR
83	83	Jordan Starks	11	6-2	190	End
84	84	Grayson Carpenter	11	5-10	175	LB
85	85	Matt Williamson	10	6-1	165	DB
86	86	Braden Thiele	9	6-1	160	DB
87	87	Quinton Gardner	9	6-0	150	WR
88	88	Andrew Yaney	11	6-0	165	WR
90	90	Brandon Volmerding	9	5-10	180	LS

# Fort Wayne Bishop Luers Knights

## Class 2A



### Team Statistics

	FW Bishop Luers	Opponents
Total Points / Points Per Game	594 / 42.5	206 / 14.7
First Downs / Per Game	152 / 10.8	149 / 10.3
Rushing Yards / Per Game	2,821 / 201.5	2,120 / 151.0
Passing Yards / Per Game	2,363 / 168.8	1,025 / 73.2
Total Yards / Per Game	5,184 / 370.3	3,145 / 224.6
Fumbles Recovered By	18	9
Intercepted By	16	7
Total Punts / Average	25 / 34.0	61 / 26.7
Penalties / Yards	77 / 714	76 / 663

### Individual Statistics

Scoring	G	TD	1-Pt.	2-Pt.	FG	TP	PPG
1 Ken Mullen	14	15	--	--	--	90	6.4
34 Alex Stroncsek	14	--	69	--	5	84	6.0
23 Steve Kiermaier	14	14	--	--	--	84	6.0
5 Nick Chapel	14	8	--	--	--	49	3.5
10 Michael Rogers	13	8	--	--	--	48	3.5

Rushing	G	Att.	Yds.	TD	YPG	YPC	Long
23 Steve Kiermaier	14	65	624	12	44.6	9.6	46
1 Ken Mullen	14	71	506	7	36.1	7.1	32
8 Deangelo Fincher	14	57	447	6	32.0	7.8	94
9 Jaylon Smith	14	56	344	6	24.6	6.1	35
22 Tyvel Jemison	12	22	221	3	18.4	10.0	65

Passing	G	Comp.	Att.	Int.	TD	Yds.	YPG
3 James Knapke	14	1,115	197	6	30	2,143	153
15 Eric Sorg	14	6	8	0	1	142	10
1 Ken Mullen	3	2	5	0	1	77	6

Receiving	G	Rec.	Yds.	TD	YPG	YPC	Long
10 Michael Rogers	13	19	547	8	--	28.0	78
5 Nick Chapel	14	33	576	7	41.4	17.5	51
21 Quyuan Mattox	14	14	384	3	27.4	27.4	93
1 Ken Mullen	14	16	245	5	--	15.3	48
23 Steve Kiermaier	14	11	190	2	--	17.2	28

Defense	G	Tackles	For Loss	Sacks	INT	FC	FR
4 Jordan Presley	14	113	6	3/14	0	1	1
23 Steve Kiermaier	14	82	10	3/18	1	1	1
21 Quyuan Mattox	14	75	9	0	1	1	1
43 Jermay'quay Brooks	14	65	11	6	0	2	5
40 Aaron LaMaster	14	54	3	2/8	0	1	1
9 Jaylon Smith	14	45	17	9/48	1	2	1

### State Finals History

State Champion: 1985 (2A), 1989 (2A), 1992 (2A), 1999 (2A), 2001 (2A), 2002 (2A), 2007 (2A), 2009 (2A)

State Runner-Up: 1983 (2A), 1991 (2A), 1996 (2A), 2000 (2A)

Appearances: 1983 (2A), 1985 (2A), 1989 (2A), 1991 (2A), 1992 (2A), 1996 (2A), 1999 (2A), 2000 (2A), 2001 (2A), 2002 (2A), 2007 (2A), 2009 (2A), 2010 (2A)



Matt Lindsay  
Head Coach



### Team Facts

School: Fort Wayne Bishop Luers High School  
City/Town: Fort Wayne

County: Allen

Superintendent: Dr. Mark Myers

Principal: Mary Keefer

Athletic Director: Matt Lindsay

Asst. Athletic Director: Diane Karst

Head Coach: Matt Lindsay

Assistant Coaches: Lew Goodwin, Mike Egts, Chris Charais, Clancy Shank, Steve Keefer, Matt Millhouse, Kyle Lindsay, Brent Egts, Fred Moore, Lee Rodenbeck, Marc Cotter, Phil Talarico, Joe Kimes, John Chapel.

Student Managers: Katie Burkhart, Emily Hayes, Tammy Petit, Morgan Skordos, Suzie Charais, Rose Becker, Sarah Goodwin, Anna Bauer

Offensive Formation: Multiple

Defensive Formation: Multiple

Colors: Red and Black

Conference: Summit Athletic

Enrollment: 550

Last Year's W-L Record: 10-5

### Season Results (13-1)

8/20 at Fort Wayne Snider W 34-13  
8/27 at Fort Wayne Northrop W 41-0  
9/3 Fort Wayne South Side W 38-12  
9/10 Harding W 16-14  
9/17 at Fort Wayne Wayne W 31-14  
9/24 at FW Concordia Lutheran W 62-20  
10/1 at Fort Wayne North Side W 34-7  
10/8 Brebeuf Jesuit W 47-27  
10/15 Fort Wayne Bishop Dwenger L 14-36

### Sectional

10/22 Eastern (Greentown) W 63-14  
10/29 Manchester W 69-0  
11/5 at Madison-Grant W 49-14

### Regional

11/12 at Tipton W 55-14

### Semi-State

11/20 Rensselaer Central W 42-21

## Depth Chart

### Offense

Pos.	No.	Name
Qb	3	James Knapke
Qb	15	Eric Sorg
Tb	1	Ken Mullen
Tb	8	Deangelo Fincher
Rb	23	Steve Kiermaier
Rb	9	Jaylon Smith
Wr	5	Nick Chapel
Wr	15	Eric Sorg
Wr	10	Michael Rogers
Wr	21	Quyuan Mattox
C	52	Gabe Mendoza
C	54	Jack Sturrm
G	50	Matt Wood
G	60	Ethan Rector
G	64	Austin Krouse
G	67	Bill Berghoff
T	74	Steve Paris
T	69	Tom Carrier
T	59	Casey Baker
T	76	Chad Wyss
TE	4	Jordan Presley
Te	83	Jordan Starks
<b>Specialists</b>		
Pos.	No.	Name
Punter	15	Eric Sorg
Punter	13	Michael Ryan
Placekicker	34	Alex Stronczek
PK	24	Logan Dorman
Kickoffs	34	Alex Stronczek
KO	24	Logan Dorman
Long Snapper	90	Brandon Volmerding
LS	84	Grayson Carpenter
Holder	15	Eric Sorg
Holder	5	Nick Chapel
Punt Returns	1	Ken Mullen
PR	23	Steve Kiermaier
Kickoff Returns	1	Ken Mullen
KR	21	Quyuan Mattox

### Defense

Pos.	No.	Name
DE	9	Jaylon Smith
DE	24	Logan Dorman
DE	43	Jermar'quay Brooks
DE	45	Keyontae Green
Lber	4	Jordan Presley
Lber	7	Lonnell Chandler
Lber	23	Steve Kiermaier
Lber	84	Grayson Carpenter
Lber	40	Aaron LaMaster
Lber	35	Nick Deiser
DL	58	Dan Beckman
DL	57	Tyler Fuller
DL	77	Colten Wyss
DL	36	Everett Green
DL	71	Tyler Green
DL	49	Montez Brooks
CB	1	Ken Mullen
CB	11	Carl Deiser
CB	8	Deangelo Fincher
CB	2	Kendrick Mullen
SS	21	Quyuan Mattox
SS	22	Tyvel Jemison
FS	15	Eric Sorg
FS	20	Andrew Spencer

## HEAD COACH PROFILE

Name: Matt Lindsay

Age: 55

Spouse's Name: Mary

Years Married: 29

Children's Names and Ages: Kyle, 27; Molly, 26; Marita, 23

Current Occupation and Employer: Athletic Director, football coach

No. of Yrs.: 24

If a teacher, what subjects and grades do you teach:

### Education

College: Univ of Toledo, IPFW

Year Graduated: 1981

Degree(s) / Major: MS Secondary Education

High School: Bishop Luers

Year Graduated:1973

### Athletic Participation

Sport	High School Years	College Years
Football	1969-1973	1973-1977
Baseball	1970-1973	

As A High School Or College Player, Have You Ever Competed In A State Or National Championship Event In Any Sport? If Yes, Please Give Details:

### Coaching Experience (Football Only)

Number of Years as Varsity Head Coach at Current School (ie: 5 years): 24

Actual Years as Varsity Head Coach at Current School (ie: 1996-2000): 24

Won-Loss Record as Varsity Head Coach at Current School: 214-96

Overall Varsity Head Coaching Record: 214-96

Please list below where you've coached during your career starting with your current position:

School	Head / Asst.	No. of Years	Actual Years
Bishop Luers	Head	24	1987-present
Bishop Luers	Asst coach	8	1979-1987

### Tournament Championships (As the Varsity Head Coach, list years your team won):

Sectional: 1987, 1989, 1990, 1991, 1992, 1993, 1996, 1999, 2000, 2001, 2002, 2005, 2007, 2009, 2010

Regional: 1989, 1991, 1992, 1993, 1996, 1999, 2000, 2001, 2002, 2007, 2009, 2010

Semi-State: 1989, 1991, 1992, 1996, 1999, 2000, 2001, 2002, 2007, 2009, 2010

State Championship: 1989, 1992, 1999, 2001, 2002, 2007, 2009



# North Putnam Cougars

## Class 2A



Lt.	Dk.	Name	Gr.	Ht.	Wt.	Position(s)
2	2	J. Pope	9	5-7	125	WR/DB
3	3	Caleb Vondersaar	12	5-9	155	WR/DB
4	4	Trevor Smith	10	5-8	130	QB/DB
6	6	Kolten Everts	11	6-1	165	QB
7	7	Aaron Vondersaar	12	6-2	195	TE/DE
8	8	Gabe McFadden	9	5-8	150	QB
9	9	Deagan Grady	9	5-6	130	WR/DB
10	10	Nick Kaufman	9	5-7	125	WR/DB
11	11	Tyler Shorter	11	6-0	175	WR/DB
12	12	Cody Summerlot	12	6-6	145	P/K
13	13	Beau Green	9	5-7	140	WR/DB
14	14	Coy Flynn	9	5-6	135	QB/DB
18	18	Travis Franklin	12	5-10	170	WR/DB
20	20	Travis Kratt	12	5-9	165	RB/LB
21	21	Garth Wishert	10	5-9	185	RB/LB
22	22	Jacob Smerage	11	6-1	170	RB/LB
24	24	Brian Quates	10	5-6	130	RB/DB
25	25	Tyler Land	9	5-9	150	WR/DB
26	26	Kaleb Belcher	9	5-10	170	RB/LB
30	30	Mitch Marlow	12	5-10	155	RB/LB
31	31	Jordan Murphy	12	5-10	195	RB/DE
32	32	Corbin Vogt	11	6-0	150	RB/LB
33	33	Chris Larocque	11	5-9	145	DB/WR
34	34	Allain St. Victor	11	5-6	150	RB/LB
36	36	Josh Collisi	10	6-0	150	WR/DB
40	40	Hank Spencer	11	6-0	195	RB/LB
42	42	Brenton Vogt	11	6-0	155	WR/DB
44	44	Jake Haste	10	5-11	170	TE/DE

Lt.	Dk.	Name	Gr.	Ht.	Wt.	Position(s)
51	51	Nate Bryan	11	6-1	215	LL/LB
52	52	Ben Wiatt	9	5-8	140	OL/DL
53	53	Austin Buchanan	9	5-9	180	OL/DL
54	54	Tom Welch	12	5-10	155	OL/DL
55	55	Laren Sanford	10	5-10	205	OL/DL
58	58	Ben Bundy	11	6-0	250	OL/DL
59	50	Justin Scobee	9	5-10	170	OL/DL
60	60	Grant Bryan	9	5-9	180	OL/DL
61	61	Jacob Smith	9	5-11	195	OL/DL
63	56	Aaron Warren	9	5-9	240	OL/DL
64	64	Ben Hampton	12	6-4	225	OL/DL
65	65	Hunter Logan	11	6-4	205	OL/DL
67	67	Nathaniel Crosby	11	5-10	240	OL/DL
68	68	Sam Rogers	10	5-9	160	OL/DL
69	69	Eric Davis	10	5-10	235	OL/DL
71	71	Carter Price	12	6-3	225	OL/DL
72	72	Tyler Harris	10	5-10	270	OL/DL
73	73	Jake Worth	11	6-0	195	OL/DL
74	74	Michael Larocque	9	5-11	210	OL/DL
75	75	Hunter Overbay	10	5-10	240	OL/DL
76	57	Derek Eisman	11	6-3	256	OL/DL
78	78	Tyler Watson	12	6-2	240	OL/DL
79	79	Garrett Cox	11	6-2	225	OL/DL
80	80	Nick Pollock	9	6-0	170	TE/DE
81	81	Joel Murray	9	5-7	180	WR/LB
84	84	Sam Brock	9	5-9	150	WR/LB
85	85	Jake Spears	11	5-9	180	TE/DE
88	88	Aaron Smith	9	5-9	175	DL



# North Putnam Cougars

## Class 2A



### Team Statistics

	North Putnam	Opponents
Total Points / Points Per Game	543 / 38.8	129 / 9.2
First Downs / Per Game	142 / 10.2	N/A
Rushing Yards / Per Game	3,560 / 254.3	853 / 60.9
Passing Yards / Per Game	1,145 / 81.78	789 / 60.6
Total Yards / Per Game	4,705 / 336	1,642 / 117.2
Fumbles Recovered By	6	N/A
Intercepted By	13	7
Total Punts / Average	27 / 36.6	N/A
Penalties / Yards	94 / 817	N/A

### Individual Statistics

<b>Scoring</b>	G	TD	1-Pt.	2-Pt.	FG	TP	PPG
31 Jordan Murphy	14	14	--	--	--	98	7
12 Cody Summerlot	14	--	61	--	4	73	5.2
40 Hank Spencer	14	8	--	--	--	56	4

<b>Rushing</b>	G	Att.	Yds.	TD	YPG	YPC	Long
18 Travis Franklin	14	82	862	7	61.6	10.5	68
40 Hank Spencer	14	124	855	8	61.1	6.9	83
31 Jordan Murphy	14	106	662	14	47.3	6.2	53

<b>Passing</b>	G	Comp.	Att.	Int.	TD	Yds.	YPG
6 Kolten Everts	14	68	112	7	14	1,120	80

<b>Receiving</b>	G	Rec.	Yds.	TD	YPG	YPC	Long
18 Travis Franklin	14	18	389	3	27.8	21.6	63
3 Caleb Vondersaar	14	15	325	5	23.2	21.6	49

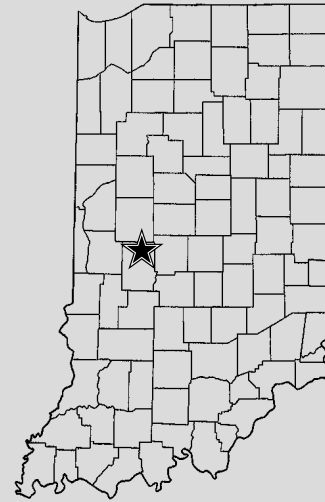
<b>Defense</b>	G	Tackles	For Loss	Sacks	INT	FC	FR
51 Nate Bryan	14	113	10	3/9	--	3	1
40 Hank Spencer	14	95	5	1/6	--	4	1
20 Travis Kratt	14	93	5	3	--	3	1

### State Finals History

First Appearance



Greg Barrett  
Head Coach



### Team Facts

School: North Putnam High School  
 City/Town: Roachdale  
 County: Putnam  
 Superintendent: Dr. Mary Sugg Lovejoy  
 Principal: Alan Zerkel  
 Athletic Director: Jason Sims  
 Asst. Athletic Director: Ann Hazelgrove  
 Head Coach: Greg Barrett  
 Assistant Coaches: Dan Fouts, Dan Vukoits, Mark Smith, Norm Fish, Ken Kerns, Ross Dahlstrom, Jim Crosley, Dan Watson, Ollie Haste, Lonnie Lawhorn  
 Student Managers: Ashley Novak and Kierstan Kaufman  
 Offensive Formation: Multiple Spread  
 Defensive Formation: 4-3  
 Colors: Navy and Orange  
 Conference: West Central  
 Enrollment: 555  
 Last Year's W-L Record: 9-3

### Season Results (14-0)

8/20	Edgewood	W	40-14
8/27	at Southmont	W	35-14
9/3	Cascade	W	38-7
9/10	at South Putnam	W	35-7
9/18	vs. Red Hill (IL)	W	46-0
9/24	Greencastle	W	49-14
10/1	at Monrovia	W	33-0
10/8	at Indianapolis Howe	W	43-8
10/15	Cloverdale	W	62-23

#### Sectional

10/22	at South Putnam	W	40-7
10/29	Monrovia	W	37-0
11/5	Greencastle	W	54-21

#### Regional

11/12	Speedway	W	25-14
-------	----------	---	-------

#### Semi-State

11/19	Evansville Mater Dei	W	6-0
-------	----------------------	---	-----

## DEPTH CHART

### Offense

Pos.	No.	Name
QB	9	Kolten Everts
TB	31	Jordon Murphy
	20	Travis Kratt
FB	40	Hank Spencer
	34	Allain St. Victor Duncan
Z	18	Travis Franklin
	11	Tyler Shorter
X	3	Caleb Vondersaar
	22	Jake Smerage
Y	7	Aaron Vondersaar
RT	65	Hunter Logan
RG	54	Tommy Welch
C	58	Ben Bundy
LG	51	Nate Bryan
LT	69	Eric Davis

### Specialists

Pos.	No.	Name
Punter	6	Kolten Everts
Placekicker	12	Cody Summerlot
Kickoffs	12	Cody Summerlot
Long Snapper	54	Tommy Welch
Holder	18	Travis Franklin
Punt Returns	3	Caleb Vondersaar
	18	Travis Franklin
Kickoff Returns	18	Travis Franklin
	3	Caleb Vondersaar

### Defense

LE	31	Aaron Vondersaar
	65	Hunter Logan
DT	72	Tyler Watson
DT	73	Jake Worth
	58	Ben Bundy
RE	31	Jordan Murphy
Will	20	Travis Kratt
	34	Allain St. Victor Duncan
Mike	51	Nate Bryan
Sam	40	Hank Spencer
SS	18	Travis Franklin
FS	11	Tyler Shorter
RC	22	Jake Smerage
LC	3	Caleb Vondersaar

## HEAD COACH PROFILE

Name: Greg Barrett

Age: 36

Spouse's Name: Molly

Years Married: 10

Children's Names and Ages: Patrick, Maggie, Maureen

Current Occupation and Employer: North Putnam Community Schools

No. of Yrs.: 3

If a teacher, what subjects and grades do you teach: APC

### Education

College: Indiana State

Year Graduated: 1996

Degree(s) / Major: Physical Education

High School: West Vigo

Year Graduated: 1991

### Athletic Participation

Sports	High School Years	College Years
Football	4-years	Football 91-95
Basketball	4 years	
Track	4 years	

As A High School Or College Player, Have You Ever Competed In A State Or National Championship Event In Any Sport? If Yes, Please Give Details:

No

### Coaching Experience (Football Only)

Number of Years as Varsity Head Coach at Current School (ie: 5 years):3

Actual Years as Varsity Head Coach at Current School (ie: 1996-2000):3

Won-Loss Record as Varsity Head Coach at Current School:33-4

Overall Varsity Head Coaching Record:33-4

Please list below where you've coached during your career starting with your current position:

School	Head / Asst.	No. of Years	Actual Years
North Putnam	Head	3	2008-present
Terre Haute North	Asst. Coach	5 years	2003-2007
Bishop Dowling	Asst.	2 years	2001-2003

### Tournament Championships (As the Varsity Head Coach, list years your team won):

Sectional: 2010

Regional: 2010

Semi-State: 2010

State Championship:

### Something Interesting About You Personally Or Professionally That People Might Not Know:

Greg is the Founder and President of the Wabash Valley Coaches Association.

Greg is the Founder of North South Wabash Valley All-Star game @ Indiana State University.



# South Bend St. Joseph's Indians

## Class 3A



Lt.	Dk.	Name	Gr.	Ht.	Wt.	Position(s)
1	1	Antonio Winn	12	6-0	185	WR/CB
2	2	Sean Hart	12	5-9	150	WR/DB
3	3	Scott Coppa	12	5-8	165	FB/LB
4	4	Neal Dowling	10	6-0	220	FB/DL
5	5	Brian Smallbone	10	6-4	180	WR/LB
6	6	Joey McCombs	12	5-10	170	RB/CB
7	7	Nick Carmola	11	5-10	150	QB/CB
8	8	Matt Mackowiak	12	6-2	210	TE/LB
9	9	Connor Demaris	12	6-2	205	TE/LB
10	10	Peter Gillis	12	5-10	175	RB/LB
11	11	Sean O'Brien	9	5-6	120	WR/CB
12	12	Max Matthews	12	6-0	185	QB
13	13	Jared Vite	9	5-6	125	WR/CB
14	14	Evan Thomas	9	5-7	150	QB
15	15	Michael Swift	10	5-10	160	QB/CB
17	17	Michael Madden	10	5-11	175	WR/CB
18	18	Colton Pulaski	12	6-3	180	WR/CB
19	19	Tim McNamara	10	5-11	160	WR/CB
20	20	Tate Bellegante	11	6-1	215	FB/LB
21	21	Collin Hickey	11	6-2	170	WR/CB
22	22	Quinn Imus	9	5-8	160	RB/LB
23	23	Alec Fullenkamp	11	6-0	170	K
24	24	Tyler Locke	11	5-10	165	RB/CB
26	26	Jacob Stone	11	5-10	160	WR/LB
28	28	Joseph Watkins	11	5-9	145	WR/CB
29	29	Kevin McFadden	10	5-7	160	WR/CB
30	30	David Arsenault	11	5-10	160	RB/CB
31	31	Anthony Strom	12	5-11	215	RB/LB
32	32	Tyler Sorocco	12	6-0	145	K
33	33	Ray Kowalski	10	6-0	165	RB/CB
34	34	Patrick Klima	11	5-8	140	RB/CB
35	35	Anthony Rulli	9	5-9	165	OL/DL
36	36	Michael Kazmierczak	10	5-4	145	RB/LB
38	38	Andrew Incandela	10	5-8	185	FB/LB
40	40	Reilly Neuklis	10	5-6	165	FB/LB

Lt.	Dk.	Name	Gr.	Ht.	Wt.	Position(s)
41	41	Neil Smith	9	5-10	150	RB/LB
42	42	Alex Schlemmer	9	5-10	150	K
44	44	Garrett Libertowski	12	6-0	205	FB/DL
50	50	J.C. Obringer	10	6-3	195	OL/LB
51	51	Mario Aversa	12	5-7	170	OL/DL
52	52	Zach Kanczuzewski	9	5-8	149	OL/LB
53	53	Matthew Kletka	11	5-9	180	OL/DL
55	55	John Godfrey	11	6-1	210	OL/LB
56	56	Matthew Boes	12	5-9	200	OL/LB
57	57	Corey Kuminecz	9	5-9	168	OL/LB
58	58	Andrew Now	12	5-8	185	OL/DL
61	61	Adrian Austin	12	6-0	245	DL
62	62	Tyler Lukens	12	6-1	260	OL
63	63	Kameron Smith	11	6-0	200	OL/DL
64	64	Tevin Kielton-Brown	11	5-8	215	OL/DL
65	65	Neil Danner	12	6-4	215	OL
66	66	Thomas Byszewski	11	5-11	245	OL/DL
67	67	Garrett Gutermuth	9	6-0	205	OL/DL
70	70	Glenn Kielton-Brown	12	5-10	225	OL/DL
71	71	Austin Deneen	10	5-8	205	OL/DL
75	75	Max Ujdak	9	6-1	229	OL/DL
76	76	Patrick Connors	9	6-2	214	OL/DL
77	77	Thomas Davis	12	6-2	345	DL
78	78	Jason Mulligan	11	6-3	235	OL
79	79	Sidney Leda	11	5-7	195	OL/DL
80	80	Nick Weidow	11	6-1	200	TE/DL
81	81	Brody Smith	10	5-11	165	TE/DL
82	82	Connor Edmonds	10	6-0	180	TE/LB
84	84	Matt Madden	9	5-10	145	TE/LB
89	72	Patrick Manion	12	6-3	215	DL
88	54	Mitch Molnar	10	6-0	310	OL/DL
86	60	Chris Kandzierski	12	5-10	270	OL/DL

# South Bend St. Joseph's Indians

## Class 3A



### Team Statistics

	SB St. Joseph's	Opponents
Total Points / Points Per Game	385 / 27.5	261 / 18.6
First Downs / Per Game	198 / 14.1	190 / 13.6
Rushing Yards / Per Game	2,014 / 143.9	2,052 / 146.6
Passing Yards / Per Game	2,040 / 145.7	1,744 / 124.5
Total Yards / Per Game	4,054 / 289.6	3,796 / 271.1
Fumbles Recovered By	N/A	N/A
Intercepted By	N/A	N/A
Total Punts / Average	58 / 34.8	45 / 34.8
Penalties / Yards	79 / 658	78 / 637

### Individual Statistics

<b>Scoring</b>	G	TD	1-Pt.	2-Pt.	FG	TP	PPG
10 Peter Gillis	14	20	--	--	--	120	8.6
12 Max Matthews	14	11	--	--	--	66	4.7
32 Tyler Sorocco	14	--	47	--	5	62	4.4
8 Matt Mackowiak	14	6	--	1	--	38	2.7
1 Antonio Winn	14	6	--	--	--	36	2.6

<b>Rushing</b>	G	Att.	Yds.	TD	YPG	YPC	Long
10 Peter Gillis	14	177	940	20	67.1	5.3	--
12 Max Matthews	14	169	701	11	50.1	4.1	--
30 David Arsenault	14	43	482	2	34.4	11.2	--

<b>Passing</b>	G	Comp.	Att.	Int.	TD	Yds.	YPG
12 Max Matthews	14	148	268	--	--	2,040	145.7

<b>Receiving</b>	G	Rec.	Yds.	TD	YPG	YPC	Long
1 Antonio Winn	14	28	567	--	40.5	20.3	--
12 Matt Mackowiak	14	22	425	--	30.4	19.3	--
10 Peter Gillis	14	32	385	--	27.5	12	--
82 Connor Edmonds	14	19	168	--	12	8.8	--

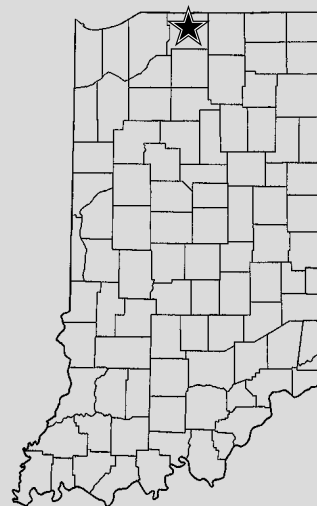
<b>Defense</b>	G	Tackles	For Loss	Sacks	INT	FC	FR
9 Connor Demarias	14	81	6	2	--	--	--
5 Matt Smallbone	14	66	2	2	--	--	--
44 Garrett Libertowski	14	47	5	4	--	--	--
21 Collin Hickey	14	43	--	--	4	--	--

### State Finals History

State Champion: 1995 (3A)  
 State Runner-Up: 2007 (3A)  
 Appearances: 1995 (3A), 2007 (3A), 2010 (3A)



Ben Downey  
Head Coach



### Team Facts

School: South Bend Saint Joseph's High School  
 City/Town: South Bend  
 County: Saint Joseph  
 Superintendent: Dr. Mark Myers  
 Principal: Susan Richter  
 Athletic Director: Eric Gohlke  
 Asst. Athletic Director: John Gumpf  
 Head Coach: Ben Downey  
 Assistant Coaches: Bret Bajdek, Cory Betzer, Paul Carrier, Chris Carver, Paul Czosnowski, Trevor Doaks, Bill Farrell, Brian Farrell, Tyler Gillean, Steve Kubsch, Dan Luther, Mike Rulli, Matt Weldy, Nick Weldy  
 Student Managers: Chris Freeby  
 Offensive Formation: Spread  
 Defensive Formation: 4-3  
 Colors: Columbia Blue and White  
 Conference: Northern Indiana  
 Enrollment: 813  
 Last Year's W-L Record: 6-5

### Season Results (9-5)

8/20	Ben Davis	L	14-53
8/27	at South Bend Clay	L	20-27
9/3	at Mishawaka	L	0-25
9/10	Elkhart Central	W	38-19
9/17	at South Bend Adams	W	37-6
9/24	Mishawaka Marian	L	3-13
10/1	at South Bend Washington	L	24-42
10/8	Lakeland	W	63-7
10/15	South Bend Riley	W	31-13

### Sectional

10/22	Mishawaka Marian	W	27-6
10/29	at Lakeland	W	49-0
11/5	Jimtown	W	24-22

### Regional

11/12	at Andean	W	28-21
-------	-----------	---	-------

### Semi-State

11/19	Leo	W	27-7
-------	-----	---	------

## DEPTH CHART

### Offense

Pos.	No.	Name
TE	88	Connor Edmonds
TE	9	Connor Demarais
OT	78	Jason Mulligan
OT	50	JC Obringer
OG	56	Matthew Boes
OG	86/60	Chris Kandzierski
C	55	John Godfrey
C	71	Austin Deneen
OG	62	Tyler Lukens
OG	64	Tevin Kielton-Brown
OT	65	Neal Danner
OT	53	Matt Kletka
WR	8	Matt Mackowiak
WR	21	Collin Hickey
QB	12	Max Matthews
QB	7	Nick Carmola
FB	30	David Arsenault
FB	44	Garrett Libertowski
TB	10	Peter Gillis
TB	34	Patrick Klima
WR	2	Sean Hart
WR	1	Antonio Winn

### Specialists

Pos.	No.	Name
Punter	32	Tyler Sorocco
Placekicker	32	Tyler Sorocco
Kickoffs	32	Tyler Sorocco
Long Snapper	55	John Godfrey
Holder	21	Collin Hickey
Punt Returns	2	Sean Hart
Kickoff Returns	34	Patrick Klima

### Defense

Pos.	No.	Name
DE	89	Patrick Manion
DE	78	Jason Mulligan
DT	61	Adrian Austin
DT	58	Andrew Now
NT	44	Garrett Libertowski
NT	70	Glenn Kielton-Brown
DE	20	Tate Bellegante
DE	53	Matt Kletka
WLB	5	Matt Smallbone
WLB	88	Connor Edmonds
MLB	9	Connor Demarais
MLB	50	John Godfrey
SLB	3	Scott Coppa
SLB	26	Jake Stone
CB	7	Nick Carmola
CB	28	Joe Watkins
FS	21	Collin Hickey
FS	1	Antonio Winn
SS	6	Joey McCombs
SS	30	David Arsenault
CB	34	Patrick Klima
CB	29	Kevin McFadden

## HEAD COACH PROFILE

Name: Ben Downey

Age: 33

Spouse's Name: Lindsey Downey

Years Married: 4

Children's Names and Ages: Dallas (3), Dawson (1)

Current Occupation and Employer: English Teacher, School City of Mishawaka

No. of Yrs.: 8

If a teacher, what subjects and grades do you teach: English, Middle School

### Education

College: Indiana Bloomington

Year Graduated:

Degree(s)/Major: 2001

High School: Saint Joseph's

Year Graduated: 1996

### Athletic Participation

Sport	High School Years	College Years
-------	-------------------	---------------

Football	(92, 93, 94, 95)	
----------	------------------	--

Wrestling	(92, 93, 94, 95)	
-----------	------------------	--

As A High School Or College Player, Have You Ever Competed In A State Or National Championship Event In Any Sport? If Yes, Please Give Details:

Football: 3A State Championship 1995

### Coaching Experience (Football Only)

Number of Years as Varsity Head Coach at Current School (ie: 5 years):

Actual Years as Varsity Head Coach at Current School (ie: 1996-2000):

Won-Loss Record as Varsity Head Coach at Current School:

Overall Varsity Head Coaching Record:

Please list below where you've coached during your career starting with your current position:

School	Head / Asst.	No. of Years	Actual Years
Saint Joseph's	Head	1	1
Saint Joseph's	Asst.	6	2003 - 2009
Saint Joseph's	Asst.	2	2000 - 2002

### Tournament Championships (As the Varsity Head Coach, list years your team won):

Sectional: 2010

Regional: 2010

Semi-State: 2010

State Championship:





# Indianapolis Bishop Chatard Trojans

## Class 3A



Lt.	Dk.	Name	Gr.	Ht.	Wt.	Position(s)
2	2	Ted Guzek	12	6-3	190	WR/DB
3	3	Kenny LaRose	12	6-0	205	TE/LB
4	4	Patrick Rivelli	12	5-10	170	WR/DB/K
5	5	Rob Dury	10	6-1	190	TE/LB
6	6	Jacob Griffey	10	5-9	150	WR/DB
7	7	Ross Lubbers	12	5-11	170	WR/DB
8	8	Jack Busald	10	5-10	150	TE/LB
9	9	Eric Moore	10	5-9	150	RB/LB
10	10	Stephen DeSchryver	12	5-11	165	QB/DB
11	11	Sam Neighbours	10	5-9	150	QB/FS
12	12	Andrew Ciresi	11	5-9	150	WR/DB
13	13	Danny Weaver	10	6-0	165	TE/LB
14	14	Bobby O'Brien	10	5-11	160	TE/LB
15	15	Chris Tarpey	12	5-10	160	WR/DB
17	17	Dan Sahn	11	6-1	185	TE/LB
18	18	Max VanVliet	11	6-1	180	QB/DB
19	19	Max Taylor	9	5-7	130	DB/WR
20	20	Sean Parsons	10	5-9	160	RB/SS
21	21	Ryan Kleinschmidt	11	5-9	170	RB/DB
22	22	Stanford Jackson	9	5-8	140	RB/DB
24	24	Grant McCombs	12	6-0	175	WR/DB
25	25	Alex Taylor	10	5-7	150	WR/LB/CB
26	26	Michael Weimer	10	5-9	170	FB/LB
27	27	Luke Williams	10	6-2	180	TE/LB
28	28	Michael Adkins	12	5-11	202	FB/LB
29	29	Drew McDonald	12	6-0	180	RB/DB
31	31	Pete Hartley	10	5-8	150	RB/LB
34	34	Nick Traub	11	6-0	170	TE/LB
35	35	Cory Queisser	12	5-11	175	K
36	36	Greg Wood	11	6-0	180	WR/DB
37	37	Elijah Evans	11	6-1	195	RB/LB
38	38	Ben Paugh	11	5-9	160	RB/LB
40	40	Joe Fehribach	12	6-1	185	RB/LB
41	41	Joe Sullivan	11	5-9	170	RB/LB
42	42	Chris Shrack	11	5-8	165	TE/DL
43	43	Nolan Miller	12	5-11	185	RB/LB
44	44	Andy McGinnis	11	6-0	180	WR/DB
45	45	Nick Annee	10	5-11	160	TE/DE
47	47	Brent Kelly-Hooks	11	6-1	190	RB/LB
48	48	Zach Burns	11	6-0	165	WR/DB

Lt.	Dk.	Name	Gr.	Ht.	Wt.	Position(s)
49	49	Miles Malone-Wright	11	5-10	160	WR/DB
50	50	Alex Bill	11	6-1	215	OL/DL
51	51	Okenna Oruche	11	5-11	200	OL/DL
52	52	Will Naddy	11	6-0	180	OL/DL
53	53	John Agostino	10	5-9	160	OL/DL
54	54	Jordan Penry	11	6-2	215	OL/DL
55	55	Noah Brown	10	6-2	220	OL/DL
56	56	Kyle Sprunger	11	6-2	215	OL/DL
57	57	Micahel Annee	9	6-0	190	OG/DG
58	58	Daniel Bowes	11	6-0	210	OL/DL
60	60	Ethan Haley	10	6-1	190	OL/LB
62	62	Dan Buhler	11	5-11	215	OL/DL
63	63	Luke McHugh	11	6-3	210	OL/DL
64	64	Joe McNelis	12	5-11	180	OL/LB
65	65	Zack Schellinger	10	6-1	220	OL/DL
66	66	Ben Wagner	11	6-2	210	OL/DL
68	68	Eric Deitchman	12	6-3	248	OL/DL
69	69	Thomas Dora	11	6-2	210	TE/DL
70	70	Patrick Fagan	12	5-10	250	OL/DL
72	72	Drew Dubois	12	6-3	235	OL/DL
73	73	Nick Martin	12	6-5	265	OL/DL
74	74	Joe Doyle	10	6-5	225	OL/DL
75	75	Sid Anvoots	11	6-4	275	OL/DL
76	76	Chris Goetz	11	6-2	225	OL/LB
77	77	Will Reuter	12	5-10	170	OL/DL
78	78	Max Polak	11	6-3	207	OL/DL
80	80	Aaron Hepp	11	6-1	170	WR/DB
81	81	Alex Ney	11	5-10	170	TE/LB
82	82	Daniel Wagner	11	6-3	190	WR/DB
83	83	Dan Scheidler	11	5-10	155	WR/DB/K
84	84	Sean Blanford	11	6-0	175	WR/LB
85	85	Joe Mark	12	5-11	175	DB/WR
86	86	Luke Engle	12	6-3	226	TE/LB
87	87	Jordan Kontor	10	6-3	187	TE/DL
88	88	Matt Hurrle	11	6-1	176	WR/DB
90	90	Henry Hill	9	6-2	210	TE/LB

# Indianapolis Bishop Chatard Trojans

Class 3A



## Team Statistics

	Indpls. Bishop Chatard	Opponents
Total Points / Points Per Game	483 / 34.5	154 / 11.0
First Downs / Per Game	194 / 13.9	151 / 10.8
Rushing Yards / Per Game	3,494 / 249.6	1,201 / 85.8
Passing Yards / Per Game	987 / 70.5	1,569 / 117.1
Total Yards / Per Game	4,481 / 328.4	2,770 / 185.6
Fumbles Recovered By	13	7
Intercepted By	22	4
Total Punts / Average	35 / 33.6	61 / 29.9
Penalties / Yards	99 / 853	65 / 514

## Individual Statistics

Scoring	G	TD	1-Pt.	2-Pt.	FG	TP	PPG
21 R. Kleinschmidt	14	30	--	1	--	182	13
83 Dan Scheidler	14	--	54	--	7	75	5.4
43 Nolan Miller	13	8	--	--	--	48	3.7
20 Sean Parsons	14	6	--	--	--	36	2.6

Rushing	G	Att.	Yds.	TD	YPG	YPC	Long
21 R. Kleinschmidt	13	241	1,661	29	127.8	6.9	50
20 Sean Parsons	14	80	478	6	34.1	6.1	15
43 Nolan Miller	12	88	460	6	38.3	5.2	30
31 Pete Hartley	8	33	294	3	36.8	8.9	29
36 Greg Wood	9	28	124	2	13.8	4.4	10

Passing	G	Comp.	Att.	Int.	TD	Yds.	YPG
10 S. DeSchryver	14	62	127	3	2	823	59
18 Max VanVliet	6	7	13	1	4	161	27
11 Sam Neighbors	3	1	3	0	0	5	2

Receiving	G	Rec.	Yds.	TD	YPG	YPC	Long
2 Teddy Guzek	12	23	369	2	30.8	16	16
86 Luke Engle	9	10	156	1	17.7	15.6	18
3 Kenny LaRose	4	4	78	2	19.5	19.5	30
47 B. Kelly-Hooks	3	2	59	1	19.7	29.5	30
80 Aaron Hepp	7	5	58	0	15.5	10.1	30

Defense	G	Tackles	For Loss	Sacks	INT	FC	FR
3 Kenny LaRose	14	138	15	2	5	1	0
28 Michael Adkins	14	110	15	0	2	0	0
50 Alex Bill	14	63	15	6	0	4	1
15 Chris Tarpey	14	59	1	0	3	0	0
7 Ross Lubbers	14	57	1	0	2	1	0
47 Brent Kelly-Hooks	14	51	14	8	0	1	0

## State Finals History

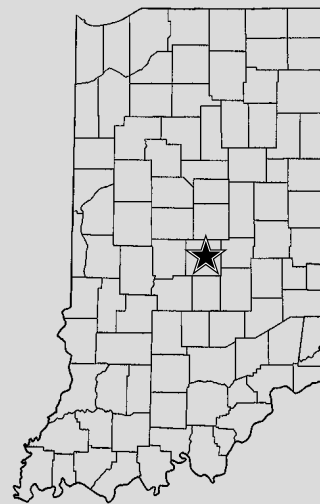
State Champion: 1983 (2A), 1984 (2A), 1997 (3A), 1998 (3A), 2001 (3A), 2002 (3A), 2003 (3A), 2006 (3A), 2007 (3A)

State Runner-Up: 2005 (3A)

Appearances: 1983 (2A), 1984 (2A), 1997 (3A), 1998 (3A), 2001 (3A), 2002 (3A), 2003 (3A), 2005 (3A), 2006 (3A), 2007 (3A), 2010 (3A)



Vince Lorenzano  
Head Coach



## Team Facts

School: Indianapolis Bishop Chatard High School  
 City/Town: Indianapolis  
 County: Marion  
 Superintendent: Mickey Lentz  
 Principal: Dr. John Atha  
 Athletic Director: Mike Ford  
 Asst. Athletic Director: Mike Harmon  
 Head Coach: Vince Lorenzano  
 Assistant Coaches: Clifford Brooks, Jr., Rob Doyle, Tim Dury, Matt Jennings, Kevin King, Travis Lucas, John Norris, Jimmy Pappas, Brad Purcell, Nick Svarczkopf, Kevin Shine, Nate Vannice, David Whittemore  
 Student Managers: Ryan Liphard and Mike Bradley  
 Offensive Formation: Pro I  
 Defensive Formation: 4-4  
 Colors: Royal Blue and White  
 Conference: Independent  
 Enrollment: 663  
 Last Year's W-L Record: 12-2

## Season Results (10-4)

8/20	Indianapolis Broad Ripple	L	Forfeit
8/27	at Whiteland	W	30-0
9/3	at Roncalli	L	16-20
9/10	Indianapolis Cathedral	L	14-40
9/17	at Cincinnati Elder (OH)	L	0-24
9/24	Indianapolis Howe	W	52-12
10/1	at Indpls. Scecina Memorial	W	43-0
10/8	Guerin Catholic	W	44-7
10/15	at Greenfield-Central	W	40-0
<b>Sectional</b>			
10/22	North Montgomery	W	49-14
10/29	at Southmont	W	42-7
11/5	Western Boone	W	41-14
<b>Regional</b>			
11/12	Hamilton Heights	W	49-7
<b>Semi-State</b>			
11/19	at Indian Creek	W	21-3

## DEPTH CHART

### Offense

Pos.	No.	Name
TE	86	Luke Engle
	3	Kenny LaRose
T	75	Sid Anvoots
	68	Eric Deitchman
G	76	Chris Goetz
	64	Joe McNelis
C	68	Eric Deitchman
	62	Daniel Buhler
G	70	Patrick Fagan
	50	Alex Bill
T	73	Nick Martin
	72	Drew DuBois
Z	7	Ross Lubbers
	80	Aaron Hepp
QB	10	Stephen DeSchryver
	11	Sam Neighbors
FB	28	Michael Adkins
	40	Joe Fehribach
TB	21	Ryan Kleinschmidt
	43	Nolan Miller
WR	2	Teddy Guzek
	85	Joe Mark

### Defense

Pos.	No.	Name
DE	40	Joe Fehribach
	47	Brent Kelly-Hooks
G	68	Eric Deitchman
	73	Nick Martin
G	50	Alex Bill
	51	Okenna Oruche
DE	70	Patrick Fagan
	62	Daniel Buhler
OLB	43	Nolan Miller
	21	Ryan Kleinschmidt
ILB	3	Kenny LaRose
	64	Joe McNelis
ILB	28	Michael Adkins
	26	Mike Weimer
SS	2	Teddy Guzek
	82	Daniel Wagner
CB	15	Chris Tarpey
	85	Joe Mark
CB	7	Ross Lubbers
	80	Aaron Hepp
FS	85	Joe Mark
	20	Sean Parsons

### Specialists

Pos.	No.	Name
Punter	64	Joe McNelis
	36	Greg Wood
Placekicker	83	Danny Scheidler
	35	Cory Queisser
Kickoffs	35	Cory Queisser
	36	Greg Wood
Long Snapper	3	Kenny LaRose
	34	Nick Traub
Holder	10	Stephen DeSchryver
Punt Returns	2	Teddy Guzek
	7	Ross Lubbers
Kickoff Returns	43	Nolan Miller
	20	Sean Parsons

## HEAD COACH PROFILE

Name: Vince Lorenzano

Age: 51

Spouse's Name: Jan

Years Married: 23

Children's Names and Ages: Dominic (20) & Natalie (18)

Current Occupation and Employer: Director of Discipline & Wellness & Head Coach at BCHS

No. of Yrs.: 10 years at BCHS & 27 years overall in teaching

If a teacher, what subjects and grades do you teach: Formerly taught Business [computer, entrepreneurship, economics]

### Education

College: Hanover College

Year Graduated: 1981

Degree(s) / Major: B.A., Education(Hanover); Masters, Education and PLP Administration(Indiana Wesleyan)

High School: Cathedral

Year Graduated: 1977

### Athletic Participation

Sport	High School Years	College Years
Football	1974, 75, 76	1977, 78, 79, 80

As A High School Or College Player, Have You Ever Competed In A State Or National Championship Event In Any Sport? If Yes, Please Give Details:

Yes, 1976 Football State Championship. We finished runner-up.

### Coaching Experience (Football Only)

Number of Years as Varsity Head Coach at Current School (ie: 5 years): 8 years

Actual Years as Varsity Head Coach at Current School (ie: 1996-2000): 2003-present

Won-Loss Record as Varsity Head Coach at Current School: 96-19

Overall Varsity Head Coaching Record: 155-86

Please list below where you've coached during your career starting with your current position:

School	Head / Asst.	No. of Years	Actual Years
Bishop Chatard	Head Coach	8	2003-present
Bishop Chatard	Assistant	2	2001-02
Mississinewa	Head Coach	7	1994-2000
Cardinal Ritter	Head Coach	5	1989-1994
Cathedral	Assistant	4	1984-1989
Scecina Memorial	Assistant	1	1983-1984

### Tournament Championships (As the Varsity Head Coach, list years your team won):

Sectional: 2003, 2004, 2005, 2006, 2007, 2008, 2009, 2010

Regional: 2003, 2004, 2005, 2006, 2007, 2008, 2009, 2010

Semi-State: 2003, 2005, 2006, 2007, 2010

State Championship: 2003, 2006, 2007

Something Interesting About You Personally Or Professionally That People Might Not Know:

- Played in the 1976 IHSAA 3A Football State Championship on Cathedral's Runner-Up squad
- Was an assistant coach on Cathedral's 1986 3A Football State Championship squad
- Was head coach for Cardinal Ritter's 1991 & 1992 1A Football State Runners-up squads
- Was an assistant head coach for Bishop Chatard's 2001 & 2002 3A Football State Championship squads



# Fort Wayne Bishop Dwenger Saints

## Class 4A



Lt.	Dk.	Name	Gr.	Ht.	Wt.	Position(s)
10	10	Dalton Wheeler	11	6-0	194	QB/SS
11	11	Jonathan Harrison	11	6-1	198	QB/FS
12	12	Casey Cooney	10	5-11	164	QB/SS
13	13	Nathan May	12	5-6	138	K/P
14	14	Patrick Ryan	12	5-11	202	QB/LB
15	15	Greg German	12	6-1	163	WR/FS
16	16	Gerald McGee	10	5-7	140	WR/CB
17	17	Nick German	10	5-8	138	FL/CB
18	18	Greg Black	12	6-3	211	K/P
19	19	Drew Lahmon	12	6-0	147	K/P
20	20	Remound Wright	12	5-9	198	RB?CB
21	21	Jalen West	12	5-10	173	RB/CB
22	22	Aaron Dykhuizen	12	5-10	159	WR/CB
22	22	Zac Crabtree	11	5-10	170	RB/CB
23	23	Evan Feichter	11	6-0	170	RB/SS
24	24	Steven Espinoza	11	5-6	165	FL/CB
25	25	Luke Tippmann	11	6-0	168	WR/FS
26	26	Jason Kalonji	12	6-2	180	SE/FS
27	27	Stephen Motherwell	12	5-8	149	SE/SS
28	28	Michael Zehr	11	5-8	140	RB/CB
29	29	Eric Sordelet	10	5-11	164	WR/CB
30	30	Nick Severinac	11	5-8	155	SE/CB
31	31	Trevor Ecclestone	11	5-11	140	SE/CB
32	32	Connor McCann	11	6-0	185	FB/LB
33	33	Austin Hartzog	11	5-9	166	RB/LB
34	34	Matt LaSuer	12	5-8	147	FL/CB
35	35	Tom Roach	11	5-10	180	FB/DE
36	36	Mike McCarthy	12	5-11	200	FB/LB
38	38	Tim Tippmann	12	5-5	150	RB/LB
39	39	Henry Berghoff	10	5-8	154	WR/CB
40	40	Nick McCarthy	12	5-11	195	RB/DE
41	41	Kyle Bobay	11	5-9	190	FB/LB
42	42	Anthony Morken	10	5-9	135	WR/CB
43	43	Sam Anderson	10	5-8	137	WR/CB
44	44	Alex Wharton	12	5-10	195	TE/LB
44	44	Josh Bessesen	11	5-11	190	TE/LB
45	45	Gabe Curtis	10	5-11	154	RB/CB
46	46	Wilson Ganga	12	5-11	213	RB/LB
47	47	Andrew Dahm	12	5-6	147	WR/CB
48	48	Colin Jasper	12	5-8	167	WR/FS
49	49	Will Dahm	12	5-11	165	TE/LB
50	50	Brian Grabowski	10	5-11	149	FB/CB
51	51	Ben Evans	10	5-11	176	RB/DE
52	52	Anthony Centlivre	10	5-8	189	RB/LB

Lt.	Dk.	Name	Gr.	Ht.	Wt.	Position(s)
53	53	Blake Bowers	10	6-2	224	C/DE
54	54	Mike Yoder	12	6-1	204	G/DE
55	55	Bronson Hillman	12	5-9	240	G/T
56	56	Connor Friesner	11	5-10	217	C/T
57	57	Brandon Payton	11	5-8	239	G/T
58	58	Brian Bowers	12	6-1	239	G/T
59	59	Zack Fortier	11	6-1	181	T/T
60	60	Jesse Perez	10	5-8	173	FB/LB
61	61	Jack Downey	10	5-10	158	G/T
63	63	Jacob Lyon	10	5-8	200	G/T
64	64	C.J. Bostwick	10	5-5	199	G/T
66	66	Cal Weller	12	6-2	191	T/DE
67	67	Corey Ng	11	5-7	252	G/T
68	68	Nick Martin	10	5-10	209	G/T
69	69	Tony Springmann	12	6-7	268	T/DE
70	70	William Hilger	10	5-7	201	T/T
71	71	Fletcher Ray	10	6-1	206	T/T
72	72	Jeremy Reese	10	5-10	204	T/T
73	73	Jarek Sliker	12	5-11	240	G/T
74	74	Shawn Ryan	10	5-11	232	T/T
75	75	Rob Becker	12	6-3	293	T/T
76	76	Brandon Herber	12	6-2	236	C/T
77	77	Bryan Tippmann	11	5-11	217	T/LB
78	78	Austin Gunkel	11	5-9	234	G/T
79	79	Jacob Turner	12	6-2	260	T/T
81	81	Nick Taylor	12	6-0	187	WR/CB
82	82	A.J. Houk	11	6-0	148	WR/CB
83	83	Keenan Schon	11	5-10	148	WR/CB
84	84	Cameron Smith	12	6-0	178	SE/FS
85	85	Bobby Jauch	11	5-11	169	WR/CB
86	86	Jeff Fox	11	5-10	164	TE/LB
87	87	Brendan Smith	11	5-10	146	SE/CB
88	88	Chris Boger	11	6-1	166	TE/DE
89	89	Skyler Hakey	11	5-8	158	SE/CB
90	90	Ian Barton	10	6-1	188	TE/DE
91	91	Michael Deprez	10	5-7	130	WR/CB
92	92	Gunnar Dahm	10	6-0	162	TE/LB
93	93	Ben Kosiarek	10	5-8	124	WR/CB
94	94	Brian Polhamus	10	6-1	144	TE/FS
95	95	Ryan Smith	10	6-1	145	WR/CB
96	96	Holden Berg	10	5-11	145	WR/CB
97	97	Jonathon Hake	10	5-11	162	TE/LB
98	98	Justin Offerle	10	5-5	140	RB/CB
99	99	Josh Blevins	11	6-0	162	TE/DE

# Fort Wayne Bishop Dwenger Saints

Class 4A



## Team Statistics

	FW Bishop Dwenger	Opponents
Total Points / Points Per Game	611 / 47.0	179 / 13.8
First Downs / Per Game	187 / 14.4	160 / 12.3
Rushing Yards / Per Game	4,000 / 307.8	1,231 / 94.9
Passing Yards / Per Game	1,500 / 115.4	1,787 / 137.5
Total Yards / Per Game	5,500 / 423.1	3,018 / 232.2
Fumbles Recovered By	15	16
Intercepted By	25	1
Total Punts / Average	22 / 33.1	44 / 30.2
Penalties / Yards	77 / 687	58 / 480

## Individual Statistics

Scoring	G	TD	1-Pt.	2-Pt.	FG	TP	PPG
20 Remound Wright	13	33	0	1	0	200	15.3
21 Jalen West	13	18	0	0	0	108	8.3
18 Greg Black	13	0	72	0	5	87	6.7
24 Steven Espinoza	13	9	0	0	0	54	4.2
84 Cameron Smith	13	6	0	0	0	36	2.8

Rushing	G	Att.	Yds.	TD	YPG	YPC	Long
20 Remound Wright	13	224	1,930	30	148.5	8.6	86
21 Jalen West	13	113	977	17	75.2	8.6	50
14 Patrick Ryan	13	55	251	2	19.3	4.6	55
10 Dalton Wheeler	13	30	156	3	17.3	5.2	8
24 Steven Espinoza	13	14	145	1	12.1	10.3	66

Passing	G	Comp.	Att.	Int.	TD	Yds.	YPG
14 Patrick Ryan	13	80	141	1	20	1,427	110
10 Dalton Wheeler	13	3	6	0	1	39	3
11 Jon Harrison	13	1	1	0	0	31	6

Receiving	G	Rec.	Yds.	TD	YPG	YPC	Long
84 Cameron Smith	13	19	396	6	30.5	20.8	54
24 Steven Espinoza	13	16	300	7	25.0	18.8	61
22 Aaron Dykhuizen	13	13	261	4	21.8	20.1	55
20 Remound Wright	13	14	198	2	15.2	14.1	30
21 Jalen West	13	8	125	1	9.6	15.6	25

Defense	G	Tackles	For Loss	Sacks	INT	FC	FR
46 Wilson Ganga	13	100	1	1/8	3	1	1
40 Nick McCarthy	13	90	3	6/31	0	1	0
36 Mike McCarthy	13	89	3	6/29	0	2	0
69 Tony Springmann	13	71	5	4/28	1	2	0
23 Evan Feichter	13	67	0	0	4	1	1

## State Finals History

State Champion: 1983 (3A), 1990 (3A), 1991 (3A)  
 State Runner-Up: 1978 (3A), 1996 (3A), 2002 (4A), 2008 (4A)  
 Appearances: 1978 (3A), 1983 (3A), 1990 (3A), 1991 (3A), 1996 (3A), 2002 (4A), 2008 (4A), 2010 (4A)



Chris Svarczkopf  
Head Coach



## Team Facts

School: Fort Wayne Bishop Dwenger High School  
 City/Town: Fort Wayne  
 County: Allen  
 Superintendent: Dr. Mark Myers  
 Principal: Jason Schiffl  
 Athletic Director: John Bennett  
 Head Coach: Chris Svarczkopf  
 Assistant Coaches: John Tone, David Watercutter, Brian Hartzog, John Eppard, Dave Bierbaum, Jim Sullivan, John Freistroffer, Andy Goodman, Eric Evans, Mike Shields, Shib Neddeff, Mike Weissert, Rick Krouse, Grant Veith, Colin Wilkins, Remound Wright, Greg Bierbaum, John Porter, Adam Neddeff, Cory Kitchen  
 Student Managers: Paul Klein, Sam Sliger, Nick Wharton, Alex Berg  
 Offensive Formation: Split Veer  
 Defensive Formation: 50  
 Colors: Old Gold, Navy, and White  
 Conference: Summit Athletic  
 Enrollment: 1,044  
 Last Year's W-L Record: 13-1

## Season Results (13-0)

8/20	Fort Wayne South Side	W	44-13
8/27	at FW Concordia Lutheran	W	59-7
9/3	Fort Wayne North Side	W	41-3
9/10	at Fort Wayne Northrop	W	52-0
9/17	Harding	W	42-0
9/24	at Fort Wayne Wayne	W	43-10
10/8	Fort Wayne Snider (2OT)	W	46-45
10/15	at Fort Wayne Bishop Luers	W	36-14
<b>Sectional</b>			
10/23	Northridge	W	56-0
10/29	East Noble	W	52-42
11/5	at Columbia City	W	50-7
<b>Regional</b>			
11/12	New Haven	W	42-26
<b>Semi-State</b>			
11/20	at Hammond Morton	W	48-12

## DEPTH CHART

### Offense

Pos.	No.	Name
QB	14	Patrick Ryan
QB	10	Dalton Wheeler
FB	21	Jalen West
FB	46	Wilson Ganga
TB	20	Remound Wright
TB	24	Steven Espinoza
FL	84	Cameron Smith
FL	24	Steven Espinoza
SE	22	Aaron Dykhuizen
SE	81	Nick Taylor
TE	15	Greg German
TE	49	Will Dahm
LT	69	Tony Springmann
LT	79	Jacob Turner
LG	54	Mike Yoder
LG	67	Corey Ng
C	58	Brian Bowers
C	53	Blake Bowers
RG	55	Bronson Hillman
RG	59	Zack Fortier
RT	73	Jarek Sliger
RT	75	Rob Becker

### Defense

Pos.	No.	Name
DE	69	Tony Springmann
DE	54	Mike Yoder
DE	40	Nick McCarthy
DE	51	Ben Evans
LT	75	Rob Becker
LT	67	Corey Ng
N	32	Connor McCann
N	36	Mike McCarthy
RT	58	Brian Bowers
RT	78	Brandon Herger
LB	46	Wilson Ganga
LB	44	Alex Wharton
LB	35	Mike McCarthy
LB	51	Ben Evans
C	21	Jalen West
C	22	Aaron Dykhuizen
C	20	Remound Wright
C	24	Steven Espinoza
SS	23	Evan Feichter
SS	25	Luke Tippmann
FS	84	Cameron Smith
FS	15	Nick German

### Specialists

Pos.	No.	Name
Punter	18	Greg Black
	19	Drew Lahmon
Place kicker	16	Greg Black
	56	Connor Friesner
Kickoffs	56	Connor Friesner
	18	Greg Black
Long Snapper	79	Jacob Turner
	61	Jack Downey
Holder	14	Patrick Ryan
	10	Dalton Wheeler
Punt Returns	23	Evan Feichter
	20	Remound Wright
Kickoff Returns	24	Steven Espinoza
	20	Remound Wright



## HEAD COACH PROFILE

Name: Chris Svarczkopf

Age: 55

Spouse's Name: Jane

Years Married: 32

Children's Names and Ages: Anne (Pappas) (31), Eileen (29), Nick (27), Theresa (24), Greg (21), Tony (18)

Current Occupation and Employer: Assistant Principal, Dean of Students, Diocese of Ft. Wayne – South Bend

No. of Yrs.: 9

If a teacher, what subjects and grades do you teach: also teach Leadership Development class

### Education

College: Purdue University, West Lafayette, Indiana

Year Graduated: 1977

Degree(s) / Major: B.S. Industrial Technology, M.S. Secondary Education from Indiana Univ. in 1988

High School: Cathedral

Year Graduated: 1973

### Athletic Participation

Sport	High School Years	College Years
Football	1969, '70, '71, '72	
Wrestling	1969, '70, '71, '72	1973, '74, '75, '76
Baseball / Track / Golf	1969 / '70 / '71	

As A High School Or College Player, Have You Ever Competed In A State Or National Championship Event In Any Sport? If Yes, Please Give Details: No

### Coaching Experience (Football Only)

Number of Years as Varsity Head Coach at Current School (ie: 5 years): 9 years

Actual Years as Varsity Head Coach at Current School (ie: 1996-2000): 2002 -2010

Won-Loss Record as Varsity Head Coach at Current School: 103-18

Overall Varsity Head Coaching Record: 103-18

Please list below where you've coached during your career starting with your current position:

School	Head / Asst.	No. of Years	Actual Years
Bishop Dwenger	Head	9	2002 - 2010
Bishop Dwenger	Assistant	2	2000 - 2001
FW North Side H.S.	Assistant	20	1978 - 1998

### Tournament Championships (As the Varsity Head Coach, list years your team won):

Sectional: 2002, 2003, 2006, 2007, 2008, 2009, 2010

Regional: 2002, 2003, 2006, 2007, 2008, 2009, 2010

Semi-State: 2002, 2008, 2010

State Championship:

### Something Interesting About You Personally Or Professionally That People Might Not Know:

Attended Purdue University on the Chic Evans Caddie Scholarship


Former Head Wrestling Coach at Fort Wayne North Side H.S.

Our six children are all Bishop Dwenger graduates.



# Indianapolis Cathedral Fighting Irish

## Class 4A



Lt.	Dk.	Name	Gr.	Ht.	Wt.	Position(s)	Lt.	Dk.	Name	Gr.	Ht.	Wt.	Position(s)
2	2	Sam Frederick	5-9	145	10	WR	49	49	Patrick Jones	6-1	220	12	TE
2	2	Ian Cureton	6-0	180	12	DB	50	50	Jonah Weaver	6-0	205	10	OL
4	4	John Turner	6-1	180	11	DB	50	50	Jacob Campbell	6-1	195	12	ILB
5	5	John Hummel	5-5	125	10	RB	51	51	Austin Orr	6-3	250	10	OL
6	6	Evan Oeding	5-9	165	10	DB	52	52	Colin Sandor	6-0	230	10	OL
7	7	Adrian Artis	5-11	190	12	OLB	53	53	Quincy Giles	6-1	190	11	ILB
8	8	Johnny Scotto	5-11	175	10	DB	54	54	Nicholas Bernauer	5-9	180	10	DL
9	9	Alec Bitar	6-2	175	11	WR/DB	55	55	Mickey Roessler	6-0	220	11	OL
10	10	Connor Barthel	6-3	200	12	QB	55	55	Conor Sweeney	6-2	180	10	LB
11	11	Eric Hinkes	5-10	180	10	TE	56	56	Taylor Shellman	6-1	200	11	OL
12	12	Connor Rice	6-2	175	10	QB	57	57	Joe Schroeder	6-3	175	11	DL
12	12	Kyle Cook	5-11	145	11	DB	58	58	David Shepard	6-0	215	12	DL
13	13	Chris Ward	5-11	160	10	QB	59	59	Ted Karras	6-4	295	12	OL
13	13	Jack Fleck	6-1	210	11	P/K	59	59	Jeff Zhao	5-8	190	11	ILB
14	14	Corey Babb	6-5	190	11	QB	60	60	Sean Bucherl	5-10	185	10	OL/DL
14	14	Charlie Millard	5-8	165	10	DB	60	60	Conner Mahoney	5-9	165	10	DL
15	15	Brandon Yosha	5-11	175	11	RB	61	61	Chris Reid	6-0	230	12	DL
15	15	Jack Stephens	5-10	165	10	LB	62	62	Kevin Blackwell	6-2	255	10	OL
16	16	John Roby	5-7	150	11	WR	62	62	Max Schroeder	6-3	175	10	DL
16	16	Will Hunker	5-10	175	11	OLB	63	63	John White	5-10	170	10	OL/DL
17	17	Chris Jones	5-8	145	10	WR	64	64	Logan Hess	6-1	220	10	OL/DL
17	17	Stanton Wilhite	5-11	180	12	DB	65	65	Chris Weber	6-5	245	12	OL
18	18	Cam Nelson	5-11	165	12	WR	66	66	Anyah Clark	5-10	205	10	OL/DL
19	19	Reece Horn	6-3	190	12	WR	67	67	Paul Schelbecker	5-10	165	11	DL
19	19	Stone Schneider	5-10	165	10	OLB	68	68	Michael Mitsch	6-0	235	11	DL
20	20	Deangelo Hinton	5-11	175	12	DB	70	70	Stephen Clark	6-0	245	12	OL
21	21	Tim Schultz	5-10	155	12	WR	71	71	Frank Leemhuis	6-0	210	11	OL
22	22	Gino Gillum	5-7	150	10	RB/DB	72	72	Chris Mercho	6-0	185	10	OL/DL
23	23	Cameron Pate	5-10	165	12	WR	72	72	Levi Kinney	5-8	280	11	DL
24	24	Scott Wolfe	5-10	175	12	RB	73	73	Tucker Gregor	5-8	180	10	OL/DL
25	25	Will Harrington	5-8	150	11	RB	74	74	Zach Jordan	6-0	240	10	OL
26	26	Ike Thomas	5-7	150	12	DB	75	75	Will Ash	6-2	360	11	OL
27	27	Stu Stanley	6-0	170	10	DB	76	76	R.J. Beckerich	6-0	190	12	OL
28	28	Drake Myers	5-11	170	11	DB	77	77	Patrick Sweeney	6-4	270	12	OL
29	29	Brennan Champion	5-8	140	10	DB	78	78	Tyler Knoblauch	5-8	280	12	OL
30	30	Paul Arduini	5-7	185	11	ILB	79	79	Jacob Bailey	6-4	260	11	OL
31	31	Doc Flowers	5-6	145	11	RB	80	80	Spenser Wilson	6-0	165	10	WR
31	31	Tyler Willis	5-9	190	11	DB	81	81	Wyatt Wood	5-8	145	10	WR
32	32	Johnny Kelley	6-1	180	10	TE	82	82	David Barger	6-3	175	10	TE/DE
32	32	John Zupancic	5-9	185	11	ILB	83	83	Evan Pulliam	6-2	190	11	DL
33	33	Zach Douglas	6-2	195	12	ILB	84	84	Stephen Baynes	6-2	190	11	WR
34	34	Collin Barthel	6-5	175	9	QB	85	85	Joe Huntington	6-1	160	10	ILB
35	35	Kyle Kennedy	6-3	210	12	ILB	86	86	Cole Leamson	6-1	185	11	WR
36	36	Joe Rushka	5-9	150	11	DB	86	86	Andrew Ash	6-0	160	10	OLB
37	37	Schuyler Montefalco	5-9	190	12	OLB	88	88	Anthony Corsaro	6-3	240	11	TE
38	38	Luke Cureton	6-1	200	10	RB	89	89	A.J. Keough	5-8	130	11	WR
38	38	Scott Pruett	5-10	150	11	ILB	90	90	Ryan Rodgers	5-11	175	10	OLB
39	39	Grant Kirkpatrick	5-7	115	10	DB	91	91	Cameron O'Connor	6-2	160	10	WR
40	40	Cooper Riddle	5-11	160	10	DB	91	91	David Kenney	6-1	220	10	DL
41	41	Michael Hornak	5-11	165	11	OLB	92	92	Gabe McAteer	6-0	180	10	TE
42	42	Chase Mattingly	6-0	190	11	ILB	93	93	Sampson Levingston	5-11	160	10	WR
43	43	Mitchell Hicks	6-0	185	11	RB	94	94	Ross Beretta	5-5	170	10	OL/DL
44	44	Jacob Peebles	5-11	175	11	OLB	95	95	Kai Neubacher	5-9	165	11	DB
45	45	Vincent Scotto	6-1	180	11	ILB	96	96	Austin George	5-7	175	11	OLB
46	46	Michael Kseniak	6-1	180	11	OLB	97	97	Bobby Mulligan	6-0	145	11	WR
47	47	Lou Stanley	5-7	190	12	RB	98	98	Connor Lenahan	6-0	150	10	WR/DB
48	48	Sam Snemis	5-10	185	11	ILB	99	99	Connor Rulman	6-2	225	11	DL

# Indianapolis Cathedral Fighting Irish

Class 4A



## Team Statistics

	Indpls. Cathedral	Opponents
Total Points / Points Per Game	568 / 40.6	248 / 17.7
First Downs / Per Game	294 / 21	191 / 13.6
Rushing Yards / Per Game	2,299 / 164.2	2,068 / 147.7
Passing Yards / Per Game	3,369 / 240.6	1,834 / 131.0
Total Yards / Per Game	5,668 / 404.9	3,902 / 278.7
Fumbles Recovered By	19	14
Intercepted By	20	8
Total Punts / Average	1,107 / 33.5	1,938 / 33.4
Penalties / Yards	99 / 838	90 / 697

## Individual Statistics

Scoring	G	TD	1-Pt.	2-Pt.	FG	TP	PPG
38 Luke Cureton	14	15	--	1	--	92	6.5
9 Alec Bitar	14	14	--	--	--	84	6
22 Gino Gillum	14	13	--	--	--	78	5.6
19 Reece Horn	13	11	--	--	--	66	5.1
10 Connor Barthel	14	9	--	--	--	54	3.9

Rushing	G	Att.	Yds.	TD	YPG	YPC	Long
22 Gino Gillum	14	108	691	12	57.6	6.4	36
10 Connor Barthel	14	131	555	9	39.6	4.2	49
38 Luke Cureton	14	86	520	14	40	6.0	44
49 Patrick Jones	13	17	89	2	6.8	5.2	10

Passing	G	Comp.	Att.	Int.	TD	Yds.	YPG
10 Connor Barthel	14	212	327	6	33	3,197	228
14 Corey Babb	5	10	14	1	3	150	30

Receiving	G	Rec.	Yds.	TD	YPG	YPC	Long
19 Reece Horn	13	77	1,297	11	99.8	16.8	56
9 Alec Bitar	14	43	783	14	55.9	18.2	54
16 John Roby	8	25	333	1	41.6	13.3	32
88 Anthony Corsaro	14	16	254	2	23.1	15.9	49
81 Wyatt Wood	9	14	188	2	20.9	13.4	24

Defense	G	Tackles	For Loss	Sacks	INT	FC	FR
31 Tyler Willis	14	80	4	1	2	--	--
37 Schuyler Montefalco	14	60	10.5	--	3	--	3
32 John Zupancic	14	52	8	2	--	1	--
35 Kyle Kennedy	8	52	6	3	--	2	--
7 Adrian Artis	12	45	5.5	6	1	--	--
27 Stu Stanley	12	41	1	--	1	--	--

## State Finals History

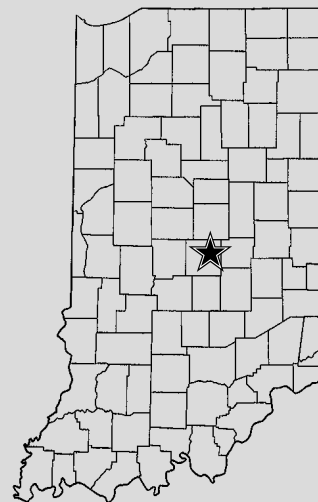
State Champion: 1986 (3A), 1992 (3A), 1996 (4A), 1998 (4A), 1999 (4A), 2006 (4A), 2008 (4A)

State Runner-Up: 1973 (3A), 1976 (3A), 1991 (3A)

Appearances: 1973 (3A), 1976 (3A), 1986 (3A), 1991 (3A), 1992 (3A), 1996 (4A), 1998 (4A), 1999 (4A), 2006 (4A), 2008 (4A), 2010 (4A)



Rick Streiff  
Head Coach



## Team Facts

School: Indianapolis Cathedral High School  
 City/Town: Indianapolis  
 County: Marion  
 Superintendent: Stephen Helmich  
 Principal: David Worland  
 Athletic Director: Jim McLinn  
 Asst. Athletic Director: Terry L. Fox  
 Head Coach: Rick Streiff  
 Assistant Coaches: Mic Roessler, Adam Barth, Terry Taphorn, Tim Barthel, Greg Boysaw, Darvell Huffman, Nick Lyons, Jeff Lakin, Jacob Kubuske, Mike Prior, Darrick Brownlow, Tim Peterson, Justun Sharp, Bakari Posey, Joe Polizzi  
 Student Managers: Alyssa O'Malia, Monica Peebles, Elizabeth Subrin, Katie Kaufman, Beth Kramer, Teresa Schrader  
 Offensive Formation: Multiple  
 Defensive Formation: 3-3  
 Colors: Navy and Old Gold  
 Conference: Independent  
 Enrollment: 1,253  
 Last Year's W-L Record: 12-2

## Season Results (11-3)

8/20	at Carmel	L	21-28
8/28	vs. East St. Louis (IL)	W	Forfeit
9/3	at Cincinnati St. Xavier (OH)	L	24-28
9/10	at Indpls. Bishop Chatard	W	40-14
9/17	Indianapolis Arlington	W	31-20
9/25	vs. Roncalli	W	41-10
10/1	Cincinnati Moeller (OH)	W	35-10
10/8	at Indpls. Arsenal Tech.	W	56-14
10/16	Birmingham Rice (MI)	L	7-14

### Sectional

10/22	at Indpls. Broad Ripple	W	53-6
10/29	Indianapolis Northwest	W	78-14
11/5	Roncalli	W	48-7

### Regional

11/12	at Pendleton Heights	W	56-24
-------	----------------------	---	-------

### Semi-State

11/20	Evansville Reitz	W	56-28
-------	------------------	---	-------

## Depth Chart

### Offense

Pos.	No.	Name
TE	88	ANTHONY CORSARO
	49	PAT JONES
LT	59	TED KARRAS
	77	PATRICK SWEENEY
LG	70	STEPHEN CLARK
	71	FRANK LEEMHUIS
C	55	MICKY ROESSLER
	74	ZACH JORDAN
RG	75	WILL ASH
	52	COLIN SANDOR
RT	79	JACOB BAILEY
	64	LOGAN HESS
QB	10	CONNOR BARTHEL
	14	COREY BABB
FB	49	PAT JONES
	38	LUKE CURETON
RB	38	LUKE CURETON
	22	GINO GILLUM
WR	9	ALEC BITAR
	16	JOHN ROBY
WR	19	REECE HORN
	81	WYATT WOOD

### Defense

Pos.	No.	Name
DE	83	EVAN PULLIAM
	99	CONNOR RULMAN
DE	91	DAVID KENNEY
	99	CONNOR RULMAN
N	58	DAVID SHEPARD
	47	LOU STANLEY
M	32	JOHN ZUPANCIC
	48	SAM SNEMIS
S	53	QUINCEYGILES
	45	VINCENT SCOTTO
W	7	ADRIAN ARTIS
	33	ZACH DOUGLAS
OLB	44	JACOB PEEBLES
	16	WILL HUNKER
OLB	37	SCHUYLAR MONTEFALCO
	46	MICHAEL KNSENIAK
FS	31	TYLER WILLIS
	27	STU STANLEY
CB	4	JOHN TURNER
	17	STANTON WILHITE
CB	2	IAN CURETON
	20	DEANGELO HINTON

### Specialists

Pos.	No.	Name
Punter	13	JACK FLECK
Placekicker	28	DRAKE MYERS/13 JACK FLECK
Kickoffs	13	JACK FLECK
Long Snapper	51	AUSTIN ORR
Holder	9	ALEC BITAR
Punt Returns	16	JOHN ROBY
Kickoff Returns	16	JOHN ROBY

## HEAD COACH PROFILE

Name: Rick Streiff  
Age: 48  
Spouse's Name: Julianne Streiff  
Years Married: 23  
Children's Names and Ages: John 20, Lauren 17, Tom 14  
Current Occupation and Employer: Teacher Cathedral High School  
No. of Yrs.: 16 years at Cathedral 21 Years total  
If a teacher, what subjects and grades do you teach: Geography

### Education

College: Butler University  
Year Graduated: 1984  
Degree(s) / Major: Secondary Education  
High School: Monrovia IN  
Year Graduated: 1980

### Athletic Participation

Sport	High School Years	College Years
Football	1976-1980	1980-1984
Basketball	1976-80	
Track	1976-80	

As A High School Or College Player, Have You Ever Competed In A State Or National Championship Event In Any Sport? If Yes, Please Give Details: NCAA D-II National playoffs 1983

### Coaching Experience (Football Only)

Number of Years as Varsity Head Coach at Current School (ie: 5 years):21  
Actual Years as Varsity Head Coach at Current School (ie: 1996-2000): 16  
Won-Loss Record as Varsity Head Coach at Current School:155-34  
Overall Varsity Head Coaching Record: 178-77

Please list below where you've coached during your career starting with your current position:

School	Head / Asst.	No. of Years	Actual Years
Bishop Chatard	ASST	3	1985-88
Brebeuf Prep	HC	1	1988-89
Cathedral HS	HC	13	1989-2002
North Central HS	HC	4	2002-2006
Cathedral HS	HC	3	2008-Present


### Tournament Championships (As the Varsity Head Coach, list years your team won):

Sectional: 10 1991, 1992,1993, 1996, 1998, 1999, 2001, 2008, 2009, 2010  
Regional: 9 1991, 1992, 1996, 1998, 1999, 2001, 2008, 2009, 2010  
Semi-State: 7 1991, 1992, 1996, 1998, 1999, 2008, 2010  
State Championship: 5 1992, 1996, 1998, 1999, 2008



# Fishers Tigers

## Class 5A



Lt.	Dk.	Name	Gr.	Ht.	Wt.	Position(s)	Lt.	Dk.	Name	Gr.	Ht.	Wt.	Position(s)
2	2	Austin Moore	10	5-11	140	K	45	45	Zach Cederholm	11	5-9	165	S
3	3	Brian Sutton	12	6-0	178	WR/DB	46	46	Cam Vanderberg	11	6-1	180	LB
4	4	Keith Johnson	12	5-9	155	CB	47	47	Drew Broughton	9	6-3	225	DE
5	5	Alphonso Hines	12	6-3	180	WR	48	48	Jaelen Horton	11	5-6	140	TB
6	6	Matt Woolwine	11	6-1	182	S	49	49	Matt VanHoosen	10	6-1	172	LB
7	7	J-Shun Harris	9	5-9	150	WR/CB	50	50	Scott Sirk	10	5-10	160	DE
8	8	Koby Orris	12	6-0	180	QB/S	51	51	Jon Miller	12	5-11	228	DT
9	9	Jake McCall	12	6-0	154	CB	52	52	Nick Tamanini	10	5-8	140	LB
9	9	Michael Myers	9	6-0	155	QB	53	53	Ian Warner	10	5-10	194	DT
10	10	Dacian Martinez	9	5-10	165	QB	54	54	Lucas Green	10	5-10	195	OG
11	11	R. C. Hauser	12	6-2	180	WR	55	55	Brady Quackenbush	9	6-0	190	OG
12	12	Connor McCalley	12	5-10	164	TB	56	56	Sam Makadji	11	6-2	206	DE
13	13	Tommy Ranz	11	6-0	142	CB	57	57	Ryan Coleman	10	6-1	220	DE
14	14	Collin Brand	10	5-10	145	DB	58	58	David Bowser	11	6-1	231	DT
15	15	Jake Rogers	10	5-10	145	DB	59	59	Tony Sandleben	10	6-0	190	OG
16	16	Michael Tumblin	10	5-11	150	P/K	60	60	Patrick Stevens	11	6-1	220	C/OG
17	17	Ross Gallant	10	5-11	148	CB	61	61	Khyler Jones	11	5-11	198	OT
18	18	Ben Pritchett	10	5-11	160	QB	62	62	Taylor Halstead	12	6-1	210	DE
19	19	Brian Nunn	12	5-10	155	P	63	63	Ian Ransford	10	6-1	188	DT
20	20	Sean Campbell	10	5-8	140	P/K	64	64	Brayon Gary	10	6-0	214	DT
21	21	Brandon Gray	12	5-8	131	CB	65	65	Chris Chang	11	6-0	236	C/OG
21	21	Harvey Allen	9	5-7	145	TB	66	66	Grant Gwaltney	10	5-9	180	LB
22	22	Christian Martin	10	5-9	156	TB/S	67	67	Grant Baldwin	10	6-1	244	OG
22	22	Alex Sahakian	9	5-10	140	K/P	68	68	Jordan Willy	12	6-2	260	OG/DT
23	23	Jarrett Jefferson	11	5-8	125	CB	69	69	Joe Held	10	5-9	182	DT
24	24	Eric Davis	11	5-11	192	TB	70	70	Trey Henderson	9	5-9	200	OT
25	25	Tanner Davis	10	5-9	134	WR	71	71	Doug Anders	12	6-1	230	OT/OG
25	25	John Graves	9	6-0	160	S	72	72	Alec Halstead	11	6-2	245	DT
26	26	DiQuis Manley	10	5-10	148	WR	73	73	Sam Kolthoff	10	6-2	255	OG/C
27	27	Patrick Weiler	12	6-0	200	LB	74	74	Zach Gorge	11	6-4	268	OT/DT
28	28	Tyler Cahill	12	5-10	150	WR	75	75	Michael Mango	12	6-5	270	OT
30	30	Seth Riley	10	5-10	168	S	76	76	Sam Walker	10	6-1	288	OT
31	31	Scott Wood	10	5-10	162	TB	77	77	Marshall Fettig	10	6-4	277	OT
32	32	Phil Warner	12	5-11	195	LB	78	78	Luke Jackson	10	6-1	248	OT
33	33	Max Larreur	12	5-10	155	K	79	79	Cody Moore	10	6-1	285	OT/DT
34	34	Matt Lewis	10	5-9	152	DB	80	80	Talha Tufail	11	5-11	150	WR
34	34	Patrick Chavis	9	6-0	161	TB	82	82	Mark Schulte	10	5-10	145	WR
35	35	Mark Madden	11	5-8	162	TB	83	83	Max Leamer	10	5-10	158	WR
36	36	Mitch Sliga	10	6-1	192	FB	84	84	Michael Kemna	11	6-1	188	TE
37	37	Marcus Pickett	11	6-0	180	FB	85	85	Derek Myers	11	6-2	195	TE
38	38	Wes Kiskaden	12	6-0	190	LB	86	86	Jordan Ninde	12	6-2	188	DE
39	39	Rob Peck	10	5-11	172	LB	87	87	Justin Winenger	10	6-1	191	TE
40	40	Jake Beachler	10	5-9	161	LB	88	88	Dakota Slaughter	12	6-7	210	TE
41	41	Griffin Hulecki	9	6-0	178	LB	89	89	Jalen Hardy	11	6-0	155	WR
42	42	Ronnie Thomas	10	5-8	145	CB	90	90	Josh Willard	10	6-0	165	DE
43	43	Cody Jones	11	5-10	204	FB	91	91	Cameron Allen	12	6-1	208	TE
44	44	Liam Duddy	10	6-0	178	LB							

# Fishers Tigers

## Class 5A



### Team Statistics

	Fishers	Opponents
Total Points / Points Per Game	412 / 29.4	223 / 15.9
First Downs / Per Game	251 / 17.9	207 / 14.8
Rushing Yards / Per Game	2,759 / 197.1	1,519 / 108.5
Passing Yards / Per Game	2,148 / 153.4	2,396 / 171.1
Total Yards / Per Game	4,907 / 350.5	3,915 / 279.6
Fumbles Recovered By	8	1
Intercepted By	22	8
Total Punts / Average	35 / 35.4	45 / 33.9
Penalties / Yards	69 / 558	61 / 478

### Individual Statistics

Scoring	G	TD	1-Pt.	2-Pt.	FG	TP	PPG
33 Max Larreur	14	0	46	0	13	85	6.1
8 Koby Orris	14	10	0	0	0	60	4.3
11 R.C. Hauser	14	10	0	0	0	60	4.3
12 Connor McCalley	7	8	0	0	0	48	6.9
88 Dakota Slaughter	14	7	0	0	0	42	3.0

Rushing	G	Att.	Yds.	TD	YPG	YPC	Long
8 Koby Orris	14	141	855	10	61.1	6.1	80
12 Connor McCalley	7	91	576	7	52.4	6.3	87
36 Mitch Sliga	14	98	390	3	27.9	4.0	33
24 Eric Davis	11	85	378	2	34.4	4.4	33
3 Brian Sutton	7	49	236	1	33.7	4.8	27

Passing	G	Comp.	Att.	Int.	TD	Yds.	YPG
8 Koby Orris	14	133	235	8	28	2,053	147
18 Ben Pritchett	5	10	11	0	1	55	11
9 Michael Myers	3	3	3	0	0	40	13

Receiving	G	Rec.	Yds.	TD	YPG	YPC	Long
5 Alphonso Hines	14	38	418	3	29.9	11.0	31
11 R.C. Hauser	14	36	838	10	59.9	23.3	92
88 Dakota Slaughter	14	19	266	7	19.0	14.0	22
83 Max Leamer	14	18	281	3	20.1	15.6	56
91 Cameron Allen	14	12	96	3	6.9	8.0	17

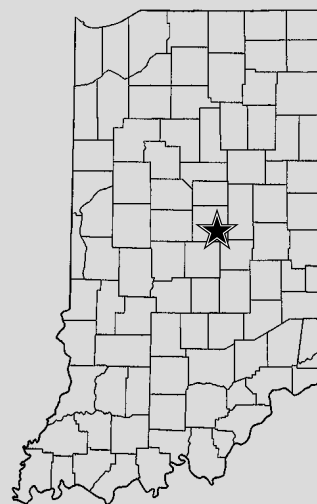
Defense	G	Tackles	For Loss	Sacks	INT	FC	FR
3 Brian Sutton	14	88	3 (-11)	0	2	2	3
32 Phil Warner	12	75	5 (-20)	5	0	2	0
39 Bob Peck	12	63.5	6 (-19)	3	2	1	0
62 Taylor Halstead	14	64	20 (-83)	11	0	3	2
30 Seth Riley	14	51.5	1 (-3)	0	4	0	1
38 Wes Kiskaden	13	46	2 (-17)	0	0	0	0

### State Finals History

First Appearance



Rick Wimmer  
Head Coach



### Team Facts

School: Fishers High School  
 City/Town: Fishers  
 County: Hamilton  
 Superintendent: Dr. Brian Smith  
 Principal: Jason Urban  
 Athletic Directors: Jim Brown and Jon Miles  
 Head Coach: Rick Wimmer  
 Assistant Coaches: John Jud, Pat Schooley, Adam Stevenson, Michael Kelly, Jayvis Mason, Tony Farrell, Scott Rhodes, Ryan Wimmer, Matt Leber, Donovan Pitts, John Brooks, Curt Trout, Jeff Harkin, Brad Kroft, Chuck Shroyer  
 Strength Coach: Randy Wheeler  
 Trainers: Jeff Fanciosi and Bruce Willard  
 Student Managers: Rachel Lindemann, Katie Keck, Sam Lewandowski, and Joe Fitzgerald  
 Offensive Formation: Multiple Pro  
 Defensive Formation: 4-3  
 Colors: Red, Silver, and White  
 Conference: Hoosier Crossroads  
 Enrollment: 2,200  
 Last Year's W-L Record: 9-2

### Season Results (13-1)

8/20	Noblesville	W	23-3
8/27	at Hamilton Southeastern	L	17-40
9/3	Westfield	W	28-0
9/10	Avon (2OT)	W	41-38
9/17	at Harrison (WL)	W	24-7
9/24	at McCutcheon	W	35-14
10/1	Zionsville	W	21-7
10/8	at Lafayette Jefferson	W	41-26
10/15	Brownsburg	W	22-21
<b>Sectional</b>			
10/22	Westfield	W	38-7
10/29	at Carmel	W	17-14
11/5	Hamilton Southeastern	W	28-0
<b>Regional</b>			
11/12	at Fort Wayne Snider	W	47-34
<b>Semi-State</b>			
11/19	Valparaiso	W	30-12

## DEPTH CHART

### Offense

Pos.	No.	Name
LT	74	Zach Gorge
LT	71	Doug Anders
LG	60	Patrick Stevens
LG	79	Cody Moore
C	65	Chris Chang
C	54	Lucas Green
RG	68	Jordan Willy
RG	61	Khyler Jones
RT	75	Michael Mango
RT	76	Sam Walker
TE	88	Dakota Slaughter
TE	91	Cameron Allen
FB	36	Mitch Sliga
FB	43	Cody Jones
TB	24	Eric Davis
TB	3	Brian Sutton
WR	11	R C Hauser
WR	83	Max Leamer
WR	5	Alphonso Hines
WR	80	Talha Tufail
QB	8	Koby Orris
QB	18	Ben Pritchett

### Defense

Pos.	No.	Name
DE	62	Taylor Halstead
DE	57	Ryan Coleman
DT	68	Jordan Willy
DT	47	Drew Broughton
NT	79	Cody Moore
NT	58	David Bowser
DE	56	Sam Makadji
DE	86	Jordan Ninde
MLB	32	Phil Warner
MLB	41	Griffin Walker
SLB	39	Rob Peck
SLB	38	Wes Kiskaden
WLB	38	Patrick Weiler
WLB	44	Liam Duddy
SS	3	Brian Sutton
SS	6	Matt Woolwine
FS	30	Seth Riley
FS	8	Koby Orris
CB	11	R C Hauser
CB	7	J-Shun Harris
CB	21	Brandon Gray
CB	4	Keith Johnson

### Specialists

Pos.	No.	Name
Punter	11	R C Hauser
Placekicker	33	Max Larreur
Kickoffs	33	Max Larreur
Long Snapper	43	Punt – Cody Jones
	60	PAT – Pat Stevens
Holder	21	Brandon Gray
Punt Returns	3	Brian Sutton
	11	R C Hauser
Kickoff Returns	3	Brian Sutton
	7	J-Shun Harris



## HEAD COACH PROFILE

Name: Rick Wimmer

Age: 54

Spouse's Name: Chrys Wimmer

Years Married: 6

Children's Names and Ages: Cori (28) and Adam Arkins, Clint Wimmer (26), Steffany (28) and Chris Bearden, and Tiffany (28) and Luke Johnson.

Current Occupation and Employer: Hamilton Southeastern Schools/Teacher

No. of Yrs.: 5

If a teacher, what subjects and grades do you teach: Physical Education – High School

### Education

College: University of Indianapolis and Ball State University

Year Graduated: 1978 and 1982

Degree(s) / Major: BS Physical Education, English and MA Physical Education, English.

High School: Huntington North High School

Year Graduated: 1974

### Athletic Participation

Sport	High School Years	College Years
Football	1970-73	1974-77
Track	1971-73	

As A High School Or College Player, Have You Ever Competed In A State Or National Championship Event In Any Sport? If Yes, Please Give Details:

I was a member of the 1975 Indiana Central (now University of Indianapolis) football team that qualified for the NCAA Division 3 Playoffs. We lost to Wittenberg. I did not play. I was a back-up, back-up QB (maybe even another "back-up" would be more accurate).

### Coaching Experience (Football Only)

Number of Years as Varsity Head Coach at Current School (ie: 5 years): 5 years

Actual Years as Varsity Head Coach at Current School (ie: 1996-2000): 2006-Present

Won-Loss Record as Varsity Head Coach at Current School: 36-21

Overall Varsity Head Coaching Record: 200-104

Please list below where you've coached during your career starting with your current position:

School	Head / Asst.	No. of Years	Actual Years
Fishers HS	HC	5	2006-Present
Greenwood HS	HC	9	1997-2005
Merrillville HS	HC	9	1988-1996
Zionsville HS	HC	5	1983-1987
Rushville HS	Assistant	5	1978-1982

### Tournament Championships (As the Varsity Head Coach, list years your team won):

Sectional: Zionsville 1986, 1987; Merrillville 1992; Greenwood 2005; Fishers 2010

Regional: Zionsville 1987; Merrillville 1992; Fishers 2010

Semi-State: Zionsville 1987; Fishers 2010

State Championship: Zionsville 1987

### Something Interesting About You Personally Or Professionally That People Might Not Know:

Professionally – Teams at every school where I've been a head coach have won conference and sectional titles. I am very proud of that.



# Lawrence Central Bears

## Class 5A



Lt.	Dk.	Name	Gr.	Ht.	Wt.	Position(s)	Lt.	Dk.	Name	Gr.	Ht.	Wt.	Position(s)
1	1	Vladimir Cardenas	12	6-1	190	P/K	47	47	Greg Fletcher	10	6-0	210	LB
2	2	Dewayne Clemmons	12	5-9	165	DB	48	48	Deshawn Wortham	10	5-10	180	RB
3	3	Jordan Morris	11	6-0	170	WR	49	49	Trayon Turner	10	5-10	180	LB
4	4	Robert Davis	12	5-9	200	RB	49	49	Curtis Forte	10	5-7	185	LB
5	5	Desmond Cheeseborough	12	5-11	165	WR	50	50	Dorian Niemritz	12	6-1	200	LB
5	5	Antonio Jones	10	5-8	145	DB	51	51	Jason Jones	11	5-10	181	DL
6	6	Dominique Robinson	11	5-10	170	DB	52	52	John Savage	11	6-0	210	OL
7	7	Dominique Bryant	12	5-11	170	DB	53	53	Darrell Coleman	10	5-11	210	LB
8	8	Andrew Anderson	12	6-1	200	WR	54	54	Josh Blake	12	5-10	230	OL
9	9	Myron Hamilton	10	5-10	185	RB	55	55	Derrick Dunlap	10	6-2	205	LB
10	10	Jalen Easler	10	5-8	150	DB	56	56	Steve Cox	10	5-8	200	DL
10	10	Xavier Moses	12	5-7	150	WB	57	57	Tyrone Payton	12	5-10	200	DL
11	11	Dre Townsend	11	6-1	205	QB	58	58	McKenzie Burns	10	5-10	230	FB
12	12	Drake Christen	10	5-10	160	QB	59	59	Avery Thomas	12	6-1	225	DL
13	13	Tre Roberson	12	6-1	170	QB	60	60	R J Devince	12	6-3	220	OL
14	14	Anthony Shelman	11	5-8	155	WB	61	61	Marcus Murff	10	5-10	190	OL
15	15	Eric Stahl	11	6-1	175	QB	62	62	Wesley Rogers	11	6-4	270	OL
16	16	Mike Smith	12	5-9	155	DB	63	63	Cordia Bankhead	10	5-10	230	OL
17	17	Glenn Jones	11	5-10	170	DB	64	64	Devon Smithson	10	5-10	190	OL
18	18	Isaiah Townsend	10	5-10	165	WB	65	65	Alex Karnes	11	5-10	190	OL
19	19	Kevin Brown	11	6-1	185	DB	66	66	Nick Pfenning	12	5-11	210	DL
20	20	Dominique Mitchell	11	6-2	170	DB	67	67	Reggie Clark	12	6-0	225	OL
21	21	Colton Gordon	12	6-0	210	LB	68	68	Kevin Nguyen	11	5-10	170	P/K
22	22	Jaylen Clark	12	5-9	200	LB	69	69	Conan Dickerson	10	6-2	239	OL
23	23	Marcellion Gardner	11	5-8	155	WB	70	70	Eli Boyd	10	6-0	280	OL
24	24	Chris Cunningham	12	5-10	185	LB	71	71	Aaron Seats	10	6-1	210	DL
25	25	Delon Pettiford	10	5-9	170	WB	72	72	Joe Brown	10	5-11	220	DL
25	25	Marcus Goodner	10	5-8	150	DB	73	73	Eric Thigpen	12	6-3	280	DL
26	26	Joe Buhle	11	5-9	160	DB	74	74	Tim Gardner	10	6-5	330	OL
27	27	Jalen Homan	11	5-9	180	LB	75	75	Adrian Chandler	10	6-0	300	OL
28	28	Meredith Turner	12	5-8	175	WB	76	76	Robert Denny	12	6-5	310	OL
29	29	Tyler Echols	11	5-6	165	LB	77	77	Sam Torres	10	5-11	280	OL
30	30	Brandon Williamson	11	5-8	190	FB	79	79	Darius Smith	12	6-4	310	OL
31	31	Arlonzo Scott	10	5-10	160	DB	80	80	Elliot Baker	12	5-11	165	WR
31	31	Mike Steele	12	5-10	165	DB	81	81	Richard Freeman	10	6-6	180	WR
32	32	Jordan McMillin	12	5-11	170	DB	82	82	Corey Mount	10	5-8	135	DB
33	33	Nick Ruscelli	12	5-11	190	FB	83	83	Da Quan Brown	10	6-3	170	WR
34	34	Tyja Thompson	10	5-10	165	WB	85	85	Marcus Spear	10	5-8	130	DB
35	35	Darien Taylor	10	6-0	180	WB	86	86	Michael Hall	10	6-2	175	WR
36	36	Earl Wynn	10	5-10	170	LB	87	87	Sedric Lowery	10	6-0	170	WR
36	36	Melvin Lipscomb	12	6-0	180	WB	88	88	Braylon Pyle	10	6-0	160	WR
37	37	Michael Taylor	12	5-10	180	LB	89	89	Trey White	10	5-11	170	WR
37	37	Mike Zinerman	10	5-8	159	DB	90	90	Dominique Williams	12	5-10	220	DL
38	38	Devin McElveen	12	6-1	190	DB	91	91	Deshai Powell	10	6-3	200	DE
39	39	Quinten Turman	10	5-9	150	DB	92	92	Derric Moody	10	5-8	180	LB
40	40	Chris Trice	11	5-10	180	LB	93	93	Davonte Tobin	12	5-10	210	LB
41	41	Jonathan Jones	11	5-10	180	FB	94	94	Aaron Hawthorne	10	6-2	210	TE
42	42	Tyrell Reid	12	6-1	200	LB	95	95	Knox Batie	10	6-4	210	DE
43	43	Michael Gaston	11	5-10	170	LB	96	96	Tasi Faitele	11	5-9	210	DL
44	44	Shemiah Townsend	11	6-0	210	LB	97	97	Jawann Johnson	12	5-8	190	LB
45	45	Tierre Edwards	11	5-8	180	LB	98	98	Jon Johnson	12	5-8	190	LB
46	46	Branden Ballard	11	5-11	170	DB	99	99	John Jones	11	6-3	240	TE

# Lawrence Central Bears

## Class 5A



### Team Statistics

	Warren Central	Opponents
Total Points / Points Per Game	531 / 37.9	254 / 18.1
First Downs / Per Game	252 / 18	182 / 13
Rushing Yards / Per Game	4,013 / 287	2,109 / 150.4
Passing Yards / Per Game	2,413 / 172.36	1,774 / 126.7
Total Yards / Per Game	6,426 / 459	3,883 / 277.1
Fumbles Recovered By	18	12
Intercepted By	9	3
Total Punts / Average	21 / 25	N/A
Penalties / Yards	N/A	N/A

### Individual Statistics

Scoring	G	TD	1-Pt.	2-Pt.	FG	TP	PPG
13 Tre Roberson	14	19	--	1	--	116	8.2
14 Anthony Shelman	14	19	--	--	--	114	8.1
1 Vladimir Cardenas	14	--	51	--	3	60	4.3
8 Andrew Anderson	14	8	--	--	--	48	3.4
33 Nick Ruscetti	14	8	--	--	--	48	3.4

Rushing	G	Att.	Yds.	TD	YPG	YPC	Long
13 Tre Roberson	14	254	1,876	19	134.0	7.4	86
14 Anthony Shelman	14	90	674	9	48.1	7.5	80
4 Rob Davis	14	62	537	5	38.4	8.6	80
23 Marcellion Gardner	14	71	500	2	35.7	7.0	77
33 Nick Ruscetti	14	40	199	8	14.2	4.9	15

Passing	G	Comp.	Att.	Int.	TD	Yds.	YPG
13 Tre Roberson	14	129	214	3	23	2,413	172.74
11 Dre Townsend	14	2	2	0	2	40	

Receiving	G	Rec.	Yds.	TD	YPG	YPC	Long
14 Anthony Shelman	14	29	713	10	51	24.6	93
8 Andrew Anderson	14	21	462	7	33	22.0	65
5 Desmond Cheeseborough	14	35	509	2	36.3	14.5	60
23 Marcellion Gardner	14	18	352	2	25.1	19.5	82
4 Rob Davis	14	12	190	1	13.6	15.8	32

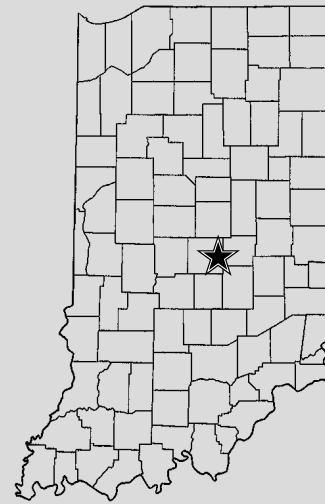
Defense	G	Tackles	For Loss	Sacks	INT	FC	FR
7 Dominique Bryant	14	100	--	3	0	0	1
21 Colton Gordon	14	92	--	6	1	1	1
37 Mike Taylor	14	89	--	6	0	1	5
22 Jaylen Clark	14	82	--	2	2	1	0
2 Dewayne Clemons	14	65	--	0	4	0	2
19 Kevin Brown	10	64	--	3	0	1	1

### State Finals History

First Appearance



Jayson West  
Head Coach



### Team Facts

School: Lawrence Central High School  
 City/Town: Indianapolis  
 County: Marion  
 Superintendent: Dr. Concetta Raimondi  
 Principal: Dr. Kevin Brown  
 Athletic Director: Sandra Walter  
 Asst. Athletic Director: Alfie Hernandez  
 Head Coach: Jayson West  
 Assistant Coaches: Rob Robertson, Rick Carrico, Jeff Cardinal, Darnell Bass, Aaron Warnecke, D'Andre Davis, Rashad Barksdale, Desmoine Cooksey, Tim Feezle, Charlie Pinkerton, Bill Tucker, David Farrell, Pat Jester, Andy Howard, Ronald Scroggins  
 Student Managers: Tyeisha Belton, Eboni Turman, Shavauna Smith  
 Offensive Formation: Spread  
 Defensive Formation: 3-4  
 Colors: Maroon and Grey  
 Conference: Conference Indiana  
 Enrollment: 2,500  
 Last Year's W-L Record: 6-6

### Season Results (13-1)

8/20 Lawrence North W 19-6  
 8/27 at North Central (Indpls.) W 42-19  
 10/3 Perry Meridian W 41-0  
 10/10 at Pike L 14-37  
 10/17 Columbus North W 43-21  
 10/24 at Bloomington South W 42-17  
 10/1 Southport W 49-13  
 10/9 vs. Franklin Central W 38-10  
 10/15 at Bloomington North W 51-20

#### Sectional

10/22 at Warren Central W 35-14  
 10/29 Perry Meridian W 39-14  
 11/5 at Southport W 31-27

#### Regional

11/12 Avon W 46-39

#### Semi-State

11/19 at Bloomington North W 41-17

## DEPTH CHART

### Offense

Pos.	No.	Name
Q	13	TRE ROBERSON
Q	11	DRE TOWNSEND
FB	4	ROB DAVIS
FB	33	NICK RUSCETTI
WB	14	ANTHONY SHELMAN
WB	28	PJ TURNER
WB	11	DRE TOWNSEND
WB	23	MARCELLION GARDNER
WR	7	ANDREW ANDERSON
WR	17	GLEN JONES
WR	5	DESMOND CHEESEBOUROUGH
WR	20	JORDAN MORRIS
LT	76	ROB DENNY
LT	60	RJ DEVINCE
LG	67	REGGIE CLARK
LG	52	JOHN SAVAGE
OC	62	WES ROGERS
OC		SAM TORRES
RG	54	JOSH BLAKE
RG	99	JON JONES
RT	74	TIM GARDNER
RT	70	ELI BOYD

### Defense

Pos.	No.	Name
NG	90	DOMINIQUE WILLIAMS
NG	57	TYRONE PAYTON
DT	73	ERIC THIGPEN
DT	66	NICK PFENNING
DT	59	AVERY THOMAS
DT	93	DAVONTE TOBIN
DE	50	DORIAN NIEMRITZ
DE	42	TYREL REID
DE	37	MICHAEL TAYLOR
DE	97	JUWANN JOHNSON
LB	21	COLTON GORDON
LB	98	JON JOHNSON
LB	22	JAYLEN CLARK
LB	44	SHEMIAH TOWNSEND
C	2	DEWAYNE CLEMONS
C	32	JORDAN MCMILLAN
SS	7	DOMINIQUE BRYANT
SS	24	CHRIS CUNNINGHAM
FS	19	KEVIN BROWN
FS	38	DEVIN MCELVEEN
C	31	MIKE STEELE
C	20	DOMINIQUE MITCHELL

### Specialists

Pos.	No.	Name
Punter	13	TRE ROBERSON
	1	VLADIMIR CARDENAS
Placekicker	1	VLADIMIR CARDENAS
	68	KEVIN NGUYEN
Kickoffs	1	VLADIMIR CARDENAS
	68	KEVIN NGUYEN
Long Snapper	33	NICK RUSCETTI
	99	JON JONES
Holder	12	DRAKE CHRISTEN
	1	VLADIMIR CARDENAS
Punt Returns	13	TRE ROBERSON
	23	MARCELLION GARDNER
Kickoff Returns	14	ANTHONY SHELMAN
	23	MARCELLION GARDNER

## HEAD COACH PROFILE

Name: JAYSON WEST

Age:39

Spouse's Name: VICTORIA WEST

Years Married: 6

Children's Names and Ages: BO EVAN WEST – 3, KYE MICAH WEST – 6 MO, RYN OLIVIA WEST – 6 MO

Current Occupation and Employer: TEACHER/HEAD COACH – LAWRENCE CENTRAL HIGH SCHOOL

No. of Yrs.: 4

If a teacher, what subjects and grades do you teach: PHYSICAL EDUCATION AND WEIGHT TRAINING 9-12

### Education

College: BALL STATE UNIVERSITY

Year Graduated: 1995

Degree(s) / Major: HISTORY AND PHYSICAL EDUCATION

High School: TRITON CENTRAL

Year Graduated: 1990

### Athletic Participation

Sport	High School Years	College Years
FOOTBALL	1987-1990	1991-1994
WRESTLING	1987-1990	
TRACK	1987-1990	

As A High School Or College Player, Have You Ever Competed In A State Or National Championship Event In Any Sport? If Yes, Please Give Details:

NO

### Coaching Experience (Football Only)

Number of Years as Varsity Head Coach at Current School (ie: 5 years): 3 YEARS

Actual Years as Varsity Head Coach at Current School (ie: 1996-2000): 3 YEARS

Won-Loss Record as Varsity Head Coach at Current School: 26-10

Overall Varsity Head Coaching Record: 26-10

Please list below where you've coached during your career starting with your current position:

School	Head / Asst.	No. of Years	Actual Years
LAWRENCE CENTRAL	HEAD	3 YEARS	2008- PRESENT
LAWRENCE CENTRAL	ASST	1 YEAR	2007
TRITON CENTRAL	ASST	5 YEARS	2002-2006
SEBRING (FL)	ASST	2 YEARS	2000-2001
CENTER GROVE	ASST	1 YEAR	1999

### Tournament Championships (As the Varsity Head Coach, list years your team won):

Sectional: 2010

Regional: 2010

Semi-State: 2010

State Championship:

### Something Interesting About You Personally Or Professionally That People Might Not Know:

I was a head wrestling coach at Triton Central High School before coming to Lawrence Central High School.

Last spring my wife and I had twins. This brings the count thus far to three children under the age of 3.