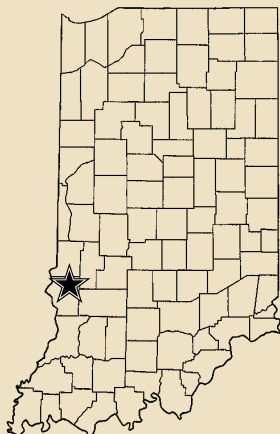




North Central (Farmersburg) Thunderbirds

Class A




Team Facts

Town/City: Farmersburg
 County: Sullivan
 Superintendent: Dr. Mark Baker
 Principal: Kent Dunning
 Athletic Director: Ryan Kamman
 Head Coach: Craig Grow
 Assistant Coaches: Gary Witham, Mark Drake, Robb Hester
 Student Managers: Kevin Lofton
 Nickname: Thunderbirds
 School Colors: Kelly Green and White
 Conference: Southwest Indiana Athletic
 Enrollment: 335
 Last Year's W-L Record: 15-12

Season Results (25-5)

3/30	at West Vigo	L	2-3
4/2	vs. Princeton	W	1-0
4/2	at Barr-Reeve	W	7-2
4/6	Vincennes Rivet	W	15-14
4/8	Owen Valley	W	13-3 (6)
4/12	at Clay City	W	15-2 (5)
4/13	Linton-Stockton	W	10-0 (5)
4/18	at Shakamak	W	3-2
4/23	Rockville	W	12-0 (5)
4/29	West Vigo	L	1-11
4/30	vs. Eastern (Pekin)	W	9-5
4/30	at Martinsville	L	2-4
5/4	Sullivan	W	3-1
5/6	Riverton Parke	W	10-9
5/9	at Union (Dugger)	W	23-1(5)
5/11	at South Vermillion	L	1-8
5/12	at North Daviess	W	5-0
5/14	North Vermillion	W	13-7
5/14	North Vermillion	W	10-3
5/16	South Knox	W	16-5 (5)
5/19	at North Knox	W	10-1
5/20	Eminence	W	9-1
5/21	at Bloomfield	W	12-1
5/21	at Edgewood	L	6-7
5/24	at White River Valley	W	14-6
Shakamak Sectional			
5/30	Union (Dugger)	W	11-0 (5)
5/30	Clay City	W	15-7
Shakamak Regional			
6/4	Rising Sun	W	5-0
6/4	Bethesda Christian	W	6-1
Jasper Semi-State			
6/11	Loogootee	W	9-6



Front Row (left to right): Brayden Kutch (bat boy), Daniel Loveall, Zach Lyday, Cole Johnson, Collin Harding, Nate Lyday, Luke Copeland, Dustin Boyll; Middle Row: Dillon Jewell, Jacob Hauger, Nolan Kinnett, Austin Kutch, Connor Strain, Craig Bell, Tyler Strain, Alek Copeland; Back Row: Manager Kevin Lofton, Head Coach Craig Grow, Asst. Coach Gary Witham, Asst. Coach Mark Drake, Asst. Coach Robb Hester.

Team Roster & Statistics

Lt.	Dk.	Name	B/T	Ht.	Pos.	Gr.	AB	H	R	RBI	2B	3B	HR	Avg.
1	1	Collin Harding	R/R	5-8	CF	10	92	32	23	20	6	1	0	.349
2	2	Tyler Strain	R/R	6-1	LF	11	76	23	22	10	2	1	0	.303
4	4	Connor Strain	R/R	6-1	P/1B	11	99	45	34	31	10	0	2	.454
5	5	Dillon Jewell	R/R	5-9	RF	11	16	0	2	1	0	0	0	.000
6	6	Nate Lyday	R/R	5-10	2B	11	94	36	35	27	9	0	1	.383
7	7	Zach Lyday	R/R	5-10	SS	11	109	39	40	21	8	0	1	.358
9	9	Craig Bell	S/R	6-2	1B/P	12	80	46	25	43	13	0	13	.575
10	10	Cole Johnson	L/R	5-10	C	11	82	37	22	32	7	0	3	.451
14	14	Daniel Loveall	R/R	5-10	3B	11	76	23	15	23	7	0	1	.302
13	13	Nolan Kinnett	R/R	5-10	1B/P	10	74	21	22	13	6	0	0	.284
20	20	Austin Kutch	R/R	5-10	INF	9	6	0	6	0	0	0	0	.000
21	21	Alek Copeland	R/R	6-1	INF	9	6	1	4	1	0	0	0	.167
23	23	Luke Copeland	L/L	5-9	OF	10	9	4	4	1	1	0	0	.444
26	26	Jacob Hauger	R/R	6-1	OF	10	6	2	1	0	1	0	0	.333
31	31	Dustin Boyll	R/R	5-8	INF	9	1	0	0	0	0	0	0	.000
Totals							840	310	268	225	67	2	21	.369

Pitchers

Lt.	Dk.	Name	W/L	ERA	GS	CG	SV	IP	BF	H	R	ER	BB	SO	HBP
4	4	Connor Strain	9-2	1.52	10	6	1	64.3	301	37	25	14	29	96	11
7	7	Zach Lyday	1-1	4.00	2	1	4	28.0	123	39	21	16	11	30	0
9	9	Craig Bell	6-1	3.22	10	5	0	50.0	235	30	33	23	37	79	15
13	13	Nolan Kinnett	5-1	1.91	3	1	0	29.3	137	40	17	8	5	23	2
14	14	Daniel Loveall	4-0	2.73	5	4	0	25.6	120	24	16	10	6	27	4
Totals			24-5	2.52	30	17	5	197.3	916	170	112	71	88	255	32

State Finals History

First Appearance



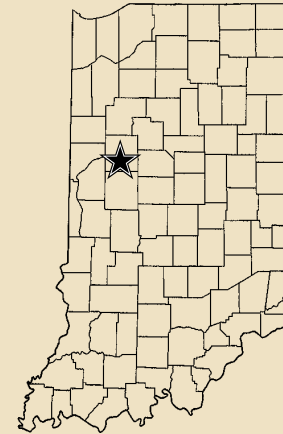
Craig Grow
 349-215-2, 20th Year

Lafayette Central Catholic Knights

Class A



Front Row (left to right): Jake Churchill, Nathan Lippai, Devin Morgan, Nick Stone, Brett Haan, Cody Schrader, Ben Page, Tanner Sterrett (bat boy), A.J. Bordenet (bat boy); Middle Row: Mitch Witteveen, Dalton Skees, Lucas Richardson, Carson Korn, Nigel Hensley, Austin Munn, Wiley Lodde, Cowan Olinger; Back Row: Asst. Coach Dave Sterrett, Trae Bobillo, Andrew Hubertz, Evan Kennedy, Jarrod Patzschke, Asst. Coach Casey Taylor, Ryan DeBoy, Joe Smith, Pete Metzinger, Asst. Coach Kevin Ricks, Head Coach Tim Bordenet, Asst. Coach Collin Arnold.



Team Facts

Town/City: Lafayette
County: Tippecanoe
Superintendent: Dr. Marie Williams
Principal: Joe Brettnacher
Athletic Director: Tim Bordenet
Head Coach: Tim Bordenet
Assistant Coaches: Collin Arnold, Trent Brouillette, Nick Reutter, Kevin Ricks,
 Dave Sterrett, Casey Taylor
Nickname: Knights
School Colors: Navy and White
Conference: Hoosier Heartland
Enrollment: 228
Last Year's W-L Record: 27-7

Team Roster & Statistics

Lt.	Dk.	Name	B/T	Ht.	Pos.	Gr.	AB	H	R	RBI	2B	3B	HR	Avg.
2	2	Cody Schrader	R/R	5-7	CF	12	86	16	25	8	4	0	0	.186
6	6	Ben Page	R/R	5-9	OF	9	0	0	0	0	0	0	0	.000
7	7	Mitch Witteveen	R/R	5-7	SS/2B	9	5	0	6	0	0	0	0	.000
8	8	Nick Stone	R/R	6-0	P/OF	11	95	33	35	21	4	1	4	.347
9	9	Jake Churchill	R/R	5-10	SS	10	109	38	36	28	12	1	4	.349
10	10	Dalton Skees	R/R	5-10	2B	11	46	9	11	5	0	0	0	.250
11	11	Lucas Richardson	R/R	5-10	P/OF	9	0	0	3	0	0	0	0	.000
12	12	Austin Munn	L/R	6-1	P/OF	11	98	35	33	31	11	1	5	.357
14	14	Pete Metzinger	R/R	5-9	3B	9	0	0	1	0	0	0	0	.000
15	15	Trae Bobillo	R/R	5-11	P/3B	11	17	6	2	3	0	0	0	.353
17	17	Carson Korn	R/R	5-10	OF	9	1	0	1	0	0	0	0	.000
18	18	Ryan DeBoy	R/R	6-2	1B	10	92	29	24	27	2	1	6	.315
20	20	Devin Morgan	R/R	5-8	C	12	100	25	19	17	2	0	0	.250
22	22	Nigel Hensley	R/R	5-10	P/2B	9	0	0	1	0	0	0	0	.000
23	23	Nathan Lippai	R/L	5-10	P/OF	11	14	3	2	2	2	0	0	.214
26	26	Jarrod Patzschke	R/R	6-1	1B/OF	9	0	0	0	0	0	0	0	.000
27	27	Andrew Hubertz	R/R	6-2	P/3B	10	79	25	22	20	5	2	3	.316
28	28	Joe Smith	R/R	6-0	P/1B	9	0	0	2	0	0	0	0	.000
31	31	Brett Haan	R/R	6-4	P/OF	12	102	31	19	29	8	1	2	.304
32	32	Cowan Olinger	R/R	5-11	1B/OF	10	8	2	1	1	0	0	0	.250
39	39	Wiley Lodde	R/R	5-10	C/1B	11	17	6	5	5	2	0	0	.353
41	41	Evan Kennedy	L/R	6-1	C	9	30	7	3	6	2	0	0	.233
Totals							899	265	251	203	54	7	24	.295

Pitchers

Lt.	Dk.	Name	W/L	ERA	GS	CG	SV	IP	BF	H	R	ER	BB	SO	HBP						
8	8	Nick Stone	5-2	2.61	7	3	1	45.6	216	50	22	17	20	47	8						
11	11	Lucas Richardson	2-1	6.35	3	0	0	14.6	85	22	21	13	8	10	7						
12	12	Austin Munn	9-1	0.77	11	7	1	63.3	258	23	14	7	39	96	3						
18	18	Ryan DeBoy	1-1	3.36	1	1	0	8.3	40	12	9	4	1	4	2						
27	27	Andrew Hubertz	1-0	3.00	0	0	0	11.6	54	8	8	5	6	12	3						
31	31	Brett Haan	7-4	2.39	12	6	0	67.3	288	48	29	23	32	76	8						
Totals									25-9	2.42	34	17	2	220	1001	172	114	76	120	253	33

State Finals History

State Champion: 2004 (A), 2007 (A), 2009 (A), 2010 (A)
 Appearances: 2002 (A), 2003 (A), 2004 (A), 2007 (A),
 2009 (A), 2010 (A), 2011 (A)



Tim Bordenet
 354-149-1, 16th Year

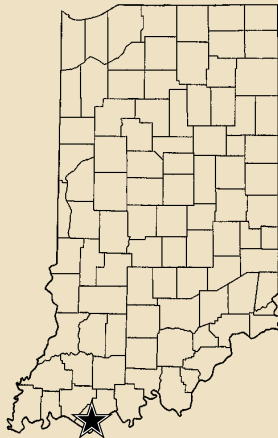
Season Results (25-9)

4/2	Burlington Cath. Cent. (WI)	W	1-0
4/5	Harrison (West Lafayette)	L	1-8
4/11	at Twin Lakes	W	1-0
4/12	Tri-Central	W	10-1
4/13	at Tri-Central	W	15-2 (5)
4/18	Frontier	W	6-2
4/20	Clinton Prairie	W	10-0 (6)
4/20	at Clinton Prairie	W	7-3
4/28	at Kokomo	W	7-2
4/29	at McCutcheon	L	5-7
4/30	Carroll (Flora)	W	1-0
4/30	at Carroll (Flora)	W	13-12
5/3	Rossville	W	9-0
5/4	at Rossville	W	10-5
5/5	vs. Indpls. Bishop Chatard	L	2-4
5/6	Delphi	W	11-2
5/9	at North Montgomery	W	9-2
5/10	at Clinton Central	L	4-5
5/11	Clinton Central	W	15-5 (5)
5/13	Trinity Lutheran	W	2-1
5/14	Indpls. Scecina	W	11-1 (5)
5/14	Guerin Catholic	L	10-15
5/17	at Benton Central	L	3-4
5/18	Northwestern	L	7-10
5/20	vs. Chesterton	L	0-2
5/21	vs. Fort Wayne Northrop	W	3-1
5/21	vs. Northview	W	12-2
5/23	West Lafayette	L	1-6
Laf. Central Catholic Sectional			
5/26	Tri Central	W	7-1
5/30	Rossville	W	13-2 (5)
5/30	Frontier	W	9-7
Laf. Central Catholic Regional			
6/4	Rockville	W	18-0 (5)
6/6	Seton Catholic	W	15-1 (5)
Kokomo Semi-State			
6/11	South Central (Union Mills)	W	3-1



South Spencer Rebels

Class 2A




Team Facts

Town/City: Rockport
 County: Spencer
 Superintendent: Mike Robinson
 Principal: Angela Gladish
 Athletic Director: Bruce Green
 Head Coach: Brian Kuester
 Assistant Coaches: Mitch Rust, Mike Ogilvie, J.C. Davis, Chris Bartlett, Kyle Rust
 Student Manager: Daniel Epperson
 Nickname: Rebels
 School Colors: Royal Blue, White, and Red
 Conference: Pocket Athletic
 Enrollment: 485
 Last Year's W-L Record: 17-10

Season Results (23-6)

3/29 at Owensboro Catholic (KY) W 14-3
 4/1 at Perry Central W 11-1
 4/5 Boonville W 11-1
 4/8 at North Posey L 6-7
 4/11 Tell City W 12-11
 4/12 Castle W 8-5
 4/13 Owensboro Apollo (KY) W 4-2
 4/19 at Gibson Southern W 16-1
 4/21 Tecumseh W 11-1
 4/29 Breckenridge County (KY) W 11-1
 4/30 Southridge W 11-2
 5/6 Princeton W 16-6
 5/7 at Owensboro Senior (KY) W 11-0
 5/11 vs. Evansville North W 10-4
 5/12 at Daviess County (KY) L 9-10
 5/13 vs. New Haven L 0-2
 5/14 vs. Kankakee Valley W 15-5
 5/14 vs. Borden W 17-0
 5/16 at Heritage Hills L 6-7
 5/17 at Forest Park L 0-12
 5/18 Jasper L 1-6
 5/19 Pike Central W 11-2
 5/20 Hancock County (KY) W 7-3
Tell City Sectional
 5/30 Perry Central W 14-1
 5/31 Forest Park W 7-1
 6/1 Evansville Mater Dei W 2-1
Linton-Stockton Regional
 6/4 Linton-Stockton W 31-10
 6/6 Covenant Christian (Indpls.) W 15-5
Jasper Semi-State
 6/11 Park Tudor W 7-0



Front Row (left to right): Asst. Coach Kyle Rust, Tyler Hermann, David Thompson, Jordan Meece, Michael Philipps, Jared Lauer, Zeke Harmon, Shelby Lashley, Dillon Haley, Brandon Lehr; Back Row: Asst. Coach Mitch Rust, Head Coach Brian Kuester, Aaron Seiler, Charleston Roberts, Justin Wead, Nathan Hall, Walker Franklin, Thomas Williams, Nathan Kuester, Asst. Coach Chris Bartlett, Asst. Coach Mike Ogilvie, Asst. Coach J.C. Davis, Manager Daniel Epperson.

Team Roster & Statistics

Lt.	Dk.	Name	B/T	Ht.	Pos.	Gr.	AB	H	R	RBI	2B	3B	HR	Avg.
6	6	Walker Franklin	R/R	6-1	P/1B	11	13	6	8	3	2	0	1	.462
7	7	Tyler Hermann	R/R	5-10	C/OF	11	14	6	4	4	1	0	0	.429
8	8	Nathan Hall	R/R	6-0	P/OF	12	90	48	34	33	7	1	7	.533
9	9	Jordan Meece	R/R	6-2	P/IF	12	93	31	30	33	13	2	5	.333
10	10	Thomas Williams	R/R	6-1	OF	12	6	1	2	2	1	0	0	.167
11	11	Dillon Haley	R/R	5-11	P/IF	12	6	3	2	1	0	0	0	.500
12	12	Justin Wead	R/R	6-0	IF	12	94	44	37	24	13	2	6	.468
14	14	Zeke Harmon	S/R	6-0	OF	12	107	45	31	36	10	0	0	.421
15	15	Michael Philipps	R/R	6-1	P/1B	12	91	34	32	30	8	0	3	.374
16	16	David Thompson	L/R	5-8	OF	11	1	1	2	1	1	0	0	1.000
17	17	Aaron Seiler	L/R	6-1	OF	12	74	31	39	25	9	1	1	.419
18	18	Jared Lauer	R/R	6-0	IF	11	108	43	34	18	3	0	1	.398
20	20	Charleston Roberts	L/R	6-2	IF	10	3	0	1	0	0	0	0	.000
21	21	Shelby Lashley	R/R	6-1	IF/OF	12	67	23	23	13	3	1	1	.343
26	26	Nathan Kuester	R/R	5-9	C	9	70	29	15	22	1	0	0	.414
28	28	Brandon Lehr	R/R	5-10	P/IF	10	1	0	0	0	0	0	0	.000
Totals							838	345	294	246	72	7	25	.412

Pitchers

Lt.	Dk.	Name	W/L	ERA	GS	CG	SV	IP	BF	H	R	ER	BB	SO	HBP
6	6	Walker Franklin	2-2	6.60	4	0	1	23.3	--	35	24	22	11	22	3
8	8	Nathan Hall	5-0	3.39	9	2	0	33.0	--	41	29	16	15	30	9
9	9	Jordan Meece	9-0	2.63	13	2	0	56.0	--	58	25	21	23	40	3
11	11	Dillon Haley	3-0	3.57	3	1	0	15.6	--	11	11	8	15	11	1
15	15	Michael Philipps	2-3	1.30	7	3	0	32.3	--	29	12	6	16	17	1
Totals			23-6	3.08	29	8	1	179.2	--	187	110	79	85	138	17

State Finals History

State Champion: 2007 (2A)
 Appearances: 1969, 2007 (2A), 2011 (2A)



Brian Kuester
 264-158, 15th Year

Hanover Central Wildcats

Class 2A



Front Row (left to right): Dan Stum, Tyler Scott, Nick Laing, Nick Myszkowski, Aaron Furman, Vincent Brazzale, Zac Maciejewski, Mike Massaro, Manager Kale Nelson; Back Row: Head Coach Doug Nelson, Nick Bollenbacher, Andy Wellwerts, Nic Sampognaro, Josh Yaverski, Tyler Trepton, Mike Balich, Nick Spangler, Dan Nowak, Steven Sjoerdsma, Asst. Coach Ron Szanyi.



Team Facts

Town/City: Cedar Lake
 County: Lake
 Superintendent: Carol Kaiser
 Principal: Robert McRae
 Athletic Director: David S. Seils
 Asst. Athletic Director: JoAnn Heldt
 Head Coach: Doug Nelson
 Assistant Coaches: Ron Szanyi
 Student Manager: Kale Nelson
 Nickname: Wildcats
 School Colors: Columbia Blue and Red
 Conference: Porter County
 Enrollment: 589
 Last Year's W-L Record: 13-10

Team Roster & Statistics

Lt.	Dk.	Name	B/T	Ht.	Pos.	Gr.	AB	H	R	RBI	2B	3B	HR	Avg.
0	0	Nick Bollenbacher	L/R	5-11	SS	11	63	26	30	24	5	3	4	.413
2	2	Vincent Brazzale	R/R	5-9	OF	11	5	2	4	1	1	0	0	.400
3	3	Nick Myszkowski	R/R	5-10	CF	10	49	13	9	3	1	0	0	.265
6	6	Tyler Scott	R/R	5-9	3B	9	29	6	6	6	0	1	0	.207
7	7	Nic Sampognaro	R/R	5-10	2B/P	12	82	29	29	13	5	1	0	.354
8	8	Dan Nowak	R/R	6-1	1B	11	11	0	0	0	0	0	0	.000
9	9	Mike Balich	R/R	5-11	DH	12	71	26	20	22	6	3	2	.366
11	11	Andy Wellwerts	R/R	6-1	P	12	11	2	7	3	1	0	0	.182
12	12	Josh Yaverski	R/R	6-2	1B	12	43	10	7	7	3	0	0	.233
13	13	Nick Spangler	L/R	6-2	RF	11	55	18	15	18	4	2	0	.327
16	16	Dan Stum	R/R	5-11	3B/P	10	72	31	26	16	7	0	0	.431
17	17	Mike Massaro	R/R	5-6	2B	10	1	0	0	0	0	0	0	.000
18	18	Zac Maciejewski	R/R	5-9	C	10	75	33	36	18	9	3	1	.440
20	30	Tyler Trepton	L/L	6-0	1B/P	11	59	23	16	22	9	0	0	.390
22	22	Steven Sjoerdsma	R/R	5-10	1B	9	6	4	2	1	0	0	0	.667
23	23	Evan Garthus	R/R	6-2	1B/P	9	11	3	4	6	0	1	0	.273
25	10	Nick Laing	R/R	5-8	LF	12	65	20	15	14	3	0	0	.308
30	30	Aaron Furman	R/R	5-9	3B/P	9	5	2	1	1	0	0	0	.100
Totals							713	248	227	175	54	14	7	.348

Pitchers

Lt.	Dk.	Name	W/L	ERA	GS	CG	SV	IP	BF	H	R	ER	BB	SO	HBP
6	6	Tyler Scott	1-1	5.25	4	0	0	9.6	0	12	9	7	6	4	--
7	7	Nic Sampognaro	7-0	2.59	9	4	0	46.0	0	49	27	17	2	50	--
11	11	Andy Wellwerts	9-0	1.03	13	5	0	67.6	0	35	16	10	14	120	--
16	16	Dan Stum	0-2	5.11	4	1	0	12.3	0	19	14	9	6	5	--
20	20	Tyler Trepton	4-2	2.69	7	1	0	26.0	0	18	9	8	15	39	--
Totals			22-5	2.48	27	12	0	172	0	146	88	61	46	226	--

State Finals History

First Appearance



Doug Nelson
35-15, 2nd Year

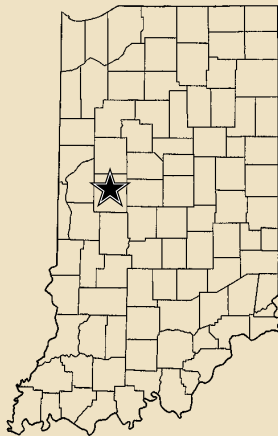
Season Results (22-5)

3/30	at Lowell	W	6-1
3/31	at Lake Central	L	0-12
4/6	Calumet	W	29-0
4/7	at Wheeler	L	3-7
4/12	at Cov. Christian (DeMotte)	W	18-0
4/15	Hebron	W	6-0
4/19	Whiting	W	11-0
4/28	at River Forest	W	10-0
5/2	at Washington Township	W	9-0
5/4	at Kouts	W	16-3
5/6	Morgan Township	W	10-0
5/7	at Hobart	L	6-7
5/9	at Merrillville	W	9-7
5/10	Boone Grove	W	10-4
5/11	LaCrosse	W	11-1
5/12	Hammond Morton	W	5-2
5/16	at Hammond Clark	W	8-3
5/17	at Highland	L	2-3
5/18	Kouts	W	6-3
5/20	at Portage	L	6-15
5/21	at Washington Township	W	4-1
5/23	Morgan Township	W	6-5
Hanover Central Sectional			
5/30	Hammond Bishop Noll	W	6-3
5/30	Wheeler	W	13-8
Jimtown Regional			
6/4	Westview	W	9-5
6/4	Eastside	W	10-2
Kokomo Semi-State			
6/11	Taylor	W	4-3



Crawfordsville Athenians

Class 3A



Team Facts

Town/City: Crawfordsville
 County: Montgomery
 Superintendent: Dr. Kathleen Steele
 Principal: Greg Hunt
 Athletic Director: Bryce Barton
 Head Coach: John Froedge
 Assistant Coaches: Rhett Welliever, Brandon Froedge, Tony Bean, and Kevin Kellerman
 Student Managers: Matt Musselman, Jaren Vaught, and A.J. Baldwin
 Nickname: Athenians
 School Colors: Royal Blue and Yellow Gold
 Conference: Sagamore
 Enrollment: 693
 Last Year's W-L Record: 26-7

Season Results (28-6)

3/29	Noblesville	L	1-8
4/5	at Brentwood Acad. (TN)	L	2-4
4/6	at Brentwood Acad. (TN)	W	4-1
4/7	at Fountain Central	W	13-3 (5)
4/8	at Harrison (WV)	L	1-2
4/12	Tri-West Hendricks	W	9-0 (5)
4/13	West Lafayette	L	1-18
4/14	at Tri-West Hendricks	W	16-1 (5)
4/16	Westfield	W	16-3 (5)
4/20	at Western Boone	W	18-0 (5)
4/21	Western Boone	W	13-2 (5)
4/23	Frankfort	W	15-0 (5)
4/26	Lebanon	W	16-0 (5)
4/28	at Lebanon	W	12-0 (5)
4/30	Greencastle	W	9-2 (5)
5/3	at Danville	W	5-0
5/5	Danville	W	9-2
5/6	at North Putnam	W	23-0 (5)
5/7	Bloomington South	W	8-4
5/10	Southmont	W	13-0 (5)
5/11	at Carmel	W	15-7
5/12	at Southmont	W	12-1
5/14	at Park Tudor	L	4-7
5/14	at Lafayette Jefferson	L	1-9
5/16	North Montgomery	W	2-1
5/17	at North Montgomery	W	12-0 (6)
5/20	at Frankfort	W	15-0 (5)
5/21	at Covington	W	13-0 (5)
5/24	vs. Hamilton Southeastern	W	9-2
Crawfordsville Sectional			
5/30	Danville	W	17-1 (5)
5/30	Western Boone	W	14-2 (5)
Mt. Vernon (Fortville) Regional			
6/4	Mt. Vernon (Fortville)	W	14-4 (5)
6/6	Greensburg	W	9-4
Plainfield Semi-State			
6/11	Edgewood	W	9-5



Front Row (left to right): Manager Matt Musselman, Logan Meadows, Nick Page, Jordan Jackson, Jordan Kiger, Cory Rice, Adam Boehm, Alex Ehrlich, Cam Monroe, Chase Justus, Justin Dugger, Manager A.J. Baldwin, Dave Ranard; Back Row: Head Coach John Froedge, Asst. Coach Rhett Welliever, Chandler Pursell, Mitchel Reeves, Chris Minks, Joel Hobson, Reece Heron, Craig Brainard, Caleb Rasmussen, Jake Zurawski, Asst. Coach Tony Bean, Asst. Coach Kevin Kellerman, Manager Jaren Vaught, Athletic Trainer Doug Horton, Asst. Coach Brandon Froedge.

Team Roster & Statistics

Lt.	Dk.	Name	B/T	Ht.	Pos.	Gr.	AB	H	R	RBI	2B	3B	HR	Avg.
2	2	Alex Ehrlich	R/L	5-11	RF	11	62	26	20	6	1	0	0	.419
4	4	Cameron Monroe	R/R	5-8	3B	10	35	7	13	4	4	0	0	.200
5	5	Caleb Rasmussen	R/R	6-1	SS	11	110	50	52	23	13	0	2	.455
8	8	Jake Zurawski	R/R	6-2	2B	10	110	39	41	25	7	1	0	.355
9	9	Jordan Kiger	R/R	5-10	3B/P	12	90	31	8	37	8	1	1	.344
10	10	Logan Meadows	R/S	5-9	C	10	8	2	2	2	1	0	0	.250
12	12	Jordan Jackson	R/R	5-10	CF	10	112	51	55	51	11	3	8	.455
16	16	Craig Brainard	R/R	6-3	LF	11	71	18	19	18	1	0	0	.254
19	19	Chase Justus	R/R	5-10	P	10	2	0	0	0	0	0	0	.000
20	20	Cory Rice	R/R	6-0	P	12	6	1	0	1	0	0	0	.167
21	21	Joel Hobson	L/L	6-1	1B/P	11	105	55	53	48	21	1	6	.524
23	23	Chris Minks	R/R	6-2	C	11	106	49	33	55	11	0	9	.462
24	24	Chandler Pursell	R/S	6-1	UT	10	1	0	0	0	0	0	0	.000
27	27	Mitchel Reeves	R/R	5-11	DH	11	100	34	23	34	10	1	3	.340
29	29	Nick Page	R/L	5-9	IF	9	4	1	7	0	0	0	0	.250
34	34	Adam Boehm	R/L	5-10	3B/P	12	21	6	9	6	1	0	0	.286
44	44	Reece Heron	R/R	6-5	P	12	3	0	0	0	0	0	0	.000
Totals							950	370	350	310	89	7	29	.389

Pitchers

Lt.	Dk.	Name	W/L	ERA	GS	CG	SV	IP	BF	H	R	ER	BB	SO	HBP
9	9	Jordan Kiger	7-1	1.88	9	4	1	41.0	--	20	13	11	25	65	7
20	20	Cory Rice	13-2	2.33	14	3	0	72.0	--	43	34	24	30	120	16
21	21	Joel Hobson	1-1	1.44	1	1	1	24.3	--	21	9	5	6	22	1
34	34	Adam Boehm	3-0	2.07	3	1	0	20.3	--	8	7	6	17	34	5
44	44	Reece Heron	4-2	2.23	7	0	0	37.6	--	34	16	12	13	34	11
Totals			28-6	2.46	34	9	2	201.6	--	132	93	71	99	283	44

State Finals History

State Champion: 2008 (3A)
 Appearances: 2008 (3A), 2011 (3A)



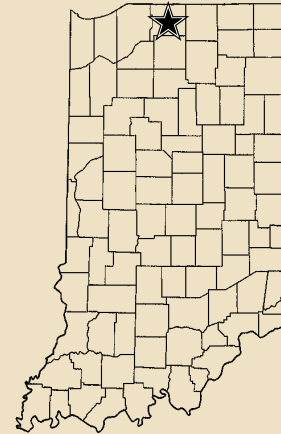
John Froedge
 614-289, 30th Year

Mishawaka Marian Knights

Class 3A



Front Row (left to right): Joshua Turnock, John Leszczynski, Michael Hoffman, Matt Hammond, Chase Parker, Thomas Krueger, Bobby Norell, Luke Niespodziany, Kyle Luczkowski, Asst. Coach Jim Aldridge, Asst. Coach Ryan Dainty; Back Row: Asst. Coach Joe Nucciarone, Head Coach Tim Prister, Matt Canter, Brendan Short, Vince Ravotto, Adam Janowiak, Taylor Krugh, Charlie Creighton, Drew Hasler, Corey Samuels, Michael Prusinski, Andrew Price, Matt Gibson, Asst. Coach John Mumford, Asst. Coach Steve Dragovich, Asst. Coach Dave Van De Wiele.



Team Facts

Town/City: Mishawaka
 County: St. Joseph
 Superintendent: Dr. Mark Myers
 Principal: Carl Loesch
 Athletic Director: Reginald Glon
 Asst. Athletic Director: Linda Martin
 Head Coach: Tim Prister
 Assistant Coaches: Jim Aldridge, John Mumford, Joe Nucciarone, and Dave Van De Wiele
 Nickname: Knights
 School Colors: Royal Blue and Silver
 Conference: Northern Indiana
 Enrollment: 678
 Last Year's W-L Record: 16-11

Team Roster & Statistics

Lt.	Dk.	Name	B/T	Ht.	Pos.	Gr.	AB	H	R	RBI	2B	3B	HR	Avg.
2	2	Thomas Krueger	R/R	5-7	IF	12	9	1	3	0	0	0	0	.111
3	3	Josh Turnock	L/R	5-9	C	9	62	22	19	15	1	0	0	.354
4	4	Charlie Creighton	R/R	6-1	SS	11	55	16	18	11	3	0	1	.390
5	5	Michael Hoffman	R/R	6-0	IF	12	11	3	0	4	1	0	0	.272
6	6	Luke Niespodziany	R/R	5-8	P	12	0	0	0	0	0	0	0	.000
7	7	Corey Samuels	R/R	6-1	DH/OF	12	94	31	22	32	13	1	2	.329
10	10	Chase Parker	L/R	6-1	OF	12	102	39	30	42	12	1	5	.382
11	11	Bobby Norell	R/R	5-7	2B	11	96	35	37	15	6	0	1	.364
12	12	Brendan Short	R/R	5-9	OF	10	4	2	2	3	2	0	0	.500
13	13	Matt Hammond	L/R	5-10	IF	11	5	0	1	0	0	0	0	.000
14	14	Matt Canter	R/R	5-10	OF	12	42	16	12	8	5	0	1	.380
15	15	John Leszczynski	L/L	5-11	P	12	0	0	0	0	0	0	0	.000
16	16	Adam Janowiak	R/R	6-0	IF	10	1	1	1	0	0	0	0	1.000
17	17	Matt Gibson	R/R	6-0	OF	11	82	24	19	16	7	1	0	.292
18	18	Kyle Luczkowski	R/R	5-10	IF	11	19	6	7	4	0	0	0	.315
19	19	Drew Hasler	R/R	6-6	P/1B	11	13	6	6	3	1	0	0	.461
20	20	Taylor Krugh	R/R	6-3	P/1B	12	71	29	25	17	9	0	2	.408
22	22	Mike Prusinski	R/R	6-1	C	12	37	12	10	4	1	0	0	.324
23	23	Andrew Price	R/R	6-1	3B	11	103	55	40	40	12	1	4	.533
33	33	Vince Ravotto	L/R	5-9	OF	10	94	32	32	20	2	1	2	.340
Totals							900	330	286	280	77	5	18	.366

Pitchers

Lt.	Dk.	Name	W/L	ERA	GS	CG	SV	IP	BF	H	R	ER	BB	SO	HBP
6	6	Luke Niespodziany	1-0	3.81	0	0	1	11.0	36	8	6	6	7	8	5
7	7	Corey Samuels	2-0	7.84	4	0	0	11.6	51	16	15	13	14	6	1
15	15	John Leszczynski	7-0	2.16	7	4	1	45.3	156	22	14	14	24	48	10
19	19	Drew Hasler	4-2	2.68	4	3	0	31.3	124	20	12	12	12	24	3
20	20	Taylor Krugh	8-3	2.25	13	4	0	65.3	265	55	33	21	24	86	8
23	23	Andrew Price	3-1	0.86	4	0	0	24.3	101	24	7	3	5	20	2
Totals			26-7	2.77	33	11	4	204.6	801	168	108	81	99	203	31

State Finals History

Runner-Up: 2008 (3A)
 Appearances: 2008 (3A), 2011 (3A)



Tim Prister
 150-87, 8th Year

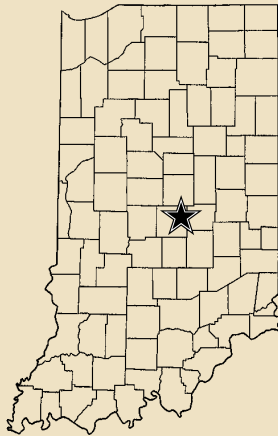
Season Results (26-7)

3/29	at NorthWood	W	12-7
3/30	Lakeland	W	10-0
4/1	Fairfield	L	1-10
4/4	at New Prairie	W	33-0
4/5	at LaPorte	L	1-7
4/9	at LaVille	W	12-2
4/9	at LaVille	W	24-0
4/11	at Mishawaka	L	2-4
4/13	South Bend Adams	W	13-3
4/14	Goshen	W	10-3
4/26	at Penn	L	5-7
4/29	at South Bend Riley	W	14-4
4/30	South Bend Washington	W	12-2
4/30	Concord	W	11-4
5/2	South Bend St. Joseph's	W	8-4
5/3	at Elkhart Central	L	0-16
5/4	Mishawaka	W	11-1
5/6	at South Bend Adams	W	5-4
5/9	Elkhart Central	W	7-3
5/12	South Bend Clay	W	12-2
5/16	South Bend Washington	W	11-1
5/17	Penn	W	7-6
5/18	at South Bend Clay	W	8-2
5/19	Culver Academies	W	8-7
5/20	South Bend Riley	W	6-1
5/21	at Northridge	L	3-5
5/23	at South Bend St. Joseph's	L	4-5
Plymouth Sectional			
5/25	South Bend St. Joseph's	W	4-2
5/30	Glenn	W	4-0
5/30	Rochester	W	14-0
Plymouth Regional			
6/4	Hammond Clark	W	10-0
6/4	Andrean	W	5-2
South Bend Clay Semi-State			
6/12	New Haven	W	5-4



Indpls. Cathedral Fighting Irish

Class 4A



Team Facts

Town/City: Indianapolis
 County: Marion
 President: Stephen J. Helmich
 Principal: David L. Worland
 Athletic Director: James P. McLinn
 Head Coach: Rich Andriole
 Assistant Coaches: Ed Freije, Michael Lauck, Matt Ferguson, Harry Nguyen, and Bill Potter
 Student Manager: Kevin Collins
 Nickname: Fighting Irish
 School Colors: Navy Blue and Old Gold
 Conference: Independent
 Enrollment: 1,250
 Last Year's W-L Record: 31-2

Season Results (28-2)

3/30 at Roncalli W 12-2
 3/31 Indpls. Bishop Chatard W 14-3 (5)
 4/2 Pike W 17-7 (5)
 4/5 at Zionsville L 5-10
 4/8 vs. Homestead W 11-2
 4/9 Warren Central W 10-0 (5)
 4/13 at Southport W 5-2
 4/18 Decatur Central W 4-0
 4/20 Indpls. Cardinal Ritter W 13-0 (5)
 4/23 vs. Lawrence Central W 7-3
 4/29 Franklin Central W 5-4
 4/30 Crown Point W 4-0
 4/30 Crown Point W 2-0
 5/4 New Palestine W 5-1
 5/6 St. Xavier (KY) W 3-1
 5/7 Indpls. Scecina W 11-0 (5)
 5/9 Heritage Christian W 6-0
 5/10 Park Tudor W 17-4 (5)
 5/12 vs. Indpls. Bishop Chatard L 1-2
 5/14 vs. Lake Central W 12-2 (6)
 5/17 at Brebeuf Jesuit W 4-1
 5/18 at Indpls. Bishop Chatard W 7-3
 5/20 Indpls. Scecina W 12-3
 5/21 at Perry Meridian W 7-2

Indpls. Cathedral Sectional
 5/27 North Central (Indpls.) W 5-0
 5/30 Warren Central W 2-0
 5/30 Lawrence Central W 8-1

Avon Regional
 6/4 Brownsburg W 10-0 (6)
 6/4 Westfield W 15-5 (5)

Plainfield Semi-State
 6/11 Terre Haute South W 1-0



Front Row (left to right): Michael Kseniak, Luke Cureton, Ian Cureton, Brendan Flood, Zach Fontaine, Michael Hornak, Will Birch; Middle row: Asst. Coach Harry Nguyen, Paul Tran, Austin Sparks, Dillon Peters, Mike Hammel, Alex Toneges, Will Hunker, Austin Boos, Cody Hobbs; Back row: Asst. Coach Ed Freije, Kevin Collins, Matt Dauby, Phil Mosey, Ryan Levenhagen, Jake Mills, Jake Toneges, Nick McCarty, Asst. Coach Mike Lauck, Head Coach Rich Andriole.

Team Roster & Statistics

Lt.	Dk.	Name	B/T	Ht.	Pos.	Gr.	AB	H	R	RBI	2B	3B	HR	Avg.
2	2	Phil Mosey	R/R	6-1	INF	12	82	27	35	27	10	2	8	.329
3	3	Austin Boos	R/R	5-9	INF	11	78	26	26	21	5	1	0	.333
4	4	Jake Toneges	R/R	6-1	INF/P	12	5	2	2	1	0	0	0	.400
5	5	Nick McCarty	R/R	6-1	P/OF	11	85	32	28	26	8	0	3	.376
6	6	Brendan Flood	R/R	5-10	OF	10	66	21	17	17	4	1	0	.318
7	7	Dillon Peters	L/L	5-10	P/OF	12	98	36	24	29	13	2	1	.367
9	9	Ian Cureton	R/R	5-10	OF	12	2	0	0	0	0	0	0	.000
10	10	Mike Kseniak	R/R	6-0	DH	11	71	29	21	6	0	0	0	.408
12	12	Alex Boos	R/R	5-10	INF	9	2	0	1	0	0	0	0	.000
15	15	Mike Hammel	R/R	6-0	P	10	0	0	0	0	0	0	0	.000
17	17	Harry Shipley	R/R	5-8	INF	9	0	0	0	0	0	0	0	.000
18	18	Will Hunker	R/R	6-0	OF	11	1	0	4	0	0	0	0	.000
20	20	Matt Dauby	R/R	6-2	INF	11	96	34	28	27	9	2	6	.354
24	24	Luke Cureton	R/R	6-2	OF	10	25	9	9	4	1	3	0	.360
25	25	Ryan Levenhagen	L/R	6-4	INF	11	78	19	24	18	5	0	1	.244
28	28	Will Birch	R/R	5-11	P	10	0	0	0	0	0	0	0	.000
30	30	Jake Mills	R/R	6-1	P	11	0	0	0	0	0	0	0	.000
32	32	Austin Sparks	R/R	5-10	C	10	65	16	12	14	5	0	0	.246
35	35	Paul Tran	R/R	5-8	OF	11	1	0	0	0	0	0	0	.000
38	38	Alex Toneges	L/L	5-10	P	10	2	1	1	1	0	0	0	.500
Totals							765	253	236	206	67	12	19	.331

Pitchers

Lt.	Dk.	Name	W/L	ERA	GS	CG	SV	IP	BF	H	R	ER	BB	SO	HBP
5	5	Nick McCarty	11-0	1.60	11	7	1	67.6	247	45	15	12	19	68	8
7	7	Dillon Peters	10-1	1.34	12	8	0	73.6	250	38	14	11	31	143	2
28	28	Will Birch	3-0	4.05	5	0	0	20.0	78	19	11	9	8	24	0
30	30	Jake Mills	2-0	1.93	2	0	0	9.3	31	3	2	2	6	6	1
38	38	Alex Toneges	2-1	6.94	0	0	0	11.6	52	13	12	9	7	17	3
Totals			28-2	2.10	30	15	1	193	696	124	58	45	74	271	16

State Finals History

State Champion: 2001 (3A), 2007 (4A)
 Runner-Up: 2006 (4A), 2010 (4A)
 Appearances: 2001 (3A), 2006 (4A), 2007 (4A), 2010 (4A), 2011 (4A)



Rich Andriole
 379-78, 15th Year

Carroll (Fort Wayne) Chargers

Class 4A



Front Row (left to right): Langston Ginder (bat boy), Jeremy Shelmadine, Gavin Downs, Zach Vanlandingham, Lincoln Lantz (bat boy), Ryan Dean, Jon Timmerman, Austin Keathley, Peyton Lengacher, Bryce Ginder (bat boy), Aaron Fretz; Back Row: Asst. Coach Brett Windmiller, Head Coach Dave Ginder, Steve Remesnik, Tanner Ginder, Asst. Coach Chad Kohli, Ross Koble, Elliott Ford, Grant Wilson, Matt Kowalsky, Austin Starke, Asst. Coach Joe Rudolph, Mason Neuman, Asst. Coach Jason Lantz, and Asst. Coach Matt Vince.



Team Facts

Town/City: Fort Wayne
County: Allen
Superintendent: Chris Himsel
Principal: Deborah Neumeyer
Athletic Director: Daniel Ginder
Head Coach: Dave Ginder
Assistant Coaches: Brett Windmiller, Matt Vince, Joe Rudolph, Jason Lantz, Chad Kohli, Andy Papagiannis, and Jake Trahin
Nickname: Chargers
School Colors: Royal Blue and White
Conference: Northeast Hoosier
Enrollment: 1,837
Last Year's W-L Record: 26-6

Team Roster & Statistics

Lt.	Dk.	Name	B/T	Ht.	Pos.	Gr.	AB	H	R	RBI	2B	3B	HR	Avg.
1	1	Austin Starke	R/R	5-9	OF	10	4	1	5	1	0	0	0	.250
2	2	Austin Keathley	R/R	5-9	OF/P	11	75	30	26	28	6	0	4	.400
3	3	Tanner Ginder	L/R	5-10	INF	11	41	13	10	4	1	0	0	.317
5	5	Zach Vanlandingham	R/R	5-10	INF	12	97	40	35	47	10	0	8	.412
7	7	Jeremy Shelmadine	R/R	5-9	OF/P	12	99	34	42	34	9	1	10	.343
8	8	Grant Wilson	L/R	5-10	OF	11	103	40	25	27	11	1	2	.388
11	11	Steve Remesnik	L/L	6-1	P/1B	11	98	37	28	22	10	1	4	.378
12	12	Matt Kowalsky	R/R	6-0	OF	11	50	11	13	6	4	1	1	.220
17	17	Peyton Lengacher	R/R	6-2	INF/P	11	104	42	25	36	13	0	6	.404
18	18	Mason Neuman	L/R	6-0	INF/P	10	0	0	0	0	0	0	0	.000
19	19	Gavin Downs	R/R	6-0	INF/P	12	21	4	5	4	0	0	0	.190
20	20	Elliott Ford	R/R	6-2	C	11	57	19	18	10	5	1	0	.333
21	21	Jon Timmerman	R/R	5-9	INF/P	12	106	32	40	12	7	1	1	.302
23	23	Ryan Dean	R/R	6-3	P	12	1	1	0	0	0	0	0	1.000
25	25	Ross Koble	L/R	5-10	INF/C	10	17	2	5	2	0	0	0	.118
Totals							874	306	277	233	76	6	36	.350

Pitchers

Lt.	Dk.	Name	W/L	ERA	GS	CG	SV	IP	BF	H	R	ER	BB	SO	HBP
7	7	Jeremy Shelmadine	5-0	2.10	5	2	2	30.0	130	18	17	9	12	33	6
11	11	Steve Remesnik	5-1	4.08	5	1	0	36.0	174	39	25	21	18	27	9
17	17	Peyton Lengacher	4-0	2.77	5	1	1	35.3	157	35	19	14	11	22	5
19	19	Gavin Downs	11-1	2.66	11	7	2	73.6	311	73	36	28	17	66	8
21	21	Jon Timmerman	6-0	2.45	6	2	2	40.0	167	35	14	14	11	31	3
Totals			31-2	2.92	33	13	7	218	960	205	116	91	77	179	31

State Finals History

State Champion: 2010 (4A)
 Runner-Up: 1999 (3A)
 Appearances: 1999 (3A), 2010 (4A), 2011 (4A)



Dave Ginder
 210-66, 9th Year

Season Results (31-2)

4/1	at Jeffersonville	L	2-3
4/2	at New Albany	W	13-1
4/2	at Floyd Central	W	9-0
4/5	Fort Wayne Northrop	W	11-7
4/9	Fishers	W	8-3
4/9	Fishers	W	8-5
4/13	at Fort Wayne North Side	W	8-7
4/18	at FW Bishop Luers	W	14-6
4/23	at Fort Wayne Snider	L	5-6
4/23	at Fort Wayne Snider	W	17-5
4/28	at New Haven	W	9-5
4/29	at Norwell	W	6-4
4/30	FW Bishop Dwenger	W	12-2
4/30	FW Bishop Dwenger	W	4-0
5/3	East Noble	W	4-1
5/5	at Belmont	W	7-2
5/7	vs. Penn	W	8-4
5/10	Homestead	W	10-5
5/12	at Columbia City	W	20-4
5/13	at Huntington North	W	7-5
5/14	Warsaw	W	8-2
5/17	Warsaw	W	3-2
5/17	DeKalb	W	2-1
5/18	Yorktown	W	13-2
5/20	FW Concordia Lutheran	W	5-1
5/20	FW Concordia Lutheran	W	7-4
5/24	Northridge	W	9-7
DeKalb Sectional			
5/27	East Noble	W	6-1
5/30	Fort Wayne Snider	W	6-5
5/30	DeKalb	W	7-5
Pendleton Heights Regional			
6/4	Huntington North	W	6-5
6/6	Richmond	W	14-4
South Bend Clay Semi-State			
6/11	Crown Point	W	9-2