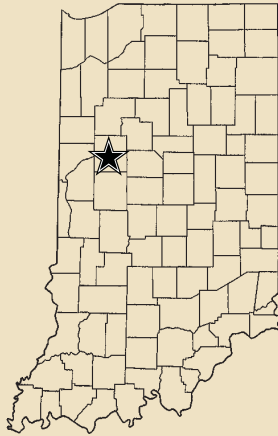




Lafayette Central Catholic Knights

Class A



Team Facts

Town/City: Lafayette
 County: Tippecanoe
 Superintendent: Dr. Marie Williams
 Principal: Joe Brettnacher
 Athletic Director: Tim Bordenet
 Asst. Athletic Director: Pat O'Keefe
 Head Coach: Tim Bordenet
 Assistant Coaches: David Sterrett, Kevin Ricks, Rob McKinley, Tim Whiteaker, Andy Klimek, Dave Jutkus
 Nickname: Knights
 School Colors: Navy and White
 Conference: Hoosier Heartland
 Enrollment: 225
 Last Year's W-L Record: 28-4

Season Results (26-7)

4/5	at Tri-County	W	11-0
4/6	at Harrison (WL)	L	2-3
4/9	Twin Lakes	W	13-0 (5)
4/13	at Tri-Central	W	11-0 (5)
4/14	Tri-Central	W	10-0 (5)
4/17	at Mishawaka Marian	L	1-2
4/17	vs. Indpls. Cathedral	L	0-14
4/19	at Frontier	W	22-3 (5)
4/20	at Clinton Prairie	W	15-1 (5)
4/21	Clinton Prairie	W	14-0 (5)
4/23	Indpls. Bishop Chatard	W	5-4
4/27	Carroll (Flora)	W	3-0
4/28	at Carroll (Flora)	W	12-2
4/29	Kokomo	W	17-7 (6)
4/30	McCutcheon	W	3-1
5/4	at Rossville	W	12-1
5/5	Rossville	W	14-4 (6)
5/6	Lafayette Jefferson	W	3-2
5/10	North Montgomery	L	3-5 (9)
5/11	Clinton Central	W	11-2
5/12	at Clinton Central	W	13-2 (5)
5/14	Guerin Catholic	W	5-4
5/15	Schlarman (IL)	W	1-0
5/15	Indpls. Scecina Memorial	L	2-3
5/19	Benton Central	L	6-7
5/22	vs. Andean	W	8-2
5/22	at Carmel	L	1-4
5/24	at West Lafayette	W	10-8
Laf. Central Catholic Sectional			
5/31	Rossville	W	10-0
6/1	Frontier	W	8-1
Laf. Central Catholic Regional			
6/5	Cowan	W	4-2
6/5	Randolph Southern	W	25-1 (5)
Kokomo Semi-State			
6/12	FW Blackhawk Christian	W	14-0



Front Row (left to right): Billy Fusiek, A.J. Bordenet (bat boy), Jason Aldridge, Reed Drysdale, Tanner Sterret (bat boy), Austin Munn, Cody Schrader, Ben Cramer, Brett Haan; Middle Row: Trae Bobillo, Scott Windler, Taylor Glaze, Chas Bobillo, Danny Anthrop, Wiley Lodde; Back Row: Asst. Coach Tim Whiteaker, Asst. Coach Dave Jutkus, Devin Morgan, Nick Stone, Jake Churchill, Cowan Olinger, Dalton Skees, Cole Hruskovich, Asst. Coach Kevin Ricks, Asst. Coach David Sterrett, Ryan DeBoy, Head Coach Tim Bordenet, and Asst. Coach Rob McKinley.

Team Roster & Statistics

Lt.	Dk.	Name	B/T	Ht.	Pos.	Gr.	AB	H	R	RBI	2B	3B	HR	Avg.
2	2	Cody Schrader	R/R	5-7	OF	11	2	1	12	2	0	0	0	.500
6	6	Reed Drysdale	R/R	5-8	C	12	91	30	26	29	8	0	4	.330
7	7	Billy Fusiek	R/R	6-1	3B	12	78	20	15	6	4	0	0	.256
8	8	Nick Stone	R/R	6-0	P/OF	10	10	4	4	5	1	0	0	.400
9	9	Jake Churchill	R/R	5-10	SS/2B	9	16	5	6	1	2	0	0	.313
10	10	Dalton Skees	R/R	5-10	2B	10	2	0	7	0	0	0	0	.000
11	11	Ben Cramer	L/L	5-10	P/OF	12	5	2	3	1	0	1	0	.400
12	12	Austin Munn	L/R	6-0	P/OF	10	89	32	24	27	6	1	3	.360
14	14	Danny Anthrop	R/R	6-0	2B	10	59	21	17	5	2	1	0	.356
15	15	Trae Bobillo	R/R	5-10	3B	10	0	0	2	0	0	0	0	.000
17	17	Cole Hruskovich	R/R	6-0	LF	12	99	39	37	18	6	0	0	.394
18	18	Ryan DeBoy	R/R	6-1	1B/OF	9	44	11	9	13	2	0	0	.250
20	20	Devin Morgan	R/R	5-8	C	11	20	7	8	7	2	0	0	.350
22	22	Jason Aldridge	R/R	6-3	1B	12	70	21	13	13	6	1	0	.300
24	24	Taylor Glaze	L/L	6-2	P/1B	12	83	33	30	21	8	0	2	.398
26	26	Scott Windler	R/R	6-2	OF	12	110	45	45	35	8	4	7	.409
28	28	Chas Bobillo	R/R	6-3	SS	12	87	28	24	24	6	0	1	.322
30	30	Wiley Lodde	R/R	5-9	C	10	0	0	0	0	0	0	0	.000
31	31	Brett Haan	R/R	6-4	P/OF	11	12	5	5	3	0	0	0	.417
32	32	Cowan Olinger	R/R	5-11	C	9	1	1	3	2	0	0	0	1.000
Totals							878	305	288	212	61	8	18	.347

Pitchers

Lt.	Dk.	Name	W/L	ERA	GS	CG	SV	IP	BF	H	R	ER	BB	SO	HBP
8	8	Nick Stone	3-1	3.36	4	1	0	16.6	-	19	10	8	8	19	1
11	11	Ben Cramer	1-0	3.30	2	0	1	17.0	-	18	9	8	8	11	1
12	12	Austin Munn	5-1	3.05	6	3	1	36.6	-	34	19	16	27	50	1
24	24	Taylor Glaze	9-2	1.02	11	8	0	68.3	-	42	15	10	22	77	3
28	28	Chas Bobillo	1-1	1.73	1	0	2	23.3	-	13	14	5	10	27	1
31	31	Brett Haan	7-2	1.22	9	4	0	46.0	-	26	12	8	13	50	8
Totals			26-7	1.98	33	16	4	211.6	-	156	85	60	91	233	15

State Finals History


State Champion: 2004 (A), 2007 (A), 2009 (A)
 Appearances: 2002 (A), 2003 (A), 2004 (A), 2007 (A), 2009 (3A), 2010 (A)



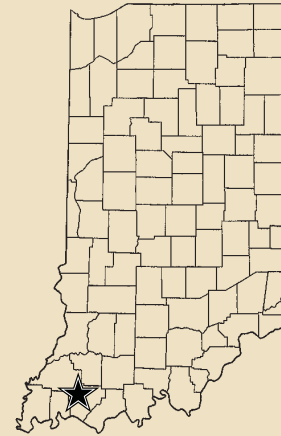
Tim Bordenet
 328-140, 15th Year

Tecumseh Braves

Class A



Front Row (left to right): Trevor Noffsinger, Ryan Robison, Jordan Lamborn, Kolton Chapman, Brandyn Greenwell, Dalton Froman; Back Row: Adam Westerman, Head Coach Dave Duncan, Nick Williams, Asst. Coach Adam Loveless, Josh Kaiser, Colton Jung, Chris Phillips, Kyle Lautner, Logan Greenwell, Dean Sullivan, Jacob Newmaster, Asst. Coach Rodney Oxley, Alex Oliver, Asst. Coach Nathan Brandle, Jordan Oxley, Athletic Trainer Mindy Rasche.



Team Facts

Town/City: Lynnville
County: Warrick
Superintendent: Brad Schneider
Principal: Richard Lance
Athletic Director: Bill Fritz
Asst. Athletic Director: Dirk Buck
Head Coach: Dave Duncan
Assistant Coaches: A.J. Loveless, Nathan Brandle, Rod Oxley
Nickname: Braves
School Colors: Red, White, and Blue
Conference: Pocket Athletic
Enrollment: 284
Last Year's W-L Record: 25-7

Team Roster & Statistics

Lt.	Dk.	Name	B/T	Ht.	Pos.	Gr.	AB	H	R	RBI	2B	3B	HR	Avg.
1	1	Ryan Robison	R/R	5-10	SS	12	65	16	24	15	4	0	0	.246
2	2	Kolton Chapman	L/R	5-10	CF	12	106	53	53	37	9	3	9	.500
3	3	Kyle Lautner	R/R	5-11	C/P	10	15	5	6	2	0	0	0	.333
5	5	Dalton Froman	R/R	6-0	3B/P	12	68	23	22	29	4	0	2	.338
7	7	Colton Jung	R/R	5-10	INF	11	99	40	31	34	10	0	0	.404
9	9	Jordan Lamborn	L/L	5-8	1B	12	53	17	11	12	3	0	0	.321
10	10	Logan Greenwell	L/R	5-3	2B	10	26	11	8	2	2	0	0	.423
12	12	Brandyn Greenwell	R/R	5-10	RF	12	70	18	18	11	2	0	0	.257
13	13	Jacob Newmaster	R/R	5-11	OF	10	21	8	6	4	1	0	1	.381
15	15	Josh Kaiser	R/R	5-10	UT	10	1	0	0	0	0	0	0	.000
17	17	Chris Phillips	R/R	5-8	SS	9	3	2	1	0	0	0	0	.667
22	22	Dean Sullivan	R/R	6-2	3B/P	11	8	2	5	4	1	0	0	.250
23	23	Jordan Oxley	R/R	5-11	LF	12	17	2	5	2	0	0	0	.118
24	24	Trevor Noffsinger	L/R	5-9	C	12	101	43	39	46	12	2	6	.426
25	25	Adam Westerman	R/R	6-1	3B/P	12	105	36	38	19	4	2	0	.343
27	27	Nick Williams	R/R	5-8	OF	12	70	23	23	16	4	0	0	.329
30	30	Alex Oliver	R/R	6-1	OF/P	12	78	18	26	18	0	0	3	.231
Totals							906	317	316	251	56	7	21	.350

Pitchers

Lt.	Dk.	Name	W/L	ERA	GS	CG	SV	IP	BF	H	R	ER	BB	SO	HBP
5	5	Dalton Froman	4-4	3.02	9	1	1	39.3	205	30	43	17	23	35	8
25	25	Adam Westerman	6-1	2.83	9	5	0	54.3	245	53	30	22	16	44	6
30	30	Alex Oliver	6-3	2.44	8	2	0	48.6	217	46	35	17	22	34	3
Totals			22-10	3.39	32	12	1	206	987	187	164	100	104	163	25

State Finals History

State Champion: 2003 (A)
 Runner-Up: 2002 (A)
 Appearances: 2001 (A), 2002 (A), 2003 (A), 2010 (A)



Dave Duncan
 142-64, 7th Year

Season Results (22-10)

3/30	Crawford County	L	1-3
4/5	Castle	L	7-12
4/7	Tell City	L	12-13
4/8	at Gibson Southern	L	5-10
4/9	at Forest Park	L	6-8
4/10	at New Harmony	W	25-5 (5)
4/10	at New Harmony	W	13-0 (5)
4/12	Perry Central	W	14-2 (5)
4/14	Princeton	W	6-3
4/15	at Wood Memorial	W	12-0 (5)
4/17	Cannelton	W	10-0 (5)
4/17	Cannelton	W	20-1 (5)
4/22	South Spencer	L	8-9
4/29	North Posey	L	6-12
5/1	at Heritage Hills	L	10-11
5/4	at Boonville	W	8-3
5/6	Pike Central	L	3-9
5/8	at Vincennes Rivet	W	8-0
5/8	at North Knox	W	16-6
5/10	Northeast Dubois	W	8-6
5/11	Evansville Bosse	W	17-3
5/12	Southridge	W	7-6
5/15	at Loogootee	W	5-3 (9)
5/15	at Princeton	W	12-11 (8)
5/18	at North Posey	L	4-8
5/19	at Pike Central	W	16-4
5/20	Barr-Reeve	W	16-8
Cannelton Sectional			
5/28	Cannelton	W	14-0 (5)
5/31	Wood Memorial	W	13-0 (5)
Loogootee Regional			
6/5	Northeast Dubois	W	5-3
6/5	Barr-Reeve	W	11-2
Southridge Semi-State			
6/12	North Central (Farm.)	W	4-3



Delphi Oracles

Class 2A



Team Facts

Town/City: Delphi
 County: Carroll
 Superintendent: Ralph Walker
 Principal: Barry Stone
 Athletic Director: Dan Dawson
 Head Coach: Pat Lowrey
 Assistant Coaches: Onix, Aviles, Dave Gilbert, Paul Kubon, Wes Allen, Jeff Shuler, Ben Ticen
 Student Managers:
 Cody Murray, Kyle Miller
 Nickname: Oracles
 School Colors: Vegas Gold and Black
 Conference: Hoosier
 Enrollment: 522
 Last Year's W-L Record: 14-15

Season Results (26-7)

4/1	at Pioneer	W	4-1
4/9	at Rossville	W	9-2
4/10	at Fountain Central	W	17-7 (6)
4/10	at Fountain Central	L	10-25 (5)
4/12	Frankfort	L	4-10
4/15	Frontier	L	9-13
4/16	Clinton Prairie	W	7-4
4/17	at McCutcheon	L	0-6
4/19	at Carroll (FW)	W	6-0
4/20	at Peru	W	13-7
4/21	at Sheridan	W	6-3
4/27	Twin Lakes	W	15-7
4/28	at Twin Lakes	W	17-6 (5)
4/30	Seeger	W	15-0 (5)
5/4	Sheridan	W	12-5
5/6	Tri-County	W	8-7
5/8	Benton Central	L	8-17
5/8	Benton Central	W	8-2
5/11	at West Lafayette	W	4-3
5/12	at West Lafayette	L	3-9
5/13	North White	W	14-5
5/15	Tipton	W	5-4
5/15	Tipton	W	9-3
5/20	at Rensselaer Central	W	10-7
5/22	Rensselaer Central	W	7-5
5/25	Rossville	W	17-7 (5)
5/25	Rossville	L	5-8

Carroll (Flora) Sectional

5/27	Seeger	W	13-4
5/31	Clinton Central	W	3-1
6/1	Fountain Central	W	3-2

Wabash Regional

6/7	Taylor	W	3-2
6/7	Adams Central	W	8-7

Kokomo Semi-State

6/12	Fairfield	W	8-2
------	-----------	---	-----



Front Row (left to right): Asst. Coach Onix Aviles, Erik Carpenter, Dayton Rumell, Neil Snoeberger, Tyler Willis, Tanner Cripe, Jeremy Lowrey, Tyler Smith, Blake Walters; Back Row: Asst. Coach Paul Kubon, Codey Sattler, Cole Whitaker, Dustin Salyer, Shane Hyman, Austin Hawn, Matt Brown, Karson Bender, Manager Cody Murray, Jason Stewart, Manager Kyle Miller, Head Coach Pat Lowrey, Asst. Coach Dave Gilbert.

Team Roster & Statistics

Lt.	Dk.	Name	B/T	Ht.	Pos.	Gr.	AB	H	R	RBI	2B	3B	HR	Avg.
1	1	Tyler Smith	R/R	5-10	2B	11	86	23	21	13	4	0	0	.267
2	2	Matt Brown	R/R	6-2	3B/P	10	16	5	4	5	1	0	0	.313
3	3	Neil Snoeberger	R/R	5-10	SS/P	12	97	43	43	22	10	4	2	.443
4	4	Tyler Willis	R/R	6-0	P	12	23	4	5	3	1	0	1	.174
5	5	Erik Carpenter	R/L	5-9	P/OF	9	27	10	8	4	0	0	0	.370
8	8	Dayton Rumell	R/R	5-5	LF	11	88	23	28	16	3	0	0	.261
10	10	Tanner Cripe	R/R	6-1	P/1B/3B	12	106	34	20	27	2	0	0	.321
11	11	Austin Hawn	L/L	6-1	P/1B/RF	11	104	41	23	36	6	4	0	.394
13	13	Blake Walters	R/R	5-9	C	9	2	1	0	2	0	0	0	.500
15	15	Karson Bender	L/L	6-0	CF/P	10	81	36	39	21	7	1	3	.444
18	18	Jason Stewart	R/R	5-10	P/OF	11	1	0	1	0	0	0	0	.000
21	21	Cole Whitaker	R/R	6-1	1B/P	10	19	7	9	5	2	0	0	.368
22	22	Shane Hyman	R/R	5-11	C	11	81	33	26	34	8	0	6	.407
23	23	Dustin Salyer	R/R	6-0	IF/OF/P	11	88	25	25	25	6	0	1	.284
31	31	Codey Sattler	R/R	6-0	IF/C/P	9	101	27	25	32	6	0	1	.267
Totals							809	280	222	197	34	9	13	.346

Pitchers

Lt.	Dk.	Name	W/L	ERA	GS	CG	SV	IP	BF	H	R	ER	BB	SO	HBP
2	2	Matt Brown	3-0	3.62	4	1	0	19	91	14	15	10	10	24	4
3	3	Neil Snoeberger	1-0	4.12	3	0	0	18	90	23	16	11	5	14	6
4	4	Tyler Willis	2-1	6.86	3	0	0	16	91	25	24	16	13	14	1
5	5	Erik Carpenter	3-0	0.48	0	0	1	14	55	10	2	1	1	8	0
10	10	Tanner Cripe	6-2	5.21	10	2	1	45	250	68	54	34	24	39	13
11	11	Austin Hawn	9-2	1.80	10	6	2	70	313	63	40	18	22	62	5
18	18	Jason Stewart	2-1	5.35	0	0	1	17	82	19	14	13	9	12	3
Totals			26-7	3.98	33	9	5	220	1074	245	191	125	97	187	39

State Finals History

First Appearance



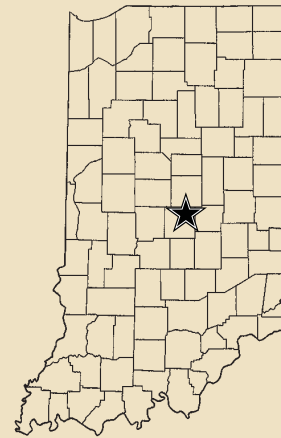
Pat Lowrey
62-31, 3rd Year

Heritage Christian Eagles

Class 2A



Front Row (left to right): Statistician Hailey Harpst, Adam Meadows, Scott Kreeger, Cameron McWilliams, David Ledbetter, Ryan Ledbetter, Sterling Harpst, Nick Sato, Gates Maier, Statistician Kate Corcoran, Head Coach Dan Ambrose; Back Row: Athletic Trainer Andy Shaffer, Asst. Coach Kiel Atkinson, Matt Hunt, Asst. Coach Steve Tais, Tim Walters, Brad Robbins, Hunter Jones, Eric Douglass, Brendon Burke, Randall Cork, Jeffrey Miley, Asst. Coach David Crawshaw, Asst. Coach Darrell Thompson.



Team Facts

Town/City: Indianapolis
County: Marion
Superintendents: Gary Boram and Brenda Klingerman
Principal: Jeff McMaster
Athletic Director: Andrew Riddick
Asst. Athletic Director: Michelle York
Head Coach: Dan Ambrose
Assistant Coaches: Kiel Atkinson, Darrell Thompson, Steve Tais, David Crawshaw
Student Managers/Statisticians: Kate Corcoran and Hailey Harpst
Nickname: Eagles
School Colors: Royal Blue and White
Conference: Independent
Enrollment: 520
Last Year's W-L Record: 25-6

Team Roster & Statistics

Lt.	Dk.	Name	B/T	Ht.	Pos.	Gr.	AB	H	R	RBI	2B	3B	HR	Avg.
5	5	Sterling Harpst	R/R	6-0	2B	12	105	38	41	25	6	3	4	.362
6	6	Matt Hunt	R/R	5-8	2B	9	38	11	8	8	2	0	1	.289
7	7	Nick Sato	R/R	5-11	2B	12	9	3	3	1	1	0	0	.333
8	8	Jeff Miley	R/R	6-0	3B	11	97	30	25	17	8	1	0	.309
8	8	Tim Walters	R/R	6-0	OF	11	13	1	3	0	0	0	0	.077
9	9	Scott Kreeger	L/L	5-10	RF	12	75	24	18	17	4	1	0	.320
12	12	David Ledbetter	L/R	5-11	P	12	99	51	38	42	12	3	6	.515
16	16	Eric Douglass	R/R	5-9	P	9	21	9	9	5	1	0	0	.429
17	17	Ryan Ledbetter	R/R	5-11	SS	12	101	51	36	50	16	2	4	.505
18	18	Randall Cork	R/R	5-11	LF	10	20	8	7	12	2	0	2	.400
19	19	Gates Maier	R/R	5-8	C	10	41	13	14	9	1	0	1	.317
20	20	Cameron McWilliams	L/L	5-10	CF	12	104	38	53	17	6	0	2	.365
21	21	Brendon Burke	R/R	5-10	1B	11	62	20	24	18	3	0	2	.323
25	25	Hunter Jones	R/R	5-11	LF	9	49	21	11	14	4	0	1	.429
28	28	Adam Meadows	R/R	5-9	C	9	26	7	11	3	1	1	0	.269
30	30	Brad Robbins	R/R	6-1	1B	11	45	11	7	6	2	0	0	.244
Totals							936	344	311	249	70	11	23	.368

Pitchers

Lt.	Dk.	Name	W/L	ERA	GS	CG	SV	IP	BF	H	R	ER	BB	SO	HBP
8	8	Jeff Miley	6-1	2.18	-	-	0	41.6	0	34	21	13	13	4	7
12	12	David Ledbetter	8-2	1.42	-	-	0	59.0	0	35	21	12	34	107	3
16	16	Eric Douglass	2-2	4.06	-	-	0	29.3	0	29	24	17	12	32	1
17	17	Ryan Ledbetter	6-3	4.14	-	-	0	47.3	0	38	39	28	43	55	7
Totals			22-8	2.95	-	-	0	177.3	0	136	104	70	102	235	18

State Finals History

State Champion: 2009 (2A)
 Appearances: 2009 (2A), 2010 (2A)



Dan Ambrose
 241-112, 14th Year

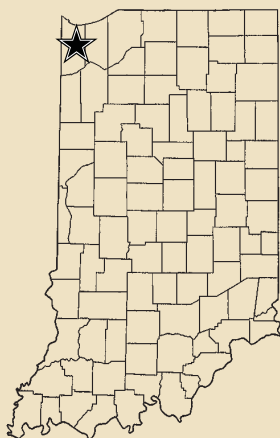
Season Results (26-10)

3/29	Westfield	L	6-19 (5)
4/9	Lenoir (TN)	W	15-8
4/9	Hannasee (NC)	W	15-5
4/10	Christ. Acad. Knoxville (TN)	W	7-5
4/10	Christ. Acad. Knoxville (TN)	L	13-14 (9)
4/12	at Indpls. Northwest	W	21-3 (5)
4/13	Triton Central	W	13-7
4/15	Park Tudor	W	11-9
4/17	at Madison-Grant	W	22-7 (5)
4/17	at Madison-Grant	W	14-2 (5)
4/19	at Speedway	W	11-0 (5)
4/20	Brebeuf Jesuit	L	1-9
4/22	at Sheridan	W	12-1 (6)
4/24	Guerin Catholic	W	8-0
4/24	Lakeland	W	5-3
4/27	Bethesda Christian	W	7-1
4/29	Indy Kings	W	14-2 (5)
5/1	at Cascade	W	17-3 (5)
5/1	at Cascade	W	11-1 (5)
5/8	Indpls. Manual	W	8-0
5/8	Cov. Christian (Indpls.)	W	10-0
5/10	at Lawrence North	L	1-7
5/11	at Indpls. Sececina Memorial	L	1-5
5/14	Indpls. Cathedral	L	5-9
5/15	at Indpls. Cardinal Ritter	W	5-1
5/18	at Cov. Christian (Indpls)	L	1-5
5/20	Indian Creek	W	12-2 (5)
5/22	Western	L	2-7
5/22	Benton Central	L	1-2
5/24	Indpls. Cathedral	L	1-7
Indpls. Sececina Sectional			
5/26	Indian Creek	W	15-1 (5)
5/29	Indpls. Washington	W	16-0 (5)
5/31	Indpls. Sececina Memorial	W	2-1
Park Tudor Regional			
6/5	Union County	W	6-0
6/5	Wapahani	W	5-2
Avon Semi-State			
6/12	Providence	W	7-2



Andrean Fighting 59ers

Class 3A



Team Facts

Town/City: Merrillville
 County: Lake
 Superintendent: Barbara O'Block
 Principal: Rev. Paul E. Quanz, C.S.B.
 Athletic Director: Tim Crnkovich
 Head Coach: Dave Pishkur
 Assistant Coaches: Jim Nohos,
 Ryne Pishkur, Tommy Finn
 Student Managers: Brian Kogut, Mike Hamm, Kelsie Plesac, Kelly Dineen, Rachael Young, Samantha Long
 Nickname: 59'ers
 School Colors: Red and Gold
 Conference: Northwest Crossroads
 Enrollment: 622
 Last Year's W-L Record: 33-2

Season Results (28-6)

4/1	Lemont (IL)	L	10-16 (8)
4/6	Hammond Clark	W	6-2
4/7	Hammond Gavit	W	4-2
4/10	at Penn	W	4-2 (9)
4/13	at Lowell	W	17-4
4/15	at Griffith	W	7-0
4/16	Illiana Christian (IL)	W	10-0
4/17	at Chesterton	W	13-7
4/19	Kankakee Valley	W	3-2
4/21	vs. Marian Catholic (IL)	W	6-2
4/23	Highland	L	5-6 (8)
4/24	Hammond Bishop Noll	L	4-5
4/27	at Munster	L	3-5
4/29	Hobart	W	7-2
5/3	Lowell	W	6-5
5/4	at Naperville Central (IL)	W	12-3
5/5	Griffith	W	7-4
5/6	vs. Indpls. Cathedral	L	3-13
5/7	at Kankakee Valley	W	10-0
5/8	Hammond Gavit	W	6-3
5/8	Hammond Gavit	W	11-0
5/18	at Highland	W	7-2
5/19	at Hobart	W	12-4
5/20	Munster	W	8-2
5/22	vs. Lafayette Catholic	L	2-8
5/22	vs. Fort Wayne Northrop	W	12-0
5/24	at Merrillville	W	11-0
5/25	Reavis (IL)	W	7-3

Andrean Sectional


5/27	Knox	W	10-0
5/29	Griffith	W	14-0
5/29	Kankakee Valley	W	5-2

Plymouth Regional

6/5	South Bend St. Joseph's	W	12-3
6/5	Western	W	9-2

South Bend Clay Semi-State

6/12	New Haven	W	5-1
------	-----------	---	-----



Front Row (left to right): Cody Haver, Brandon Pavlina, Tony Arvin, Vince Tornincasa, Tyler Ochi, Mike Brosseau, Dakota Cooper, Mark Pishkur, Hunter Ruzbasan, Nick Tobye; Back Row: Brian Kogut, Kenny Mahala, Zak Ryan, Head Coach Dave Pishkur, P.J. Mason, Brandon Siminski, Mike Hanchar, Zach Goldasich, Sean Manaea, Cameron Cooper, Mike Sammon, Matt Doolin, Mike Hamm, and Jordan Falls. Not pictured: Asst. Coach Tommy Finn, Asst. Coach Jim Nohos, and Asst. Coach Ryne Pishkur.

Team Roster & Statistics

Lt.	Dk.	Name	B/T	Ht.	Pos.	Gr.	AB	H	R	RBI	2B	3B	HR	Avg.
1	1	Tyler Ochi	R/R	5-9	P/INF/OF	11	72	23	13	13	3	1	0	.319
2	2	Cameron Cooper	R/R	5-11	P/INF/OF	11	58	14	12	14	2	1	0	.241
3	3	Mark Pishkur	R/R	5-10	P/MI	10	79	28	20	20	2	0	1	.354
4	4	Vince Tornincasa	R/R	5-8	INF	12	110	41	39	19	8	1	0	.373
5	5	Ken Mahala	L/R	6-3	P/3B	12	85	27	33	32	5	0	8	.318
6	6	Mike Sammon	R/R	6-0	P	11	1	0	0	0	0	0	0	.000
7	7	Hunter Ruzbasan	R/R	5-10	OF	11	5	1	6	0	0	0	0	.200
8	8	Dakota Cooper	R/R	5-9	C	9	1	0	1	0	0	0	0	.000
10	10	Zak Ryan	R/R	6-0	P/INF	9	30	8	13	9	1	0	1	.267
11	11	Brandon Siminski	R/R	5-9	DH	11	33	9	4	6	1	0	2	.273
12	12	Mike Hanchar	L/L	6-4	P	11	0	0	0	0	0	0	0	.000
13	13	Jordan Falls	R/R	6-0	C/1B	11	51	22	12	15	2	2	1	.431
14	14	Sean Manaea	R/L	6-5	P	12	0	0	0	0	0	0	0	.000
15	15	Anthony Arvin	R/R	5-8	PR	12	0	0	3	0	0	0	0	.000
16	16	Nick Tobye	R/R	5-10	3B/P/OF	10	32	9	8	10	2	1	0	.281
17	17	Phil Mason	R/R	6-3	OF	12	87	35	28	30	10	0	6	.402
19	19	Zach Goldasich	R/R	6-1	P/1B/DH	10	57	19	16	14	4	0	0	.333
21	21	Matt Doolin	L/R	6-0	1B/C	12	88	29	21	29	4	1	2	.330
22	22	Mike Brosseau	R/R	5-9	MI	10	88	35	19	18	3	0	0	.330
24	24	Brandon Pavlina	R/R	5-10	C/OF/P	10	26	6	8	4	3	0	0	.231
Totals							936	312	268	238	51	8	21	.333

Pitchers

Lt.	Dk.	Name	W/L	ERA	GS	CG	SV	IP	BF	H	R	ER	BB	SO	HBP
5	5	Ken Mahala	9-0	1.53	11	8	0	73.0	298	53	24	16	19	84	6
10	10	Zak Ryan	3-1	2.91	6	1	1	33.6	155	27	23	14	22	29	9
12	12	Mike Hanchar	0-0	0.00	0	0	0	3.0	10	0	0	0	0	6	0
14	14	Sean Manaea	4-0	1.73	4	1	0	24.3	98	10	7	6	16	36	4
16	16	Nick Tobye	3-1	1.67	4	2	2	21.0	90	18	7	5	10	17	2
Totals			28-6	2.45	33	15	4	229	995	183	110	80	103	213	33

State Finals History

State Champion: 2005 (3A), 2009 (3A)
 Runner-Up: 2004 (3A)
 Appearances: 2003 (3A), 2004 (3A), 2005 (3A),
 2009 (3A), 2010 (3A)



Dave Pishkur
 750-238, 31st Year

Jasper Wildcats

Class 3A



Front Row (left to right): Manager Caleb Lehman, Jason Hopf, Eric Schnaus, Scott Wendholt, Austin Ahrens, Spencer Fuhs, Luke Rogers, Tory Hall, Manager Drew Frick, Head Coach Terry Gobert; Back Row: Asst. Coach Andy Noblitt, Team Doctor Jared Brosmer, Logan Hettinger, Asst. Coach Jason Ahlbrand, Nick Gobert, Spencer Sapp, Logan Sermersheim, Blake Blessinger, Mark Giesler, Karson Nixon, Dane Giesler, Caleb Begle, Sam Rumbach, and Asst. Coach Jeremy Wolf.



Team Facts

Town/City: Jasper
County: Dubois
Superintendent: Dr. Jerrill Vandeventer
Principal: Bob Hacker
Athletic Director: Dennis Lewis
Head Coach: Terry Gobert
Assistant Coaches: Andy Noblitt, Jason Ahlbrand, Jeremy Wolf, Blake Krueger, and Ray Howard
Student Managers: Caleb Lehman, Drew Frick
Nickname: Wildcats
School Colors: Black and Gold
Conference: Big 8
Enrollment: 1,050
Last Year's W-L Record: 22-10

Team Roster & Statistics

Lt.	Dk.	Name	B/T	Ht.	Pos.	Gr.	AB	H	R	RBI	2B	3B	HR	Avg.
3	3	Caleb Begle	L/R	6-2	SS	10	99	30	30	18	4	0	0	.303
4	4	Tory Hall	L/R	5-11	C	11	69	24	11	15	10	0	1	.348
5	5	Logan Sermersheim	L/R	6-0	OF	11	33	13	10	8	1	3	0	.394
7	7	Austin Ahrens	R/R	6-2	OF	12	98	40	43	26	3	2	5	.408
8	8	Dane Giesler	L/R	6-2	1B	10	99	30	19	40	9	1	3	.303
9	9	Spencer Fuhs	R/R	6-2	P	12	22	4	4	3	0	0	1	.182
10	10	Luke Rogers	R/R	6-0	P	11	7	1	2	0	0	0	0	.143
11	11	Eric Schnaus	R/R	6-1	P	12	7	2	1	2	0	0	0	.286
12	12	Scott Wendholt	R/R	6-1	OF	12	101	31	30	14	5	1	2	.307
13	13	Logan Hettinger	R/R	6-0	C	10	2	1	1	0	0	0	0	.500
15	15	Jason Hopf	R/R	6-1	P	12	31	3	3	3	0	0	0	.097
16	16	Nick Gobert	R/R	5-11	2B	9	68	16	16	13	4	0	1	.235
18	18	Spencer Sapp	L/L	6-4	P/OF	11	97	38	32	30	12	0	1	.392
19	19	Mark Giesler	R/R	6-3	P	9	22	5	4	2	3	0	0	.227
20	20	Blake Blessinger	R/R	6-0	P/3B	11	87	24	21	18	5	1	1	.276
24	24	Sam Rumbach	R/R	6-2	C/1B	11	75	19	15	13	5	0	0	.253
25	25	Karson Nixon	R/R	6-4	P	10	2	2	2	1	0	0	0	1.000
Totals							918	281	244	206	61	8	15	.306

Pitchers

Lt.	Dk.	Name	W/L	ERA	GS	CG	SV	IP	BF	H	R	ER	BB	SO	HBP
9	9	Spencer Fuhs	3-0	2.06	3	0	1	17.0	68	15	7	5	11	13	0
11	11	Eric Schnaus	5-1	1.53	7	3	0	36.2	139	33	12	8	13	36	2
15	15	Jason Hopf	4-0	0.58	3	1	1	24.0	91	21	5	2	12	22	1
18	18	Spencer Sapp	12-2	1.07	13	8	1	85.0	315	54	18	13	28	116	3
20	20	Blake Blessinger	5-1	2.00	6	3	3	42.0	167	40	17	12	6	43	1
Totals			30-5	1.77	35	15	6	233.2	894	192	84	59	91	258	14

State Finals History

State Champion: 1996, 1997, 1998 (3A), 2000 (3A), 2006 (3A)
Appearances: 1967, 1968, 1981, 1986, 1991, 1995, 1996, 1997, 1998 (3A), 2000 (3A), 2003 (3A), 2006 (3A), 2010 (3A)



Terry Gobert
571-182, 23rd Year

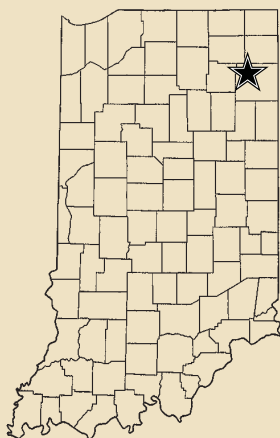
Season Results (30-5)

4/6	Bloomington South	L	2-11
4/7	Mt. Carmel (IL)	W	6-0
4/9	at Evansville Memorial	L	7-11
4/12	Evansville Central	W	6-0
4/14	at Pike Central	W	8-0
4/15	Castle	L	2-5
4/16	New Albany	W	3-0
4/17	Indpls. Bishop Chatard	W	2-1
4/19	Heritage Hills	L	3-5
4/20	at Princeton	W	9-0
4/22	Washington	W	8-3
4/23	Indpls. Cathedral	L	0-2
4/27	Vincennes Rivet	W	11-1 (5)
4/28	Tell City	W	9-3
4/29	at Northeast Dubois	W	12-1
4/30	Jeffersonville	W	11-1 (6)
5/4	at Forest Park	W	5-0
5/6	Bloomington South	W	8-6
5/7	at Southridge	W	8-1
5/10	Gibson Southern	W	7-3
5/11	Mt. Vernon	W	12-2 (5)
5/13	at Vincennes Lincoln	W	13-2
5/14	Evansville North	W	10-5
5/15	Perry Meridian	W	6-3
5/15	Evansville Harrison	W	8-4
5/18	Boonville	W	3-0
5/19	South Spencer	W	2-1
5/20	Bloomfield	W	14-3 (5)
5/24	Barr Reeve	W	11-0 (5)
Jasper Sectional			
5/27	Vincennes Lincoln	W	9-1
5/31	Washington	W	5-1
6/1	Southridge	W	5-3
Jasper Regional			
6/5	Evansville Bosse	W	11-0 (6)
6/5	West Vigo	W	6-4
Southridge Semi-State			
6/13	New Palestine	W	1-0



Carroll (Fort Wayne) Chargers

Class 4A



Team Facts

Town/City: Fort Wayne
 County: Allen
 Superintendent: Ken Fowble
 Principal: Deb Neumeyer
 Athletic Director: Dan Ginder
 Head Coach: Dave Ginder
 Assistant Coaches: Brett Windmiller, Matt Vince, Joe Rudolph, Clint Davis, Chad Kohli, Andy Papagiannis, and Jake Trahin
 Nickname: Chargers
 School Colors: Royal Blue and White
 Conference: Northeast Hoosier
 Enrollment: 1,905
 Last Year's W-L Record: 21-8

Season Results (25-6)

4/2	at Jeffersonville	W	16-2
4/3	at New Albany	L	9-10
4/3	at Floyd Central	L	7-11
4/7	at Ft. Wayne Northrop	W	19-6
4/9	Churubusco	W	10-9
4/10	at Fishers	W	15-6
4/10	at Fishers	W	5-2
4/13	at Ft. Wayne Elmhurst	W	15-4
4/14	Ft. Wayne North Side	W	10-6
4/19	Ft. Wayne Bishop Luers	W	10-0
4/24	Ft. Wayne Snider	W	10-4
4/24	Ft. Wayne Snider	W	11-7
4/27	Norwell	W	3-2
4/29	New Haven	L	4-6
5/4	at East Noble	W	14-2
5/6	Bellmont	W	4-2
5/8	at Plymouth	W	6-1
5/8	vs. Crown Point	L	4-14
5/10	vs. Homestead	W	13-12
5/14	Columbia City	W	10-0
5/15	at Warsaw	L	5-6
5/15	at Warsaw	W	7-5
5/19	at Dekalb	L	1-2 (13)
5/24	Bellmont	W	8-5
5/25	at Yorktown	W	13-0

Carroll (Ft. Wayne) Sectional

5/27	East Noble	W	10-0
6/1	Ft. Wayne Northrop	W	10-0
6/1	Ft. Wayne Snider	W	7-6

Pendleton Heights Regional

6/5	Connersville	W	10-0
6/5	Kokomo	W	5-4

South Bend Clay Semi-State

6/12	Munster	W	3-0
------	---------	---	-----



Front Row (left to right): Cooper Rudolph (bat boy), Micah Fretz (bat boy), Bryce Ginder (bat boy), Langston Ginder (bat boy), Matt Fretz, Tony Hausfeld, Josh Niedermeyer, Chip Maples, Curtis Wise, Justin Glass, Ross O'Neill; Middle Row: Ross Koble, Gavin Downs, Grant Wilson, Zach Vanlandingham, Jon Timmerman, Noah Revis-French, Jeremy Shelmadine, Evan Kosmoski; Back Row: Head Coach Dave Ginder, Asst. Coach Brett Windmiller, Asst. Coach Joe Rudolph, Elliott Ford, Tanner Ginder, Steve Remesnik, Ryan Dean, Peyton Lengacher, Andy Kaufman, Asst. Coach Matt Vince, Asst. Coach Andy Papagiannis, Manager Alex Brown, Asst. Coach Clint Davis.

Team Roster & Statistics

Lt.	Dk.	Name	B/T	Ht.	Pos.	Gr.	AB	H	R	RBI	2B	3B	HR	Avg.
2	2	Tanner Ginder	L/R	5-11	INF	10	25	6	11	4	0	0	0	.240
3	3	Ross O'Neill	R/R	6-0	OF	12	23	5	9	4	0	0	1	.217
4	4	Chip Maples	R/L	5-10	INF	12	77	22	20	12	2	0	1	.286
5	5	Matt Fretz	L/L	6-1	OF	12	8	1	1	1	0	0	0	.125
6	6	Justin Glass	L/R	6-2	OF	12	100	52	46	48	7	2	16	.520
7	7	Curtis Wise	L/R	6-1	P/1B	12	87	32	34	36	7	1	6	.368
8	8	Grant Wilson	L/R	5-9	OF	10	85	36	30	33	9	2	4	.424
10	10	Tony Hausfeld	R/R	6-6	P	12	1	1	0	0	0	0	0	1.000
11	11	Steve Remesnik	L/L	6-0	P/1B	10	67	26	18	28	7	0	4	.388
12	12	Jeremy Shelmadine	R/R	5-9	OF/P	11	87	30	26	21	10	0	5	.345
14	14	Andy Kaufman	R/R	5-11	P	11	0	0	0	0	0	0	0	.000
15	15	Evan Kosmoski	L/L	5-11	OF	12	15	3	2	5	0	0	0	.200
16	16	Noah Revis-French	L/R	6-2	INF	11	42	10	10	8	1	0	1	.238
17	17	Peyton Lengacher	R/R	6-2	INF/P	10	2	0	1	0	0	0	0	.000
19	19	Gavin Downs	R/R	5-10	P	11	5	1	3	2	1	0	0	.200
20	20	Elliott Ford	R/R	6-0	C	10	23	7	10	3	1	0	0	.304
21	21	Jon Timmerman	R/R	5-7	SS	11	92	27	24	13	3	1	0	.293
23	23	Ryan Dean	R/R	6-3	P	11	0	0	0	0	0	0	0	.000
24	24	Josh Niedermeyer	R/R	5-8	P/OF	12	24	7	8	8	3	0	0	.292
25	25	Zach Vanlandingham	R/R	5-8	3B	11	75	27	23	13	5	1	1	.360
Totals							838	293	276	239	56	7	39	.350

Pitchers

Lt.	Dk.	Name	W/L	ERA	GS	CG	SV	IP	BF	H	R	ER	BB	SO	HBP
7	7	Curtis Wise	11-1	1.91	12	4	1	62.3	259	49	21	17	21	86	1
10	10	Tony Hausfeld	2-0	3.09	3	1	1	22.6	110	19	14	10	19	24	4
11	11	Steven Remesnik	3-2	4.07	7	1	0	44.6	218	47	36	26	21	33	9
19	19	Gavin Downs	4-1	2.90	2	0	0	29.0	137	28	19	12	14	19	5
24	24	Josh Niedermeyer	4-0	1.46	4	1	1	24.0	105	17	11	5	14	27	2
Totals			25-6	2.79	31	7	5	203.3	945	190	134	81	104	200	25

State Finals History

Runner-Up: 1999 (3A)
 Appearances: 1999 (3A), 2010 (4A)



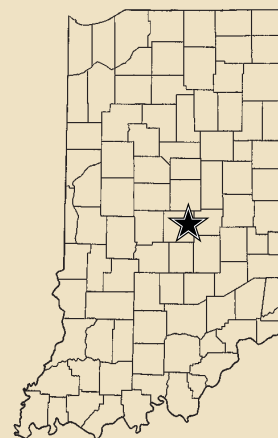
Dave Ginder
 178-64, 15th Year

Indpls. Cathedral Fighting Irish

Class 4A



Front Row (left to right): Asst. Coach Matt Ferguson, Luke Cureton, Chris Wright, Ian Cureton, Casey Devlin, Scott Miller, Austin Boos, Jake Toneges, Mike Hammel, Cody Hobbs, Head Coach Rich Andriole;
Back Row: Asst. Coach Bill Potter, Asst. Coach Michael Lauck, Asst. Coach Ed Freije, Tom Farrell, Nick McCarty, Austin Sparks, Matt Dauby, Dillon Peters, Phil Mosey, Corey Colquitt, Ryan Levenhagen, Will Hunker, Cam Nelson, Kevin Collins, Asst. Coach Harry Nguyen, Asst. Coach Bill Finn.



Team Facts

Town/City: Indianapolis
County: Marion
President: Stephen J. Helmich
Principal: David L. Worland
Athletic Director: Terry L. Fox
Head Coach: Rich Andriole
Assistant Coaches: Bill Finn, Ed Freije, Matt Ferguson, Michael Lauck, Harry Nguyen, and Bill Potter
Student Manager: Kevin Collins
Nickname: Fighting Irish
School Colors: Navy Blue and Old Gold
Conference: Independent
Enrollment: 1,250
Last Year's W-L Record: 26-1

Team Roster & Statistics

Lt.	Dk.	Name	B/T	Ht.	Pos.	Gr.	AB	H	R	RBI	2B	3B	HR	Avg.
2	2	Phil Mosey	R/R	6-2	INF	11	104	44	34	44	16	1	6	.423
3	3	Scott Miller	R/R	5-10	OF	12	96	38	41	12	7	2	1	.396
4	4	Jake Toneges	R/R	6-2	P	11	6	2	0	2	0	0	0	.333
5	5	Austin Boos	R/R	5-10	OF	10	21	2	5	1	1	0	0	.095
6	6	Nick McCarty	R/R	6-1	P	10	23	5	7	5	1	0	0	.217
7	7	Dillon Peters	L/L	5-10	P/OF	11	104	39	41	36	10	0	7	.375
9	9	Chris Wright	R/R	5-10	INF	9	1	0	3	0	0	0	0	.000
10	10	Tom Farrell	R/R	6-0	INF	12	93	29	23	20	7	1	3	.312
12	12	Cody Hobbs	R/R	5-9	OF	9	0	0	0	0	0	0	0	.000
18	18	Cam Nelson	R/R	5-11	OF	11	1	0	0	0	0	0	0	.000
20	20	Matt Dauby	R/R	6-0	INF	10	83	27	30	9	3	0	0	.325
24	24	Casey Devlin	L/L	5-10	P	12	1	0	0	0	0	0	0	.000
25	25	Ryan Levenhagen	L/R	6-3	OF	10	96	25	28	15	7	1	0	.260
28	28	Ian Cureton	R/R	5-11	OF	11	2	1	3	0	1	0	0	.500
30	30	Luke Cureton	R/R	6-0	OF	9	51	18	10	22	4	4	0	.353
32	32	Mike Hammel	R/R	5-11	C	9	0	0	0	0	0	0	0	.000
35	35	Austin Sparks	R/R	5-10	C	9	84	16	14	13	3	0	0	.190
38	38	Corey Colquitt	R/R	6-1	INF	11	94	35	15	24	10	0	0	.372
42	42	Will Hunker	R/R	5-11	INF	10	0	0	1	0	0	0	0	.000
Totals							860	281	255	203	70	9	17	.327

Pitchers

Lt.	Dk.	Name	W/L	ERA	GS	CG	SV	IP	BF	H	R	ER	BB	SO	HBP
4	4	Jake Toneges	5-0	0.31	1	1	1	22.1	-	18	5	1	2	24	1
6	6	Nick McCarty	7-0	2.61	9	4	1	61.2	-	46	33	23	15	60	12
7	7	Dillon Peters	12-0	0.62	12	11	1	79.2	-	33	12	7	28	138	3
20	20	Matt Dauby	2-1	4.11	3	1	0	15.1	-	14	10	9	4	16	0
24	24	Casey Devlin	5-0	3.71	7	1	0	34.0	-	28	24	18	25	46	7
Totals			31-1	1.91	32	32	3	213	-	139	84	58	74	284	23

State Finals History

State Champion: 2001 (3A), 2007 (4A)
 Runner-Up: 2006 (4A)
 Appearances: 2001 (3A), 2006 (4A), 2007 (4A), 2010 (4A)



Rich Andriole
 351-75, 14th Year

Season Results (31-1)

3/31	at Indpls. Bishop Chatard	W	7-1
4/6	Zionsville	W	11-1
4/8	Connersville	W	10-6
4/9	at Indpls. Scecina Mem.	W	7-0
4/10	at Warren Central	W	8-0
4/14	Southport	W	6-5
4/17	vs. Laf. Central Catholic	W	14-0
4/17	at Mishawaka Marian	W	8-3
4/19	at Decatur Central	W	8-3
4/20	Indpls. Cardinal Ritter	W	6-3
4/24	at Jasper	W	2-0
4/27	Lawrence North	W	9-8
4/28	Center Grove	W	3-1
4/30	at Franklin Central	L	1-7
5/5	Roncalli	W	5-4
5/6	vs. Andean	W	13-3
5/7	at Greenwood	W	6-2
5/8	Indpls. Howe	W	13-0
5/8	Indpls. Bishop Chatard	W	10-0
5/11	at Park Tudor	W	18-7
5/14	vs. Heritage Christian	W	8-5
5/15	vs. Lake Central	W	7-6
5/15	at North Central (Indpls.)	W	8-3
5/18	Brebeuf Jesuit	W	9-2
5/19	Indpls. Bishop Chatard	W	7-3
5/22	Perry Meridian	W	11-0
5/24	at Heritage Christian	W	7-1
North Central (Indpls.) Sectional			
5/31	Lawrence North	W	12-1
5/31	Lawrence Central	W	4-1
Avon Regional			
6/5	Whiteland	W	8-5
6/5	Noblesville	W	5-2
Avon Semi-State			
6/12	Bloomington South	W	1-0