



NEWS RELEASE

Watch the Webcast!

IHSAASports.org Webcast -- Action from all five state championship games will be webcast in live video and audio and available to anyone, anywhere.



Indiana Cable Network

	Play-by-Play	Color
1A	Jerry Baker	Mark Herrmann
2A	Rob Blackman	Greg Rakestraw
3A	Joe Emmick	Matt Surface
4A	Jerry Baker	Mark Herrmann
5A	Jerry Baker	Mark Herrmann

Please note, according to Comcast Cable, channels "695/81" are digital channels and a digital converter box is needed in order to view the event. Also, channel 99 in the Indianapolis market is an analog channel.

City	System	Channel
Anderson	Comcast	695/81
Bedford	Comcast	695/81
Bloomington	Comcast	695/81
Brazil	Avenue Broadband	2
Coatesville	Avenue Broadband	97
Columbus	Comcast	695/81
Connersville/Rushville	Comcast	695/81
Crawfordsville	Comcast	695/81
Evansville	Comcast	2
Evansville	WOW	9
Fort Wayne	Comcast	695/81
Frankfort	Comcast	695/81
Gary	Comcast Chicago	74
Greencastle	Comcast	695/81
Greenfield	Comcast	695/81
Greenwood	Comcast	695/81
Hammond	Comcast Chicago	4
Hartford City/Portland	Comcast	695/81
Henderson, Ky.	Comcast	2
Indianapolis	Bright House	2
Indianapolis	Comcast	695/81
Jasper	Comcast	2
Kendallville	MediaCom	70
Knox	MediaCom	78
Kokomo	Comcast	695/81
Lafayette	Comcast	695/81
LaPorte / Griffith	Comcast Chicago	114
Lawrenceburg	Comcast	695/81
Lebanon	Comcast	695/81
Logansport/Peru/Wabash	Comcast	695/81
Marion	Bright House	9
Martinsville	Comcast	695/81
Michigan City	Comcast Chicago	115
Mitchell	Avenue Broadband	16
Monticello	Comcast	695/81
Morgantown	Avenue Broadband	97
Muncie	Comcast	695/81
Nashville	Avenue Broadband	17
New Albany	Insight	98
New Castle	Comcast	695/81
Niles, Mich.	Comcast	110
Noblesville	Comcast	695/81
Portage	Comcast Chicago	114
Princeton	Comcast	2
Rensselaer	TV Cable	78
Richmond	Comcast	695/81
Seymour / North Vernon	Comcast	695/81
Shelbyville	Comcast	695/81
South Bend / Elkhart	Comcast	111
St. Joseph	Comcast	110
Valparaiso	Comcast Chicago	114
Vincennes	Avenue Broadband	24
Warsaw	Comcast	111
Winamac	TV Cable	78

The 37th Annual IHSAA Football State Finals presented by the Indianapolis Colts November 27-28, 2009 Lucas Oil Stadium, Indianapolis, Ind.

Friday, November 27, 2009

Class A: Lafayette Central Catholic (14-0) vs. Fountain Central (14-0). **3:30 pm ET**
Class 2A: Fort Wayne Bishop Luers (9-5) vs. Monrovia (14-0). **7 pm ET**

Saturday, November 28, 2009

Class 3A: West Lafayette (14-0) vs. Evansville Memorial (11-3). **Noon ET**
Class 4A: Lowell (13-1) vs. Evansville Reitz (14-0). **3:30 pm ET**
Class 5A: Carmel (13-1) vs. Warren Central (12-2). **7:05 pm ET**

TICKETS: \$15.00 per day or \$25 both days; All seats are general admission. Single day tickets may be purchased at participating schools the week of the state finals. Contact schools for ticket distribution hours. Tickets also will be available game day at the Lucas Oil Stadium Ticket Office located on the southeast side of the venue at street level nearest Capitol Avenue.

DRIVING DIRECTIONS & PARKING: www.lucasoilstadium.com

GATES OPEN: Lucas Oil Stadium will open its gates to fans beginning one hour prior to kickoff of the first game each day. On Friday, gates will open at 2:30 pm ET and on Saturday at 11 am ET.

TELEVISION: All five state championship games will be broadcast live throughout the state by the Indiana Cable Network which consists of Comcast, Bright House Networks and Insight cable systems. A list of channels and markets are listed to the left.

WEBCAST: All five state championship games will be webcast in live audio and video and available around the globe at www.ihsaasports.org.

RADIO: The IHSAA / Methodist Sports Medicine Championship Radio Network will broadcast all five games to affiliates statewide. A list of markets and frequencies is available on the next page. A detailed list of which games each affiliate will carry will be posted to www.ihsaa.org this week.

SOUVENIR PROGRAMS: Complimentary copies of the souvenir program may be obtained at each entrance gate to Lucas Oil Stadium.



The IHSAA State Football Tournament is proudly presented by the Indianapolis Colts.

**IHSAA / Methodist Sports Medicine
Championship Radio Network**

	Play-by-Play	Color	Sidelines
1A	Greg Rakestraw	Matt Surface	Chris May
2A	Scott Uecker	Matt Surface	Chris May
3A	Greg Rakestraw	Dick Dullaghan	Chris May
4A	Mark Jaynes	Dick Dullaghan	Chris May
5A	Mark Jaynes	Dick Dullaghan	Chris May

The stations below will carry one or more of the five state championship games. Check ihsaa.org this week for further details.

Call	Frequency	City
WHBU	1240 AM	Anderson
WXKU	92.7 FM	Austin
WRBI	103.9 FM	Batesville
WBIW	1340 AM	Bedford
WZBD	92.7 FM	Berne
WUZR	105.7 FM	Bicknell
WBNL	1540 AM	Boonville
WSDX	1130 AM	Brazil/Terre Haute
WHON	930 AM	Centerville
WCDQ	106.3 FM	Crawfordsville
WIMC	103.9 FM	Crawfordsville
WCMR	1270 AM	Elkhart
WTRC	1340 AM	Elkhart
WGBF	1280 AM	Evansville
WQKZ	98.5 FM	Ferdinand
WILO	1570 AM	Frankfort
WSHW	99.7 FM	Frankfort
WWCA	1270 AM	Gary
WREB	94.3 FM	Greencastle
WJOB	1230 AM	Hammond
WFNI	1070 AM	Indianapolis
WITZ	104.7 FM	Jasper
WAWK	1140 AM	Kendallville
WBTO-AM	1600 AM	Linton
WBTO-FM	102.3 FM	Linton
WQTY	93.3 FM	Linton
WRZR	94.5 FM	Loogootee
WKJK	1080 AM	Louisville
WQKC	1450 AM	Louisville
WORX	96.7 FM	Madison
WXGO	1270 AM	Madison
WEFM	95.9 FM	Michigan City
WRCY	1590 AM	Mount Vernon
WYFX	106.7 FM	Mount Vernon
WXFN	1340 AM	Muncie
WMDH	102.5 FM	New Castle
WPHZ	102.5 FM	Orleans
WTCA	1050 AM	Plymouth
WPGW-AM	1440 AM	Portland
WPGW-FM	100.9 FM	Portland
WLQI	97.7 FM	Rensselaer
WKBV	1490 AM	Richmond
WZZY	98.3 FM	Richmond
WROI	92.1 FM	Rochester
WAXI	104.9 FM	Rockville
WAXL	103.3 FM	Santa Claus
WSVX	1520 AM	Shelbyville
WSBT	960 AM	South Bend
WNDI-AM	1550 AM	Sullivan
WNDI-FM	95.3 FM	Sullivan
WBOW	1300 AM	Terre Haute
WAOV	1450 AM	Vincennes
WZDM	92.1 FM	Vincennes
WRSW-AM	1480 AM	Warsaw
WRSW-FM	107.3 FM	Warsaw
WAMW-FM	107.9 FM	Washington
WWBL	106.5 FM	Washington

MEDIA HOSTS: IHSAA Sports Information Director Jason Wille, Communications Director Chris Kaufman along with assistants Toni Polizzi and Chris Inderstrod will be on hand to assist in your coverage of this year's state finals.

MEDIA PARKING: There is no designated parking area for media for this event though there are numerous parking options within walking distance of the stadium. For a map of options, visit http://www.lucasoilstadium.com/Maps_and_Parking/Parking/

MEDIA WILL-CALL/ENTRANCE: If not claimed at Monday's coaches interview session, approved credential requests will be available for pickup at media will-call at Lucas Oil Stadium on either game day. Media will-call will be located inside the northwest entrance to the stadium nearest the corner of Missouri and South streets. Credentials may be claimed beginning at 1 pm ET on Friday and 9:30 am ET on Saturday. Please have identification available and be prepared to have bags and equipment checked by security officials. From that location, you may take the adjacent elevators to the press box or field level.

SEAT ASSIGNMENTS: Except where permanent lines have been installed for those that have ordered them, an open seating policy will be used in the press box. Specific booth/seating assignments for television, radio and internet broadcasters will be posted in the press box.

BROADCAST PHONE LINES: Those requiring phone line installation should contact Ira Maher at Associated Sports Productions for an order form as soon as possible. Maher may be reached at 317-633-1456 or via e-mail at ira@360grouponline.com or you may order directly on-line at <http://www.icclos.com>.

WIRELESS INTERNET: Wireless internet access is available in the Lucas Oil Stadium press box through service provider Smart City for a fee of \$14.95 per 24 hours and payable by credit card. Log-in instructions are posted within the press box.

HIGH-SPEED BROADBAND: For media seeking a higher-speed connection or alternative services at Lucas Oil Stadium, please make arrangements in advance by contacting Dennis O'Gara of Smart City at 317-262-4600 or Ira Maher at 317-633-1456 or via e-mail at ira@360grouponline.com.

NO POOL PHONES: Please be advised that pool phones will NOT be available in the press box for post-game filing purposes.

TEAM BENCH AREA: All credentialed media will have access to the field level. However, we solicit cooperation in keeping the sidelines as clean as possible during the games. The defined team bench area between the 30-yard lines is a restricted area for the teams only. Your cooperation is appreciated. During the games, all media personnel must observe the field markings and work behind the **white-painted** area that is approximately two yards wide around the perimeter of the field on the sides and in the end zones. Photographers may work from the end zone to the 30-yard-line at each end of the field from either sideline.

LIVE TELEVISION CUT-INS: Spot news reports showing live game action are prohibited. Stand-up reports for newscasts are permitted from inside the stadium provided that no live action is shown.

POST-GAME GUIDELINES: Due to contractual obligations, the IHSAA Television and Radio network personnel will have priority in conducting interviews with coaches and players on the field immediately following each game. If time permits before the awards ceremony, additional interviews may be conducted with the assistance of IHSAA media stewards. Otherwise, all interviews will be conducted off the field following the awards ceremony and team photograph session. We solicit your continued cooperation with this policy in order to continue on-the-field post-game access in the future. The post-game ceremonies order will be as follows:

- Mental Attitude Award presentation
- Runner-Up medals and trophy presentation
- Championship medals and trophy presentation
- Team Photographs by Visual Sports Network

HOSPITALITY: The IHSAA will provide a hospitality area with food and drinks on Friday and Saturday in the press box for all credentialed media personnel.

GAME DAY WEBSITE UPDATES: Scores will be updated at the end of each quarter of play on the IHSAA website at www.ihsaa.org. Final box scores, play-by-play along with a recap will be posted as soon as possible after the conclusion of each championship game.

NO CHILDREN, PLEASE – With the exception of high school students representing their school's newspaper, yearbook, radio or television station, and who have a team participating, no young people or children will be issued media credentials or be allowed in the working media area.



State Leaders (Team)

Information courtesy of John Harrell's Indiana High School Football website

POINTS SCORED PER GAME

1. Lafayette Central Catholic	52.38
2. Kokomo	48.50
3. Wheeler	47.75
4. Pioneer	45.70
5. Fort Wayne Dwenger	43.86
6. North Daviess	42.75
7. Fountain Central	42.71
8. Eastbrook	41.92
9. Centerville	40.82
10. Evansville Reitz	39.21
11. Indianapolis Ritter	39.15
12. Indianapolis Chatard	38.36
13. Northview	38.20
14. Columbus East	37.36
15. Fairfield	37.15
16. West Lafayette	36.79
17. Plymouth	36.60
18. Leo	36.40
19. Paoli	35.93
20. Jasper	35.83
21. Warren Central	35.57
22. South Vermillion	35.50
23. Homestead	35.45
24. Indianapolis Cathedral	35.29
25. Shenandoah	35.00
26. Monrovia	34.57
27. Fort Wayne Luers	34.21
28. Martinsville	33.80
29. Fishers	33.64
30. Fort Wayne Snider	33.62
31. Lowell	33.57
32. Evansville Memorial	33.36
33. Heritage Christian	33.27
34. Andean	33.23
35. Lakeland	33.20
36. Milan	33.09
37. Northwestern	33.08
38. Mooresville	32.82
39. Fort Wayne South	32.80
40. Linton-Stockton	32.69
41. Knightstown	32.23
42. Perry Central	32.18
43. Delta	32.08
44. Hammond Clark	31.70
45. Bowman Academy	31.64
46. Churubusco	31.60
47. Anderson Highland	31.58
48. Hammond Morton	31.54
49. Madison-Grant	31.36
50. Brebeuf Jesuit	31.33

Among Class 5A Teams

3. Warren Central	35.57
-- Carmel	26.6

Among Class 4A Teams

2. Evansville Reitz	39.21
7. Lowell	33.57

Among Class 3A Teams

3. West Lafayette	36.79
5. Evansville Memorial	33.36

Among Class 2A Teams

8. Monrovia	34.57
9. Fort Wayne Bishop Luers	34.21

Among Class A Teams

1. Lafayette Central Catholic	52.38
4. Fountain Central	42.71

POINTS ALLOWED PER GAME

1. Lafayette Central Catholic	3.23
2. Indian Creek	5.17
3. Pioneer	5.30
4. Monrovia	5.43
5. Wheeler	5.58
6. Perry Central	6.91
7. Hamilton Southeastern	7.25
8. Paoli	7.64
9. Carmel	7.71
10. North Daviess	8.17
11. Corydon Central	8.18
12. Fountain Central	8.21
13. Evansville Reitz	8.64
14. Fort Wayne Dwenger	8.79
15. North Putnam	8.83
16. Heritage Hills	8.92
17. Rochester	9.00
18. Lakeland	9.40
19. Jimtown	10.00
20. Winamac	10.20
21. Batesville	10.50
Brebeuf Jesuit	10.50
Charlestown	10.50
Penn	10.50
25. Munster	10.60
26. Lowell	10.71
27. Plymouth	11.00
28. Indianapolis Chatard	11.29
29. Eastbrook	11.38
30. Churubusco	11.50
31. Centerville	11.55
32. Kokomo	11.60
33. South Bend Washington	11.64
34. Andean	11.92
35. Fort Wayne Snider	12.00
36. East Central	12.08
37. Hammond Morton	12.31
38. West Lafayette	12.50
39. Indianapolis Ritter	12.54
40. Northwestern	12.58
41. Delta	12.62
42. North Posey	12.67
43. Rensselaer Central	12.71
44. Jasper	12.92
45. Center Grove	12.93
46. Milan	13.00
47. Tipton	13.09
48. Homestead	13.18
49. Columbus East	13.36
50. South Vermillion	13.60

Among Class 5A Teams

2. Carmel	7.71
-- Warren Central	18.4

Among Class 4A Teams

1. Evansville Reitz	8.64
3. Lowell	10.71

Among Class 3A Teams

-- West Lafayette	12.5
-- Evansville Memorial	18.9

Among Class 2A Teams

1. Monrovia	5.43
-- Fort Wayne Bishop Luers	25.9

Among Class A Teams

1. Lafayette Central Catholic	3.23
5. Fountain Central	8.21

AVERAGE MARGIN OF VICTORY

1. Lafayette Central Catholic	49.15
2. Wheeler	42.17
3. Pioneer	40.40
4. Kokomo	36.90
5. Fort Wayne Dwenger	35.07
6. North Daviess	34.58
7. Fountain Central	34.50
8. Evansville Reitz	30.57
9. Eastbrook	30.54
10. Centerville	29.27
11. Monrovia	29.14
12. Paoli	28.29
13. Indianapolis Chatard	27.07
14. Indianapolis Ritter	26.62
15. Plymouth	25.60
16. Perry Central	25.27
17. Indian Creek	24.42
18. West Lafayette	24.29
19. Columbus East	24.00
20. Lakeland	23.80
21. Jasper	22.92
22. Lowell	22.86
23. Heritage Hills	22.38
24. Homestead	22.27
25. South Vermillion	21.90
26. Fort Wayne Snider	21.62
27. Andean	21.31
28. Fairfield	21.15
29. Leo	21.10
30. Indianapolis Cathedral	21.00
31. Brebeuf Jesuit	20.83
32. Northwestern	20.50
33. Churubusco	20.10
34. Milan	20.09
35. Delta	19.46
36. Hammond Morton	19.23
37. Carmel	18.86
38. Mooresville	18.45
39. South Bend Washington	18.36
40. Linton-Stockton	18.23
41. Heritage Christian	18.09
42. Rochester	17.91
43. Rensselaer Central	17.71
44. Madison-Grant	17.64
45. Hamilton Southeastern	17.58
46. Warren Central	17.14
47. Fort Wayne South	17.00
48. Batesville	16.75
49. East Central	16.62
50. Fishers	15.64

Among Class 5A Teams

5. Carmel	18.86
7. Warren Central	17.14

Among Class 4A Teams

2. Evansville Reitz	30.57
5. Lowell	22.86

Among Class 3A Teams

4. West Lafayette	24.29
-- Evansville Memorial	14.5

Among Class 2A Teams

3. Monrovia	29.14
-- Fort Wayne Bishop Luers	8.3

Among Class A Teams

1. Lafayette Central Catholic	49.15
4. Fountain Central	34.50

State Finalist Team Notes

CLASS A

LAFAYETTE CENTRAL CATHOLIC

- Ranked #1 in Associated Press poll, #2 in Coaches poll.
- One of five unbeaten teams in this year's state finals.
- Lafayette Central Catholic playing in first state finals since 1999 state championship season and third overall.
- Knights shutout eight opponents this season and didn't allow a touchdown until the seventh game of the regular season.
- Knocked off #1/2 Pioneer, 20-0, in the sectional opener and #8 Southern Wells, 47-13, in semi-state game.
- Central Catholic leads the state in points per game (52.4), points allowed (3.2) and margin of victory (49.2).
- Scored 42 or more points in 11 of 14 games this season.
- Knights own state's second-best record over the last four seasons at 41-4 (.911).
- Quarterback Chris Mills passed for five TDs and 308 yards in the semi-state win over Southern Wells. He ranks fifth in state history in career passing with 9,265 yards. Mike Vlahageorge of Lafayette Jefferson ranks fourth with 10,757 yards.
- First time two teams from Tippecanoe County have played in the state finals in the same year (West Lafayette).
- Champions of the Hoosier Heartland Conference.

FOUNTAIN CENTRAL

- Ranked #3 in both Associated Press and Coaches polls.
- Mustangs playing in first state finals since 1983 state championship season and third overall.
- One of five unbeaten teams in this year's state finals.
- Fountain Central topped 10th-ranked and conference rival Rockville, 39-0, for sectional championship.
- Fountain Central ranks seventh in state in points per game (42.7) and 12th in points allowed (8.2).
- Scored 40 or more points in 10 of 14 games this season.
- Senior Trent Spear leads the Mustangs running game with 1,214 yards (86.7 YPG) and 24 TDs and scores 11.2 points per game.
- Champions of the Wabash River Conference.

CLASS 2A

FORT WAYNE BISHOP LUERS

- Not ranked in either Associated Press or Coaches polls.
- Bishop Luers playing in state record 12th state finals and looking for eighth championship overall and fourth this decade.
- Topped #5 Rensselaer Central, 52-21, in last Friday's semi-state.
- Tailback Ken Mullen leads Luers on the ground with 1,028 yards (73.4 YPG) and 24 TDs.
- Coach Matt Lindsay ranks among the state's winningest active coaches with a 199-95 (.677) record.
- A state championship would be the seventh for Matt Lindsay, the third-most for a coach in state history.
- Luers' 54-53 double overtime regional victory over Lewis Cass was the fifth-most points scored by two teams in state tournament history.

MONROVIA

- Ranked #2 in Associated Press poll, #3 in Coaches poll.
- One of five unbeaten teams in this year's state finals.
- Monrovia knocked off the top two 2A teams the last two weekends beating top-ranked Cardinal Ritter, 20-15 in the regional and #2 Paoli, 30-13, in the semi-state.

- First Bulldogs team to play in a state championship game in any sport. Most recent state finalists were 2001 2A girls volleyball and 1914 boys basketball team.
- First school from Morgan County to play in football state finals.
- Monrovia ranks fourth in the state in points allowed (5.4) and 11th in margin of victory (29.1).
- Monrovia opened the season with four straight shutout performances and finished with seven.
- Senior Austin Parks spearheads the Bulldogs running game with 1,692 yards (120.8 YPG) and 22 TDs and scoring 10.9 points per game.
- Champions of the West Central Conference.

CLASS 3A

WEST LAFAYETTE

- Ranked #2 in both Associated Press and Coaches poll.
- One of five unbeaten teams in this year's state finals.
- West Lafayette playing in first state finals since 1993 2A championship season and third overall.
- Team beat #3 Eastbrook, 35-14, in the regional and #4 Jimtown, 28-14, in the semi-state.
- West Lafayette among state leaders in scoring per game (36.8), points allowed (12.5) and margin of victory (24.3).
- Quarterback Daniel Wodicka has passed for 2,023 yards this season and also leads the team in rushing with 1,353 yards (97 YPG) and 23 TDs.
- Andrew Peckny leads team in receiving with 772 yards and 12 TDs.
- Red Devils own state's best record over the last two seasons at 25-1 (.962) and third-best over three year span at 33-3 (.917).
- First time two teams from Tippecanoe County have played in the state finals in the same year (Lafayette Central Catholic).
- Champions of the Hoosier Conference.

EVANSVILLE MEMORIAL

- Ranked #8 in Coaches poll, #9 in Associated Press poll.
- One of two teams back from 2008 state finals (Carmel).
- Tigers started the season 1-3 but have won 10 straight games since. Their last defeat came to conference rival and 4A state finalist Evansville Reitz, 28-14, on Sept. 11.
- Memorial finished as last year's state runner-up losing to Bellmont, 28-14, and are playing for their first football state title.
- For the second year in a row, Tigers topped #5 Heritage Hills, 28-20, in the regional and upset top-ranked Indianapolis Bishop Chatard, 37-21, in last Saturday's semi-state.
- Quarterback Grant Gribbins leads the state in passing yards with 3,240. He has 8,592 for his career, the eighth best total in state history.
- Receiver Jonathon Wandling ranks among the state leaders with 1,275 receiving yards this year.
- Coach John Hurley has guided the Tigers to the state championship game in each of his first two seasons as a head coach.
- First time two Evansville teams have played in the state finals in the same year (Evansville Reitz).

State Finalist Team Notes

CLASS 4A

LOWELL

- Ranked #7 in both Associated Press and Coaches polls.
- Lowell playing for its second football state championship.
- School making its third trip to state championship game in five years and will face Evansville Reitz for the second time. Reitz claimed a 33-14 championship game victory two years ago.
- In Reitz, the Red Devils will face their fifth top 10 team during this tournament having won at #4 Plymouth, 14-6, #10 South Bend Washington, 24-7, at #9 Hammond Morton, 42-0, in the regional and #2 Fort Wayne Bishop Dwenger, 24-21, in Saturday's semi-state.
- Last Saturday's win over Bishop Dwenger was the third consecutive year the two teams met for the semi-state crown.
- Tailback Brandon Grubbe ranks among the state leaders with 2,243 yards (172.5 YPG) and 36 TDs.
- Lowell's only loss came in week eight, a 15-13 loss, at conference rival Munster. Lowell and Munster shared the Northwest Crossroads Conference championship.
- Lowell owns state's third-best record over last two years at 26-2 (.929) and fifth-best over three years at 39-4 (.907).

EVANSVILLE REITZ

- Ranked #4 in Associated Press poll, #6 in Coaches poll.
- One of five unbeaten teams in this year's state finals.
- Reitz making its second appearance in 4A title game in three seasons and third overall having beaten Lowell, 33-14, in the 2007 title game.
- Panthers upset top-ranked and defending state champion Indianapolis Cathedral, 31-10, for the second time in three years in last Friday's semi-state. The victory ended Cathedral's 10-game tournament win streak.
- Panthers beat 3A state finalist and conference rival Evansville Memorial, 28-14, on Sept. 11 and went on to win Southern Indiana Athletic Conference championship.
- Reitz ranks 10th in state in points per game (39.2), 13th in points allowed (8.6) and eighth in margin of victory (30.6)
- Panthers own state's best three-year record at 38-2 (.950) and third-best over last four seasons at 47-6 (.887).
- Quarterback Matt McIntosh is the younger brother of Paul McIntosh, who quarterbacked Reitz to the 4A title two years ago. Matt has thrown for more than 2,000 yards (157.5 YPG) and 24 TDs and also leads the team in rushing with 1,414 yards (108.8).
- Fullback Alordo Bell has also rushed for 1,045 yards (74.6 YPG) and 16 TDs.
- First time two Evansville teams have played in the state finals in the same year (Evansville Memorial).

CLASS 5A

CARMEL

- Ranked #1 in both Associated Press and Coaches polls.
- Carmel playing for seventh football state championship and will face Warren Central in 5A championship game for second time in four years. Carmel fell, 35-14, in the 2006 title game.
- Carmel claimed a 24-22 victory at home on Oct. 2 in the regular season meeting and went on to win the Metropolitan Interscholastic Conference championship.
- Greyhounds are 3-2 over last four seasons vs. Warren Central winning three straight regular season meetings since the 2006 state title game.

- Both schools have combined to win or share the conference championship each of the last six years.
- Team has ripped off 13 straight wins since a season-opening 7-3 home loss to Indianapolis Cathedral.
- Greyhounds tie state record with fourth consecutive state finals appearance (4 by Fort Wayne Bishop Luers, 1999-2002; 4 by Roncalli, 2002-05; 4 by Warren Central, 2003-06; 4 by Sheridan, 2005-08).
- Carmel, making its 10th state appearance, is one of seven schools with at least 10 trips to the football state finals.
- One of two teams back from 2008 state finals (Evansville Memorial).
- Greyhounds played four of their five tournament games on the road.
- Carmel ranks ninth in state in points allowed (7.7).
- Quarterback Adam Shaffer has thrown for 1,532 yards (1094 YPG) and 17 TDs with tailback Devin Brinson rushing for 1,151 yards.
- Coach Mo Moriarity is state's eighth winningest active coach with a 241-55 (.814) record and is one of just two coaches (Dick Dullaghan) to have won state titles with two different schools (Bloomington South/Carmel).

WARREN CENTRAL

- Ranked #3 in both Associated Press and Coaches polls.
- Warren Central playing for seventh football state championship and will face Carmel in 5A championship game for second time in four years. Warren Central won the 2006 title game, 35-14. This will be the first ranked team Warren has faced in the post-season.
- Team is 2-3 over last four seasons vs. Carmel losing three straight regular season meetings since the 2006 state title game.
- Warriors fell to Carmel on the road, 24-22, on Oct. 2 in the regular season meeting.
- Both schools have combined to win or share the conference championship each of the last six years.
- Warriors advancing to 5A state championship game for fifth time in seven years having won four straight from 2003-06.
- Warriors beat defending state champion and conference rival Center Grove for the second time this year, 28-10, ending Center Grove's 10-game tournament win streak.
- Senior RB Shakir Bell among the state rushing leaders with 2,848 yards (203.4 YPG) and 36 TDs. He's also scored 220 points this season for a 15.7 average.
- With a victory, Coach John Hart would become third coach in state history to win state championships at two different schools (Evansville Reitz, 2007). Dick Dullaghan (Carmel/Ben Davis) and current Carmel coach Mo Moriarity (Bloomington South/Carmel) are the others. He is the 10th coach to lead two different schools to a state championship game.
- Hart is state's 11th winningest active coach with a 218-67 (.765) record.

Associated Press Poll
(End of regular season)

Class 5A

1. Carmel (10)	8-1	254
2. Columbus East (3)	9-0	228
3. Warren Central	7-2	200
4. Kokomo	9-0	144
5. Penn	8-1	114
6. Pike	8-1	108
7. Hamilton Southeastern	8-1	86
T8. Merrillville	8-1	68
T8. Mishawaka	8-1	68
10. Fishers	8-1	58

Others: Center Grove 48, Fort Wayne Snider 32, Homestead 14, Martinsville 6, Zionsville 2.

Class 4A

1. Indianapolis Cathedral (8)	5-1	246
2. Fort Wayne Bishop Dwenger	9-0	238
3. Jasper	9-0	198
4. Evansville Reitz	9-0	186
5. Delta	9-0	144
6. Plymouth	9-0	134
7. Lowell	8-1	106
8. Fort Wayne South Side	8-1	88
9. South Bend Washington	7-2	34
10. Hammond Morton	8-1	24

Others: Northview 12, East Central 10, Boonville 4, New Palestine 4, Shelbyville 2.

Class 3A

1. Indianapolis Bishop Chatard (9)	8-1	250
2. West Lafayette (4)	9-0	240
3. Heritage Hills	8-1	186
T4. Eastbrook	9-0	164
T4. Batesville	9-0	164
6. Norwell	8-1	102
7. Indian Creek	9-0	100
8. Jimtown	8-1	88
9. Evansville Memorial	6-3	56
10. Leo	8-1	38

Others: Brebeuf Jesuit 18, Belmont 10, Harding 8, Rochester 4, Culver Academies 2.

Class 2A

1. Indianapolis Cardinal Ritter (10)	8-1	248
2. Monrovia (1)	9-0	206
3. Paoli (2)	9-0	186
4. Wheeler	9-0	170
5. South Spencer	7-2	126
6. Southridge	6-3	92
7. Heritage Christian	6-3	80
8. North Putnam	7-2	58
9. Cass	6-3	34
10. Fairfield	7-2	32

Others: South Vermillion 30, Tipton 30, Rensselaer Central 28, Fort Wayne Bishop Luers 24, Manchester 24, Northwestern 20, Centerville 18, Forest Park 10, North Posey 10, Winchester 4.

Class A

1. Lafayette Central Catholic (12)	9-0	258
2. Pioneer (1)	9-0	232
3. Fountain Central	9-0	200
4. Perry Central	8-1	156
5. North Daviess	8-1	148
6. Churubusco	8-1	144
7. Winamac	8-1	118
8. Southern Wells	7-2	68
9. Milan	7-2	56
10. Rockville	6-3	32

Others: South Newton 12, North Knox 12, Linton-Stockton 10, Indianapolis Seccina 2.

Coaches Association Poll
(End of regular season)

Class 5A

1. Carmel (8)	8-1	97
2. Columbus East (2)	9-0	72
3. Warren Central	7-2	73
4. Penn	8-1	46
5. Hamilton Southeastern	8-1	41
6. Merrillville	8-1	38
7. Mishawaka	8-1	35
8. Pike	8-1	31
9. Kokomo	9-0	25
10. Fishers	8-1	21

Others: Center Grove 18, Ben Davis 16, Homestead 12, Zionsville 9, Fort Wayne Snider 4, Martinsville 2.

Class 4A

1. Indianapolis Cathedral (8)	8-1	89
2. Fort Wayne Bishop Dwenger (1)	9-0	81
3. Jasper	9-0	67
4. Plymouth	9-0	62
5. Delta	9-0	54
6. Evansville Reitz	9-0	52
7. Lowell	8-1	31
8. Fort Wayne South Side	8-1	24
9. Hammond Morton	8-1	19
10. South Bend Washington	7-2	7

Others: East Central 4, Roncalli 3, Shelbyville 1, Northview 1.

Class 3A

1. Indianapolis Bishop Chatard (9)	8-1	99
2. West Lafayette (1)	9-0	90
3. Eastbrook	9-0	81
4. Jimtown	8-1	64
5. Heritage Hills	8-1	57
6. Norwell	8-1	43
7. Batesville	9-0	35
T8. Evansville Memorial	6-2	22
T8. Brebeuf Jesuit	8-1	22
10. Indian Creek	9-0	16

Others: South Bend St. Joseph's 6, Belmont 5, Lakeland 4, Leo 2, Culver Academies 2, Andean 1, Washington 1.

Class 2A

1. Indianapolis Cardinal Ritter (10)	8-1	100
2. Paoli	9-0	79
3. Monrovia	9-0	72
4. Wheeler	9-0	71
5. Rensselaer Central	7-2	46
6. Heritage Christian	6-3	31
T7. Tipton	7-2	30
T7. South Spencer	7-2	30
9. Southridge	6-3	19
10. Northwestern	7-2	16

Others: Cass 16, Fairfield 13, Fort Wayne Bishop Luers 12, Winchester 7, Centerville 2, North Putnam 2, Speedway 2, North Posey 2.

Class A

1. Pioneer (8)	9-0	98
2. Lafayette Central Catholic (2)	9-0	90
3. Fountain Central	9-0	68
4. North Daviess	8-1	64
5. Perry Central	8-1	62
6. Winamac	8-1	52
7. Churubusco	8-1	45
8. Southern Wells	7-2	35
9. Milan	7-2	16
10. Rockville	6-3	9

Others: South Newton 5, Linton-Stockton 3, Clinton Central 2, North Knox 1.



IHSAA State Championship Game Scores

Class 5A

Year	Final Score	Winning Coach	Rec.	Runner-Up Coach	Rec.	Location
1985-86	Warren Central 41, Valparaiso 7	Jerry Stauffer	14-0	Mark Hoffman	12-2	Hoosier Dome
1986-87	Carmel 20, Fort Wayne Snider 17 (OT)	Jim Belden	14-0	Mike Hawley	13-1	Hoosier Dome
1987-88	Ben Davis 14, Highland 7	Dick Dullaghan	12-2	Dave Shelbourne	9-5	Hoosier Dome
1988-89	Ben Davis 43, Marion 0	Dick Dullaghan	14-0	Mark Surface	13-1	Hoosier Dome
1989-90	Carmel 10, Penn 7	Jim Belden	13-1	Chris Geesman	13-1	Hoosier Dome
1990-91	Ben Davis 37, Marion 3	Dick Dullaghan	13-1	Mark Surface	13-1	Hoosier Dome
1991-92	Ben Davis 38, Penn 14	Dick Dullaghan	14-0	Chris Geesman	13-1	Hoosier Dome
1992-93	Fort Wayne Snider 24, Ben Davis 21	Russ Isaacs	14-0	Dick Dullaghan	12-2	Hoosier Dome
1993-94	Bloomington South 33, Lake Central 27	Mo Moriarity	14-0	Elmer Britton	11-3	Hoosier Dome
1994-95	Castle 30, Portage 12	John Lidy	12-2	Craig Buzea	13-1	RCA Dome
1995-96	Penn 35, Evansville North 13	Chris Geesman	14-0	Mike Wilson	13-1	RCA Dome
1996-97	Penn 17, Ben Davis 14	Chris Geesman	13-1	Dick Dullaghan	12-2	RCA Dome
1997-98	Penn 21, Bloomington South 20	Chris Geesman	14-1	Mo Moriarity	14-1	RCA Dome
1998-99	Bloomington South 35, Homestead 14	Mo Moriarity	14-0	Cary Cavacini	14-1	RCA Dome
1999-00	Ben Davis 27, Penn 3	Dick Dullaghan	15-0	Chris Geesman	13-2	RCA Dome
2000-01	Penn 21, Center Grove 0	Chris Geesman	14-1	Eric Moore	13-2	RCA Dome
2001-02	Ben Davis 35, Valparaiso 16	Dick Dullaghan	15-0	Mark Hoffman	13-2	RCA Dome
2002-03	Ben Davis 31, Fort Wayne Snider 7	Dick Dullaghan	12-3	Russ Isaacs	13-1	RCA Dome
2003-04	Warren Central 57, Penn 7	Kevin Wright	13-2	Cory Yeoman	13-2	RCA Dome
2004-05	Warren Central 35, Fort Wayne Snider 23	Kevin Wright	14-1	Russ Isaacs	14-1	RCA Dome
2005-06	Warren Central 55, Hamilton Southeastern 20	Kevin Wright	14-1	Rob Cutter	11-4	RCA Dome
2006-07	Warren Central 35, Carmel 14	Steve Tutsie	15-0	Mo Moriarity	11-4	RCA Dome
2007-08	Carmel 16, Pike 7	Mo Moriarity	13-2	Derek Moyers	14-1	RCA Dome
2008-09	Center Grove 36, Carmel 33	Eric Moore	14-1	Mo Moriarity	13-2	Lucas Oil Stadium

Class 4A

Year	Final Score	Winning Coach	Rec.	Runner-Up Coach	Rec.	Location
1983-84	Penn 25, Indianapolis Washington 14	Chris Geesman	14-0	Bob Springer	13-1	North Central (Indpls)
1984-85	Warren Central 28, Hobart 8	Jerry Stauffer	14-0	Don Howell	13-1	Hoosier Dome
1985-86	Brownsburg 23, Hobart 17	Mike Godan	14-0	Don Howell	13-1	Hoosier Dome
1986-87	DeKalb 28, Franklin Central 7	Dale Hummer	13-1	Chuck Stephens	12-2	Hoosier Dome
1987-88	Hobart 31, Jasper 0	Don Howell	14-0	Jerry Brewer	13-1	Hoosier Dome
1988-89	Goshen 24, Franklin Central 10	Randy Robertson	14-0	Chuck Stephens	11-3	Hoosier Dome
1989-90	Hobart 17, Franklin Central 7	Don Howell	13-1	Chuck Stephens	12-2	Hoosier Dome
1990-91	Franklin Central 34, Hobart 14	Chuck Stephens	14-0	Don Howell	13-1	Hoosier Dome
1991-92	Hobart 20, Seymour 0	Don Howell	13-1	Joe Goodman	12-2	Hoosier Dome
1992-93	Harrison (West Lafayette) 21, Fort Wayne Wayne 3	A.J. Rickard	13-1	Mark Newlin	10-4	Hoosier Dome
1993-94	Hobart 31, East Central 18	Don Howell	13-1	Rod Ballart	13-1	Hoosier Dome
1994-95	East Central 35, DeKalb 0	Rod Ballart	14-0	Ron Kock	13-1	RCA Dome
1995-96	Fort Wayne Wayne 28, Franklin County 8	Mark Newlin	12-2	Kent Grider	12-2	RCA Dome
1996-97	Indianapolis Cathedral 27, Hobart 7	Rick Streiff	14-0	Don Howell	12-2	RCA Dome
1997-98	Griffith 49, Hamilton Southeastern 7	Russ Radtke	14-1	Rob Cutter	13-2	RCA Dome
1998-99	Indianapolis Cathedral 38, Concord 7	Rick Streiff	13-2	Tim Dawson	10-5	RCA Dome
1999-00	Indianapolis Cathedral 24, Goshen 21	Rick Streiff	13-2	Brad Park	12-3	RCA Dome
2000-01	East Noble 28, Plainfield 7	Tim Able	14-1	Chuck Schwankamp	14-1	RCA Dome
2001-02	Jasper 35, Delta 20	Jerry Brewer	13-1	Grant Zgunda	13-2	RCA Dome
2002-03	Roncalli 24, Fort Wayne Bishop Dwenger 21	Bruce Scifres	10-4	Chris Svarczkopf	13-2	RCA Dome
2003-04	Roncalli 17, East Noble 0	Bruce Scifres	12-3	Chris DePew	14-1	RCA Dome
2004-05	Roncalli 25, Wawasee 10	Bruce Scifres	13-2	Joe Rietveld	13-2	RCA Dome
2005-06	Lowell 28, Roncalli 27	Kirk Kennedy	11-4	Bruce Scifres	12-3	RCA Dome
2006-07	Indianapolis Cathedral 38, Concord 14	Jim O'Hara	13-2	Tim Dawson	14-1	RCA Dome
2007-08	Evansville Reitz 33, Lowell 14	John Hart	15-0	Kirk Kennedy	13-2	RCA Dome
2008-09	Indianapolis Cathedral 10, Fort Wayne Bishop Dwenger 7	Rick Streiff	12-2	Chris Svarczkopf	14-1	Lucas Oil Stadium

Class 3A

Year	Final Score	Winning Coach	Rec.	Runner-Up Coach	Rec.	Location
1973-74	South Bend Washington 19, Indianapolis Cathedral 13	Bob Van Camp	12-0	Mike McGinley	11-1	S.B. Washington
1974-75	Indianapolis Washington 19, Mishawaka 12	Bob Springer	12-0	Bill Doba	10-2	North Central (Indpls.)
1975-76	Valparaiso 14, Carmel 13	Tom Stokes	12-0	Dick Dullaghan	11-1	Valparaiso
1976-77	Merrillville 28, Indianapolis Cathedral 24	Ken Haupt	11-1	Mike McGinley	12-1	Indpls. Cathedral
1977-78	Portage 33, Evansville Reitz 14	Les Klein	12-1	Bob Padgett	12-1	North Central (Indpls.)
1978-79	Carmel 35, Fort Wayne Bishop Dwenger 18	Dick Dullaghan	13-0	Larry Bartolameolli	12-1	North Central (Indpls.)
1979-80	Columbus East 21, Hobart 14	John Stafford	13-0	Don Howell	11-1	North Central (Indpls.)
1980-81	Carmel 13, Hobart 7	Jim Belden	13-0	Don Howell	11-2	North Central (Indpls.)
1981-82	Carmel 27, Fort Wayne Snider 0	Jim Belden	14-0	Mike Hawley	13-1	North Central (Indpls.)
1982-83	Castle 26, Hobart 23	John Lidy	14-0	Don Howell	13-1	North Central (Indpls.)
1983-84	Fort Wayne Bishop Dwenger 22, Roncalli 21	Andy Johns	14-0	Bill Kuntz	12-2	Warren Central
1984-85	Brownsburg 17, Concord 12	Mike Godan	14-0	Tom Conn	10-4	Hoosier Dome
1985-86	Roncalli 37, Wawasee 3	Bill Kuntz	13-1	Myron Dickerson	9-5	Hoosier Dome
1986-87	Indianapolis Cathedral 12, NorthWood 0	Mike McGinley	12-2	Jim Andrews	12-2	Hoosier Dome
1987-88	Zionsville 23, Elwood 7	Rick Wimmer	14-0	Mark Hughes	12-2	Hoosier Dome
1988-89	Roncalli 14, Tipton 13	Bill Sylvester	12-2	Mike Tolle	11-3	Hoosier Dome
1989-90	Hammond Bishop Noll 20, Roncalli 14	Jerry Vlasic	13-1	Bill Sylvester	10-4	Hoosier Dome
1990-91	Fort Wayne Bishop Dwenger 56, New Palestine 14	Andy Johns	14-0	Marvin Shepler	12-2	Hoosier Dome
1991-92	Fort Wayne Bishop Dwenger 34, Indianapolis Cathedral 27	Andy Johns	13-1	Rick Streiff	11-3	Hoosier Dome
1992-93	Indianapolis Cathedral 33, Northwestern 14	Rick Streiff	12-2	Dan Robinson	13-1	Hoosier Dome
1993-94	Roncalli 14, NorthWood 12	Bruce Scifres	14-0	Rich Dodson	13-1	Hoosier Dome
1994-95	Roncalli 35, Tipton 14	Bruce Scifres	12-2	Mike Tolle	12-2	RCA Dome
1995-96	South Bend St. Joseph's 28, Jasper 0	Frank Amato	14-0	Jerry Brewer	13-1	RCA Dome
1996-97	Zionsville 14, Fort Wayne Bishop Dwenger 7	Larry McWhorter	14-0	Andy Johns	12-2	RCA Dome
1997-98	Indianapolis Bishop Chatard 27, Andean 24	Craig Barr	14-1	Ted Karras, Jr.	12-2	RCA Dome
1998-99	Indianapolis Bishop Chatard 23, NorthWood 6	Craig Barr	13-2	Rich Dodson	11-4	RCA Dome
1999-00	Roncalli 24, Norwell 14	Bruce Scifres	15-0	Gary Scott	13-2	RCA Dome

2000-01	Heritage Hills 27, Zionsville 24 (OT)	Bob Clayton	15-0	Larry McWhorter	11-4	RCA Dome
2001-02	Indianapolis Bishop Chatard 3, Andean 0	Tom Dilley	11-4	Jeff Karras	13-2	RCA Dome
2002-03	Indianapolis Bishop Chatard 31, Andean 12	Tom Dilley	15-0	Wally McCormack	13-2	RCA Dome
2003-04	Indianapolis Bishop Chatard 49, NorthWood 0	Vince Lorenzano	14-1	Rich Dodson	11-4	RCA Dome
2004-05	Andean 21, Heritage Hills 14	Brett St. Germain	13-2	Bob Clayton	14-1	RCA Dome
2005-06	NorthWood 7, Indianapolis Bishop Chatard	Rich Dodson	9-6	Vince Lorenzano	12-3	RCA Dome
2006-07	Indianapolis Bishop Chatard 7, Norwell 0	Vince Lorenzano	14-1	Jeff Miller	14-1	RCA Dome
2007-08	Indianapolis Bishop Chatard 31, South Bend St. Joseph's 7	Vince Lorenzano	12-3	Kevin Downey	12-3	RCA Dome
2008-09	Bellmont 28, Evansville Memorial 14	Toney Bergman	14-1	John Hurley	12-3	Lucas Oil Stadium

Class 2A

Year	Final Score	Winning Coach	Rec.	Runner-Up Coach	Rec.	Location
1973-74	Greenfield-Central 21, Blackford 12	Clayton Myers	12-0	Eldon Leeth	9-3	Greenfield-Central
1974-75	Blackford 28, Boonville 14	Eldon Leeth	12-0	Bill Harrawood	10-2	Blackford
1975-76	Mishawaka Marian 34, Greenfield-Central 0	Mike Hecklinski	11-0	Clayton Myers	9-3	Greenfield-Central
1976-77	Mishawaka Marian 34, Jasper 7	Mike Hecklinski	12-0	Jerry Brewer	12-1	Mishawaka Marian
1977-78	Plymouth 21, Jasper 14 (2 OT)	Bill Nixon	13-0	Jerry Brewer	12-1	Warren Central
1978-79	Goshen 9, Brownsburg 0	Ken Mirer	12-1	Vic Overman	11-2	Warren Central
1979-80	Blackford 24, Noblesville 22	Charles Lori	13-0	Jim Belden	12-1	Warren Central
1980-81	Franklin Central 19, NorthWood 13	Chuck Stephens	13-0	James Andrews	11-2	Warren Central
1981-82	Franklin Central 34, Goshen 20	Chuck Stephens	12-1	Ken Mirer	11-1	Warren Central
1982-83	Franklin Central 40, McCutcheon 13	Chuck Stephens	12-2	Frank O'Shea	13-1	Warren Central
1983-84	Indianapolis Bishop Chatard 20, Fort Wayne Bishop Luers 16	Chuck Schwanekamp	14-0	Steve Keefer	9-5	Lawrence Central
1984-85	Indianapolis Bishop Chatard 35, West Lafayette 7	Chuck Schwanekamp	13-1	Ernie Beck	11-3	Hoosier Dome
1985-86	Fort Wayne Bishop Luers 25, Lawrenceburg 7	Steve Keefer	11-3	Glenn Crocker	13-1	Hoosier Dome
1986-87	Whitko 26, Tell City 0	Bryan Sprunger	14-0	Mike Spencer	10-4	Hoosier Dome
1987-88	Rochester 23, Indianapolis Cardinal Ritter 20	Mark Miller	12-2	Rick Carrico	12-2	Hoosier Dome
1988-89	Western Boone 14, South Spencer 7	Jeff Pearson	13-1	Jerry Denstorff	12-2	Hoosier Dome
1989-90	Fort Wayne Bishop Luers 24, Tri-West Hendricks 22	Matt Lindsay	12-2	Mike Gillin	13-1	Hoosier Dome
1990-91	Indianapolis Seccina 28, River Forest 27	Ott Hurrle	9-5	Tom Redman	11-3	Hoosier Dome
1991-92	Indianapolis Seccina 20, Fort Wayne Bishop Luers 17	Ott Hurrle	11-3	Matt Lindsay	8-6	Hoosier Dome
1992-93	Fort Wayne Bishop Luers 17, Westfield 0	Matt Lindsay	13-1	Dick Parker	12-2	Hoosier Dome
1993-94	West Lafayette 22, Providence 7	Ernie Beck	14-0	Gene Sartini	11-3	Hoosier Dome
1994-95	Bremen 38, Evansville Mater Dei 10	Martin Huber	12-2	Frank Will	11-3	RCA Dome
1995-96	North Montgomery 20, Bremen 17	Charley German	13-1	Martin Huber	12-2	RCA Dome
1996-97	North Montgomery 37, Fort Wayne Bishop Luers 34	Charley German	13-1	Matt Lindsay	8-6	RCA Dome
1997-98	Jimtown 63, Clarksville 0	Bill Sharpe	15-0	Dennis Hawkins	10-4	RCA Dome
1998-99	Jimtown 28, Western Boone 0	Bill Sharpe	15-0	Jeff Pearson	14-1	RCA Dome
1999-00	Fort Wayne Bishop Luers 38, Danville 6	Matt Lindsay	13-2	Bob Copeland	14-1	RCA Dome
2000-01	Evansville Mater Dei 56, Fort Wayne Bishop Luers 10	Mike Goebel	15-0	Matt Lindsay	14-1	RCA Dome
2001-02	Fort Wayne Bishop Luers 57, Evansville Mater Dei 29	Matt Lindsay	14-0	Mike Goebel	14-1	RCA Dome
2002-03	Fort Wayne Bishop Luers 36, Southridge 30	Matt Lindsay	12-3	Brad Hanner	12-3	RCA Dome
2003-04	Tri-West Hendricks 41, Harding 36	Mark Haste	14-1	Sherwood Haydock	13-2	RCA Dome
2004-05	Tri-West Hendricks 62, Eastbrook 21	Mark Haste	15-0	Jeff Adamson	14-1	RCA Dome
2005-06	Jimtown 35, North Posey 7	Bill Sharpe	14-1	Joe Gengelbach	12-3	RCA Dome
2006-07	Harding 20, Southridge 7	Sherwood Haydock	12-3	Kelly Murphy	12-3	RCA Dome
2007-08	Fort Wayne Bishop Luers 21, Heritage Christian 6	Matt Lindsay	11-4	Ron Qualls	13-2	RCA Dome
2008-09	Heritage Christian 17, Cass 14	Ron Qualls	14-1	Scott Mannering	13-2	Lucas Oil Stadium

Class A

Year	Final Score	Winning Coach	Rec.	Runner-Up Coach	Rec.	Location
1973-74	Mishawaka Marian 21, Providence 14	Mike Hecklinski	10-2	Gene Sartini	11-1	Providence
1974-75	Garrett 20, North Knox 6	David Wiant	11-0	Jim Beery	9-3	Garrett
1975-76	Lawrenceburg 28, Wes-Del 14	Dick Meador	11-1	Dave Land	11-1	Lawrenceburg
1976-77	Lafayette Central Catholic 8, Lawrenceburg 6	Paul LaRocca	11-2	Dick Meador	11-2	Laf. Central Catholic
1977-78	Indianapolis Cardinal Ritter 15, Tippecanoe Valley 6	Duffy Hagist	11-1	Charles Smith	12-1	Lawrence Central
1978-79	Lawrenceburg 34, Fountain Central 6	Dick Meador	13-0	Dale Hummer	11-2	Lawrence Central
1979-80	Tippecanoe Valley 44, Hamilton Southeastern 14	Charles Smith	13-0	David Enright	12-1	Lawrence Central
1980-81	Sheridan 27, North Judson 0	Larry Wright	13-0	Russ Radtke	12-1	Lawrence Central
1981-82	Hamilton Southeastern 7, Woodlan 6	Dave Enright	11-0	Leland Etzler	8-3	Lawrence Central
1982-83	Oak Hill 14, Southridge 7	Terry Lichtenberg	13-1	Bob Hawkins	11-3	Lawrence Central
1983-84	Fountain Central 12, Churubusco 3	Rick Malone	13-1	Rick Lightfoot	11-3	Lawrence North
1984-85	Sheridan 19, North Judson 10	Larry Wright	14-0	Russ Radtke	13-1	Hoosier Dome
1985-86	Eastern Hancock 20, Jimtown 7	Bob Copeland	13-1	Bill Sharpe	11-2	Hoosier Dome
1986-87	South Putnam 29, North Judson 21	Mark Wildman	11-3	Russ Radtke	13-1	Hoosier Dome
1987-88	Sheridan 10, Jimtown 0	Larry Wright	12-2	Bill Sharpe	12-1	Hoosier Dome
1988-89	Sheridan 59, Bremen 0	Larry Wright	14-0	Martin Huber	11-3	Hoosier Dome
1989-90	Bremen 31, Springs Valley 8	John Kucela	11-3	Bill Harris	13-1	Hoosier Dome
1990-91	South Decatur 44, Southwood 15	Ken Wendling	13-0	David Wilhelm	12-2	Hoosier Dome
1991-92	Jimtown 13, Indianapolis Cardinal Ritter 7	Bill Sharpe	12-1	Vince Lorenzano	9-5	Hoosier Dome
1992-93	Sheridan 6, Indianapolis Cardinal Ritter 0	Larry Wright	10-4	Vince Lorenzano	8-6	Hoosier Dome
1993-94	North Miami 37, West Washington 16	Bob Bridge	11-3	Todd Pritchett	11-3	Hoosier Dome
1994-95	North White 34, Sheridan 7	Jim Davis	14-0	Larry Wright	11-3	RCA Dome
1995-96	Carroll (Flora) 26, Tri-West Hendricks 13	John Hendryx	13-1	Mark Haste	12-2	RCA Dome
1996-97	Tri-West Hendricks 37, Carroll (Flora) 14	Mark Haste	14-0	John Hendryx	13-1	RCA Dome
1997-98	Pioneer 49, Knightstown 21	Mike Johnson	15-0	Don Willard	14-1	RCA Dome
1998-99	Sheridan 56, North White 33	Larry Wright	14-1	Jim Davis	12-3	RCA Dome
1999-00	Lafayette Central Catholic 59, Perry Central 7	Scott Muncy	14-0	Terry Wagner	12-3	RCA Dome
2000-01	Adams Central 29, Attica 21	Rick Minnich	12-3	David McDonald	14-1	RCA Dome
2001-02	Southern Wells 30, Perry Central 7	Mark Lefebvre	14-1	Mike Spencer	14-1	RCA Dome
2002-03	Southwood 17, South Putnam 14	Terry Siddall	13-1	Mark Wildman	12-3	RCA Dome
2003-04	Indianapolis Cardinal Ritter 28, Seeger 0	Jim Boswell	12-2	Brian Moore	14-1	RCA Dome
2004-05	Seeger 20, Indianapolis Cardinal Ritter 7	Brian Moore	15-0	Jim Boswell	10-5	RCA Dome
2005-06	Sheridan 21, Knightstown 7	Larry Wright	13-2	Don Willard	14-1	RCA Dome
2006-07	Sheridan 34, Indianapolis Cardinal Ritter 28 (OT)	Larry Wright	15-0	Ty Hunt	13-2	RCA Dome
2007-08	Sheridan 34, Rockville 28	Larry Wright	15-0	Herb King	14-1	RCA Dome
2008-09	Indianapolis Cardinal Ritter 34, Sheridan 27	Ty Hunt	15-0	Larry Wright	13-2	Lucas Oil Stadium

Phil N. Eskew Mental Attitude Award Recipients

Class 5A Recipients

Year	Name	School
1985-86	Jeff George	Warren Central
1986-87	Brock Rohrbacher	Fort Wayne Snider
1987-88	Mike Stuckert	Highland
1988-89	Brian Murphy	Ben Davis
1989-90	Eric Kline	Penn
1990-91	Kasey Clevenger	Marion
1991-92	Chris Ings	Ben Davis
1992-93	Chris Rickenbach	Ben Davis
1993-94	Eli Stoddard	Bloomington South
1994-95	Vince Lidy	Castle
1995-96	Matt Geesman	Penn
1996-97	Scott Becker	Penn
1997-98	Brad Monhaut	Penn
1998-99	Manley Glick	Homestead
1999-00	Jeremy Chandler	Ben Davis
2000-01	Justin Smith	Penn
2001-02	Matt Handlon	Valparaiso
2002-03	Marcus Heminger	Fort Wayne Snider
2003-04	Wade Iams	Penn
2004-05	Andrew Gregory	Fort Wayne Snider
2005-06	Chris Summers	Hamilton Southeastern
2006-07	Ryan Murray	Carmel
2007-08	Cameron Lowry	Pike
2008-09	Luke Swift	Center Grove

Class 4A Recipients

Year	Name	School
1983-84	Mark Plencner	Penn
1984-85	Antonino Maggio	Hobart
1985-86	Patrick McEuen	Hobart
1986-87	Tom Reasoner	Franklin Central
1987-88	Mike Golarz	Hobart
1988-89	Rick Mirer	Goshen
1989-90	Tim Back	Franklin Central
1990-91	LaRon Moore	Franklin Central
1991-92	Frank Maggio	Hobart
1992-93	Chad Welch	Harrison (West Lafayette)
1993-94	Kevin Hammonds	Hobart
1994-95	Brad Weber	DeKalb
1995-96	Wes Gillman	Franklin County
1996-97	Durriell Brown	Indianapolis Cathedral
1997-98	Adam Clements	Hamilton Southeastern
1998-99	Russ Mann	Concord
1999-00	Matt Hasbrook	Indianapolis Cathedral
2000-01	Cory Partlow	Plainfield
2001-02	Alex Hensley	Jasper
2002-03	Tyler Warner	Roncalli
2003-04	Jeff Wedding	East Noble
2004-05	Kory Lantz	Wawasee
2005-06	Nick Banich	Roncalli
2006-07	Bobby Powers	Indianapolis Cathedral
2007-08	Zak Kissel	Evansville Reitz
2008-09	Joe Colone	Fort Wayne Bishop Dwenger

Class 3A Recipients

Year	Name	School
1973-74	Dave Zapp	Indianapolis Cathedral
1974-75	Scot Shaw	Mishawaka
1975-76	Tom Smith	Valparaiso
1976-77	Randall Shuman	Merrillville
1977-78	Bob Stephenson	Evansville Reitz
1978-79	David Broecker	Carmel
1979-80	Blair Kiel	Columbus East
1980-81	Scott Freckelton	Hobart
1981-82	Mark Sarno	Carmel
1982-83	Patrick Lockyear	Castle
1983-84	Pat Spencer	Roncalli
1984-85	Steve Gordon	Concord
1985-86	Brad Traviolia	Wawasee
1986-87	Phil Wilson	NorthWood
1987-88	Rob Schein	Zionsville
1988-89	Jeff Beck	Tipton
1989-90	Stan Lawrie	Roncalli
1990-91	Brian Baker	Fort Wayne Bishop Dwenger
1991-92	Marcus Thorne	Indianapolis Cathedral
1992-93	Jeremy VanKley	Northwestern
1993-94	Ryan Hartman	NorthWood
1994-95	Brian Winkleman	Tipton
1995-96	Greg Schnarr	Jasper
1996-97	Wesley Kendall	Zionsville
1997-98	Robert Finn	Andean
1998-99	Brad Greenlee	NorthWood
1999-00	Nicholas Worden	Norwell
2000-01	Adam Kress	Heritage Hills

2001-02	Casey Nowinski	Andean
2002-03	Michael Dury	Indianapolis Bishop Chatard
2003-04	Josh Sabo	NorthWood
2004-05	Bryce Pund	Heritage Hills
2005-06	Kevin Ball	Indianapolis Bishop Chatard
2006-07	Chandler Harnish	Norwell
2007-08	Mitchell Speer	South Bend St. Joseph's
2008-09	Andrew Theising	Evansville Memorial

Class 2A Recipients

Year	Name	School
1973-74	Leroy Robbins	Blackford
1974-75	Richard Goings	Boonville
1975-76	David O'Connor	Mishawaka Marian
1976-77	Kevin Altman	Jasper
1977-78	Pete Buchanan	Plymouth
1978-79	Tom Bailey	Goshen
1979-80	Kent Shelby	Noblesville
1980-81	Kevin Mullet	NorthWood
1981-82	Kent Yoder	Goshen
1982-83	Burt Austin	Franklin Central
1983-84	Mike Hackman	Indianapolis Bishop Chatard
1984-85	Michael Funk	West Lafayette
1985-86	Cal Miller	Fort Wayne Bishop Luers
1986-87	Gene Smith	Tell City
1987-88	Tim Walker	Rochester
1988-89	David McClain	Western Boone
1989-90	Rori Chaney	Tri-West Hendricks
1990-91	Anthony Alfano	River Forest
1991-92	Toby Jacobs	Indianapolis Seccaia
1992-93	Jeff Goeglein	Fort Wayne Bishop Luers
1993-94	Daniel Provonsha	West Lafayette
1994-95	Jim Schroeder	Evansville Mater Dei
1995-96	Jason Guinn	North Montgomery
1996-97	Tim Flagg	North Montgomery
1997-98	Matt Lewinski	Jimtown
1998-99	Craig Hisey	Jimtown
1999-00	Jeremiah Lane	Danville
2000-01	Dominic Faraone	Evansville Mater Dei
2001-02	Kyle Lindsay	Fort Wayne Bishop Luers
2002-03	Brett Bueltel	Southridge
2003-04	T.J. Siple	Tri-West Hendricks
2004-05	Rob Bragg	Eastbrook
2005-06	Ryan Kerney	North Posey
2006-07	Jacob Kahle	Southridge
2007-08	Josh Mills	Heritage Christian
2008-09	Brady Tolle	Cass

Class A Recipients

Year	Name	School
1973-74	John Davis	Mishawaka Marian
1974-75	Paul Russell	Garrett
1975-76	Kevin Keller	Wes-Del
1976-77	Thomas Weber	Lafayette Central Catholic
1977-78	Ray Rockhill	Tippecanoe Valley
1978-79	Brian Way	Lawrenceburg
1979-80	Mark Shireman	Tippecanoe Valley
1980-81	Jeff Greer	Sheridan
1981-82	Jeffrey Berning	Woodlan
1982-83	Joel Martin	Oak Hill
1983-84	Brian Nehrig	Fountain Central
1984-85	Derry Zachery	Sheridan
1985-86	Cary Starnal	Jimtown
1986-87	Matt Vessely	North Judson
1987-88	Jeff Durham	Sheridan
1988-89	Brad Shields	Sheridan
1989-90	Joe Clark	Springs Valley
1990-91	Shawn Blaich	South Decatur
1991-92	Mark Franco	Indianapolis Cardinal Ritter
1992-93	Shelly Zachery	Sheridan
1993-94	Matthew Roland	North Miami
1994-95	Doug Morris	North White
1995-96	James Hanlin	Tri-West Hendricks
1996-97	Michael Lowe	Carroll (Flora)
1997-98	Tayt Odom	Pioneer
1998-99	Travis Delph	Sheridan
1999-00	Zachary Wagner	Perry Central
2000-01	Josh Smith	Attica
2001-02	Peter Wagner	Southern Wells
2002-03	Kole Ames	South Putnam
2003-04	Thomas Marshall	Seeger
2004-05	Spencer King	Indianapolis Cardinal Ritter
2005-06	Matt Cox	Knightsdown
2006-07	Taylor Scott	Sheridan
2007-08	Zach Clapp	Rockville
2008-09	Brent Hume	Sheridan



Lafayette Central Catholic Knights

Class A



Lt.	Dk.	Name	Gr.	Ht.	Wt.	Position(s)
1	1	Niall Noonan	11	6-2	175	SE/K
2	2	Greg Burns	12	6-3	170	WB/DB
3	3	Stu Corcoran	11	5-11	150	WB/DB
4	4	Cody Christopher	11	6-0	170	WB/DB
6	6	Cody Schrader	11	5-6	130	WB/DB
7	7	Jake Churchill	9	5-10	160	QB/DB
8	8	Austin Munn	10	6-0	160	QB/DB
9	9	Jake Milakis	12	5-10	205	FB/LB
10	10	Adam Zimmerman	12	5-10	160	SE/DB
11	11	Austin Mitchell	11	6-0	155	WB/LB
12	12	Chris Mills	12	6-4	185	QB/P
13	13	Sam Kochert	9	5-10	165	FB/LB
14	14	Brad Schrader	9	5-10	165	WB/LB
15	15	Mason Fisher	9	6-0	130	WB/DB
16	16	Dalton Skees	10	5-10	160	SE/LB
17	17	Will Jones	9	5-7	125	WB/DB
20	20	Ross Corcoran	9	6-0	160	WB/LB
21	21	Jack Kendrick	11	6-1	185	FB/LB
22	22	Matt Burks	10	5-10	150	SE/DB
23	23	Connor Mackey	12	6-3	200	SE/DB
24	24	Joe Henshaw	12	6-0	165	SE/DB
25	25	Nathan Budny	11	5-10	155	WB/CB
26	26	Travis Smith	10	5-11	145	SE/DB
27	27	Robert Kubat	11	5-10	145	WB/DB
28	28	Scott Windler	12	6-2	185	SE/DB
29	29	Marc Withers	12	5-11	165	SE/DB
30	30	Scotty Trout	10	5-10	175	WB/LB
32	32	Joe Naville	11	6-0	180	FB/DL
33	33	Danny Anthrop	10	6-0	165	WB/LB
34	34	Tom Almond	12	6-1	180	FB/LB
40	40	Jimmy Mills	9	5-7	135	WB/LB
41	41	Timmy Mills	9	5-9	140	WB/DB
43	43	Jake Talley	12	6-1	220	TE/LB

Lt.	Dk.	Name	Gr.	Ht.	Wt.	Position(s)
50	50	Jimmy Schrader	12	6-2	200	OL/DL
51	51	Patrick Mackey	9	6-0	210	OL/DL
52	52	Jacob Austerman	11	5-10	200	OL/LB
53	53	John Schrader	10	6-4	180	OL/DL
54	54	John Beardmore	11	5-9	230	OL/DL
55	55	Jacob Matson	10	5-8	180	OL/LB
56	56	Mark Strong	12	6-3	230	OL/DL
57	57	Jason Aldridge	12	6-2	210	OL/DL
58	58	Alex Anderson	12	6-0	205	OL/LB
59	59	Brian Carless	10	6-1	200	OL/DL
60	60	Brian Beardmore	12	5-9	205	OL/DL
61	61	Arthur Reust	11	5-9	160	OL/LB
62	62	Joe Churchill	11	5-6	195	OL/DL
64	64	Devin Morgan	11	5-7	190	OL/LB
65	65	Mike Rosebraugh	10	5-10	210	OL/DL
66	66	Nick Payne	10	5-11	220	OL/DL
67	67	Matt Thieme	9	6-0	190	OL/DL
68	68	Jeff Adams	10	5-10	240	OL/DL
70	70	Ty Hartlep	12	6-0	275	OL/DL
71	71	David Thieme	11	6-5	190	OL/DL
72	72	Drew Smedley	12	6-1	260	OL/DL
74	74	Drake Hoover	10	6-0	225	OL/DL
75	75	Casey Bollock	9	6-2	180	OL/DL
77	77	Patrick Bondi	11	5-10	230	OL/DL
78	78	Alex Schrader	12	6-1	255	OL/DL
79	79	Robby Fortwendel	9	6-0	220	OL/DL
80	80	Joey Talley	10	5-11	160	SE/LB
81	81	Nelson Almond	10	6-0	185	TE/LB
82	82	John Paul Santos	9	5-9	135	SE/DB
83	83	Joe Yeaman	9	5-11	135	SE/DB
86	86	Andrew Hubertz	9	6-0	160	SE/DL
88	88	Ryan DeBoy	9	6-1	155	SE/DB

Lafayette Central Catholic Knights

Class A



Team Statistics

	Laf. Central Catholic	Opponents
Total Points / Points Per Game	681 / 52.4	42 / 3.2
First Downs / Per Game	200 / 15.4	73 / 5.6
Rushing Yards / Per Game	2,487 / 191.3	587 / 45.2
Passing Yards / Per Game	2,987 / 229.8	850 / 65.4
Total Yards / Per Game	5,474 / 421.1	1,437 / 110.5
Fumbles Recovered By	21	4
Intercepted By	20	7
Total Punts / Average	25 / 34.6	N/A
Penalties / Yards	N/A	N/A

Individual Statistics

Scoring	G	TD	1-Pt.	2-Pt.	FG	TP	PPG
4 Cody Christopher	13	18	0	2	0	112	8.6
1 Niall Noonan	13	2	81	0	4	105	8.0
33 Danny Anthrop	13	16	0	0	0	96	7.4
29 Marc Withers	12	16	0	0	0	96	8.0
34 Tom Almond	8	13	0	0	0	78	9.8

Rushing	G	Att.	Yds.	TD	YPG	YPC	Long
34 Tom Almond	8	67	519	11	64.8	7.7	58
14 Brad Schrader	12	53	459	6	38.2	8.7	63
4 Cody Christopher	13	48	258	8	19.8	7.5	46
33 Danny Anthrop	13	33	355	7	27.3	10.8	66
32 Joe Naville	7	53	346	3	49.4	6.5	46

Passing	G	Comp.	Att.	Int.	TD	Yds.	YPG
12 Chris Mills	13	169	256	7	43	2,948	227

Receiving	G	Rec.	Yds.	TD	YPG	YPC	Long
29 Marc Withers	12	35	871	15	72.6	24.9	67
4 Cody Christopher	13	45	705	10	54.2	15.7	63
33 Danny Anthrop	13	40	575	9	44.2	14.4	43
23 Conner Mackey	11	19	309	3	28.1	16.3	61

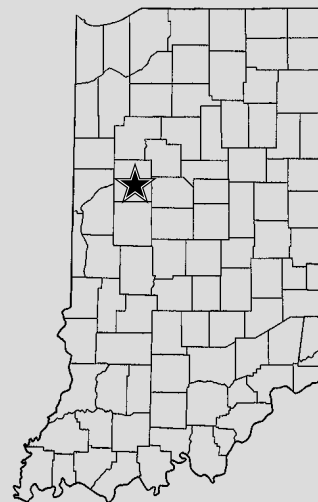
Defense	G	Tackles	For Loss	Sacks	INT	FC	FR
56 Mark Strong	12	83	26	5	0	3	0
60 Brian Beardmore	13	74	19	1	0	1	3
43 Jake Talley	13	67	8	1	2	1	4
28 Scott Windler	13	74	5	0	5	3	1
9 Jake Milakis	8	68	6	0	0	0	0
3 Stu Corcoran	13	59	5	0	2	0	1

State Finals History

State Champion: 1976 (A), 1999 (A)
Appearances: 1976 (A), 1999 (A), 2009 (A)



Kevin O'Shea
Head Coach



Team Facts

City/Town: Lafayette
County: Tippecanoe
Superintendent: Dr. Marie Williams
Principal: Joe Brettnacher
Athletic Director: Tim Bordenet
Asst. Athletic Director: Patrick O'Keefe
Head Coach: Kevin O'Shea
Assistant Coaches: Mark Brown, Mike Hammons, Frank O'Shea, Tim O'Shea, Mike Rulli, Steve Percic, Jim Schrader, Ed Tilley
Equipment Manager: Tom Yarnall
Offensive Formation: Run-N-Shoot
Defensive Formation: 3-4
Colors: Navy and White
Conference: Hoosier Heartland
Enrollment: 229
Last Year's W-L Record: 9-2

Season Results (14-0)

8/21 at Delphi Community W 56-0
8/28 Benton Central W 68-0
9/4 Clinton Central W 45-0
9/11 at Guerin Catholic W 58-3
9/18 at Carroll (Flora) W 62-0
9/25 Tri-Central W 70-0
10/2 Tri-County W 66-7
10/9 at Culver Academies W 42-0
10/16 at Clinton Prairie W Forfeit

Sectional

10/23 Pioneer W 20-0
10/30 at Frontier W 33-6
11/6 at Caston W 58-13

Regional

11/13 Culver Community W 56-0

Semi-State

11/20 at Southern Wells W 47-13

DEPTH CHART Please list your two-deeps at each position.

Offense

Pos.	No.	Name
QB	12	Chris Mills
QB	8	Austin Munn
FB	32	Joe Naville
FB	9	Jake Milakis
WB	4	Cody Christopher
WB	6	Cody Schrader
WB	33	Danny Anthrop
WB	28	Scott Windler
SE	29	Marc Withers
SE	10	Adam Zimmerman
SE	23	Conner Mackey
SE	22	Matt Burks
T	57	Jason Aldridge
T	54	John Beardmore
T	56	Mark Strong
T	77	Patrick Bondi
G	72	Drew Smedley
G	62	Joe Churchill
G	78	Alex Schrader
G	62	Joe Churchill
C	50	Jimmy Schrader
C	57	Jason Aldridge

Specialists

Pos.	No.	Name
Punter	12	Chris Mills
Placekicker	1	Niall Noonan
Kickoffs	1	Niall Noonan
Long Snapper	50	Jimmy Schrader
Holder	6	Cody Schrader
Punt Returns	29	Marc Withers
	4	Cody Christopher
Kickoff Returns	29	Marc Withers
	4	Cody Christopher

Defense

Pos.	No.	Name
DE	60	Brian Beardmore
DE	54	John Beardmore
DE	70	Ty Hartlep
DE	78	Alex Schrader
N	56	Mark Strong
N	60	Brian Beardmore
OLB	43	Jake Talley
OLB	23	Connor Mackey
OLB	21	Jack Kendrick
OLB	20	Ross Corcoran
ILB	9	Jake Milakis
ILB	64	Devin Morgan
ILB	58	Alex Anderson
ILB	43	Jake Talley
CB	3	Stu Corcoran
CB	7	Jake Churchill
CB	10	Adam Zimmerman
CB	7	Jake Churchill
FS	2	Greg Burns
FS	24	Joe Henshaw
SS	28	Scott Windler
SS	24	Joe Henshaw

HEAD COACH PROFILE

Name:Kevin O'Shea

Age:44

Spouse's Name:Jennifer

Years Married:21

Children's Names and Ages:Ryan(19), Kaitlyn(17), Kiera(15)

Current Occupation and Employer:Teacher/Coach Lafayette Catholic School System

No. of Yrs.:21

If a teacher, what subjects and grades do you teach:Mathematics 9-12

Education:

College:Franklin College

Year Graduated:1988

Degree(s) / Major:BA Mathematics/Secondary Education

High School:McCutcheon

Year Graduated:1984

Athletic Participation

Sport	High School Years (ie: 1972, 73)	College Years (ie: 1976, 77)
Football	1980-1984	1984-1987
Baseball	1980-1984	
Basketball	1980-1984	

As A High School Or College Player, Have You Ever Competed In A State Or National Championship Event In Any Sport? If Yes, Please Give Details:

Yes, State Championship 1982

Coaching Experience (Football Only)

Number of Years as Varsity Head Coach at Current School (ie: 5 years):2

Actual Years as Varsity Head Coach at Current School (ie: 1996-2000):2008-2009

Won-Loss Record as Varsity Head Coach at Current School:23-2

Overall Varsity Head Coaching Record:123-65

Please list below where you've coached during your career starting with your current position:

School	Head / Asst.	No. of Years (ie: 5)	Actual Years (ie: 1992-present)
Lafayette Central Catholic	HC	2	2008-2009
Attica	HC	1	2007
McCutcheon	HC	9	1998-2006
Delta	HC	5	1993-1997
Crown Point	Asst	5	1988-1992

Tournament Championships (As the Varsity Head Coach, list years your team won):

Sectional: McCutcheon 1999, Central Catholic 2009

Regional: Central Catholic 2009

Semi-State: Central Catholic 2009

State Championship:

Something Interesting About You Personally Or Professionally That People Might Not Know:

In 1984 the North/South All-Star game was the first game played in the Hoosier Dome and I had the honor of throwing the first TD pass, in the Dome, to Ernie Jones.

I was the NAIA National passing and total offense leader in 1987.



Fountain Central Mustangs

Class A



<u>Lt.</u>	<u>Dk.</u>	<u>Name</u>	<u>Gr.</u>	<u>Ht.</u>	<u>Wt.</u>	<u>Position(s)</u>
2	2	Cody Hehmann	9	5-0	100	WR
3	3	Klayton Adkins	11	6-0	140	WR
4	4	Cameron Seymour	12	5-7	160	QB/DB
5	5	Michael Duane	9	5-8	155	RB/LB
6	6	Dylan Sly	9	5-5	110	WR
7	7	Ryan Carver	12	5-8	150	DB
8	8	Julian Frazer	12	5-11	145	WR
9	9	Tyler Lawson	12	5-8	160	WR/DB
10	10	Sam Woodrow	9	5-8	135	RB
12	12	Sam Shoaf	12	5-9	185	RB/LB
13	13	Shane Loveall	11	5-10	160	WR
14	14	Andrew Mitchell	10	5-7	155	QB/LB
15	15	Scott Moore	12	5-11	195	QB/DB
17	17	Andrew Stockdale	12	6-1	205	K
18	18	Preston James	9	5-9	140	QB
20	20	Aaron Alward	10	5-8	135	WR
21	21	Zach Robertson	12	6-0	170	WR/DB
22	22	Stephan Key	12	5-11	190	WR
23	23	Dillon Scott	12	5-3	120	DB
24	24	Trent Spear	12	6-1	195	RB/LB
25	25	Quentin Clough	10	5-4	150	LB
27	27	Harlan Hathaway	10	5-6	145	DB
30	30	Eli Moore	10	5-4	140	RB/LB
31	31	Dylan Keeling	10	5-3	165	RB/LB
33	33	Kevin Randolph	11	5-9	170	RB
34	34	Joe Engle	10	5-5	135	DB
40	40	Tanner Pierce	11	5-9	170	TE/DE
41	41	Cole Martin	11	6-0	180	DE
42	42	Brad Bowlus	9	5-11	170	TE
43	43	Bill Pigg	9	5-5	140	LB

<u>Lt.</u>	<u>Dk.</u>	<u>Name</u>	<u>Gr.</u>	<u>Ht.</u>	<u>Wt.</u>	<u>Position(s)</u>
44	44	Joey Rice	10	6-2	185	TE/DE
45	45	Chris Frazer	9	5-6	130	WR
50	50	Caden Lynn	9	5-8	160	OL
51	51	Luke Vaughn	10	5-9	175	OL
52	52	Spencer Marxmiller	11	6-0	170	OL/DL
53	53	Justin Hurd	10	5-8	180	OL
55	55	Luke Allen	11	5-11	220	DL
56	56	Layton Hathaway	10	5-8	165	OL
57	57	Oston Jean	10	5-10	210	OL
58	58	Clayton Scott	10	5-6	180	OL
59	59	Jonathan Cook	10	5-8	220	OL
60	60	Micah Haynes	12	5-10	230	OL
61	61	Nate Depugh	9	5-6	150	OL
64	64	Nick Nelson	9	5-7	185	OL
65	65	Trent Mitchell	11	5-11	180	OL
66	66	Ben Cox	12	5-11	195	OL
67	67	Coy Knecht	12	6-0	235	OL
68	68	Taryn Webster	9	5-11	165	DL
70	70	Corey Myers	11	6-1	185	OL
72	72	Taylor Minick	11	5-11	205	OL
75	75	Dakota Uplinger	9	5-11	170	OL
77	77	Troy Cork	9			OL
78	78	Jordan Robinson	9			OL
79	79	Tyler Hudson	10	5-8	255	OL
81	81	Brandon Bowlus	11	5-10	180	TE
82	82	Zach Corey	11	6-1	175	DB
85	85	Drew Wilson	10	6-1	180	TE
87	87	Cody Kelly	9	5-8	135	WR
88	88	Brent Nelson	12	5-10	140	WR

Fountain Central Mustangs

Class A



Team Statistics

	Fountain Central	Opponents
Total Points / Points Per Game	598 / 42.7	115 / 8.2
First Downs / Per Game	167 / 11.9	111 / 7.9
Rushing Yards / Per Game	3,839 / 274.2	1,269 / 90.6
Passing Yards / Per Game	1,935 / 138.2	943 / 67.3
Total Yards / Per Game	5,774 / 412.4	2,212 / 158.0
Fumbles Recovered By	14	16
Intercepted By	18	8
Total Punts / Average	31 / 29.8	73 / 30.5
Penalties / Yards	76 / 702	47 / 360

Individual Statistics

Scoring	G	TD	1-Pt.	2-Pt.	FG	TP	PPG
24 Trent Spear	14	26	0	1	0	158	11.2
21 Zach Robertson	14	20	0	0	0	120	8.6
17 A.J. Stockdale	14	0	70	0	2	76	5.4
15 Scott Moore	12	10	0	2	0	64	5.3
12 Sam Shoaf	14	9	0	1	0	56	4.0

Rushing	G	Att.	Yds.	TD	YPG	YPC	Long
24 Trent Spear	14	149	1,214	24	86.7	8.1	58
12 Sam Shoaf	14	110	787	8	56.2	7.2	62
15 Scott Moore	12	110	720	10	60.0	6.5	56
21 Zach Robertson	14	17	413	7	29.5	24.3	80
5 Michael Duane	14	38	369	3	26.4	9.7	97


Passing	G	Comp.	Att.	Int.	TD	Yds.	YPG
15 Scott Moore	12	86	144	7	19	1757	146
4 Cam Seymour	14	5	8	0	3	153	76

Receiving	G	Rec.	Yds.	TD	YPG	YPC	Long
21 Zach Robertson	14	35	864	10	61.7	24.7	81
9 Tyler Lawson	14	18	214	1	15.3	11.9	47
24 Trent Spear	14	18	190	2	13.6	10.6	28
81 Brandon Bowlus	14	9	339	7	24.2	37.7	69
12 Sam Shoaf	14	5	83	1	5.9	16.6	58

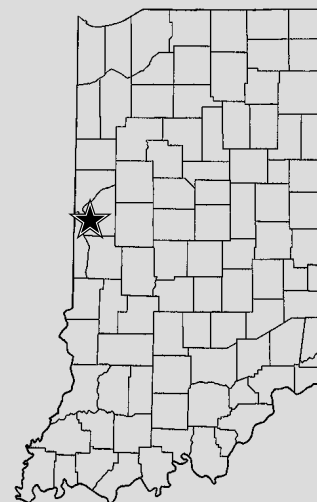
Defense	G	Tackles	For Loss	Sacks	INT	FC	FR
12 Sam Shoaf	14	126	14	0	1	0	1
5 Michael Duane	14	117	5	1/-5	2	0	0
60 Micah Haynes	14	89	8	1/-5	0	1	1
15 Scott Moore	12	84	3	0	5	0	0
24 Trent Spear	14	75	17	6/-36	0	1	2
44 Joey Rice	14	66	10	3/-23	0	1	3

State Finals History

State Champion: 1983 (A)
 State Runner-Up: 1978 (A)
 Appearances: 1978 (A), 1983 (A), 2009 (A)



Rick Malone
Head Coach



Team Facts

City/Town: Veedersburg
 County: Fountain
 Superintendent: Corey Austin
 Principal: Larry Adams
 Athletic Director: Brian Moore
 Asst. Athletic Directors:
 Pat Culp and Corey Smaltz
 Head Coach: Rick Malone
 Assistant Coaches: Dave Bolin, Brad Smith,
 Brian Moore, John Carver, Chris Shoaf,
 Jason Parker, Ryan Blankenship,
 Boone Finkbiner, John McClure, Lucas Deel
 Student Managers: Richard Olsen,
 Casey Stonebraker, Brandon Hudson,
 Keith Olsen, Jared Fishero, Jack Bolin,
 Jacob Brown
 Offensive Formation: Spread
 Defensive Formation: 4-3
 Colors: Blue and Gold
 Conference: Wabash River
 Enrollment: 419
 Last Year's W-L Record: 3-7

Season Results (14-0)

8/21	at Southmont	W	41-13
8/28	at Turkey Run	W	68-0
9/4	Riverton Parke	W	55-13
9/11	at Covington	W	62-22
9/18	Attica	W	49-12
9/25	Seeger	W	28-8
10/2	at Benton Central	W	31-0
10/9	North Vermillion	W	41-6
10/16	at Rockville	W	14-7
Sectional			
10/23	Attica	W	55-6
10/30	at Riverton Parke	W	52-7
11/6	Rockville	W	39-0
Regional			
11/13	at Linton-Stockton	W	21-7
Semi-State			
11/20	at Clinton Central	W	42-14

DEPTH CHART Please list your two-deeps at each position.

Offense

Pos.	No.	Name
QB	15	Scott Moore
QB	4	Cameron Seymour
SE	9	Tyler Lawson
SE	82	Zach Corey
FL	21	Zach Robertson
FL	4	Cameron Seymour
FB	12	Sam Shoaf
FB	31	Dylan Keeling
TB	24	Trent Spear
TB	5	Michael Duane
RT	72	Taylor Minick
RT	53	Justin Hurd
RG	70	Corey Myers
RG	52	Spencer Marxmiller
C	67	Coy Knecht
C	58	Clayton Scott
LG	65	Trent Mitchell
LG	51	Luke Vaughn
LT	66	Ben Cox
LT	63	Joey Rice
TE	81	Brandon Bowlus
TE	40	Tanner Pierce

Specialists

Pos.	No.	Name
Punter	17	A.J. Stockdale
Placekicker	17	A.J. Stockdale
Kickoffs	17	A.J. Stockdale
Long Snapper	66	Ben Cox
Holder	7	Ryan Carver
Punt Returns	21 9	Zach Robertson Tyler Lawson
Kickoff Returns	88 24	Brent Nelson Trent Spear

Defense

Pos.	No.	Name
DE	44	Joey Rice
DE	51	Luke Vaughn
DT	67	Coy Knecht
DT	72	Taylor Minick
N	60	Micah Haynes
N	72	Taylor Minick
DE	40	Tanner Pierce
DE	66	Ben Cox
WLB	5	Michael Duane
WLB	14	Andrew Mitchell
MLB	12	Sam Shoaf
MLB	31	Dylan Keeling
SLB	24	Trent Spear
SLB	30	Eli Moore
C	21	Zach Robertson
C	88	Brent Nelson
C	82	Zach Corey
C	9	Tyler Lawson
FS	7	Ryan Carver
FS	23	Dillon Scott
SS	15	Scott Moore
SS	4	Cameron Seymour

HEAD COACH PROFILE

Name: Rick Malone

Age: 51

Spouse's Name: Jeannine

Years Married: 5

Children's Names and Ages: Susan 24, Jessica 18

Current Occupation and Employer: Head Football Coach- Fountain Central, Teacher- Southmont

No. of Yrs.: FC- 4, Southmont- 19

If a teacher, what subjects and grades do you teach: PE

Education:

College: Franklin College

Year Graduated: 1980

Degree(s) / Major: BA: PE/Health MS: Sec. ED

High School: Martinsville

Year Graduated: 1976

Athletic Participation

Sport

High School Years

College Years

(ie: 1972, 73)

(ie: 1976, 77)

Football

(1972-75)

(1976-79)

As A High School Or College Player, Have You Ever Competed In A State Or National Championship Event In Any Sport? If Yes, Please Give Details:

Coaching Experience (Football Only)

Number of Years as Varsity Head Coach at Current School (ie: 5 years): 4

Actual Years as Varsity Head Coach at Current School (ie: 1996-2000): 1983-1984, 2008-2009

Won-Loss Record as Varsity Head Coach at Current School: 37-11

Overall Varsity Head Coaching Record: 100-127

Please list below where you've coached during your career starting with your current position:

School	Head / Asst.	No. of Years (ie: 5)	Actual Years (ie: 1992-present)
Fountain Central	Head	2	2008-present
Southmont	Head	15	1989-2003
North Putnam	Head	3	1986-1988
Martinsville	Asst.	1	1985
Fountain Central	Head	2	1983-1984
Fountain Central	Asst	3	1980-1982

Tournament Championships (As the Varsity Head Coach, list years your team won):

Sectional: 2 (1983, 2009)

Regional: 2 (1983, 2009)


Semi-State: 2 (1983, 2009)

State Championship: 1 (1983)



Fort Wayne Bishop Luers Knights

Class 2A



Lt.	Dk.	Name	Gr.	Ht.	Wt.	Position(s)
1	1	Ken Mullen	11	5-10	190	RB/DB
2	2	Kameron Mack	11	6-4	210	DE
3	3	James Knapke	10	6-2	185	QB
4	4	Jordan Presley	11	6-0	195	LB
5	5	Nick Chapel	11	5-10	160	WR
6	6	Evan Stuerzenberger	12	5-10	165	WR
7	7	Lonnell Chandler	11	6-1	170	WR/DB
8	8	Deangelo Fincher	11	5-7	155	DB
9	9	Charlie Pfister	11	6-0	175	DE
10	10	Devin Wyss	12	6-0	195	QB
11	11	Carl Deiser	11	5-8	155	DB
12	12	Demetrius Jackson	11	5-7	135	WR
13	13	Michael Rogers	9	6-0	192	DB
15	15	Eric Sorg	11	6-3	180	WR/P
16	16	Channing Williams	9	6-0	184	DE
17	17	Marcus Lawson	10	5-6	160	RB
18	18	Colin Stuerzenberger	10	5-10	145	WR
19	19	Drew Morken	10	5-11	175	DB
20	20	Daniel Rodenbeck	11	5-7	170	RB
21	21	Quyuan Mattox	11	5-10	175	DB
22	22	Jamarius Mitchell	10	5-11	180	LB
23	23	Steve Kiermaier	11	6-2	200	LB
24	24	Logan Dorman	10	5-9	175	RB/K
25	25	Jaylon Smith	9	6-2	188	LB/RB
26	26	Matt Hoch	12	5-7	170	DB
30	30	Lucas Martinez	9	5-5	140	DB
31	31	Andrew Menchaca	10	5-4	120	WR
32	32	Evan Blackmon	11	6-1	180	RB
34	34	Alex Stronzcek	11	6-2	165	K
35	35	Nicholas Deiser	9	5-8	150	LB
36	36	Daniel Olivarez	12	5-10	180	RB

Lt.	Dk.	Name	Gr.	Ht.	Wt.	Position(s)
40	40	Aaron LaMaster	9	5-7	180	LB
41	41	Courtney Mitchell	12	6-2	205	OL/DL
42	42	Kendrick Mullen	9	5-9	140	DB
44	44	Joe Goodwin	12	6-1	210	LB
50	50	Matt Wood	10	5-11	185	LB
51	51	Pablo Trevino	10	6-0	185	LB
52	52	Gabe Mendoza	11	6-0	220	OL/DL
53	53	Jack Sturm	9	6-0	195	OL/DL
55	55	Tim Kawiecki	12	6-2	205	OL/DL
57	57	Tyler Fuller	10	5-8	275	OL/DL
58	58	Dan Beckman	9	6-2	275	OL/DL
59	59	Casey Baker	10	6-3	210	OL/DL
60	60	Ethan Rector	11	6-0	200	OL/DL
61	61	Parker Watts	10	5-9	195	OL/DL
63	63	Drew Kellogg	11	5-8	200	OL/DL
64	64	Austin Krouse	11	5-11	230	OL/DL
65	65	Tyler Burns	12	6-0	236	OL/DL
66	66	Eric Jump	11	6-0	205	OL/DL
67	67	Bill Berghoff	10	5-10	225	OL/DL
68	68	Nick Ehinger	10	5-9	180	OL/DL
69	69	Tom Carrier	9	6-1	220	OL/DL
71	71	Tyler Green	9	6-2	225	OL/DL
74	74	Steve Paris	11	6-2	205	OL/DL
75	75	Mike Welling	12	6-1	215	OL/DL
77	77	Colten Wyss	11	5-11	300	OL/DL
81	81	Andrew Spencer	9	5-11	155	WR/DB
84	84	Matt Williamson	9	6-0	160	DB
86	86	Michael Ryan	11	6-1	170	WR
87	87	Sam Stronzcek	9	5-10	140	K
88	88	Andrew Yaney	10	6-0	165	WR
89	89	Jordan Starks	10	6-1	180	DE

Fort Wayne Bishop Luers Knights

Class 2A



Team Statistics

	FW Bishop Luers	Opponents
Total Points / Points Per Game	476 / 34.0	362 / 25.8
First Downs / Per Game	149 / 10.5	158 / 11.2
Rushing Yards / Per Game	2,503 / 179.0	2,874 / 205.0
Passing Yards / Per Game	1,739 / 124.0	1,500 / 107.1
Total Yards / Per Game	4,242 / 303.0	4,334 / 309.0
Fumbles Recovered By	13	12
Intercepted By	26	13
Total Punts / Average	45 / 33.0	63 / 28.5
Penalties / Yards	64 / 521	82 / 623

Individual Statistics

Scoring	G	TD	1-Pt.	2-Pt.	FG	TP	PPG
1 Ken Mullen	14	28	0	1	0	168	12.0
34 Alex Stronzcek	9	0	38	0	4	50	3.6
25 Jaylon Smith	14	6	0	1	0	38	2.8
21 Quyuan Mattox	14	7	0	0	0	44	3.1
15 Eric Sorg	14	4	1	0	0	25	1.8

Rushing	G	Att.	Yds.	TD	YPG	YPC	Long
1 Ken Mullen	14	101	1028	24	73.4	10.2	75
36 Daniel Olivarez	14	81	348	2	25.0	4.3	33
23 Steve Kiermaier	13	46	278	1	21.0	6.2	62
25 Jaylon Smith	14	39	195	3	14.7	5.2	24
8 DeAngelo Fincher	14	14	138	2	9.9	10.0	64

Passing	G	Comp.	Att.	Int.	TD	Yds.	YPG
3 James Knapke	14	118	222	13	17	1,451	107
10 Devin Wyss	9	6	18	1	2	134	15
15 Eric Sorg	1	8	15	0	1	105	105

Receiving	G	Rec.	Yds.	TD	YPG	YPC	Long
13 Michael Rogers	9	19	328	2	36.4	17.2	32
1 Ken Mullen	14	19	229	1	16.3	12.0	37
23 Steve Kiermaier	13	17	177	1	12.6	8.2	39
5 Nick Chapel	14	16	130	0	9.2	6.2	16
21 Quyuan Mattox	14	10	212	4	15.1	21.2	60

Defense	G	Tackles	For Loss	Sacks	INT	FC	FR
4 Jordan Presley	14	124	14	1/7	0	0	1
21 Quyuan Mattox	14	109	9	0	5	1	1
23 Steve Kiermaier	13	90	8	1/8	1	0	1
44 Joe Goodwin	14	79	11	5/31	0	1	0
25 Jaylon Smith	14	69	12	7/42	1	1	0
55 Tim Kawiecki	14	76	12	3/14	0	0	3

State Finals History

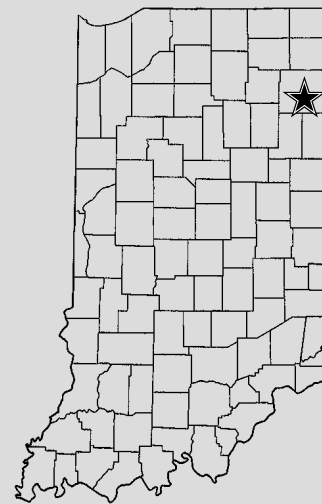
State Champion: 1985 (2A), 1989 (2A), 1992 (2A), 1999 (2A), 2001 (2A), 2002 (2A), 2007 (2A)

State Runner-Up: 1983 (2A), 1991 (2A), 1996 (2A), 2000 (2A)

Appearances: 1983 (2A), 1985 (2A), 1989 (2A), 1991 (2A), 1992 (2A), 1996 (2A), 1999 (2A), 2000 (2A), 2001 (2A), 2002 (2A), 2007 (2A), 2009 (2A)



Matt Lindsay
Head Coach



Team Facts

City/Town: Fort Wayne
 County: Allen
 Superintendent: Dr. Mark D. Myers
 Principal: Mary Keefer
 Athletic Director: Matt Lindsay
 Asst. Athletic Director: Diane Karst
 Head Coach: Matt Lindsay
 Assistant Coaches: Lew Goodwin, Mike Egts, Kyle Lindsay, Clancy Shank, Brent Egts, Matt Millhouse, Chris Charais, Fred Moore, Steve Keefer, Lee Rodenbeck, Phil Talarico, Marc Cotter, Mike Goodwin
 Student Managers: Trish Skordos, Emily Hayes, Katie Burkhart, Kendra Rine, Morgan Skordos, Tammy Petit, Dylan Gillie
 Offensive Formation: Multiple
 Defensive Formation: Multiple
 Colors: Red and Black
 Conference: Summit Athletic
 Enrollment: 550
 Last Year's W-L Record: 8-4

Season Results (9-5)

8/21 Fort Wayne Snider L 13-27
 8/28 Fort Wayne Northrop W 47-0
 9/4 at Fort Wayne South Side L 25-50
 9/11 at Harding W 14-8
 9/18 Fort Wayne Wayne L 18-36
 9/25 Fort Wayne Concordia L 35-42
 10/2 Fort Wayne North Side W 24-7
 10/9 at Fort Wayne Elmhurst W 49-13
 10/16 at Fort Wayne Dwenger L 0-62

Sectional

10/23 at Manchester W 45-21
 10/30 Eastern (Greentown) W 35-22
 11/6 Winchester Community W 68-0

Regional

11/13 at Cass W 54-53

Semi-State

11/20 Rensselaer Central W 52-21

DEPTH CHART Please list your two-deeps at each position.

Offense

Pos.	No.	Name
Qb	3	James Knapke
Qb	10	Devin Wyss
Se	15	Eric Sorg
Se	5	Nick Chapel
Fl	13	Michael Rogers
Fl	6	Evan Stuerzenberger
LT	65	Tyler Burns
Lt	75	Mike Welling
LG	52	Gabe Mendoza
LG	60	Ethan Rector
C	55	Tim Kawiecki
C	60	Ethan Rector
Rg	64	Austin Krouse
RG		Ethan Rector
RT	74	Steve Paris
RT	75	Mike Welling
TB	1	Ken Mullen
TB	36	Daniel Olivarez
FB	23	Steve Kiermaier
FB	25	Jaylon Smith
RB	8	DeAngelo Fincher
RB	32	Evan Blackmon

Specialists

Pos.	No.	Name
Punter	15	Eric Sorg
	86	Michael Ryan
Placekicker	34	Alex Stronzcek
	87	Sam Stronzcek
Kickoffs	34	Alex Stronzcek
	87	Sam Stronzcek
Long Snapper	26	Matt Hoch
	44	Joe Goodwin
Holder	10	Devin Wyss
	3	James Knapke
Punt Returns	1	Ken Mullen
	21	Quyuan Mattox
Kickoff Returns	1	Ken Mullen
	21	Quyuan Mattox

Defense

Pos.	No.	Name
DE	44	Joe Goodwin
DE	50	Matt Wood
DE	25	Jaylon Smith
DE	50	Matt Wood
DL	41	Courtney Mitchell
DL	57	Tyler Fuller
DL	52	Gabe Mendoza
DL	64	Austin Krouse
DL	55	Tim Kawiecki
DL	77	Colten Wyss
LB	23	Steve Kiermaier
LB	50	Matt Wood
LB	4	Jordan Presley
LB	22	Jamarius Mitchell
CB	8	DeAngelo Fincher
CB	11	Carl Deiser
CB	5	Nick Chapel
Cb	19	Drew Morken
FS	15	Eric Sorg
FS	1	Ken Mullen
SS	21	Quyuan Mattox
SS	20	Dan Rodenbeck

HEAD COACH PROFILE

Name: Matt Lindsay

Age: 54

Spouse's Name: Mary

Years Married: 28

Children's Names and Ages: Kyle (26) Molly (25) Marita (22)

Current Occupation and Employer: Athletic Director, Football Coach at Luers

No. of Yrs.: 19, and 23

If a teacher, what subjects and grades do you teach:

Education:

College: IPFW

Year Graduated: 1981

Degree(s) / Major: Sec Ed (English, History major)

High School: Bishop Luers

Year Graduated: 1973

Athletic Participation

Sport

High School Years

College Years

(ie: 1972, 73)

(ie: 1976, 77)

Football, Baseball

1969-1973

Football

1973-77

Univ of Toledo

As A High School Or College Player, Have You Ever Competed In A State Or National Championship Event In Any Sport? If Yes, Please Give Details:

Coaching Experience (Football Only)

Number of Years as Varsity Head Coach at Current School (ie: 5 years): 23rd

Actual Years as Varsity Head Coach at Current School (ie: 1996-2000): 23

Won-Loss Record as Varsity Head Coach at Current School: **199-96**

Overall Varsity Head Coaching Record: **199-96**

Please list below where you've coached during your career starting with your current position:

School

Head / Asst.

No. of Years

Actual Years

(ie: 5)

(ie: 1992-present)

Bishop Luers

Asst.

8

1979-1986

Bishop Luers

Head Coach

23

1987-present

Tournament Championships (As the Varsity Head Coach, list years your team won):

Sectional: 1987, 1989, 1990, 1991, 1992, 1993, 1996, 1999, 2000, 2001, 2002, 2005, 2007, 2009

Regional: 1989, 1991, 1992, 1993, 1996, 1999, 2000, 2001, 2002, 2007, 2009

Semi-State: 1989, 1991, 1992, 1996, 1999, 2000, 2001, 2002, 2007, 2009

State Championship: 1989, 1992, 1999, 2001, 2002, 2007



Monrovia Bulldogs

Class 2A



<u>Lt.</u>	<u>Dk.</u>	<u>Name</u>	<u>Gr.</u>	<u>Ht.</u>	<u>Wt.</u>	<u>Position(s)</u>	<u>Lt.</u>	<u>Dk.</u>	<u>Name</u>	<u>Gr.</u>	<u>Ht.</u>	<u>Wt.</u>	<u>Position(s)</u>
3	3	Dean Reeves	12	6-0	170	SE/DB/K/P	51	51	Robbie Madsen	12	6-1	200	OL/DL
5	5	Patrick Hollcraft	10	5-6	145	SE/DB	52	52	Caleb Blevins	12	6-1	235	OL/DL
6	6	Evan Jaynes	11	6-2	165	SE/DB	53	53	Andrew Ridner	12	6-0	215	OL/DL
7	7	Alec Bucks	9	5-7	140	RB/DB	54	54	Kyle Everett	12	6-3	210	OL/DL
8	8	Tim Connor	12	6-2	195	QB/DB	55	55	Austin Mason	11	6-3	270	OL/DL
9	9	Dalton Clements	11	5-11	155	QB/RB/DB	56	56	Matt Fisher	9	5-7	170	OL/DL
10	10	Austin Parks	12	6-1	165	RB/DB/K	58	58	Conner McNeely	9	6-1	185	OL/DL
11	11	Lane Cooper	9	5-5	125	SE/DB	59	59	Steven Whitaker	10	6-1	170	OL/DL
13	13	Luke Judson	9	5-8	160	QB/LB	60	60	Kurtiss Faulkenberg	11	6-1	225	OL/DL
17	17	Austin Sichtung	10	6-1	155	QB/DB	62	62	Jacob Wray	9	5-6	160	OL/DL
20	20	Zack Klampe	11	5-7	140	RB/DB	64	64	David Harrison	11	6-1	200	OL/LB
21	21	Trea Dillon	10	5-9	165	RB/LB	65	65	Josh Ray	11	6-0	240	OL/DL
22	22	Jake Hadley	12	6-0	205	RB/DL	66	66	Austin Jordan	12	6-3	185	OL/DL
23	23	Grant Watson	12	6-1	175	TE/LB	67	67	Billy Andrews	9	5-6	130	OL/DL
24	24	Garrett Johnson	12	6-0	190	RB/LB	68	68	Jesse Monts	11	5-11	260	OL/DL
25	25	Tyler Ellis	9	5-9	150	RB/LB	69	69	Zane Shuee	12	6-5	230	OL/DL
28	28	Thomas Rinehart	10	6-1	160	SE/DB	73	73	Cody McCloud	9	5-9	150	OL/DL
29	29	Robert Baldwin	9	5-8	155	RB/DL	74	74	Zane Gieseking	11	6-0	185	OL/DL
30	30	Brent McCleerey	11	5-11	185	RB/TE/LB	76	76	John Whitney	9	6-1	160	OL/DL
33	33	Davis Noel	9	5-11	150	TE/LB	78	78	Cody Wilson	10	5-9	235	OL/DL
34	34	Kevin Giza	10	5-8	140	RB/LB	79	79	Hank Hoffman	10	5-10	165	OL/DL
44	44	L.J. Adams	9	5-8	140	TE/LB	85	85	Zach Carpenter	11	6-3	155	SE/DB
45	45	Logan Kent	9	5-5	110	SE/DB	87	87	T.J. Bower	9	6-1	160	TE/DB
46	46	Seth Mikeworth	10	5-7	140	SE/DB	88	88	Alex Voss	10	5-6	140	SE/DB
49	49	Justin Roberts	10	5-10	160	RB/LB	89	89	Logan Fite	9	6-1	150	SE/DB
50	50	Jared Smith	9	5-10	145	OL/DL	99	99	Heath Kempf	9	5-10	165	OL/DL

Monrovia Bulldogs

Class 2A



Team Statistics

	Monrovia	Opponents
Total Points / Points Per Game	484 / 34.5	76 / 5.4
First Downs / Per Game	173 / 12	101 / 7
Rushing Yards / Per Game	3,792 / 270.8	799 / 57.0
Passing Yards / Per Game	516 / 36.8	1,046 / 74.7
Total Yards / Per Game	4,308 / 307.7	1,845 / 131.7
Fumbles Recovered By	8	5
Intercepted By	20	3
Total Punts / Average	20 / 32.4	64 / 23.0
Penalties / Yards	32 / 289	38 / 258

Individual Statistics

Scoring	G	TD	1-Pt.	2-Pt.	FG	TP	PPG
10 Austin Parks	14	22	7	14	0	153	10.9
8 Tim Conner	14	12	0	14	0	56	6.1
22 Jake Hadley	14	7	0	2	0	56	4.0
23 Grant Watson	14	7	0	4	0	48	3.7
24 Garrett Johnson	14	7	0	6	0	48	3.7

Rushing	G	Att.	Yds.	TD	YPG	YPC	Long
10 Austin Parks	14	204	1,692	22	120.8	8.2	81
22 Jake Hadley	14	188	824	9	58.8	4.3	24
24 Garrett Johnson	14	104	588	5	42.0	5.6	55
8 Tim Conner	14	81	342	12	24.4	4.2	36
23 Grant Watson	14	19	96	0	6.8	5.0	26

Passing	G	Comp.	Att.	Int.	TD	Yds.	YPG
8 Tim Conner	14	16	35	1	6	444	31.7
9 Dalton Clements	14	2	2	0	1	50	3.8

Receiving	G	Rec.	Yds.	TD	YPG	YPC	Long
23 Grant Watson	14	7	165	4	11.7	23.5	56
30 Brent McCleerey	14	4	124	1	8.8	31.0	58
9 Dalton Clements	14	3	105	1	7.5	35.0	52
24 Garrett Johnson	14	2	54	1	3.8	27.0	32
6 Evan Jaynes	14	1	41	0	2.9	41.0	41

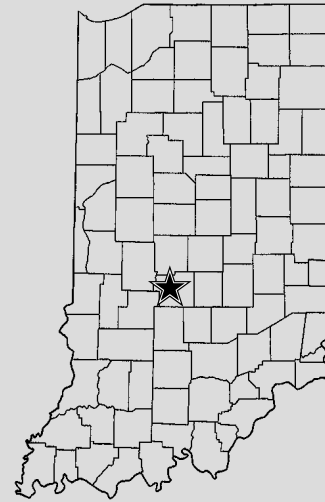
Defense	G	Tackles	For Loss	Sacks	INT	FC	FR
30 Brent McCleerey	14	111	24	2/12	1	1	2
24 Garrett Johnson	14	107	22	0	4	2	1
23 Grant Watson	14	80	18	0	2	1	3
8 Tim Conner	14	74	0	0	2	1	1
9 Dalton Clements	14	76	16	0	4	2	2
22 Jake Hadley	14	70	20	2/-9	0	3	1

State Finals History

Appearances: First Appearance



Kevin Hutchins
Head Coach



Team Facts

City/Town: Monrovia
 County: Morgan
 Superintendent: Dr. Julie Wood
 Principal: Jacob "Duffy" Hagist
 Athletic Director: Cary Hargis
 Head Coach: Kevin Hutchins
 Assistant Coaches: Dan Goens,
 Russ Harpold, Richard Harpold,
 Mark Jaynes, Craig Piatt, Rod Cooper,
 John Baldwin, Jim Whitney, John
 Whitney
 Student Managers: Drew Millis, Trevor
 Millis, Clay Sichtung, Conner Jelly
 Offensive Formation: Belly
 Defensive Formation: Multiple
 Colors: Green and White
 Conference: West Central
 Enrollment: 473
 Last Year's W-L Record: 7-5

Season Results (14-0)

8/21 Greencastle W 50-0
 8/28 at Cascade W 55-0
 9/4 at Cloverdale W 50-0
 9/11 at Union (Dugger) W 46-0
 9/18 Speedway W 34-15
 9/25 Brown County W 60-8
 10/2 at North Putnam W 22-16
 10/9 South Putnam W 34-0
 10/16 at Indianapolis Lutheran W 17-0

Sectional

10/23 at Cloverdale W 53-0
 10/30 at South Putnam W 6-3
 11/6 at North Putnam W 7-6

Regional

11/13 at Indpls. Cardinal Ritter W 20-15

Semi-State

11/20 at Paoli W 30-13

DEPTH CHART Please list your two-deeps at each position.

Offense

Pos.	No.	Name
QB	8	Tim Conner
QB	9	Dalton Clements
QB	17	Austin Sichting
RB	24	Garrett Johnson
RB	10	Austin Parks
SL	10	Austin Parks
SL	23	Grant Watson
FB	22	Jake Hadley
FB	30	Brent McCleerey
TE	23	Grant Watson
TE	30	Brent McCleerey
WR	6	Evan Jaynes
WR	9	Dalton Clements
WR	3	Dean Reeves
LT	60	Kurtiss Faulkenberg
LT	54	Kyle Everett
LG	68	Jesse Monts
LG	65	Josh Ray
C	53	Andrew Ridner
C	65	Josh Ray
RG	69	Zane Shuee
RG	54	Kyle Everett
RT	64	David Harrison
RT	65	Josh Ray

Specialists

Pos.	No.	Name
Punter	3	Dean Reeves
	9	Zane Shuee
Placekicker	10	Austin Parks
	3	Dean Reeves
Kickoffs	3	Dean Reeves
	10	Austin Parks
Long Snapper	53	Andrew Ridner
	60	Kurtiss Faulkenberg
Holder	8	Tim Conner
Punt Returns	9	Dalton Clements
Kickoff Returns	10	Austin Parks
	9	Dalton Clements

Defense

Pos.	No.	Name
DE	53	Andrew Ridner
DE	60	Kurtiss Faulkenberg
DE	69	Zane Shuee - SUBS
DE	53	Kyle Everett - SUBS
DT	69	Zane Shuee
DT	68	Jesse Monts - SUBS
N	22	Jake Hadley
N	65	Josh Ray - SUBS
LB	30	Brent McCleerey
LB	23	Grant Watson
LB	24	Garrett Johnson
LB	21	Trea Dillon -SUBS
LB	64	David Harrison -SUBS
LB	49	Justin Roberts -SUBS
SS	9	Dalton Clements
SS	21	Trea Dillion - SUBS
FS	8	Tim Conner
FS	21	Trea Dillon - SUBS
C	10	Austin Parks
C	3	Dean Reeves
C	6	Evan Jaynes
C	20	Zach Klampe - SUBS

HEAD COACH PROFILE

Name: Kevin Hutchins

Age: 32

Spouse's Name: Sarah

Years Married: 7 years

Children's Names and Ages: Payton 4, Parker 1

Current Occupation and Employer: Teacher, Monroe Gregg School Cooperation

No. of Yrs.: 3

If a teacher, what subjects and grades do you teach:

K-5 Special Education, and Strength and Conditioning 9-12

Education:

College: Olivet Nazarene University

Year Graduated: 2001

Degree(s) / Major: Physical Education

High School: Maine West High School (IL)

Year Graduated: 1996

Athletic Participation

Sport

High School Years

(ie: 1972, 73)

College Years

(ie: 1976, 77)

Football

1992, 93, 94, 95

1996 (red shirt) , 97, 98, 99, 2000

Basketball

1992 - 93, 93-94, 95-96

Baseball

1993

As A High School Or College Player, Have You Ever Competed In A State Or National Championship Event In Any Sport? If Yes, Please Give Details:

Yes, the 1998 NAIA National Championship in Savanna Tenn. Olivet Nazarene University lost to Azusa Pacific University 17-14. Kevin was a starting outside linebacker on the team.

Coaching Experience (Football Only)

Number of Years as Varsity Head Coach at Current School (ie: 5 years): 3

Actual Years as Varsity Head Coach at Current School (ie: 1996-2000): 2007-2009

Won-Loss Record as Varsity Head Coach at Current School: 27-10

Overall Varsity Head Coaching Record: 35-30

Please list below where you've coached during your career starting with your current position:

School	Head / Asst.	No. of Years (ie: 5)	Actual Years (ie: 1992-present)
Kankakee High School (IL)	Asst.	1	2001
T.C. Howe Academy	Head Coach	5	2002-2006
Monrovia High School	Head Coach	3	2007-Present

Tournament Championships (As the Varsity Head Coach, list years your team won):

Sectional: 2009

Regional: 2009


Semi-State: 2009

State Championship:



West Lafayette Red Devils

Class 3A



Lt.	Dk.	Name	Gr.	Ht.	Wt.	Position(s)
1	1	Cody White	11	5-8	155	WR/LB
2	2	Jack Erdman	9	5-9	130	WR/DB
3	3	Jonah Green	10	6-2	160	WR/DB
4	4	Aaron Woodard	11	5-8	165	WR/DB
5	5	Cameron Brown	12	5-11	150	WR/DB
6	6	Richard Trimble	10	5-9	160	WR/DB
7	7	Adam Folta	10	5-11	155	WR/DB
8	8	Kyle Patton	11	5-11	190	RB/LB
9	9	Raymond Lipscomb	12	6-1	215	RB/LB
10	10	Brian Bangs	9	6-2	170	QB/DB
11	11	Zach Waters	12	6-3	205	TE/DL
12	12	Andrew Pekny	12	5-10	170	WR/DB
14	14	Brody Forbes	9	5-5	130	QB/DB
15	15	Daniel Wodicka	12	6-1	170	QB/WR/DB
16	16	Ben Capano	11	6-1	180	WR/LB
17	17	Sean Busch	10	6-1	140	QB/DB
18	18	Ben Griggs	9	6-3	190	TE/DL
21	21	Tyler Beyer	10	5-9	160	RB/LB
23	23	Sam McCartney	11	6-2	165	K/P
24	24	Ben Waters	10	5-11	150	WR/DB
26	26	Robbie Field	10	6-1	170	WR/DB
31	31	Jordan Walker	12	5-10	175	FB/LB/DB
32	32	Thomas Deranek	10	5-10	140	WR/DB
33	33	Amen Galley	10	5-10	150	WR/DB
42	42	Andrew Bowers	12	5-10	165	WR/LB/DB
43	43	Joey Zadik	10	6-1	155	WR/LB

Lt.	Dk.	Name	Gr.	Ht.	Wt.	Position(s)
45	45	Phillip Bower	9	6-1	155	WR/DB
50	50	Tyler Smith	10	5-8	190	OL/DL
51	51	Dakhota Sanchez	11	5-11	175	LB/OL
52	52	Baxter DeBruyn	10	6-3	240	OL/DL
54	54	Stuart Kurtz	9	6-1	190	OL/DL
55	55	Ryan Brophy	10	5-11	190	OL/LB
56	56	Dayton Snyder	10	6-3	195	OL/DL
57	57	Taylor Smith	12	6-1	220	OL/DL/LB
58	58	Jason Bennet	12	6-1	240	OL/DL
61	61	Kevin Jones	12	6-1	190	OL/DL
63	63	Noah Garringer	9	5-7	205	OL/DL
64	64	Jacob Nordland	10	6-1	200	OL/DL
65	65	Quentin Lewis	10	6-1	285	OL/DL
66	66	Nick Larew	10	6-1	185	OL/DL
68	68	Quinton Skibinski	9	6-1	175	OL/LB
70	70	Ahmed Abdelsalam	12	5-11	200	OL/DL
71	71	Brian Stull	11	5-8	180	OL/DL
72	72	Bobby Schweikher	12	5-9	180	OL/DL
73	73	Christiaan Breur	12	6-2	215	OL/DL
75	75	Bryan Searfoss	12	6-1	210	OL/DL
77	77	Nick Bevier	11	6-1	280	OL/DL
78	78	Marty Schlene	11	6-2	300	OL/DL
85	85	Ben Thomas	10	6-1	170	WR/LB/D
86	86	Jeremy Watkins	12	6-1	195	WR/LB/DB
88	88	Andy Huber	12	6-3	195	TE/LB/DB

West Lafayette Red Devils

Class 3A



Team Statistics

	West Lafayette	Opponents
Total Points / Points Per Game	515 / 36.7	175 / 12.5
First Downs / Per Game	195 / 14	184 / 13
Rushing Yards / Per Game	2,857 / 204	2,175 / 155
Passing Yards / Per Game	2,301 / 164	1,333 / 95
Total Yards / Per Game	5,158 / 368	3,508 / 251
Fumbles Recovered By	16	7
Intercepted By	21	5
Total Punts / Average	28 / 29.3	0 / 0
Penalties / Yards	65 / 499	0 / 0

Individual Statistics

Scoring	G	TD	1-Pt.	2-Pt.	FG	TP	PPG
15 Daniel Wodicka	14	23	0	0	0	138	9.9
31 Jordan Walker	14	13	0	0	0	78	5.6
12 Andrew Pekny	14	12	0	0	0	72	5.1
23 Sam McCartney	14	0	66	0	1	69	4.9
4 Aaron Woodard	13	10	0	0	0	60	4.6

Rushing	G	Att.	Yds.	TD	YPG	YPC	Long
15 Daniel Wodicka	14	113	1,353	23	97	10.2	95
31 Jordan Walker	12	119	683	13	57	5.7	74
4 Aaron Woodard	13	46	394	4	30	8.6	53
33 Amen Galley	14	30	177	3	13	5.9	33
17 Sean Busch	12	32	65	0	5	2.0	10

Passing	G	Comp.	Att.	Int.	TD	Yds.	YPG
15 Daniel Wodicka	14	144	237	2	25	2,023	145
17 Sean Busch	12	26	34	3	3	278	23

Receiving	G	Rec.	Yds.	TD	YPG	YPC	Long
12 Andrew Pekny	14	54	772	12	55.1	14.3	95
3 Jonah Green	14	43	610	7	43.6	14.2	75
4 Aaron Woodard	13	27	429	6	33	15.9	64
33 Amen Galley	14	17	195	1	13.9	11.5	26
31 Jordan Walker	12	15	169	0	14	11.3	29

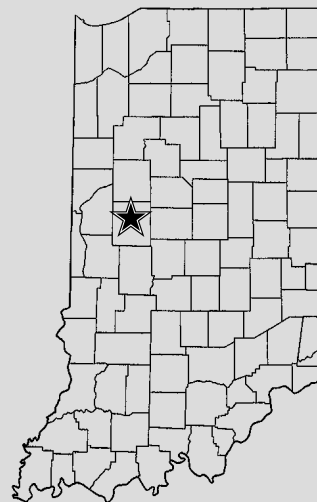
Defense	G	Tackles	For Loss	Sacks	INT	FC	FR
88 Andy Huber	13	109	29	7	0	1	0
51 Dakota Sanchez	14	108	29	5.5	1	2	1
42 Andrew Bowers	13	98	14	5	2	2	0
9 Raymond Lipscomb	12	95	19	6	1	3	1
1 Cody White	14	89	7	3.5	0	0	1
56 Dayton Snyder	14	71	21	5	0	1	2

State Finals History

State Champion: 1993 (2A)
 State Runner-Up: 1984 (2A)
 Appearances: 1984 (2A), 1993 (2A), 2009 (3A)



Marshall Overley
Head Coach



Team Facts

City/Town: West Lafayette
 County: Tippecanoe
 Superintendent: Rocky Killion
 Principal: Ron Shriner
 Athletic Director: Brock Touloukian
 Head Coach: Marshall Overley
 Assistant Coaches: Brad DeWees, Shane Fry, Rick Roseman, Josh Strasser, Jon Speaker, Rick George, Aaron Wood, Josh Roseman
 Student Managers: Sarah Lim, Courtney Baxter, Judi Keen
 Offensive Formation: Spread
 Defensive Formation: 3-3 Stack
 Colors: Red and Gray
 Conference: Hoosier
 Enrollment: 679
 Last Year's W-L Record: 11-1

Season Results (14-0)

8/21 at Crawfordsville W 39-7
 8/28 Cass W 35-32
 9/4 Delphi W 48-19
 9/11 at Benton Central W 41-14
 9/18 at Tipton W 42-20
 9/25 Rensselaer Central W 21-7
 10/2 Twin Lakes W 42-0
 10/9 at Seeger W 42-6
 10/16 at Sheridan W 39-6

Sectional

10/23 Benton Central W 28-8
 10/30 at Western W 21-6
 11/6 Frankfort W 54-22

Regional

11/13 at Eastbrook W 35-14

Semi-State

11/20 Jimtown W 28-14

DEPTH CHART Please list your two-deeps at each position.

Offense

Pos.	No.	Name
QB	15	Daniel Wodicka
QB	17	Sean Busch
WR	3	Jonah Green
WR	42	Andrew Bowers
WR	33	Amen Galley
WR	7	Adam Folta
WR	4	Aaron Woodard
WR	7	Adam Folta
WR	12	Andrew Pekny
WR	5	Cameron Brown
LT	52	Baxter DeBruyn
LT	57	Taylor Smith
LG	58	Jason Bennet
LG	71	Brian Stull
C	75	Brian Searfoss
C	68	Quinton Skibinski
RG	77	Nick Bevier
RG	71	Brian Stull
RT	72	Bobby Schweikher
RT	56	Dayton Snyder
TE	88	Andy Huber
TE	11	Zach Waters

Specialists

Pos.	No.	Name
Punter	7	Adam Folta
	17	Sean Busch
Placekicker	23	Sam McCartney
Kickoffs	23	Sam McCartney
Long Snapper	75	Bryan Searfoss
	68	Quinton Skibinski
Holder	15	Daniel Wodicka
	17	Sean Busch
Punt Returns	15	Daniel Wodicka
Kickoff Returns	12	Andrew Pekny
	4	Aaron Woodard

Defense

Pos.	No.	Name
DE	11	Zach Waters
DE	57	Taylor Smith
NG	73	Christiaan Bruer
NG	58	Jason Bennet
DE	56	Dayton Snyder
DE	77	Nick Bevier
MLB	9	Raymond Lipscomb
MLB	55	Ryan Brophy
OLB	51	Dakhota Sanchez
OLB	68	Quinton Skibinski
OLB	88	Andy Huber
OLB	8	Kyle Patton
DO	42	Andrew Bowers
G		
DO	85	Ben Thomas
G		
DO	1	Cody White
G		
DO	16	Ben Capano
G		
C	5	Cameron Brown
C	32	Thomas Deranek
C	7	Adam Folta
C	12	Andrew Pekny
FS	15	Daniel Wodicka
FS	2	Jack Erdman

HEAD COACH PROFILE

Name: Marshall Overley

Age: 58

Spouse's Name: Terry

Years Married: 37

Children's Names and Ages: Kristine 33 years old, Matt 27 years old, David 23 years old

Current Occupation and Employer: Biology Teacher, West Lafayette School Corp.

No. of Yrs.: 23 years

If a teacher, what subjects and grades do you teach: High School Biology

Education:

College: Hanover, Ohio University, Wright State Univ

Year Graduated: 1972, 1973, 1978

Degree(s) / Major: Biology, Biology Education, Master of Science

High School: Twin Lakes

Year Graduated: 1968

Athletic Participation

Sport

High School Years

College Years

(ie: 1972, 73)

(ie: 1976, 77)

Wrestling

1964-1968

As A High School Or College Player, Have You Ever Competed In A State Or National Championship Event In Any Sport? If Yes, Please Give Details:

Coaching Experience (Football Only)

Number of Years as Varsity Head Coach at Current School (ie: 5 years): 9 Years

Actual Years as Varsity Head Coach at Current School (ie: 1996-2000): 2001-present

Won-Loss Record as Varsity Head Coach at Current School: 52-46

Overall Varsity Head Coaching Record: 52-46

Please list below where you've coached during your career starting with your current position:

School	Head / Asst.	No. of Years (ie: 5)	Actual Years (ie: 1992-present)
Frontier High School	Assistant	7	1979 -1985
West Lafayette High School	Assistant	15	1986 - 2000

Tournament Championships (As the Varsity Head Coach, list years your team won):

Sectional: 2009

Regional: 2009

Semi-State: 2009

State Championship:

Something Interesting About You Personally Or Professionally That People Might Not Know:

I was an assistant coach for 22 years before becoming a head coach.



Evansville Memorial Tigers

Class 3A



Lt.	Dk.	Name	Gr.	Ht.	Wt.	Position(s)
2	2	Chad Goelzhauser	12	5-7	150	WR/DW
4	4	Garrett Block	11	5-9	145	QB/DB
5	5	Bryce Lueken	11	5-7	155	WR/DB
6	6	Max Gamble	10	5-7	140	WR/DB
7	7	Ryan Hatler	12	5-9	170	RB/DB
8	8	Dane Hurley	9	5-9	150	QB/LB
9	9	Alex Schapker	11	6-3	170	WR/DB
10	10	Ryan Burkart	11	6-2	160	QB/DB
11	11	A.J. Stuckey	11	5-11	165	WR/DB
12	12	Patrick Lamey	11	6-0	160	WR/DB
13	13	Grant Gribbins	12	6-0	185	QB/DB
14	14	Andrew Carlson	12	6-3	195	QB/DB
15	15	Alex Eddington	12	5-8	150	WR/DB
16	16	Steven Scheu	11	6-5	220	TE/LB
17	17	Mael Hounninou	11	6-0	185	WR/DB
18	18	Alex Wimber	9	6-0	160	RB/LB
20	20	Louie Durchholz	11	5-10	170	RB/LB
21	21	Jacob Haurly	10	6-0	170	WR/DB
22	22	Nathaniel Chapman	12	5-8	185	WR/DB
23	23	Will Rock	10	5-7	135	RB/DB
24	24	Sean Yarbrough	11	5-11	170	WR/DB
25	25	David Sexton	12	5-11	200	RB/DB
26	26	Brian Hayhurst	10	5-8	134	QB/DB
27	27	Derek Dewig	12	5-8	140	WR/DB
28	28	Jacob Petrig	11	5-8	150	WR/LB
29	29	John Browning	12	5-8	185	RB/LB
30	30	Ben Porter	10	5-8	140	WR/DB
31	31	Alex Blubaugh	12	5-10	155	WR/DB
32	32	Zach McCall	9	5-10	160	WR/DB
33	33	Brett Bohls	12	5-8	165	RB/LB
34	34	Pedro Alfaro	12	5-8	180	RB/LB
35	35	Myles DeVoy	10	5-8	150	WR/DB
37	37	Sam Curtis	10	5-11	180	RB/LB
38	38	Ryan Guerrettaz	11	5-9	190	RB/LB
39	39	Colin Gallagher	12	5-8	135	WR/DB
40	40	Nick Schaefer	11	5-10	150	TE/DL
42	42	Mike Wilson	12	5-10	185	RB/LB
43	43	Adam Byrley	11	5-8	160	OL/DL
44	44	Manning Morgan	12	5-9	150	WR/DB
45	45	Robby Lamey	10	5-9	160	WR/DB

Lt.	Dk.	Name	Gr.	Ht.	Wt.	Position(s)
48	48	Brian Bell	10	5-9	155	WR/DB
50	50	Coy Hobson	10	6-1	192	OL/DL
51	51	Frank Mattingly	12	6-1	250	OL/DL
52	52	Dale Wilm	12	6-0	225	OL/DL
53	53	Ben Gamble	10	5-10	210	OL/DL
54	54	Anthony Woodside	10	5-9	215	OL/DL
55	55	Elliott Nilssen	11	5-10	200	OL/DL
56	56	Jordan Adams	12	6-1	218	OL/LB
57	57	Ryan Ramsey	12	6-0	250	OL/DL
58	58	Clay Leffel	12	6-2	210	OL/LB
59	59	Drew Miles	11	5-11	160	OL/DL
60	60	Patrick Markham	12	6-1	230	OL/DL
61	61	Ryan Frank	10	5-11	205	OL/DL
62	62	Daniel McRoy	12	5-11	180	OL/DL
63	63	Ryan Sandwith	11	6-1	210	OL/DL
64	64	Matt Koressel	11	5-10	170	OL/DL
65	65	Alex Davenport	10	5-11	180	OL/DL
66	66	Drew Reising	11	6-1	190	OL/DL
67	67	Sam Allega	11	5-10	160	OL/DL
68	68	Garrett Seybold	10	5-7	230	OL/DL
69	69	Chris Langley	12	5-9	263	OL/DL
70	70	Jake Marburger	11	6-2	190	OL/DL
71	71	Matt Stewart	11	5-7	180	OL/DL
72	72	Jake Durchholz	10	6-0	255	OL/DL
73	73	Sam Finn	10	5-10	170	OL/DL
74	74	Sam Mattingly	10	5-11	215	OL/DL
75	75	Alex Johnson	12	6-3	260	OL/DL
76	76	Matt Wesley	9	6-0	190	OL/DL
77	77	Brian Lasher	12	6-1	222	OL/DL
78	78	Logan Egan	11	5-11	240	OL/DL
79	79	Adam Lahanis	10	5-9	210	OL/DL
80	80	Jonathon Wandling	12	6-3	170	TE/DB
81	81	Eddie Reising	11	6-0	160	WR/DB
82	82	Harrison Hatfield	12	6-0	165	P/K
84	84	Loick Hounninou	12	6-0	265	OL/DL
85	85	Hayden Street	10	5-10	165	TE/DL
86	86	Luke Bockelman	10	5-10	165	WR/DB
88	88	Trevor DeWeese	11	6-3	180	WR/DB
89	89	Andrew Bath	12	6-1	191	TE/DL

Evansville Memorial Tigers

Class 3A



Team Statistics

	Evansville Memorial	Opponents
Total Points / Points Per Game	467 / 33.4	264 / 18.9
First Downs / Per Game	259 / 18.5	215 / 15.4
Rushing Yards / Per Game	2,159 / 154.2	2,637 / 188.4
Passing Yards / Per Game	3,283 / 234.5	1,557 / 111.2
Total Yards / Per Game	5,442 / 388.7	4,194 / 299.6
Fumbles Recovered By	14	7
Intercepted By	18	14
Total Punts / Average	38 / 34.5	44 / 30.7
Penalties / Yards	76 / 631	70 / 627

Individual Statistics

Scoring	G	TD	1-Pt.	2-Pt.	FG	TP	PPG
7 Ryan Hatler	14	15	0	1	0	92	6.6
80 Jonathon Wandling	14	15	0	0	0	90	6.4
13 Grant Gribbins	14	11	0	0	0	66	4.7
82 Harrison Hatfield	14	0	56-63	0	3-3	65	4.7
16 Steven Scheu	14	10	0	0	0	60	4.3

Rushing	G	Att.	Yds.	TD	YPG	YPC	Long
7 Ryan Hatler	14	210	1,258	12	89.9	6.0	69
13 Grant Gribbins	14	107	413	11	29.5	3.9	42
80 Jonathon Wandling	14	15	219	2	15.6	14.6	44
22 Nathaniel Chapman	14	35	160	0	4.6	4.6	22
4 Garret Block	5	13	34	0	6.8	2.6	14

Passing	G	Comp.	Att.	Int.	TD	Yds.	YPG
13 Grant Gribbins	14	191	308	12	35	3,240	231.4
10 Ryan Burkart	5	3	8	2	0	43	8.6

Receiving	G	Rec.	Yds.	TD	YPG	YPC	Long
80 Jonathon Wandling	14	75	1,275	13	91.1	17.0	76
16 Steven Scheu	14	39	695	10	49.6	17.8	57
5 Bryce Lueken	14	30	439	3	31.4	14.6	50
81 Eddie Reising	14	28	416	4	29.7	14.9	59
11 A.J. Stuckey	14	12	310	4	22.1	25.8	56

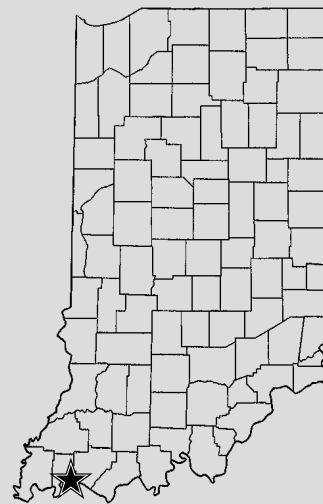
Defense	G	Tackles	For Loss	Sacks	INT	FC	FR
29 John Browning	14	123	9	4/18	3	0	0
42 Mike Wilson	10	82	6	1/8	1	0	2
14 Andrew Carlson	14	78	13	10/67	0	0	0
11 A.J. Stuckey	14	77	0	0	2	0	1
63 Ryan Sandwith	14	73	1	0	0	0	1
24 Sean Yarbrough	14	70	2	0	0	0	0

State Finals History

State Runner-Up: 2008 (3A)
 Appearances: 2008 (3A), 2009 (3A)



John Hurley
Head Coach



Team Facts

City/Town: Evansville
 County: Vanderburgh
 Superintendent: Donna Halverson
 Principal: Gwen Godsey
 Athletic Director: Bruce Dockery
 Asst. Athletic Director: Doug Donner
 Head Coach: John Hurley
 Assistant Coaches: Rip Collins,
 Matt Weber, Matt Merkel, Jake Hughes,
 Ben Johnson, Harvey Robbins, Matt Happe,
 Pete Rupp, Mark Killebrew, Butch Drake,
 Greg Delancy, Jeff Schaefer,
 Kerry Mattingly, Mick Schell, Terry Jones,
 Gary McCall, Scott Stratman, Bryce Fonner,
 Drew Miles, Dave Wagner, Randy Hobson
 Student Managers: John Beckman,
 Adam Curry, Eric Schach
 Offensive Formation: Spread
 Defensive Formation: 4-3
 Colors: Royal Blue and White
 Conference: Southern Indiana Athletic
 Enrollment: 793
 Last Year's W-L Record: 12-2

Season Results (11-3)

8/21 at Jasper L 27-34
 8/29 at Owensboro (Ky.) L 15-23
 9/5 Evansville Bosse W 35-7
 9/11 at Evansville Reitz L 14-28
 9/18 Evansville North W 40-13
 9/25 at Evansville Mater Dei W 47-24
 10/3 at Evansville Central W 20-10
 10/9 Evansville Harrison W 42-7
 10/16 at Castle W 27-10

Sectional

10/23 Mt. Vernon W 44-21
 10/30 at Evansville Bosse W 49-26
 11/6 Washington W 42-20

Regional

11/13 Heritage Hills W 28-20

Semi-State

11/21 at Indpls. Bishop Chatard W 37-21

DEPTH CHART Please list your two-deeps at each position.

Offense

Pos.	No.	Name
X	81	Eddie Reising
	9	A.J. Schapker
W	80	Jon Wandling
	5	Bryce Lueken
LT	56	Jordan Adams
	53	Ben Gamble
LG	69	Chris Langley
	50	Coy Hobson
C	51	Frank Mattingly
	69	Chris Langley
RG	52	Dale Wilm
	68	Garret Seybold
RT	58	Clay Leffel
	65	Alex Davenport
Y	16	Steven Scheu
	80	Jonathon Wandling
Z	5	Bryce Lueken
	6	Max Gamble
QB	13	Grant Gribbins
	10	Ryan Burkhart
R	7	Ryan Hatler
	22	Nathaniel Chapman

Defense

Pos.	No.	Name
FS	11	A.J. Stuckey
	88	Trevor DeWeese
SS	24	Sean Yarbrough
	26	Ryan Hayhurst
CB	22	Nathaniel Chapman
	31	Alex Blubaugh
CB	9	A.J. Schapker
	21	Jacob Haury
LB	25	David Sexton
	28	Jacob Pertig
LB	42	Mike Wilson
	56	Jordan Adams
LB	29	John Browning
	56	Jordan Adams
DE	14	Andrew Carlson
	89	Andrew Bath
DE	63	Ryan Sandwith
	52	Dale Wilm
T	57	Ryan Ramsey
	69	Chris Langley
T	34	Pedro Alfaro
	51	Frank Mattingly

Specialists

Pos.	No.	Name
Punter	82	Harrison Hatfield
Placekicker	82	Harrison Hatfield
Kickoffs	82	Harrison Hatfield
Long Snapper	16	Steven Scheu
Holder	13	Grant Gribbins
Punt Returns	11	A.J. Stuckey
	22	Nathaniel Chapman
Kickoff Returns	7	Ryan Hatler
	80	Jon Wandling

HEAD COACH PROFILE

Name: John Hurley
Age: 38
Spouse's Name: Darby
Years Married: 16
Children's Names and Ages: Dane 15, Drayton 12, Dawson 7
Current Occupation and Employer: Teacher and Coach – Evansville Catholic Diocese
No. of Yrs.: 14
If a teacher, what subjects and grades do you teach:
Current Events 12th, and World History 9th & 10th

Education:

College: University of Southern Indiana
Year Graduated: 1998
Degree(s) / Major: Master of Secondary Education
High School: Reitz Memorial High School
Year Graduated: 1989

Athletic Participation

Sport	High School Years (ie: 1972, 73)	College Years (ie: 1976, 77)
Football	1985, 86, 87, 88	1989, 90, 91,92 (University of Evansville)

As A High School Or College Player, Have You Ever Competed In A State Or National Championship Event In Any Sport? If Yes, Please Give Details:

2008 3A Football State Finals lost to Belmont

Coaching Experience (Football Only)

Number of Years as Varsity Head Coach at Current School (ie: 5 years): 2 years
Actual Years as Varsity Head Coach at Current School (ie: 1996-2000): 2008-2009
Won-Loss Record as Varsity Head Coach at Current School: 23-6
Overall Varsity Head Coaching Record: 23-6

Please list below where you've coached during your career starting with your current position:

School	Head / Asst.	No. of Years (ie: 5)	Actual Years (ie: 1992-present)
Evansville Memorial	Head	2	2008-present
Evansville Memorial	Asst.	12	1996-2007
University of Evansville	Asst.	1	1995
University of Evansville	Grad. Asst.	2	1993-94

Tournament Championships (As the Varsity Head Coach, list years your team won):

Sectional: 2008, 2009
Regional: 2008, 2009
Semi-State: 2008, 2009
State Championship:



Lowell Red Devils

Class 4A



Lt.	Dk.	Name	Gr.	Ht.	Wt.	Position(s)
1	1	Tyler Kristoff	10	6-2	195	TE/DE
2	2	Jeremy Crocker	10	6-0	180	QB/LB
3	3	Daniel Reyes	10	5-5	149	RB/DB
4	4	Jacob Payton	12	5-9	147	WR/DB
5	5	Adam Lueder	12	5-8	167	WR/DB
6	6	Brandon Grubbe	12	6-1	194	RB/DB
7	7	Jordan Juarez	11	6-1	197	RB/LB
8	8	Tyler Hamm	10	5-6	137	WR/DB
9	9	Christopher Sekuloski	11	6-3	172	QB/DB
10	10	John Hilbrich	11	5-9	160	WR/DB
11	11	Zachary Norcutt	12	6-0	176	WR/DB
13	13	Cole Midgett	11	5-10	154	WR/DB
14	14	Ray Skamay	12	6-0	171	QB/DB
20	20	Zachary Wolfe	10	5-5	146	RB/DB
21	21	Clark Mikesell	10	5-8	153	RB/LB
22	22	Jeffery Harbrecht	12	6-1	191	RB/LB
23	23	Jeffrey Todd	12	5-9	156	WR/DB
24	24	Stephen Garton	12	5-8	158	WR/DB
26	26	Nathan Cleveland	12	6-4	215	RB/DE
29	29	James Elieff	12	5-8	154	RB/LB
30	30	James Szafranski	11	6-1	175	TE/LB
31	31	Nicholas Hamilton	10	5-8	142	RB/DB
32	32	Danny Carter	12	5-11	175	RB/LB
34	34	Joseph Bell	12	6-4	207	TE/DE
35	35	Zachary Hayden	10	5-7	155	FB/LB
37	37	Cody Robinson	10	5-6	130	RB/DB
40	40	John Goodrich	10	5-10	170	RB/LB
42	42	Kyle Verhoeve	10	5-11	161	RB/LB
44	44	Nick Tokarz	11	6-0	173	RB/L

Lt.	Dk.	Name	Gr.	Ht.	Wt.	Position(s)
45	45	Roman Huseman	10	6-1	166	WR/DB
46	46	Alex McCracken	11	5-11	180	TE/LB
48	48	Franz Stagl	12	5-6	148	WR/DB
50	50	Brandon Reed	10	5-7	227	OL/DL
51	51	Dan Crossman	11	5-9	175	OL/DL
52	52	Wroe King	10	5-11	170	OL/DE
53	53	Timothy Mize	10	5-5	186	OL/DL
54	54	JayTrappani	11	6-4	219	OL/DL
55	55	Michael Sekuloski	11	6-3	210	OL/LB
56	56	Anthony DeMario	12	6-1	194	OL/LB
57	57	Justin Kralek	12	6-1	250	OL/DL
58	58	Samuel Neff	10	6-2	176	OL/LB
60	60	Chuck Fenner	12	5-8	202	OL/DL
61	61	Boge Pejoski	12	6-1	276	OL/DL
62	62	Chad Ulanowski	12	5-10	215	OL/DL
66	66	Tyler Wright	10	6-4	223	OL/DL
67	67	Mark Cooper	12	6-1	173	OL/DL
68	68	Jacob Hayden	10	6-0	290	OL/DL
69	69	Timothy McInnis	11	5-11	194	OL/DE
70	70	Luke Mitrisin	10	6-3	281	OL/DL
72	72	Kyle Meyers	10	5-11	255	OL/DL
75	75	Scott Pitrowski	10	6-2	244	OL/DL
76	76	Dominic Rebesco	11	6-2	215	OL/DE
77	77	Jefferson Stewart	12	5-7	188	OL/DL
78	78	Kyle Richwalski	10	6-6	243	OL/DL
81	81	Jason Parker	11	5-10	150	WR/DB
82	82	Derek Carlson	10	6-1	145	WR/DB
83	83	Jacob Grah	12	5-9	152	WR/DB
88	88	Tyler Munjas	10	5-10	152	WR/DB

Lowell Red Devils

Class 4A



Team Statistics

	Lowell	Opponents
Total Points / Points Per Game	470 / 33.6	150 / 10.7
First Downs / Per Game	215 / 15.4	144 / 10.28
Rushing Yards / Per Game	3,878 / 277	1,436 / 102.6
Passing Yards / Per Game	734 / 52.4	1,479 / 105.6
Total Yards / Per Game	4,612 / 329.4	2,915 / 208.2
Fumbles Recovered By	13	14
Intercepted By	16	8
Total Punts / Average	33 / 33.1	59 / 31.6
Penalties / Yards	48 / 386	71 / 500

Individual Statistics

Scoring	G	TD	1-Pt.	2-Pt.	FG	TP	PPG
6 Brandon Grubbe	13	36	0	3	0	222	17.0
61 Boge Pejowski	11	0	47	0	4	59	5.5
13 Cole Midgett	14	9	9	0	0	63	4.5
14 Ray Skamay	14	6	0	0	0	36	2.6
7 Jordan Juarez	14	5	0	0	0	30	2.1

Rushing	G	Att.	Yds.	TD	YPG	YPC	Long
6 Brandon Grubbe	13	374	2,243	36	172.5	6.0	71
14 Ray Skamay	14	84	452	6	32.3	5.4	67
7 Jordan Juarez	14	89	449	3	32.1	5.0	54
26 Nathan Cleveland	13	69	333	5	25.6	4.8	38
13 Cole Midgett	14	27	157	4	11.2	5.8	21

Passing	G	Comp.	Att.	Int.	TD	Yds.	YPG
14 Ray Skamay	14	43	113	8	5	704	50.3

Receiving	G	Rec.	Yds.	TD	YPG	YPC	Long
13 Cole Midgett	14	13	339	4	24.2	26.1	55
34 Joseph Bell	14	11	116	1	8.3	10.5	20
6 Brandon Grubbe	13	4	69	0	5.3	17.3	37
26 Nathan Cleveland	13	5	58	0	4.5	11.6	21
7 Jordan Juarez	14	4	42	0	3.0	10.5	19

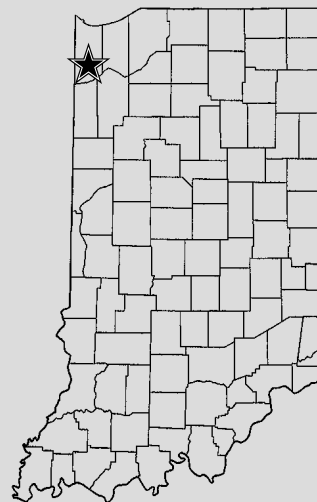
Defense	G	Tackles	For Loss	Sacks	INT	FC	FR
55 Michael Sekuloski	14	95	4	1/1	1	0	0
7 Jordan Juarez	14	67	10	4/19	5	0	1
56 Anthony DeMario	14	60	4	2/22	1	0	2
34 Joseph Bell	14	58	9	7/48	0	0	3
4 Jacob Payton	12	47	1	0/0	2	0	1
6 Brandon Grubbe	13	34	0	0/0	3	0	0

State Finals History

State Champion: 2005 (4A)
 State Runner-Up: 2007 (4A)
 Appearances: 2005 (4A), 2007 (4A), 2009 (4A)



Kirk Kennedy
Head Coach



Team Facts

City/Town: Lowell
 County: Lake
 Superintendent: Dr. Alice Neal
 Principal: Adrian Richie
 Athletic Director: Don Bales
 Asst. Athletic Director: Patti McCormack
 Head Coach: Kirk Kennedy
 Assistant Coaches: Jim Carlson, Brad Stewart, Jim Kiechle, Keith Kilmer, Ed Miracle, Jamie Kirin, Steve VanBaber, Denny Cripe, Shane Tucker, Bob Wragg, Logan Wright, Trevor Kersey
 Student Managers: Mallory Dandino, Lauren Meyers, Carlee Newsome
 Offensive Formation: I/Pro
 Defensive Formation: Multiple 4-4
 Colors: Black and Cardinal
 Conference: Northwest Crossroads
 Enrollment: 1,299
 Last Year's W-L Record: 13-1

Season Results (13-1)

8/21 Crown Point W 19-0
 8/28 at Hammond Morton W 34-25
 9/4 at Kankakee Valley W 40-13
 9/11 Griffith W 35-19
 9/18 Highland W 42-0
 9/25 at Hobart W 35-0
 10/2 Hammond W 63-0
 10/9 at Munster L 13-15
 10/16 Andean W 25-21

Sectional

10/23 at Plymouth W 14-6
 10/30 South Bend Washington W 24-7
 11/6 Concord W 60-23

Regional

11/13 at Hammond Morton W 42-0

Semi-State

11/21 FW Bishop Dwenger W 24-21

DEPTH CHART Please list your two-deeps at each position.

Offense

Pos.	No.	Name
QB	14	Ray Skamay
	9	Chris Sekuloski
TB	6	Brandon Grubbe
	7	Jordan Juarez
FB	26	Nate Cleveland
	7	Jordan Juarez
LT	76	Dominic Rebesco
	77	Jeff Stewart
LKG	66	Tyler Wright
	55	Mike Sekuloski
C	56	Tonly DeMario
	76	Dominic Rebesco
RG	62	Chad Ulanowksi
	69	Timothy McInnis
RT	70	Luke Mitrisin
	68	Jake Hayden
TE	34	Joe Bell
	30	James Szafranski
X	83	Jacob Grah
	22	Jeff Harbrecht
Z	13	Cole Midgett
	11	Zachary Norcutt

Specialists

Pos.	No.	Name
Punter	6	Brandon Grubbe
	13	Cole Midgett
Placekicker	61	Bobby Pejoski
Kickoffs	61	Bobby Pejoski
	13	Cole Midgett
Long Snapper	7	Jordan Juarez
Holder	14	Ray Skamay
Punt Returns	6	Brandon Grubbe
	13	Cole Midgett
Kickoff Returns	6	Brandon Grubbe
	13	Cole Midgett
	26	Nate Cleveland

Defense

Pos.	No.	Name
DE	26	Nate Cleveland
	66	Tyler Wright
DT	62	Chad Ulanowski
	60	Chuck Fenner
DT	54	Jay Trappani
	68	Jake Hayden
DE	34	Joe Bell
	76	Dominic Rebesco
WB	7	Jordan Juarez
	29	Nick Elieff
BB	55	Mike Sekuloski
	44	Nick Tokarz
MB	56	Tony DeMario
	30	James Szafranski
SB	6	Brandon Grubbe
	22	Jeff Harbrecht
C	24	Stephen Garton
	81	Jason Parker
C	13	Cole Midgett
	48	Franz Stagl
FS	9	Chris Sekuloski
	4	Jake Payton

HEAD COACH PROFILE

Name: Kirk Kennedy

Age: 46

Spouse's Name: Mickie (Girlfriend)

Years Married:

Children's Names and Ages:

Current Occupation and Employer: Tricreek School Corporation –Teacher/Coach at Lowell High School

No. of Yrs.: 21

If a teacher, what subjects and grades do you teach: Health / Physical Education

Education:

College: University of Louisville / Olivet Nazarene University

Year Graduated: 1988 / 2006

Degree(s) / Major: B.S. – Education / Master of Education

High School: Waynesville High School - Waynesville, OH

Year Graduated: 1982

Athletic Participation

Sport

High School Years

(ie: 1972, 73)

College Years

(ie: 1976, 77)

Football

1978, 79, 80, 81

1982, 83, 84, 85, 86, 87

Basketball

1978-79, 79-80, 80-81, 81-82

Baseball

1979, 80, 81, 82

As A High School Or College Player, Have You Ever Competed In A State Or National Championship Event In Any Sport? If Yes, Please Give Details:

High School – 1981 Waynesville Spartans Football: 10-0 Regular Season, State play-off qualifier. Played center and OLB, was also team captain.

Coaching Experience (Football Only)

Number of Years as Varsity Head Coach at Current School (ie: 5 years): 19

Actual Years as Varsity Head Coach at Current School (ie: 1996-2000): 1991-present

Won-Loss Record as Varsity Head Coach at Current School: 161-69

Overall Varsity Head Coaching Record: 161-69

Please list below where you've coached during your career starting with your current position:

School	Head / Asst.	No. of Years (ie: 5)	Actual Years (ie: 1992-present)
Lowell High School	Asst.	2	1989-90
Lowell High School	Head	19	1991-present

Tournament Championships (As the Varsity Head Coach, list years your team won):

Sectional: 10

Regional: 6

Semi-State: 3

State Championship: 1


Something Interesting About You Personally Or Professionally That People Might Not Know:

Hobbies are Military History (WWII, Korea, Vietnam), muscle cars, and riding my Harley.



Evansville Reitz Panthers

Class 4A



Lt.	Dk.	Name	Gr.	Ht.	Wt.	Position(s)
1	1	Aaron Fitzwater	11	6-2	155	WR/DB
2	2	Kameron Harris	10	5-11	201	TE/LB
3	3	Morgan Jones	12	6-2	157	WR
4	4	Zach Hettenbach	11	6-1	183	TE
5	5	Adam Ricketts	10	5-10	148	QB/DB
6	6	Alordo Bell	12	5-8	180	RB
7	7	Demarco Meriweather	11	6-2	151	WR
8	8	Austin Schapker	10	6-0	149	WR/DB
9	9	Matt McIntosh	11	6-2	173	QB
10	10	Stephen Fuquay	11	5-10	150	LB
11	11	Eric Wedding	12	5-9	152	DB
12	12	Logan Miller	12	5-7	155	DB
13	13	Aaron King	10	5-11	150	LB
14	14	Nathen Tidwell	10	6-4	181	WR/DB
15	15	Maurice McRae	10	5-8	210	RB/LB
16	16	Kevin Jolly	12	5-10	152	WR
17	17	Kody Johann	10	6-0	140	WR/DB
18	18	Dillon Stutsman	11	5-10	163	QB
20	20	Patrick Hansen	11	5-10	142	DB
22	22	Erik Bryant	12	5-11	163	DB
23	23	Hamilton Carr	11	6-0	149	WR/DB
25	25	Jeffrey Hudson	12	5-11	188	WR/DB
26	26	Andrew Carnahan	11	6-0	156	WR/DB
27	27	Travis Boyle	10	5-8	145	LB
28	28	Brendan Kassel	12	6-2	155	WR
30	30	Trey Stewart	10	5-8	137	DB
31	31	Ramie Rahman	10	5-8	160	RB/LB
32	32	Martez Banks	11	5-4	170	RB
34	34	Shane Woodget	12	6-3	207	DL
35	35	Cody Dimmett	12	5-10	184	RB/LB
36	36	Dylan Brendal	10	5-8	143	LB
40	40	Jake Hickrod	12	5-10	162	LB
41	41	Damion James	11	5-10	185	LB
43	43	James Hayes	11	5-8	130	DB
45	45	Brent Schnarre	10	5-10	202	DL
47	47	Brandon Kemp	11	6-3	212	LB
48	48	Alex Bogan	11	5-8	145	LB
50	50	Tony Ewers	12	6-3	219	OL/DL

Lt.	Dk.	Name	Gr.	Ht.	Wt.	Position(s)
51	51	Jesse Kemper	10	5-7	187	OL/LB
53	53	Jeff Fentress	12	6-1	198	OL/DL
54	54	Austin Davis	11	5-8	176	OL/LB
56	56	Josh Balbach	11	5-11	191	OL/DL
57	57	Tyler Glover	11	5-6	219	OL
58	58	Miles Weismann	10	5-10	165	OL/DL
59	59	Dillon Myers	10	5-9	205	DL
60	60	Austin Carlton	10	6-0	283	OL
61	61	Nick Martin	10	5-8	185	OL/DL
62	62	Avery Barnett	10	5-7	165	OL
63	63	Zach Wimpelberg	12	5-10	245	OL
64	64	Hayden Sholtis	11	6-1	173	TE
65	65	Ryan Schneider	12	6-2	299	OL
66	66	Matt Barnett	10	5-11	173	LB
67	67	Zach Tinner	10	5-10	226	OL/DL
68	68	Ethan Norris	11	6-0	236	OL/DL
69	69	Logan Houchin	11	5-9	152	DL
70	70	Tieler Ferguson	10	5-10	221	OL/DL
71	71	Tyler Newhouse	10	6-0	182	OL/DL
72	72	Lee Moschner	11	6-0	300	OL
73	73	Zach Beal	11	5-11	156	DL
75	75	Stephan Mullen	12	6-1	241	OL/DL
76	76	Cory Smith	11	5-9	217	OL
77	77	Mike Clem	12	6-4	364	OL
78	78	Brad Stone	11	5-8	282	OL
79	79	Jake David	11	6-1	202	OL
80	80	Joe Greene	10	6-1	170	DL
81	81	Trevor Willis	11	6-1	184	TE
83	83	Jacob Moore	10	6-0	168	LB
84	84	Will Mahan	12	6-4	196	TE
86	86	Jacob Weinzapfel	10	5-11	165	RB/LB
87	87	Bryce Murphy	10	5-10	136	DB
88	88	Cuda Dimmett	11	6-1	190	WR/DB
91	91	Tim Jacobson	10	6-0	144	WR
93	93	Lance Myers	10	5-8	158	WR/DB
95	95	Zach Schmitt	11	6-1	191	DL
97	97	Scott Lefler	10	5-3	138	DL
99	99	Josh Colbert	12	6-1	151	K

Evansville Reitz Panthers

Class 4A



Team Statistics

	Evansville Reitz	Opponents
Total Points / Points Per Game	549 / 39.2	121 / 8.6
First Downs / Per Game	157 / 11.2	91 / 6.5
Rushing Yards / Per Game	2,224 / 158.9	1,251 / 89.8
Passing Yards / Per Game	2,348 / 167.7	1,453 / 103.8
Total Yards / Per Game	5,662 / 404.4	2,710 / 193.6
Fumbles Recovered By	14	9
Intercepted By	25	6
Total Punts / Average	33 / 34.9	72 / 33.6
Penalties / Yards	101 / 899	87 / 671

Individual Statistics

Scoring	G	TD	1-Pt.	2-Pt.	FG	TP	PPG
25 Jeff Hudson	14	12	58	1	6	154	11.0
6 Alordo Bell	14	21	0	0	0	126	9.0
9 Matt McIntosh	13	20	0	0	0	120	9.2
88 Cuda Dimmett	14	8	0	0	0	50	3.6
3 Morgan Jones	14	7	0	0	0	42	3.0

Rushing	G	Att.	Yds.	TD	YPG	YPC	Long
9 Matt McIntosh	13	187	1,414	19	108.8	7.6	67
6 Alordo Bell	14	178	1,045	16	74.6	5.9	75
25 Jeff Hudson	14	37	204	4	14.6	5.5	40
88 Cuda Dimmett	14	30	165	2	11.8	5.5	30
18 Dillion Stutsman	12	26	121	1	10.1	37.0	37

Passing	G	Comp.	Att.	Int.	TD	Yds.	YPG
9 Matt McIntosh	13	135	204	5	24	2,048	158
25 Jeff Hudson	14	14	15	0	3	238	17
18 Dillion Stutsman	12	7	14	1	0	62	32

Receiving	G	Rec.	Yds.	TD	YPG	YPC	Long
25 Jeff Hudson	14	62	751	8	53.6	12.1	52
88 Cuda Dimmett	14	33	619	5	44.2	18.8	82
3 Morgan Jones	14	25	474	7	33.9	19.0	82
6 Alordo Bell	14	18	284	5	20.3	15.8	54
23 Hamilton Carr	14	7	139	1	9.9	19.8	33

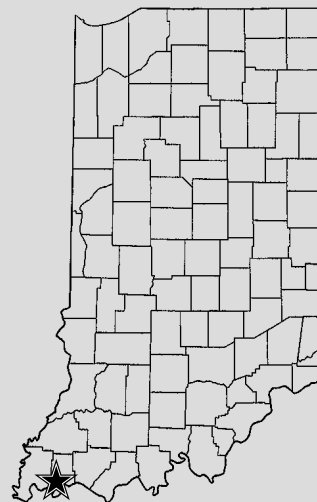
Defense	G	Tackles	For Loss	Sacks	INT	FC	FR
50 Tony Ewers	14	196	0	13.0	0	1	3
47 Brandon Kemp	14	184	0	10.0	1	3	2
53 Jeff Fentress	14	162	0	11.5	0	1	3
34 Shane Woodget	14	150	0	10.5	2	1	0
41 Damion James	14	125	0	9.5	1	2	0
10 Stephen Fuqua	14	114	0	0.0	1	2	2

State Finals History

State Champion: 2007 (4A)
 State Runner-Up: 1977 (3A)
 Appearances: 1977 (3A), 2007 (4A), 2009 (4A)



Tony Lewis
Head Coach



Team Facts

City/Town: Evansville
 County: Vanderburgh
 Superintendent: Dr. Vince Bertram
 Principal: Christine Settle
 Athletic Director: Beth Hagan
 Asst. Athletic Directors:
 Jon Austin and Jeremy Villines
 Head Coach: Tony Lewis
 Assistant Coaches: Cory Brunson,
 Tolly McClatchy, Tim Shipp, Mike Moers,
 Darron Vanover, Gene Backes,
 Josh Houchin, Jeff Long, Brett Mackey,
 Bob Stephenson, Andy Brasher,
 Jonathon Johann
 Student Managers: Don Waterman,
 Les Schmitt, Kyle Hicks, Brandon Schnarre,
 Zach Harris, Nick Burton, Derek Adams,
 Cory McDowell, Adam Gaddis
 Colors: Blue and Gray
 Conference: Southern Indiana Athletic
 Enrollment: 1,427
 Last Year's W-L Record: 9-2

Season Results (14-0)

8/21	Henderson Co. (Ky.)	W	27-0
8/29	at Daviess Co. (Ky.)	W	14-2
9/4	at Evansville Harrison	W	49-7
9/11	Evansville Memorial	W	28-14
9/18	at Castle	W	42-7
9/25	at Evansville Central	W	55-7
10/2	at Evansville North	W	35-6
10/9	Evansville Bosse	W	45-27
10/16	Evansville Mater Dei	W	59-0
Sectional			
10/23	Seymour	W	35-0
10/30	at Evansville Central	W	35-7
11/6	Jasper	W	42-6
Regional			
11/14	at East Central	W	52-28
Semi-State			
11/20	Indianapolis Cathedral	W	31-10

DEPTH CHART Please list your two-deeps at each position.

Offense

Pos.	No.	Name
QB	09	Matt McIntosh
	25	Jeff Hudson
FB	06	Alordo Bell
	37	Cody Dimmett
SE	03	Morgan Jones
	28	Brendon Kassel
HB	25	Jeff Hudson
	23	Hamilton Carr
HB	38	Cuda Dimmett
	23	Hamilton Carr
TE	84	Will Mahan
	04	Zach Hettenbach
T	63	Zach Wimpelberg
	76	Cory Smith
G	75	Stephan Mullan
	76	Cory Smith
C	77	Mike Clem
	50	Tony Ewers
G	56	Josh Balbach
	79	Jake David
T	60	Austin Carlton
	76	Cory Smith

Defense

Pos.	No.	Name
DE	50	Tony Ewers
	56	Josh Balbach
NT	53	Jeff Fentress
	77	Mike Clem
DE	34	Shane Woodget
	71	Tyler Newhouse
OLB	35	Cody Dimmett
	26	Andrew Carnahan
ILB	47	Brandon Kemp
	07	Kameron Harris
ILB	41	Damion James
	54	Austin Davis
OLB	10	Stephen Fuquay
	15	Marice McRae
C	12	Logan Miller
	11	Eric Wedding
FS	22	Erik Bryant
	25	Jeff Hudson
SS	88	Cuda Dimmett
	09	Matt McIntosh
C	23	Hamilton Carr
	25	Jeff Hudson

Specialists

Pos.	No.	Name
Punter	09	Matt McIntosh
	28	Brendan Kassel
Placekicker	25	Jeff Hudson
	99	Josh Colbert
Kickoffs	25	Jeff Hudson
	99	Josh Colbert
Long Snapper	50	Tony Ewers
	79	Jake David
Holder	09	Matt McIntosh
	18	Dillon Stutsman
Punt Returns	88	Cuda Dimmett
	25	Jeff Hudson
Kickoff Returns	88	Cuda Dimmett
	25	Cody Dimmett

HEAD COACH PROFILE

Name: Tony Lewis
Age: 42
Spouse's Name: Kris
Years Married: 10
Children's Names and Ages: Karli 11
Current Occupation and Employer: Evansville Vanderburgh School Corporation (Reitz High School)
No. of Yrs.: 2
If a teacher, what subjects and grades do you teach: PE 10th-12th grades

Education:

College: Indiana University
Year Graduated: 1990
Degree(s) / Major: Bachelor of Science in Education
High School: South Putnam
Year Graduated: 1986

Athletic Participation

Sport	High School Years (ie: 1972, 73)	College Years (ie: 1976, 77)
Football	1983-1986	1986 Ohio Northern University
Baseball	1983-1986	
Basketball	1983-1986	

As A High School Or College Player, Have You Ever Competed In A State Or National Championship Event In Any Sport? If Yes, Please Give Details:

Coaching Experience (Football Only)

Number of Years as Varsity Head Coach at Current School (ie: 5 years): 2 years
Actual Years as Varsity Head Coach at Current School (ie: 1996-2000): 2008-2009
Won-Loss Record as Varsity Head Coach at Current School: 24-2
Overall Varsity Head Coaching Record: 69-23

Please list below where you've coached during your career starting with your current position:

School	Head / Asst.	No. of Years (ie: 5)	Actual Years (ie: 1992-present)
F.J. Reitz High School	Head	2	2008-Present
Wheelersburgh High School	Head	6	2002-2007
F.J. Reitz High School	Assistant	10	1992-2001
Pike High School	Assistant	1	1990

Tournament Championships (As the Varsity Head Coach, list years your team won):

Sectional: 2009
Regional: 2009
Semi-State: 2009
State Championship:

Something Interesting About You Personally Or Professionally That People Might Not Know:

Bill Coleman, my father-in-law was an All-State running back at F.J. Reitz High School in 1957.



Carmel Greyhounds

Class 5A



<u>Lt.</u>	<u>Dk.</u>	<u>Name</u>	<u>Gr.</u>	<u>Ht.</u>	<u>Wt.</u>	<u>Position(s)</u>	<u>Lt.</u>	<u>Dk.</u>	<u>Name</u>	<u>Gr.</u>	<u>Ht.</u>	<u>Wt.</u>	<u>Position(s)</u>
1	1	Adam Shaffer	12	6-4	185	QB	50	50	Jonathan Prather	11	6-4	260	OL
2	2	Matt Seward	11	5-11	170	DB	51	51	John Wood	12	5-11	210	DL
3	3	Jon Schmidt	12	5-8	160	WR	52	52	Brian McGowan	12	5-10	175	ILB
4	4	Stephen Becht	12	6-0	170	WR	54	54	Tyler Hobbs	11	6-2	220	OL
5	5	Sam Clifford	12	6-1	175	DB	55	55	Jackson Schuette	10	6-2	220	OL
6	6	Evan Butz	12	6-0	170	WR	57	57	Brian East	12	6-3	195	OLB
7	7	Nick Logan	12	6-0	165	WR	58	58	Beau Whitley	11	5-8	170	OLB
8	8	Ronnie Fowlkes	12	6-0	170	DB	59	59	Ryan Callaway	11	5-11	160	DB
9	9	Zach Hughes	12	6-0	165	DB	60	60	Evan Chang	11	5-9	180	DL
11	11	Tyler Wright	12	6-0	180	WR	61	61	Richard Velde	12	5-11	250	OL
12	12	Mark Shanklin	10	5-9	170	P/K	63	63	Trent Hall	11	6-1	250	OL
13	13	Darnian Pennington	10	5-8	160	RB	64	64	Kevin Lawrence	11	6-2	210	OL
14	14	Jake Desmond	10	5-10	160	QB	65	65	Quinn Rusnak	10	6-3	230	OL
15	15	Cameron Cruz	10	5-10	170	DB	66	66	Xavier Colter	10	6-1	210	OL
16	16	Jeremy Faulkner	10	5-9	150	QB	67	67	Luke Blackburn	11	5-11	245	OL
17	17	Brandon Denning	10	5-11	160	QB	68	68	Michael Del Busto	12	6-0	215	OL
18	18	Adam Kehoe	10	5-10	150	WR	69	69	Blair Trapkus	12	6-2	200	DL
19	19	Scott Stilson	11	6-3	185	QB	72	72	Josh Knox	10	5-9	170	ILB
21	21	Jordan Davis	12	6-0	135	DB	73	73	Ethan Schmale	10	6-3	210	OL
22	22	Mac Baskerville	12	5-9	180	OLB	74	74	Blake Holman	11	6-1	220	OL
24	24	Chase Vardell	12	5-10	175	DB	75	75	Eric Courter	12	6-3	230	OL
25	25	Drew Robertson	12	5-8	180	RB	76	76	Taylor Patterson	10	6-1	200	OL
26	26	Brett Erwin	11	6-1	170	WR	77	77	Jack Willeman	11	5-11	270	OL
27	27	Devin Brinson	11	6-0	185	RB	78	78	Clint Grable	12	6-1	230	OL
28	28	Ryan Lugar	11	5-9	160	DB	79	79	Will Taff	10	5-10	170	DL
29	29	Jimmy Herman	10	6-3	195	DB	80	80	D.J. Fraser	11	5-3	115	WR
30	30	Jordan Babcock	11	5-7	140	K	81	81	Jared Rickoff	11	6-1	165	OLB
31	31	Harry Jin	11	5-11	185	RB	82	82	Kevin Cook	10	6-3	150	WR
32	32	Luke Wehner	11	6-1	160	DB	83	83	Riley Schultz	12	5-10	155	WR
33	33	Shawn Heffern	10	6-5	200	OLB	84	84	Langston Newton	10	6-4	220	OLB
35	35	Johnnie Coats	11	5-9	170	DB	85	85	Dylan Mallory	10	6-5	185	TE/WR
36	36	Jesse Hollander	11	6-0	220	RB	86	86	Kaylan Dandridge	11	6-0	150	WR
37	37	Walker Chance	12	5-9	165	TE	87	87	Billy Davis	11	6-3	205	TE
38	38	Devin Surface	11	5-10	155	OLB	88	88	Ben McCright	12	6-4	210	P
39	39	Sean Barrett	10	6-4	170	WR	89	89	Luke Anderson	11	6-1	175	OLB
40	40	Tyler Marotti	11	5-11	205	ILB	90	90	Ouday Muslet	11	5-7	215	ILB
41	41	Adam Davis	12	6-0	185	ILB	91	91	Zach Beachy	11	6-0	195	DL
42	42	Justin Todd	10	5-10	190	ILB	92	92	Ian Sampson	10	6-2	210	DL
43	43	Paul Conway	11	5-11	185	OLB	93	93	Lane Meisenholder	10	6-0	185	ILB
44	44	Garrett Locke	11	5-10	195	ILB	94	94	Josh Yoder	12	5-10	210	DL
45	45	Mitch Merritt	11	5-9	140	RB	95	95	Devon Geter	11	6-0	200	TE
46	46	Terry Chon	12	5-11	210	RB	96	96	Cody Blackwell	10	6-0	210	DL
47	47	Matt Scheffer	11	6-2	175	OLB	97	97	Sam Owusu-Mireku	11	5-11	205	DL
48	48	Jalen Duncan	10	5-10	175	RB	99	99	Brock Hallett	11	6-0	205	DL
49	49	Tyler Patterson	11	5-6	130	DB							

Carmel Greyhounds

Class 5A



Team Statistics

	Carmel	Opponents
Total Points / Points Per Game	374 / 28.8	108 / 8.3
First Downs / Per Game	201 / 15.5	133 / 10.2
Rushing Yards / Per Game	2,843 / 218.7	1,431 / 110.1
Passing Yards / Per Game	1,558 / 119.8	1,095 / 84.2
Total Yards / Per Game	4,401 / 338.5	2,526 / 194.3
Fumbles Recovered By	N/A	N/A
Interceptions / Yards	19 / 216	3 / 28
Total Punts / Average	53 / 32.2	76 / 33.7
Penalties / Yards	73 / 638	44 / 329

Individual Statistics

Scoring		G	TD	1-Pt.	2-Pt.	FG	TP	PPG
30	Jordan Babcock	14	0	50	0	8	74	5.3
36	Jesse Hollander	14	11	0	0	0	66	4.7
27	Devin Brinson	14	9	0	0	0	54	3.9
1	Adam Shaffer	14	7	0	0	0	42	3.0
7	Nick Logan	14	6	0	0	0	36	2.6

Rushing		G	Att.	Yds.	TD	YPG	YPC	Long
27	Devin Brinson	14	216	1,151	8	82.2	5.3	71
1	Adam Shaffer	14	145	545	7	38.9	3.8	45
36	Jesse Hollander	14	113	587	10	41.9	5.2	37
25	Drew Robertson	14	31	172	1	12.3	5.5	21


Passing		G	Comp.	Att.	Int.	TD	Yds.	YPG
1	Adam Shaffer	14	137	195	3	17	1,532	109

Receiving		G	Rec.	Yds.	TD	YPG	YPC	Long
7	Nick Logan	14	34	471	6	33.6	13.9	52
3	Jon Schmidt	14	28	399	4	28.5	14.3	63
80	D.J. Fraser	14	34	308	1	22.0	9.1	25
26	Brett Erwin	14	15	78	1	5.6	5.2	15
27	Devin Brinson	14	12	118	1	8.4	9.8	22

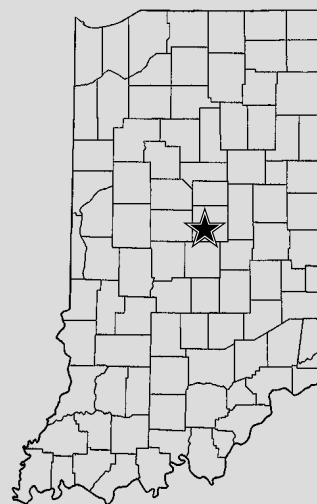
Defense		G	Tackles	For Loss	Sacks	INT	FC	FR
57	Brian East	14	98.5	13	10	2	2	1
41	Adam Davis	14	96.5	3	0	1	0	2
69	Blair Trapkus	14	87	17	6	0	5	3
51	John Wood	14	76	11	6	0	0	3
42	Justin Todd	14	73	3	0	0	0	0
94	Josh Yoder	14	59.5	9	6	0	3	1

State Finals History

State Champion: 1978 (3A), 1980 (3A), 1981 (3A), 1986 (5A), 1989 (5A), 2007 (5A)
 State Runner-Up: 1975 (3A), 2006 (5A), 2008 (5A)
 Appearances: 1975 (3A), 1978 (3A), 1980 (3A), 1981 (3A), 1986 (5A), 1989 (5A), 2006 (5A), 2007 (5A), 2008 (5A), 2009 (5A)



Mo Moriarity
Head Coach



Team Facts

City/Town: Carmel
 County: Hamilton
 Superintendent: Dr. Barbara Underwood
 Principal: John Williams
 Athletic Director: Jim Inskeep
 Asst. Athletic Director: Bruce Wolf
 Head Coach: Mo Moriarity
 Assistant Coaches: Josh Bryant, Andrew Byers, Mike Graham, John Hebert, Rob Holman, Jason Hicks, Gabe Johnson, Jim McKenzie, Pete O'Hara, Justin Quick, Jed Richman, Brian Spilbeler, Justin Schneider, Jeremy Stacy, Toby Steele, Jake Snellenberger, Sid Swartzendruber
 Student Managers: Jamelynn Callahan, Ilana Leopold, Meredith Marut, Morgan Michal, Madison Morton, Dounya Muslet, Marie Romine
 Colors: Royal Blue and Gold
 Conference: Metropolitan Interscholastic
 Enrollment: 4,450
 Last Year's W-L Record: 13-2

Season Results (13-1)

8/21	Indianapolis Cathedral	L	3-7
8/28	at Lebanon	W	42-7
9/4	Center Grove	W	17-14
9/11	at Terre Haute South	W	55-7
9/18	Lawrence North	W	24-21
9/25	at North Central (Indpls.)	W	38-0
10/2	Warren Central	W	24-22
10/9	Terre Haute North	W	51-0
10/16	at Ben Davis	W	21-7
Sectional			
10/23	at Westfield	W	21-7
10/30	at Fishers	W	7-0
11/6	Hamilton Southeastern	W	17-9
Regional			
11/13	at Fort Wayne Snider	W	10-7
Semi-State			
11/20	at Merrillville	W	42-0

DEPTH CHART Please list your two-deeps at each position.

Offense

Pos.	No.	Name
LT	75	Eric Courter
	78	Clint Grable
LG	77	Jack Willeman
	54	Tyler Hobbs
C	55	Jackson Schuette
	67	Luke Blackburn
RG	63	Trent Hall
	67	Luke Blackburn
RT	68	Michael Del Busto
	50	Jonathon Prather
WR	7	Nick Logan
	80	DJ Fraser
WR	3	Jon Schmidt
	26	Brett Erwin
TE	87	Billy Davis
	85	Dylan Mallory
TB	27	Devin Brinson
	13	Damian Pennington
FB	36	Jesse Hollander
	25	Drew Robertson
QB	1	Adam Shaffer
	19	Scott Stilson

Specialists

Pos.	No.	Name
Punter	12	Mark Shanklin
	88	Ben McCright
Placekicker	30	Jordan Babcock
Kickoffs	30	Jordan Babcock
Long Snapper	57	Brian East
Holder	19	Scott Stilson
Punt Returns	9	Zach Hughes
	7	Nick Logan
Kickoff Returns	7	Nick Logan
	3	Jon Schmidt

Defense

Pos.	No.	Name
DT	69	Blair Trapkus
	97	Sam Owusu
N	51	John Wood
	98	Terry Chon
DT	94	Josh Yoder
	92	Ian Sampson
ILB	41	Adam Davis
	40	Tyler Marotti
ILB	52	Brian McGowan
	90	Ouday Muslet
OLB	57	Brian East
	43	Paul Conway
OLB	33	Shawn Heffern
	44	Garrett Locke
CB	2	Matt Seward
	28	Ryan Lugar
CB	8	Ronnie Fowlkes
S	29	# 29 Jimmy Herman
	15	# 15 Cameron Cruz
S	24	Chase Varndell
	9	Zach Hughes

HEAD COACH PROFILE

Name: Mo Moriarity
Age: 54
Spouse's Name: Gail
Years Married: 28 years
Children's Names and Ages:
Current Occupation and Employer: Carmel High School
No. of Yrs.: 4
If a teacher, what subjects and grades do you teach:

Education:

College: St. Joseph's
Year Graduated: 1977
Degree(s) / Major:
High School: Martinsville
Year Graduated: 1973

Athletic Participation

Sport	High School Years (ie: 1972, 73)	College Years (ie: 1976, 77)
Football	1970-73	1973-77
Basketball	1970-73	
Wrestling	1970-73	
Baseball	1970-73	

Coaching Experience (Football Only)

Number of Years as Varsity Head Coach at Current School (ie: 5 years): 5 years
Actual Years as Varsity Head Coach at Current School (ie: 1996-2000): 2005-09
Won-Loss Record as Varsity Head Coach at Current School: 58-13
Overall Varsity Head Coaching Record: 241-55

Please list below where you've coached during your career starting with your current position:

School	Head / Asst.	No. of Years (ie: 5)	Actual Years (ie: 1992-present)
Carmel	Head	5	2005-09
Bloomington South	Head	17	1987-2001
Lakeland	Head	5	1982-86
Indiana University	Asst.	3	2001-04

Tournament Championships (As the Varsity Head Coach, list years your team won):

Sectional: 11
Regional: 10
Semi-State: 7
State Championship: 3



Warren Central Warriors

Class 5A



Lt.	Dk.	Name	Gr.	Ht.	Wt.	Position(s)	Lt.	Dk.	Name	Gr.	Ht.	Wt.	Position(s)
1	1	Eric Robinson-Berry	11	6-1	190	WR	50	50	Corey Drake	11	6-1	225	OL
2	2	Ja'Juan Keyes	12	6-4	215	TE	51	51	Eric Wright	12	6-0	215	DL
3	3	Brandon Almond	12	5-10	200	LB	52	52	Deshawn Luckett	10	5-10	230	LB
4	4	Gary Suggs	12	5-9	205	LB	53	53	Kyle White	11	5-11	235	OL
5	5	Tyrece Love	12	5-10	185	DB	54	54	Anthony Brown	12	6-0	225	DL
6	6	Nathan White	12	5-8	160	DB	55	55	Donald Keys	11	6-0	190	LB
7	7	Derek Hart	12	6-4	210	QB	56	56	Damon Williams	11	6-0	220	LB
8	8	Maurice Magee	12	5-10	175	WR	57	57	Sam Jones	12	6-2	220	DL
9	9	Jerry Boyd	12	6-2	190	DB	58	58	Jordan Wallace	10	6-1	205	LB
10	10	Clarence Hayes	11	5-10	165	QB	59	59	Michael Gegner	12	6-3	265	OL
11	11	Robert Hollins	11	6-0	175	RB	60	60	Malcolm Bunnell	12	6-3	350	DL
13	13	Nick Temple	11	5-11	195	LB	61	61	Keyon Burnett	12	5-8	240	OL
14	14	Darren Bost, Jr.	10	6-0	180	QB	62	62	Bryan Miller	10	6-2	245	OL
15	15	Howard Savage	12	6-0	175	DB	63	63	Zach Miller	12	5-11	200	K
16	16	Mike Upshaw	11	5-10	130	QB	64	64	Denis Avery	10	5-8	165	DL
16	16	Levi Fistrovich	12	5-9	140	K	65	65	Andy Mitchell	11	6-1	230	OL
17	17	Deandre Powell	10	6-1	180	QB	66	66	David Adkins	10	6-1	260	OL
18	18	Ryan Bowersox	11	6-0	175	QB	67	67	Gary Davis	12	6-1	285	OL
19	19	Tyler Green	12	6-2	185	WR	68	68	Deyshawn Bond	10	6-0	220	OL
21	21	Stafford Woods	10	5-7	170	RB	69	69	Ryan Herring	10	6-0	230	OL
22	22	Jeff Groves	12	5-8	180	LB	70	70	Joshua Lanier	10	5-9	235	OL
23	23	Sammie Williams, Jr.	11	5-9	190	LB	71	71	Zach Graves	12	6-2	260	OL
24	24	James Manuel	12	6-0	189	DB	72	72	Kiaro Holts	11	6-5	265	OL
25	25	Antwoine Lloyd	10	5-7	145	DB	73	73	Antonio Freeman	10	6-0	260	OL
26	26	Desmond Cruce	11	5-8	190	DB	74	74	Demetrius Holloway	12	5-11	260	OL
27	27	Chris Allen	12	5-9	185	RB	75	75	Michael Tolliver	11	6-1	265	OL
28	28	Anthony Davis	11	5-10	185	RB	76	76	Brandon Blackburn	12	6-0	240	OL
29	29	Shakir Bell	12	5-8	180	RB	77	77	Robert Brown	12	6-0	212	DL
30	30	Dustin Drake	11	5-8	170	LB	78	78	Darnell Smith	10	6-0	235	DL
31	31	Deionte Buckley	10	5-10	160	RB	79	79	Chris Mathis	12	6-2	300	OL
32	32	Dakarai Jaffe	12	5-9	215	LB	80	80	Auri Durrett	12	6-0	185	WR
33	33	Marcus Scaife	10	5-10	150	LB	81	81	De'Angeleo Winston	11	6-1	175	WR
34	34	Jamal Bolden	12	5-10	170	RB	82	82	Kevin Davis	10	5-11	170	WR
35	35	Terry Batemon	10	5-9	225	RB	83	83	Devon Johnson	12	5-7	145	WR
36	36	David Smith	12	5-9	140	LB	84	84	Arqeil Shaw	11	5-8	160	DB
37	37	Ben Lynch	10	5-6	210	DB	85	85	Kameron Utter	10	5-11	175	WR
38	38	Koree Terrell	12	6-2	180	LB	86	86	Derek Loyal	12	6-0	155	K
39	39	Travis Singletary	12	6-1	180	LB	87	87	Shaquille Tensley	11	5-8	160	WR
40	40	Brian Lattimore	10	5-11	155	DB	88	88	Demetrius Cowherd	12	6-2	195	WR
41	41	Demetrius Lane	12	5-9	145	DB	89	89	Tyrell Adams	11	6-0	190	TE
42	42	Kaleb Humphrey	10	5-6	175	DB	90	90	Brian Gegner	10	6-0	170	TE
42	42	Jeremy Rennier	11	5-11	240	OL	91	91	Sheldon Day	10	6-0	230	DL
43	43	Richard Norris	12	6-1	175	DB	92	92	Kris Harley	11	6-3	260	DL
44	44	T. J. Neely	11	5-11	170	DB	93	93	Joshua Posley	10	6-0	225	DL
45	45	Leroy Alexander	12	5-9	200	DB	95	95	Jonathan Burt	10	6-0	210	DL
46	46	Lavelle Tealar	12	5-10	210	LB	96	96	Keith Brown	12	6-0	215	DL
47	47	Deon Brown	10	6-1	165	LB	97	97	Elijah Jones	12	6-2	285	DL
48	48	Tyron Belton	12	5-6	165	DB	98	98	Darrin Banks	12	6-2	235	DL
49	49	Karim Abdullah	10	5-7	150	DB							

Warren Central Warriors

Class 5A



Team Statistics

	Warren Central	Opponents
Total Points / Points Per Game	498 / 35.6	257 / 18.3
First Downs / Per Game	213 / 15.2	139 / 9.9
Rushing Yards / Per Game	4,083 / 291.6	1,749 / 125
Passing Yards / Per Game	1,323 / 94.5	1,377 / 98.3
Total Yards / Per Game	5,406 / 386.1	3,126 / 223.2
Fumbles Recovered By	13	12
Intercepted By	15	11
Total Punts / Average	41 / 32.2	65 / 32.2
Penalties / Yards	102 / 864	69 / 537

Individual Statistics

Scoring	G	TD	1-Pt.	2-Pt.	FG	TP	PPG
29 Shakir Bell	14	36	0	0	0	220	15.7
34 Jamal Bolden	14	11	0	0	0	66	4.7
86 Derek Loyal	14	0	51	0	1	54	3.9
8 Maurice Magee	13	5	0	0	0	34	2.6
10 Clarence Hayes	4	1	0	0	0	6	1.5

Rushing	G	Att.	Yds.	TD	YPG	YPC	Long
29 Shakir Bell	14	361	2,848	36	203.4	7.9	79
34 Jamal Bolden	14	115	647	11	46.2	5.6	54
31 Deionte Buckley	10	115	185	2	18.5	2.8	59
28 Anthony Davis	11	32	152	0	13.8	4.8	22
35 Terry Batemon	5	11	40	0	8.0	3.6	16

Passing	G	Comp.	Att.	Int.	TD	Yds.	YPG
7 Derek Hart	14	101	194	11	13	1,315	94
10 Clarence Hayes	4	1	5	0	0	7	2

Receiving	G	Rec.	Yds.	TD	YPG	YPC	Long
8 Maurice Magee	14	26	469	5	33.5	18.0	71
80 Auri Durrett	14	19	362	1	25.9	19.1	46
88 Demetrius Cowherd	14	18	169	1	12.1	9.4	32
28 Anthony Davis	14	12	123	0	8.8	10.3	28
34 Jamal Bolden	14	7	61	3	4.4	8.7	15

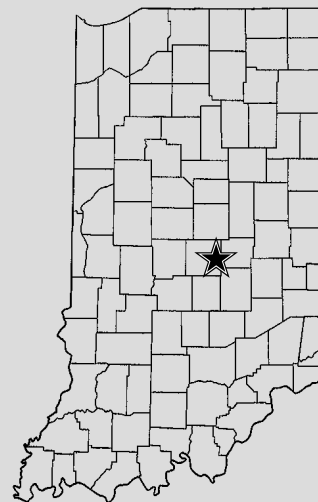
Defense	G	Tackles	For Loss	Sacks	INT	FC	FR
13 Nick Temple	14	124	12	0	1	0	0
38 Koree Terrell	13	123	14	0	1	0	1
43 Richard Norris	14	108	1	1	2	0	2
24 James Manual	14	105	0	0	3	1	2
3 Brandon Almond	12	99	6	2	0	0	1
9 Jerry Boyd	12	92	1	0	2	1	1

State Finals History

State Champion: 1984 (4A), 1985 (5A), 2003 (5A), 2004 (5A), 2005 (5A), 2006 (5A)
 Appearances: 1984 (4A), 1985 (5A), 2003 (5A), 2004 (5A), 2005 (5A), 2006 (5A), 2009 (5A)



John Hart
Head Coach



Team Facts

City/Town: Indianapolis
 County: Marion
 Superintendent: Dr. Peggy Hinckley
 Principal: Rich Shepler
 Athletic Director: Marques Clayton
 Asst. Athletic Director: Barb Guhl
 Head Coach: John Hart
 Assistant Coaches: Matt Apple, Ryan Barclay, Michael Brewer, Greg Brookey, Corey Clark, Jon Clark, Mike Clevenger, Nazareth Davis, Whamon Edmond, Duane Gunn, Nick Hart, Brian Lattimore, Dennis Mitchell, A.J. Riggs, Rex Roeder, Marlon Sam, Cory Smith, Darrell Thompson, Steve Tutsie, Larry Willen, Sammie Williams
 Student Managers: Tylynn Burnett, Joshlyn Cunningham, Jordin McEntire, Stephen McClain, Brittany Perkins, and Shantel Perkins
 Offensive Formation: Spread
 Defensive Formation: 4-3
 Colors: Black and Old Gold
 Conference: Metropolitan Interscholastic
 Enrollment: 3,700
 Last Year's W-L Record: 9-4

Season Results (12-2)

8/22	at Merrillville	W	49-16
8/28	Indianapolis Cathedral	L	32-35
10/4	at Lawrence North	W	49-20
10/12	Ben Davis	W	23-17
10/18	North Central (Indpls.)	W	58-39
10/25	Terre Haute North	W	73-24
10/2	at Carmel	L	22-24
10/9	at Terre Haute South	W	38-19
10/16	Center Grove	W	28-14
Sectional			
10/23	at Franklin Central	W	14-13
10/30	Perry Meridian	W	42-7
11/6	at Lawrence Central	W	28-14
Regional			
11/13	at Brownsburg	W	14-6
Semi-State			
11/20	Center Grove	W	28-10

DEPTH CHART Please list your two-deeps at each position

Offense

Pos.	No.	Name
LW	88	Demetrius Cowherd
R		
LW	1	Eric Robinson-Berry
R		
LT	72	Kiara Holts
LT	75	Michael Tolliver
LG	76	Brandon Blackburn
LG	74	Demetrius Holloway
C	59	Michael Gegner
C	71	Zach Graves
RG	60	Malcolm Bunnell
RG	53	Kyle White
RT	71	Zach Graves
RT	73	Antonio Freeman
RR	8	Maurice Magee
RR	87	Shaquille Tensley
LSlt	80	Auri Durrett
LSlt	83	Devon Johnson
QB	7	Derek Hart
QB	10	Clarence Hayes
RSlt	28	Anthony Davis
RSlt	11	Robert Hollins
FB	34	Jamal Bolden
FB	35	Terry Robinson
RB	29	Shakir Bell
RB	4	Deionte Buckley
TE	42	Jeremy Rennier
TE	2	JaJuan Keyes

Specialists

Pos.	No.	Name
Punter	7	Derek Hart
Placekicker	86	Derek Loyal
Kickoffs	16	Levi Fistrovich
Long Snapper	59	Mike Gegner
Holder	85	Kameron Utter
Punt Returns	83	Devon Johnson
Returns	8	Maurice Magee
Returns	8	Maurice Magee

Defense

Pos.	No.	Name
LCo	15	Howard Savage
r		
LCo	24	James Manuel
rn		
Anc	51	Eric Wright
h		
Anc	98	Darrin Banks
h		
Tac	92	Kris Harley
k		
Tac	95	Jon Burt
k		
Nos	97	Elijah Jones
e		
Nos	60	Malcolm Bunnell
e		
Evil	96	Keith Brown
Evil	54	Anthony Brown
RCo	6	Nate White
r		
RCo	25	Antwoine Lloyd
r		
Sam	13	Nick Temple
Sam	22	Jeff Groves
Bric	38	Koree Terrell
k		
Bric	36	David Smith
k		
Will	3	Brandon Almond
Will	30	Dustin Drake
Rov	43	Richard Norris
Rov	9	Jerry Boyd
FS	24	James Manuel
FS	5	Tyrece Love

HEAD COACH PROFILE

Name: John Hart

Age: 47

Spouse's Name: Janet

Years Married: 25

Children's Names and Ages: Nick 24 Brittany 21 Kristen 19 Derek 18

Current Occupation and Employer: Teacher/Coach Warren Township

No. of Yrs.: 27

If a teacher, what subjects and grades do you teach: Weight Training

Education:

College: Eastern Illinois University

Year Graduated: 1985

Degree(s) / Major: Masters in Physical Education

High School: Newton, IL

Year Graduated: 1980

Athletic Participation

Sport

High School Years

(ie: 1972, 73)

College Years

(ie: 1976, 77)

Football

1975-79

As A High School Or College Player, Have You Ever Competed In A State Or National Championship Event In Any Sport? If Yes, Please Give Details: no

Coaching Experience (Football Only)

Number of Years as Varsity Head Coach at Current School (ie: 5 years):

2

Actual Years as Varsity Head Coach at Current School (ie: 1996-2000):

2008-2009

Won-Loss Record as Varsity Head Coach at Current School:

21-6

Overall Varsity Head Coaching Record:

218-67

Please list below where you've coached during your career starting with your current position:

School	Head / Asst.	No. of Years (ie: 5)	Actual Years (ie: 1992-present)
Warren Central	Head	2	2008-Present
Reitz (Evansville)	Head	7	2001-2007
Mt. Carmel (IL)	Head	11	1989-2000

Tournament Championships (As the Varsity Head Coach, list years your team won):

Sectional: '01, '03, 05, 06, 07, 08, 09,

Regional: 01, 07, 09

Semi-State: 07, 09

State Championship: 07

Something Interesting About You Personally Or Professionally That People Might Not Know:

Pro: After I left Mt. Carmel they went to state the next 2 years...after I left Reitz they made it to state the 2nd year after I left.

Per: I'm the youngest of 7 children...my mom (Deloris) moved to Indy when I did...so her, my sister who lives in Tn, a brother from Texas, & Hawaii, will all be coming to support me & my family @ Lucas Oil. My brother Gib & my dad (James) will be w/ me in spirit.