


# Sheridan Blackhawks

## Class A



Lt.	Dk.	Name	Grade	Ht.	Wt.	Pos.
1	1	Bennington, Matt	11	5-5	155	WR/DB
2	2	Hume, Tyler	9	5-2	120	QB/DB
3	3	Perkins, Ty	11	6-3	190	RB/DB
4	4	Durr, Adam	10	5-9	170	RB/LB
5	5	King, Austin	11	6-3	200	TE/DE
7	7	Zachery, Nick	11	6-1	196	QB/DB
8	8	Roaten, David	10	6-1	150	QB/DB
9	9	Pitzer, Ryan	9	5-5	120	QB/DB
10	10	Colvin, Dane	9	5-8	145	RB/LB
11	11	Hamersley, Corey	11	5-9	155	RB/DB
12	12	Moore, Kyle	12	5-9	155	WR/DB
13	13	Barker, Justin	10	5-6	140	RB/LB
14	14	Hickman, Brian	12	6-4	195	WR/DE
15	15	Burgan, Seth	12	5-9	150	RB/DB
16	16	Summe, Carlton	11	5-11	178	RB/LB
17	17	Carlisle, Brad	12	6-1	170	K
20	20	McElhany, Michael	11	5-6	140	RB/DB
21	21	Gray, Chris	12	5-11	183	RB/DE
22	22	Soto, Angel	9	5-3	125	RB/DB
23	23	Smith, Stan	11	5-10	155	RB/DB
24	24	Beck, Evan	10	5-10	175	RB/DE
25	25	Hume, Brent	11	5-11	190	RB/LB
30	30	Samuels, Patrick	9	6-0	140	WR/DE
32	32	Campbell, Brice	9	5-7	145	RB/DB
33	33	Miller, Nick	11	5-10	165	RB/DL
35	35	Mathews, Kyle	9	5-8	125	RB/DB
40	40	Pickett, Brandon	12	5-9	170	TE/DE
42	42	Milligan, Aerick	9	6-0	143	RB/DB
44	44	Barker, Luke	12	5-10	208	TE/DL
45	45	Hampton, Brandon	9	5-9	120	RB/DB
47	47	Scurlock, Tim	9	5-8	140	RB/DB
50	50	Grimes, Tyler	9	5-7	255	OL/DL
51	51	Gaard, Bobby	9	6-0	180	OL/DL

Lt.	Dk.	Name	Grade	Ht.	Wt.	Pos.
52	52	Robinson, Nick	12	6-0	200	OL/DE
53	53	Harbaugh, Cody	9	6-2	323	OL/DL
54	54	Dietz, Jared	11	5-8	155	OL/DE
56	56	Hopper, Jeffery	10	5-5	176	OL/DL
57	57	Flecker, Codi	10	5-8	135	OL/DL
58	58	Moore, Brandon	9	5-8	258	OL/DL
59	59	McPeek, Josh	9	5-9	227	OL/DL
60	60	Parker, Seth	11	5-10	180	OL/DL
61	61	Jones, Erik	9	5-7	211	OL/DL
62	62	Walton, Cody	10	5-7	233	OL/DL
63	63	Whyte, Kirby	9	5-3	180	OL/DL
65	65	Hopper, Daniel	9	6-1	220	OL/DL
66	66	Jessup, Dayne	11	6-5	270	OL/DL
67	67	Rodriguez, Levi	9	5-10	227	OL/DL
68	68	Paddack, Cory	12	6-5	315	OL/DL
69	69	Sapp, Josh	12	5-10	165	OL/DL
70	70	Doty, Tyler	11	5-8	148	OL/DL
72	72	Guevara, Ronald	12	5-10	180	OL/DL
73	73	Hickman, Adam	9	5-7	135	OL/DL
74	74	Childers, Jake	10	5-10	278	OL/DL
75	75	Paddack, Travis	11	5-11	250	OL/DL
76	76	Hart, Russ	10	5-5	212	OL/DL
77	77	Clements, Arick	11	6-3	306	OL/DL
79	79	Wise, OLiver	11	6-1	302	OL/DL
80	80	Popejoy, Jared	9	5-4	85	WR/DB
81	81	Popejoy, Jacob	11	6-3	140	WR/DB
82	82	RoaTEn, Grady	11	6-8	180	WR/DB
84	84	Gibbons, Zac	12	6-0	220	TE/DL
86	86	Willett, Jacob	10	6-2	170	TE/DE
88	88	Worthman, Jared	9	5-10	210	TE/LB
89	89	McClain, Tyler	9	5-8	125	WR/DB
90	90	Doty, Nick	12	6-1	255	TE/DL

# Sheridan Blackhawks



## Class A

### Team Statistics

	Sheridan	Opponents
Total Points / Points Per Game	596 / 42.6	92 / 6.6
First Downs / Per Game	244 / 17.4	123 / 8.8
Rushing Yards / Per Game	4,679 / 334.2	1,115 / 79.6
Passing Yards / Per Game	906 / 64.7	1,123 / 80.2
Total Yards / Per Game	5,585 / 398.9	2,238 / 159.9
Fumbles Recovered By	19	14
Intercepted By	18	9
Total Punts / Average	20 / 36.4	73 / 31.4
Penalties / Yards	98 / 811	68 / 491



### Individual Statistics

Scoring	Games	TD	PAT / 1-Pt.	2-Pt.	FG	TP	PPG
1. Nick Zachery	14	40	4	0	2	250	17.9
2. Ty Perkins	14	21	0	0	0	126	9.0
3. Brent Hume	14	10	0	0	0	60	4.3
4. Austin King	14	0	56	0	1	59	4.2
5. Carlton Summe	14	6	1	1	0	41	2.9

Rushing	Games	Att.	Yds.	TD	YPG	YPC	Long
1. Nick Zachery	14	217	1983	39	141.6	9.1	82
2. Ty Perkins	14	189	1502	20	107.3	7.9	72
3. Brent Hume	14	134	559	10	39.9	4.2	31
4. Seth Burgan	14	40	263	4	18.8	6.6	53
5. Carlton Summe	14	37	173	3	12.4	4.7	36

Passing	Games	Comp.	Att.	Int.	TD	Yds.	YPG
1. Nick Zachery	14	36	82	8	4	774	55.3
2. Ty Perkins	14	3	4	1	1	82	5.9
3. Carlton Summe	14	4	4	0	1	50	3.6

Receiving	Games	Rec.	Yds.	TD	YPG	YPC	Long
1. Carlton Summe	14	12	209	2	14.9	17.4	36
2. Ty Perkins	14	9	252	1	19.0	28.0	52
3. Kyle Moore	14	9	175	1	12.5	19.4	39
4. Corey Hamersley	14	5	61	0	4.4	12.2	17
5. Brian Hickman	14	4	125	1	8.9	31.3	41

Defense	Games	Tackles	For Loss	Sacks	INT	FC	FR
1. Brent Hume	14	62	2	4	0	0	0
2. Carlton Summe	14	61	9	5	0	3	2
3. Brian Hickman	14	70	10	7	0	1	1
4. Nick Zachery	14	60	5	1	6	1	2
5. Zac Gibbons	14	46	1	2	0	7	3
6. Corey Hamersley	14	64	4	1	3	4	0

### State Finals History

State Champion: (8) 1980 (A), 1984 (A), 1987 (A), 1988 (A), 1992 (A), 1998 (A), 2005 (A), 2006 (A)

Runner-Up: 1994 (A)

Appearances: (10) 1980 (A), 1984 (A), 1987 (A), 1988 (A), 1992 (A), 1994 (A), 1998 (A), 2005 (A), 2006 (A), 2007 (A)



Larry Wright  
Head Coach

### Team Facts

City/Town: Sheridan

County: Hamilton

Superintendent: Dr. Derek Arrowood

Principal: Edwin Baker

Athletic Director: Mike Shelburne

Head Coach: Larry "Bud" Wright

Assistant Coaches: Rob Williamson, Nick

Trabant, Matt Hewitt, Brian Millikan, Jeff

Woodcock, Rick Willoughby, Perry Hume,

Kent Remsen, Andy Aldred, Don Chesney,

Doug Hurlock, Brett Zachery, Travis Wright

Student Managers: Holly Hawn, Lauren

Vincent, Allie Jansen, Cagney Walker

Offensive Formation: Multiple

Defensive Formation: 5-2

Colors: Black, White, and Red

Conference: Hoosier

Enrollment: 383

Last Year's Tournament: Finished 15-0;  
defeated Indianapolis Cardinal Ritter, 34-28,  
to capture state championship

### Season Results (14-0)

Date	Opponent	W/L	Score
8/17	at Western Boone	W	47-8
8/25	Hamilton Heights	W	20-10
8/31	at Twin Lakes	W	55-7
9/7	at Clinton Central	W	24-0
9/14	Benton Central	W	52-6
9/21	at Delphi	W	48-0
9/28	vs. Tipton	W	16-14
10/5	Rensselaer Central	W	49-0
10/12	West Lafayette	W	50-21

#### Sectional

10/19	at Eastern (Greentown)	W	54-6
10/26	Clinton Central	W	49-0
11/2	Guerin Catholic	W	48-7

#### Regional


11/9	at Tri-County	W	36-0
------	---------------	---	------

#### Semi-State

11/16	Churubusco	W	48-13
-------	------------	---	-------

# Rockville Rox

## Class A



Lt.	Dk.	Name	Grade	Ht.	Wt.	Pos.
1	1	Martin, Daniel	12	5-11	165	WR/DB
2	2	Lear, Eric	9	6-0	135	QB/FS
4	4	King, Matthew	11	6-4	175	QB/FS
5	5	Bridge, Aaron	11	6-5	175	WR/DE
6	6	Vincent, Jordan	11	5-7	130	WR/DB
8	8	Nickle, Kris	9	6-0	135	WR/DB
10	10	Carr, Dustin	12	6-0	160	WR/LB
11	11	Smith, Colby	12	5-7	150	WR/DB
12	12	Clevenger, Robert	11	6-0	155	WR/DB
16	16	Coleman, David	10	5-11	190	QB/DB
20	20	Berry, Levi	10	5-10	180	RB/DL
21	21	McMullen, Caleb	10	6-0	165	RB/LB
30	30	Ball, Steven	11	6-0	175	RB/DB
31	31	Clapp, Zach	12	5-11	205	RB/LB
33	33	Riggs, Cameron	9	5-9	130	WR/DB
36	36	Secuskie, Tophel	10	6-0	185	TE/LB
40	40	Bradburn, Tyler	9	5-8	140	RB/LB
42	42	Thurman, Nate	10	6-0	135	WR/DB
43	43	Suiters, Bradley	9	5-8	150	RB/DB
44	44	Lee, Jacob	11	5-7	180	RB/LB
45	45	Eslinger, Jake	10	5-6	140	RB/DB
46	46	Brand, Constantin	12	5-10	165	RB/DL

Lt.	Dk.	Name	Grade	Ht.	Wt.	Pos.
50	50	Busenbark, Tyler	12	6-0	180	OL/DL
51	51	Fahey, Kyle	12	5-10	195	OL/LB
52	52	Cunningham, Blake	12	5-10	175	OL/DL
54	54	Kent, James	10	6-0	220	OL/DL
56	56	Wheeler, Nick	10	5-10	265	OL/DL
57	57	Warner, Seth	10	6-0	150	OL/DL
60	60	Bettis, Billy	9	5-11	200	OL/DL
62	62	Whitcomb, Jacob	9	5-8	230	OL/DL
64	64	Whitcomb, Billy	10	5-10	155	OL/LB
65	65	Byrd, John	9	5-6	165	OL/DL
66	66	Stone, Collin	12	6-1	230	OL/DL
67	67	Slaven, Seth	9	5-10	150	OL/DL
68	68	Wimsett, Jacob	11	6-6	265	OL/DL
70	70	Bedsaul, Jacob	9	6-1	170	OL/DL
72	72	Hill, Joshua	10	6-0	160	OL/DL
73	73	Arney, Eric	11	5-9	150	OL/DL
74	74	Swaim, Austin	9	5-10	180	OL/DL
76	76	Stout, Cody	10	5-9	255	OL/DL
77	77	Rucker, Adam	12	5-11	255	OL/DL
80	80	Harper, Taylor	12	6-1	180	TE/DL
84	84	Leach, Troy	9	6-3	170	TE/LB
86	86	Hooper, Tyler	10	5-9	130	WR/DB

# Rockville Rox

## Class A



### Team Statistics

	Rockville	Opponents
Total Points / Points Per Game	545 / 38.9	148 / 10.6
First Downs / Per Game	239 / 17.1	122 / 8.7
Rushing Yards / Per Game	3,432 / 245.1	1,271 / 90.8
Passing Yards / Per Game	2,386 / 170.4	1,262 / 90.1
Total Yards / Per Game	5,818 / 415.6	2,533 / 180.9
Fumbles Recovered By	12	8
Intercepted By	18	7
Total Punts / Average	19 / 29.8	-
Penalties / Yards	56 / 506	-



### Individual Statistics

Scoring	Games	TD	PAT / 1-Pt.	2-Pt.	FG	TP	PPG
1. Zach Clapp	14	27	0	10	0	172	12.3
2. Matt King	14	14	0	3	0	90	6.4
3. Aaron Bridge	14	8	0	2	0	52	3.7
4. Bill Bettis	14	0	41	0	3	50	3.6
5. Taylor Harper	13	8	0	0	0	48	3.7

Rushing	Games	Att.	Yds.	TD	YPG	YPC	Long
1. Zach Clapp	14	206	1576	18	112.6	7.65	93
2. Matt King	14	139	954	14	68.1	6.86	65
3. Caleb McMullen	14	94	487	4	34.8	5.2	37
4. Jake Eslinger	14	17	134	1	9.6	7.9	57
5. David Coleman	14	13	114	0	8.1	8.8	73

Passing	Games	Comp.	Att.	Int.	TD	Yds.	YPG
1. Matt King	14	156	244	7	33	2314	165.3
2. Eric Lear	1	1	1	0	0	53	53
3. David Coleman	14	2	6	0	0	15	12

Receiving	Games	Rec.	Yds.	TD	YPG	YPC	Long
1. Zach Clapp	14	36	598	9	42.7	16.6	40
2. Aaron Bridge	14	31	533	8	38.1	17.2	52
3. Taylor Harper	13	30	525	8	40.4	17.5	47
4. Daniel Martin	14	43	440	4	31.4	10.2	47
5. Caleb McMullen	14	9	102	3	7.4	11.3	20

Defense	Games	Tackles	For Loss	Sacks	INT	FC	FR
1. Kyle Fahey	14	163	0	0	0	3	0
2. Zach Clapp	14	85	0	0	2	3	1
3. Jake Lee	10	73	0	3	0	0	0
4. James Kent	14	71	0	4	0	0	2
5. Steven Ball	14	68	0	0	1	0	0
6. Matt King	14	67	0	0	6	0	0

### Team Facts


**City/Town:** Rockville  
**County:** Parke  
**Superintendent:** Gary Storie  
**Principal:** David Mahurin  
**Athletic Director:** Ryan Luce  
**Head Coach:** Herb King  
**Assistant Coaches:** John Batty, Mark Kinsey, Jim Stewart  
**Student Managers:** Molly King, Jennifer Camerer, Brittany Sherron, Erica Bassett, Dakota Whitmer, Andrew Weisheit, Leslie Camerer  
**Offensive Formation:** Multiple  
**Defensive Formation:** Bears Invert  
**Colors:** Royal Blue and White  
**Conference:** Wabash River  
**Enrollment:** 315  
**Last Year's Tournament:** Finished 6-4; lost to Riverton Parke, 20-14, in first round of Sectionals

### Season Results (14-0)

Date	Opponent	W/L	Score
8/17	Seeger	W	16-14
8/24	at Covington	W	41-0
8/31	at South Putnam	W	34-28
9/7	Attica	W	42-21
9/14	at Turkey Run	W	60-0
9/21	South Vermillion	W	50-6
9/28	at North Vermillion	W	56-8
10/5	at Riverton Parke	W	35-7
10/12	Fountain Central	W	21-0
<b>Sectional</b>			
10/19	Turkey Run	W	34-7
10/26	Covington	W	55-13
11/2	at Fountain Central	W	41-14
<b>Regional</b>			
11/9	Linton-Stockton	W	25-13
<b>Semi-State</b>			
11/16	at Indpls. Cardinal Ritter	W	35-17

### State Finals History

First Appearance



Herb King  
Head Coach

# Fort Wayne Bishop Luers Knights

## Class 2A



Lt.	Dk.	Name	Grade	Ht.	Wt.	Pos.
1	1	Barnett, Lawrence	11	5-11	173	DB
2	2	Goodwin, Michael	11	5-10	170	RB
3	3	Eifrid, Ryan	11	5-11	205	DB
4	4	Poole, Allen	11	6-1	207	LB
5	5	Phifer, Aireus	11	5-7	160	RB
6	6	Mullen, Ken	9	5-6	155	DB
7	7	Williamson, Steve	12	6-3	180	WR
8	8	Fincher, Deangelo	9	5-4	130	DB
9	9	Mattox, Quyuau	9	5-10	155	WR
10	10	Wyss, Devin	10	5-11	165	QB
11	11	Schafer, Quinn	11	6-4	200	QB
12	12	Scott, Terry	12	5-11	200	End
15	15	Sorg, Eric	9	6-1	160	QB
16	16	Pfister, Charlie	9	5-11	155	LB
17	17	Peterson, Keith	11	5-7	170	DB
19	19	Williams, Ronnie	11	6-1	200	WR
20	20	Baker, Isaac	12	5-11	200	LB
21	21	Spencer, Adrien	12	6-0	180	WR
22	22	Watts, Tyler	12	5-11	210	RB
23	23	Kiermaier, Kevin	12	6-0	175	DB
24	24	Kebede, Tony	11	5-11	190	K
25	25	Carteaux, Austin	11	5-10	150	WR
26	26	Hoch, Matt	10	5-6	150	DB
30	30	Presley, Jordan	9	6-1	160	LB
31	31	Jiminez, Manuel	11	6-0	200	DL
32	32	Hammock, Tyquan	11	6-1	215	LB
33	33	Chambers, Joe	10	5-11	165	LB
34	34	Archbold, Josh	11	5-11	185	LB
35	35	Franke, Aaron	11	6-0	190	RB
36	36	Olivarez, Daniel	10	5-9	155	RB
40	40	Tillman, Austin	11	6-1	217	DL
41	41	Mendoza, Gabe	9	5-10	210	End

Lt.	Dk.	Name	Grade	Ht.	Wt.	Pos.
42	42	Vasquez, Tino	10	5-9	175	RB
43	43	Kiermaier, Steve	9	6-0	165	LB
44	44	Goodwin, Joe	10	5-11	175	LB
45	45	Lobrillo, Tyler	11	6-0	175	End
49	49	Hoch, Nick	11	5-11	180	LB
50	50	Tomkinson, Morgan	10	5-11	211	DL
51	51	Litchfield, Nick	11	5-11	175	LB
54	54	Correll, Sean	12	6-3	225	DL
55	55	Kawiecki, Tim	10	5-10	160	C
56	56	Baxter, Blake	9	6-0	175	OL
59	59	Teeters, Jeff	10	6-2	175	OL
61	61	Harding, Mike	11	5-10	200	OL
62	62	Hendricks, Ben	12	6-1	205	C
63	63	Till, John	11	5-10	190	OL
64	64	Dimit, Matt	11	6-0	200	OL
66	66	Kramer, Cody	12	6-1	210	OL
67	67	Trevino, Rudy	11	5-10	175	LB
68	68	Alberico, Chris	11	6-0	205	OL
69	69	Skordos, Christian	12	6-1	225	OL
70	70	Abbott, Nick	10	6-1	185	OL
71	71	Lauer, Josh	10	6-1	235	OL
72	72	Galloway, Trevor	11	6-2	195	OL
73	73	Hall, Lester	11	6-4	265	OL
74	74	Frentz, Eric	12	5-9	210	OL
75	75	Welling, Mike	10	5-11	210	OL
77	77	Williamson, Chris	11	6-0	210	OL
78	78	Krouse, Austin	9	5-10	210	OL
79	79	Gholston, Dmitri	11	6-3	230	OL
84	84	Stuerzenberger, Evan	10	5-5	35	WR
86	86	Mitchell, Courtney	10	6-0	185	LB
88	88	Wyss, Dan	12	6-0	175	DB
89	89	Miller, Austin	12	5-11	170	LB

# Fort Wayne Bishop Luers Knights



## Class 2A

### Team Statistics

	FW Bishop Luers	Opponents
Total Points / Points Per Game	334 / 24.0	179 / 12.7
First Downs / Per Game	153 / 11.0	149 / 10.6
Rushing Yards / Per Game	1,753 / 125.2	2,063 / 147.3
Passing Yards / Per Game	2,053 / 146.6	1,139 / 81.3
Total Yards / Per Game	3,806 / 272	3,202 / 228
Fumbles Recovered By	15	12
Intercepted By	18	9
Total Punts / Average	42 / 35.1	61 / 32.4
Penalties / Yards	68 / 553	76 / 628



### Individual Statistics

Scoring	Games	TD	PAT / 1-Pt.	2-Pt.	FG	TP	PPG
1. Isaac Baker	14	15	0	0	0	90	6.4
2. Tony Kebede	12	0	35	0	5	50	4.1
3. Adrien Spencer	14	7	0	0	0	42	3.0
4. Lawrence Barnett	14	7	0	0	0	42	3.0

Rushing	Games	Att.	Yds.	TD	YPG	YPC	Long
1. Isaac Baker	14	168	856	14	61.0	5.0	45
2. Tyler watts	14	67	310	2	22.0	4.7	58
3. Mike Goodwin	7	37	183	0	32.5	4.9	67
4. Aireus Phifer	10	34	133	0	0	13.3	15

Passing	Games	Comp.	Att.	Int.	TD	Yds.	YPG
1. Quinn Schafer	14	164	280	9	15	2041	146.0

Receiving	Games	Rec.	Yds.	TD	YPG	YPC	Long
1. Ronnie Williams	14	39	473	2	33.7	12.1	39
2. Steve Williamson	14	39	415	2	29.6	10.6	42
3. Adrien Spencer	14	23	313	7	22.3	14.2	43
4. Lawrence Barnett	14	18	210	2	15.0	11.3	52
5. Tyquan Hammock	14	10	188	2	13.4	18.8	47

Defense	Games	Tackles	For Loss	Sacks	INT	FC	FR
1. Tyquan Hammock	14	142	20	10/57	0	5	2
2. Josh Archbold	13	104	9	3/18	0	0	2
3. Nick Hoch	14	103	12	3/17	0	0	2
4. Chris Williamson	12	91	12	5/20	0	0	1
5. Kevin Kiermaier	14	80	3	0	10	2	2
6. Cody Kramer	14	80	12	7/43	0	0	1

### Team Facts

City/Town: Fort Wayne  
 County: Allen  
 Superintendent: Fr. Steven Kempinger  
 Principal: Mary Keefer  
 Athletic Director: Matt Lindsay  
 Asst. Athletic Director: Diane Karst  
 Head Coach: Matt Lindsay  
 Assistant Coaches: Lew Goodwin, Mike Egts, Dave Egts, Greg Gehl, Steve Keefer, Jason Draper, Clancy Shank, Kyle Lindsay, Matt Millhouse, Brent Egts, Jovan Witherspoon, Lee Rodenbeck, Phil Talarico, Joe Kimes, Michael Ledo, Adam Griffith, Steve Litchfield.  
 Student Managers: Josi Rowdabaugh, Annie Pryor, Morgan Hipple, Mandy Scher, Lauren Pike, Melanie Hendricks, Trish Skordos, Allison Hayes, Emily Hayes.  
 Offensive Formation: Multiple  
 Defensive Formation: 4-3  
 Colors: Red and Black  
 Conference: Summit Athletic  
 Enrollment: 560  
 Last Year's Tournament: Finished 3-8; lost to Norwell, 34-0, in second round of sectionals (3A)

### Season Results (10-4)

Date	Opponent	W/L	Score
8/17	at Fort Wayne Northrop	W	21-6
8/25	Fort Wayne Wayne	W	14-6
8/31	at Fort Wayne South Side	W	14-7
9/7	Harding	L	18-22
9/14	at Fort Wayne North Side	L	21-26
9/21	FW Concordia Lutheran	W	17-0
9/28	Fort Wayne Snider	L	17-21
10/5	at Fort Wayne Elmhurst	W	49-19
10/12	at FW Bishop Dwenger	L	21-28

#### Sectional

10/19	Prairie Heights	W	31-6
10/26	Central Noble	W	31-7
11/2	at Jimtown	W	24-17

#### Regional


11/9	Northwestern	W	42-14
------	--------------	---	-------

#### Semi-State

11/16	at Cass	W	14-0
-------	---------	---	------

### State Finals History

State Champion: (6) 1985 (2A), 1989 (2A), 1992 (2A), 1999 (2A), 2001 (2A), 2002 (2A)  
 Runner-Up: (4) 1983 (2A), 1991 (2A), 1996 (2A), 2000 (2A)  
 Appearances: (11) 1983 (2A), 1985 (2A), 1989 (2A), 1991 (2A), 1992 (2A), 1996 (2A), 1999 (2A), 2000 (2A), 2001 (2A), 2002 (2A), 2007 (2A)




Matt Lindsay  
Head Coach



# Heritage Christian Eagles

## Class 2A



Lt.	Dk.	Name	Grade	Ht.	Wt.	Pos.
3	3	Stis, Tanner	9	5-9	140	QB/DB
4	4	Casey, Dan	10	5-10	146	QB/DB
5	5	Baker, Elliott	9	5-10	150	RB/DB
6	6	Cummings, Nick	9	6-0	165	QB/DB
7	7	Burke, Eric	11	6-2	190	WR/OLB
8	8	Nix, Jon	11	6-1	185	OL/LB
9	9	Bullock, Josh	12	6-1	175	WR/DB
10	10	Kirtley, Jackson	10	6-0	160	QB/DB
14	14	Breiner, Michael	11	6-3	185	WR/OLB
15	15	Meador, Garrett	12	6-2	190	QB/DB
20	20	Houck, James	10	5-10	155	WR/DB
21	21	Sinn, Joshua	10	6-0	180	DB
22	22	Donahue, Kaleb	12	6-0	180	WR/DB
24	24	Butterworth, Drew	11	6-0	185	TB/DB
25	25	Eggleston, Tommy	11	6-4	175	WR/DB
28	28	Olvey, Austin	10	5-8	180	RB/DB
30	30	Schnepf-Pfister, Mikhael	9	5-9	155	RB/DB
32	32	Cook, Alex	9	5-9	150	RB/LB
33	33	Allard, Brady	9	5-8	155	QB/DB
34	34	Butterworth, Alex	10	5-9	155	RB/DB
35	35	Yost, Ben	9	5-8	140	WR/DB
36	36	Elskus, Scott	9	5-11	165	OL

Lt.	Dk.	Name	Grade	Ht.	Wt.	Pos.
40	40	Egenolf, Evan	9	5-8	170	OL/LB
42	42	Reynolds, David	11	6-0	190	WR/DB
44	44	Cook, Morgan	11	6-3	190	WR/OLB
51	51	Height, Jeremy	11	5-6	180	OL/DL
52	52	Mills, Josh	12	5-11	210	OL/DL
53	53	Robbins, Brad	9	5-10	170	OL/DL
54	54	Stratman, Ben	11	6-2	201	OL/N
55	55	Wilsey, Jay	12	5-10	210	OL/OLB
56	56	Russell, Max	10	6-0	160	OL/DL
57	57	Fitzpatrick, Kevin	9	5-10	175	LB/OL
58	58	McFarland, Blake	10	5-11	180	LB/OL
60	60	Rector, Christian	11	5-8	170	OL/LB
61	61	Butler, Denzel	10	5-11	185	OL/DE
64	64	Pepmeier, Jared	12	6-1	255	OL/DL
65	65	Morton, Brandon	12	6-2	240	OL/DL
70	70	Pounds, Josh	11	5-7	155	OL/DL
71	71	Barnes, Danny	10	5-10	180	OL/DL
75	75	Ohrvall, Zach	9	5-8	155	OL/LB
76	76	Winiger, Evan	10	6-2	195	OL/DL
99	99	Jones, Anthony	12	5-10	276	OL/DL

# Heritage Christian Eagles



## Class 2A

### Team Statistics

	Heritage Christian	Opponents
Total Points / Points Per Game	529 / 37	137 / 9.8
First Downs / Per Game	217 / 15.5	155/11
Rushing Yards / Per Game	1,387 / 99.1	1,750 / 125
Passing Yards / Per Game	3,561 / 254	1,216 / 86.9
Total Yards / Per Game	4,948 / 353.4	2,966 / 211.9
Fumbles Recovered By	11	20
Intercepted By	34	17
Total Punts / Average	45 / 31.1	72 / 5.1
Penalties / Yards	76 / 680	117 / 934



### Individual Statistics

Scoring	Games	TD	PAT / 1-Pt.	2-Pt.	FG	TP	PPG
1. Morgan Cook	14	16	0	0	0	96	6.9
2. Alex Butterworth	14		56	0	9	83	6
3. Tommy Eggleston	14	12	0	0	0	72	5
4. Austin Olvey	14	12	0	0	0	72	5
5. James Houck	14	4	0	0	0	24	1.7

Rushing	Games	Att.	Yds.	TD	YPG	YPC	Long
1. Austin Olvey	14	182	862	8	62	4.7	-
2. Eric Burke	14	35	251	2	18	7	-
3. Nick Cummings	6	19	115		19	6	-
4. Mikhael Schnepp-Pfister	3	11	58	1	19	5	-
5. James Houck	14	6	13	0	1	2	-

Passing	Games	Comp.	Att.	Int.	TD	Yds.	YPG
1. Garrett Meador	14	237	432	17	42	3,349	239
2. Jackson Kirtley	3	8	8	0	2	65	21.6
3. Tanner Stis	1	2	2	0	0	8	8

Receiving	Games	Rec.	Yds.	TD	YPG	YPC	Long
1. Morgan Cook	14	65	1,135	16	81	17.5	-
2. Tommy Eggleston	14	56	733	12	52	13	-
3. Michael Breiner	14	44	539	4	38.5	12.3	-
4. James Houck	14	24	390	4	27.85	16.3	-
5. Austin Olvey	14	24	373	4	26.64	15.5	-

Defense	Games	Tackles	For Loss	Sacks	INT	FC	FR
1. Eric Burke	14	143	18	5.5	0	2	2
2. Jon Nix	14	128	8	1	0	1	0
3. Jared Pepmeier	14	119	12.5	11.5	0	2	0
4. Christian Rector	14	111	9	2	2	1	1
5. Jay Wilsey	14	97	10.5	2.5	0	1	1
6. Tommy Eggleston	14	58	0	0	13	2	0

### Team Facts


City/Town: Indianapolis  
 County: Marion  
 Superintendent: Ray Casey  
 Principal: Dave Baniszewski  
 Athletic Director: Jeff Hester  
 Asst. Athletic Director: Nate Bates and Chris Burns  
 Head Coach: Ron Qualls  
 Assistant Coaches: Kyle Krober, Eric Stavola, Rick Stratman, John McKenzie, Andy Schaffer  
 Student Managers: Montgomery Allgood, Abby Crosley, Rachael Crosley, Mallory Qualls  
 Offensive Formation: Gun Spread  
 Defensive Formation: 3-4  
 Colors: Royal and White  
 Conference: Independent  
 Enrollment: 535  
 Last Year's Tournament: Finished 6-4; lost to Western Boone, 24-7, in the first round of sectionals.

### Season Results (13-1)

Date	Opponent	W/L	Score
8/17	Elwood	W	35-6
8/24	at Triton Central	L	14-21
8/31	at Lapel	W	49-0
9/7	at Cascade	W	50-7
9/14	Indianapolis Lutheran	W	56-13
9/21	Beech Grove	W	45-14
9/28	at Indpls. Arsenal Tech.	W	41-26
10/5	Park Tudor	W	31-0
10/12	Indianapolis Cardinal Ritter	W	26-14
<b>Sectional</b>			
10/19	at Union County	W	55-12
10/26	Triton Central	W	31-3
11/2	Lawrenceburg	W	35-0
<b>Regional</b>			
11/9	at North Putnam	W	14-7
<b>Semi-State</b>			
11/17	at Southridge	W	24-14

### State Finals History

First Appearance




Ron Qualls  
Head Coach



# South Bend St. Joseph's Indians

## Class 3A



Lt.	Dk.	Name	Grade	Ht.	Wt.	Pos.
1	1	Schiffman, Eric	12	5-5	135	K
2	2	Kaniewski, Timothy	12	5-5	156	RB/DB
3	3	Matthews, Zachary	11	6-0	161	WR/DB
4	4	Hinz, Benjamin	11	5-6	144	WR/DB
5	5	Dowling, Trace	10	5-10	160	QB/DB
6	6	Hecklinski, Joseph	11	6-0	156	QB/DB
7	7	Summerlin, Tayler	12	5-6	181	RB/DB
8	8	Hoffman, Christopher	12	6-2	196	WR/DB
9	9	Pajakowski, Thaddeus	12	5-10	166	TE/DB
10	10	Kruggel, Cole	10	5-7	147	RB/DB
11	11	Arsenault, Michael	10	6-0	145	RB/DB
12	12	Hammer, Robert	10	6-0	180	TE/LB
13	13	Bagiackas, Thomas	10	5-11	190	TE/DL
14	14	Kendzicky, Michael	10	6-2	155	QB/DB
15	15	O'Connor, Luke	10	5-7	135	WR/DB
17	17	Heckaman, Cameron	11	5-9	155	DB
18	18	Murphy, Edward	12	5-9	160	TE/DL
19	19	Kaszniak, James	11	6-0	163	RB/LB
20	20	Arsenault, Adam	11	5-8	162	RB/LB
21	21	Krzyzewski, Michael	12	6-2	176	WR/LB
22	22	Dobson, Jay	12	5-9	122	WR/DB
23	23	Butler, Kenneth	11	5-11	153	WR/DB
24	24	Taylor, Jordan	12	6-1	215	RB/DL
25	25	Vasquez, Joseph	12	5-6	136	WR/DB
27	27	Kubsch, Collin	10	5-11	141	WR/DB
30	30	McMahon, Mitchell	11	6-0	166	WR/DB
31	31	Ruszkowski, Kody	10	5-10	159	TE/LB
32	32	Healy, Callahan	10	5-9	165	WR/LB
33	33	Herzog, Christopher	10	5-8	150	RB/LB
38	38	El-Ammori, Ali	11	5-10	193	RB/LB
40	40	Healy, Kevin	12	6-0	180	TE/LB
41	41	Kearney, Austin	10	5-10	151	RB/LB
42	42	Ashby, Alexander	11	5-10	150	RB/LB

Lt.	Dk.	Name	Grade	Ht.	Wt.	Pos.
44	44	White, Dustin	11	5-8	180	RB/LB
49	49	Diaz, Jorge	10	6-4	180	TE/LB
50	50	Rodriguez, Federico	12	5-9	205	OL/DL
53	53	Speer, Mitchell	12	5-11	190	OL/DL
54	54	Knapp, Brandon	10	6-0	212	OL/DL
56	56	Concannon, Jonathon	11	5-11	175	TE/DL
57	57	Aversa, John	12	5-11	196	OL/DL
58	58	Knapp, Knute	11	6-1	202	OL/DL
63	63	Petsche, Matthew	10	5-10	166	TE/LB
64	64	Black, John	11	6-0	220	OL/DL
65	65	Mayfield, Brenton	11	5-11	200	OL/DL
65	65	Peacock, Robert	12	6-2	215	OL/DL
66	66	Mulligan, Garrett	10	5-11	250	OL/DL
67	67	Pope, Kyle	10	6-2	204	OL/DL
69	69	Wolgamott, Tyler	10	5-7	278	OL/DL
70	70	Neeser, Gregory	10	6-2	219	OL/DL
71	71	Buczynski, Tyler	10	5-9	185	OL/DL
72	72	Kosinski, Christopher	12	6-3	247	OL/DL
73	73	Cobbin, Joshua	10	6-0	187	OL/DL
74	74	Wolfram, Tyler	10	5-11	209	OL/DL
75	75	Knapp, Montana	12	5-9	230	OL/DL
76	76	Honap, Christian	12	5-11	218	OL/DL
77	77	Schroeder, Mark	12	6-1	312	OL/DL
78	78	Swan, Jacob	11	5-11	238	OL/DL
79	79	Leyva, Juan	11	5-11	288	OL/DL
80	80	Holmes, Christopher	10	5-11	157	TE/LB
81	81	Stone, Benjamin	12	6-0	185	TE/LB
82	82	Healy, Christian	12	5-10	165	TE/DL
84	84	McClintock, Robert	12	6-5	184	WR/LB
85	85	Becht, Brendan	10	6-0	165	TE/DL
86	86	Taylor, Rickardo	11	6-3	240	TE/DL
87	87	McMillan, Benjamin	11	6-1	156	TE/LB
88	88	Foster, George	10	6-2	187	TE/DL

# South Bend St. Joseph's Indians



## Class 3A

### Team Statistics

	SB St. Joseph's	Opponents
Total Points / Points Per Game	457 / 33	232 / 17
First Downs / Per Game	213/15	171 / 12
Rushing Yards / Per Game	3,502 / 250	1,882 / 134
Passing Yards / Per Game	1,191 / 85	1,442 / 103
Total Yards / Per Game	4,693 / 335	3,324 / 237
Fumbles Recovered By	13	7
Intercepted By	19	12
Total Punts / Average	46 / 29.1	51 / 31.5
Penalties / Yards	79 / 613	46 / 386



### Individual Statistics

Scoring	Games	TD	PAT / 1pt	2-Pt.	FG	TP	PPG
1. Jordan Taylor	14	25	0	0	0	150	10.7
2. Dustin White	14	20	0	0	0	120	8.6
3. Robert McClintock	14	8	0	0	0	48	3.4
4. Jay Dobson	14	0	34	0	0	34	2.4
5. Zach Matthews	14	3	2	0	0	20	1.4

Rushing	Games	Att.	Yds.	TD	YPG	YPC	Long
1. Jordan Taylor	14	289	2,339	25	167	8.1	86
2. Dustin White	14	158	1,011	18	72	6.4	65

Passing	Games	Comp.	Att.	Int.	TD	Yds.	YPG
1. Joseph Hecklinski	14	106	213	12	16	1,191	85.1

Receiving	Games	Rec.	Yds.	TD	YPG	YPC	Long
1. Robert McClintock	14	21	418	8	29.9	19.9	57
2. Ben Stone	14	15	238	3	17	15.9	45
3. Zach Matthews	14	27	200	3	14.3	7.4	17

Defense	Games	Tackles	For Loss	Sacks	INT	FC	FR
1. Dustin White	14	60	7	1	0	0	1
2. Kevin Healy	14	54	6	6	0	0	0
3. Mike Krzyzewski	14	53	7	7	0	1	2
4. Adam Arsenault	14	49	1	2	0	0	1
5. Tayler Summerlin	14	39	1	0	2	1	3
6. Tim Kaniewski	14	39	1	0	4	0	1

### Team Facts

**City/Town:** South Bend  
**County:** Saint Joseph  
**Superintendent:** Fr. Stephen Kempinger  
**Principal:** Susan Richter  
**Athletic Director:** Eric Gohlke  
**Asst. Athletic Director:** Kristi Beechy  
**Head Coach:** Kevin Downey  
**Assistant Coaches:** Ben Downey, Chris Carver, Joe Miller, Joe Waltz, Reggie Brooks, Paul Carrier, Jeff Boetticher, Steve Kubsch, Steve Kasznia, Nick Weldy, Ruel Taylor, Brian Farrell, Dan Luther  
**Student Managers:** Tyler Gillean, Steve Sniadecki.  
**Offensive Formation:** Multiple  
**Defensive Formation:** Multiple  
**Colors:** Columbia Blue and White  
**Conference:** Northern Indiana  
**Enrollment:** 849  
**Last Year's Tournament:** Finished 7-3; lost to New Prairie, 34-20, in first round of sectional

### Season Results (12-2)

Date	Opponent	W/L	Score
8/17	South Bend Adams	W	40-20
8/24	at Mishawaka Marian	W	42-21
8/31	Mishawaka	W	21-6
9/7	at Elkhart Central	L	23-30
9/14	Penn	L	13-28
9/21	at South Bend Clay	W	21-18
9/28	South Bend Washington	W	40-14
10/5	at Lakeland	W	35-6
10/12	at South Bend Riley	W	42-18
<b>Sectional</b>			
10/19	Tippecanoe Valley	W	35-6
10/26	at Culver Academies	W	41-7
11/2	NorthWood	W	41-27
<b>Regional</b>			
11/9	at Andean	W	35-21
<b>Semi-State</b>			
11/16	FW Concordia Lutheran	W	28-10

### State Finals History


**State Champion:** 1995 (3A)  
**Appearances:** 1995 (3A), 2007 (3A)



Kevin Downey  
Head Coach

# Indpls. Bishop Chatard Trojans

## Class 3A



Lt.	Dk.	Name	Grade	Ht.	Wt.	Pos.
2	2	Huffman, Jeff	12	6'0"	175	WR
3	3	Akin, Bobby	11	5'11"	165	WR
4	4	Kavanagh, Joe	12	5'7"	150	WR
5	5	Dum, Mike	12	6'2"	205	TE
6	6	Valdiserri, Steve	12	5'10"	185	WR
7	7	Dury, John	12	6'2"	215	TE
8	8	Goetz, Michael	10	5'8"	165	RB
10	10	DeSchryver, Stephen	9	5'8"	160	QB
11	11	Dickinson, Austin	10	5'10"	150	WR
12	12	Commiskey, Steve	11	5'10"	175	QB
13	13	Lubbers, Ross	9	5'9"	160	CB
14	14	Treesh, Jack	10	6'1"	185	TE
15	15	Tarpey, Chris	9	5'8"	150	WR
16	16	Doyle, Rob	12	6'0"	195	QB
17	17	Dickson, Cody	10	5'7"	140	K
19	19	VanVliet, George	10	6'0"	170	DB
20	20	Kleinschmidt, Dan	12	5'8"	175	RB
22	22	Pappas, Aristotle	10	5'11"	185	TB
23	23	Flynn, Thom	11	5'11"	155	WR
24	24	Klineman, Michael	10	5'9"	150	WR
25	25	Rivelli, Ricky	11	5'6"	155	WR
26	26	Thee, Nick	10	5'10"	170	FB
27	27	Agnew, Taylor	10	5'9"	155	RB
28	28	Adkins, Michael	9	5'11"	185	FB
29	29	McDonald, Andrew	9	5'11"	175	RB
30	30	VanDyke, Wil	11	5'9"	195	LB
31	31	Parham, Braylon	11	5'8"	155	RB

Lt.	Dk.	Name	Grade	Ht.	Wt.	Pos.
32	32	Larson, Tommy	11	5'8"	160	DB
33	33	Bill, Anthony	10	5'11"	165	RB
34	34	Hill, Eric	11	5'11"	165	WR
35	35	Summers, Matt	12	5'9"	170	RB
36	36	Najjar, Andrew	11	6'3"	185	TE
38	38	O'Brien, Kevin	11	5'11"	175	WR
39	39	Lucas, Chris	10	5'7"	142	RB
40	40	Smeehuyzen, Mike	12	6'0"	185	OL
42	42	Gaines, Joey	12	5'9"	208	FB
43	43	Burton, Zac	12	5'11"	175	RB
45	45	Barron, Max	10	5'10"	160	FB
47	47	Flynn, Tim	10	5'11"	175	TE
48	48	Ayres, Ramsey	12	6'0"	185	FB
49	49	Lorenzano, Dominic	12	6'0"	202	TE
50	50	Morellion, Aaron	10	6'0"	180	FB
51	51	Wilkerson, Graham	12	6'1"	215	OL
52	52	Hartley, Zach	11	5'10"	205	OL
53	53	Hanley, Mark	10	5'10"	200	OL
54	54	Brodnik, Alex	11	6'1"	210	TE
55	55	Schmutte, Drew	10	5'7"	180	TE
56	56	Martin, Zach	11	6'5"	262	OL
57	57	Hawkins, Zach	10	5'11"	190	OL
58	58	Purcell, Ralph	11	6'2"	225	OL
59	59	Legg, Brian	10	5'6"	140	TE
60	60	Gamache, Patrick	10	5'11"	150	OL
61	61	DeRose, Tony	11	5'11"	210	OL
62	62	Beatty, Jackson	12	5'9"	210	OL

Lt.	Dk.	Name	Grade	Ht.	Wt.	Pos.
63	63	Fischer, Eddie	10	6'5"	200	OL
64	64	Brown, Zach	10	5'8"	145	OL
66	66	Andrews, Kenny	11	6'1"	220	OL
67	67	Burger, Michael	10	5'9"	150	OL
68	68	Deitchman, Eric	9	6'2"	210	OL
69	69	Delehanty, J.P.	11	6'2"	235	OL
70	70	Fagan, Patrick	9	5'10"	190	OL
71	71	Vaughn, Jeff	12	6'4"	260	OL
72	72	Hill, Alex	12	6'4"	250	OL
73	73	Martin, Nick	9	6'2"	210	OL
74	74	Robinson, Matt	10	6'3"	240	OL
75	75	Specht, Greg	12	6'2"	211	OL
76	76	Weaver, Matt	10	6'0"	175	OL
77	77	O'Connor, Sean	12	6'1"	225	OL
78	78	Johnson, Dion	10	5'7"	150	OL
79	79	Perkins, Eddie	9	6'1"	275	OL
81	81	Johnstone, Luke	11	6'3"	190	TE
82	82	Webster, Steve	11	6'4"	205	TE
83	83	LaRose, Kenny	9	6'1"	185	TE
84	84	Arnold, Garrett	10	6'3"	180	WR
85	85	Hartley, Dan	10	5'10"	150	WR
86	86	Dietrick, Kyle	12	6'3"	195	WR
87	87	Woody, Luke	10	6'1"	155	TE
88	88	Hurtle, Daniel	11	6'3"	186	TE
90	90	Hightower, Daryn	12	6'4"	225	TE

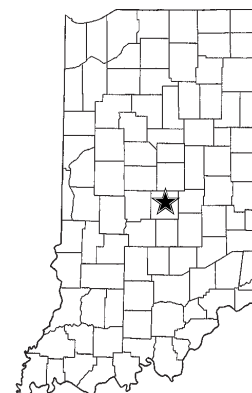
# Indpls. Bishop Chatard Trojans



## Class 3A

### Team Statistics

	Bishop Chatard	Opponents
Total Points / Points Per Game	370 / 26.4	177 / 12.6
First Downs / Per Game	201 / 14.6	158 / 11.3
Rushing Yards / Per Game	2,750 / 196.4	1,402 / 100
Passing Yards / Per Game	1,613 / 115.2	1,545 / 110.4
Total Yards / Per Game	4,363 / 311.6	2,949 / 210.6
Fumbles Recovered By	10	8
Intercepted By	21	8
Total Punts / Average	38 / 36.2	53 / 26.8
Penalties / Yards	105 / 869	79 / 590



### Individual Statistics

Scoring	Games	TD	PAT / 1pt	2-Pt.	FG	TP	PPG
1. Ari Pappas	14	23	0	1	0	140	10
2. Cody Dickson	14	0	39	0	5	54	3.9
3. Dan Kleinschmidt	11	6	0	0	0	36	2.6
4. Kyle Dietrick	14	6	0	0	0	36	2.6
5. Steve Valdiserri	14	3	0	0	0	18	1.3

Rushing	Games	Att.	Yds.	TD	YPG	YPC	Long
1. Ari Pappas	14	279	1802	22	128.7	6.5	74
2. Dan Kleinschmidt	8	78	462	4	58	5.9	25
3. Braylon Parham	7	23	228	2	32.6	9.9	61
4. Jack Treesh	8	34	227	2	28.3	6.7	40

Passing	Games	Comp.	Att.	Int.	TD	Yds.	YPG
1. Rob Doyle	14	103	175	8	15	1,593	113.8

Receiving	Games	Rec.	Yds.	TD	YPG	YPC	Long
1. Kyle Dietrick	14	34	663	6	47.4	19.5	69
2. Steve Valdiserri	12	21	371	3	30.9	17.7	53
3. Dan Kleinschmidt	7	6	143	1	13.0	23.8	29
4. Bobbie Akin	11	11	102	0	14.6	9.3	13

Defense	Games	Tackles	For Loss	Sacks	INT	FC	FR
1. Mike Dum	14	106	6	2	0	1	0
2. John Dury	14	89	1	1	4	1	2
3. Kyle Dietrick	14	71	3	0	5	0	1
4. G. Wilkerson	12	51	16	5	0	0	3
5. Dan Hurtle	14	36	4	4	0	0	1
6. Steve Valdiserri	14	34	2	0	5	0	0

### Team Facts

**City/Town:** Indianapolis  
**County:** Marion  
**Superintendent:** Mickey Lentz  
**Principal:** Al Holok  
**Athletic Director:** Mike Ford  
**Asst. Athletic Director:** Mike Harmon  
**Head Coach:** Vince Lorenzano  
**Assistant Coaches:** Glenn Bill, Kenny Harden, Chris Toner, Kevin Jennings, Nate Vannice, David Whittemore, Charlie Vannice, Andy Sahm, Jimmy Pappas  
**Student Managers:** Will Kuhn  
**Offensive Formation:** I  
**Defensive Formation:** 4-4  
**Colors:** Royal Blue and White  
**Conference:** Independent  
**Enrollment:** 653  
**Last Year's Tournament:** Finished 14-1; defeated Norwell, 7-0, to capture state championship

### Season Results (11-3)

Date	Opponent	W/L	Score
8/17	at Indpls. Broad Ripple	W	42-6
8/25	at Indpls. Arlington	L	22-28
8/31	Roncalli	W	21-8
9/7	at Indpls. Cathedral	L	7-21
9/14	Anderson Highland	W	32-0
9/21	at Cincinnati St. Xavier (OH)	L	0-30
9/28	Indpls. Scecina Memorial	W	21-7
10/5	at Indpls. Northwest	W	44-6
10/13	St. Louis DeSmet (MO)	W	38-24

#### Sectional

10/19	at Greensburg	W	34-8
10/26	at Batesville	W	16-6
11/2	Hamilton Heights	W	13-10

#### Regional

11/9	Danville	W	52-6
------	----------	---	------

#### Semi-State

11/17	Heritage Hills	W	28-17
-------	----------------	---	-------

### State Finals History

**State Champion: (8)** 1983 (2A), 1984 (2A), 1997 (3A), 1998 (3A), 2001 (3A), 2002 (3A), 2003 (3A), 2006 (3A)

**Runner-Up:** 2005 (3A)


**Appearances: (10)** 1983 (2A), 1984 (2A), 1997 (3A), 1998 (3A), 2001 (3A), 2002 (3A), 2003 (3A), 2005 (3A), 2006 (3A), 2007 (3A)



Vince Lorenzano  
Head Coach

# Lowell Red Devils

## Class 4A



Lt.	Dk.	Name	Grade	Ht.	Wt.	Pos.
2	2	Monix, Kurt	11	5'10	156	QB/DB
3	3	Puskar, Mark	12	5'10	159	QB/DB
4	4	Rigby, Ben	12	6'0	170	WR/LB
5	5	Underwood, Johnny	12	5'8	155	WR/DB
6	6	Midgett, Cody	11	5'8	150	RB/DB
7	7	Lukasik, Timothy (T.J.)	12	5'8	166	WR/DB
8	8	Belt, Jacob	11	5'8	157	RB/DB
9	9	Roadruck, Eric	12	5'10	149	WR/DB
10	10	Palmer, Lukas	12	5'11	165	WR/DB
11	11	Remboski, Daniel	12	6'0	187	RB/LB
12	12	Ensweiler, Evan	10	5'9	156	QB/DB
13	13	Peck, Steffan	12	5'8	174	RB/DB
14	14	Skamay, Ray	10	5'10	145	QB/DB
20	20	Williams, Travis	10	5'7	138	WR/DB
21	21	Gamblin, Steven	10	5'11	152	WR/DB
22	22	Harbrecht, Jeff	10	5'8	147	RB/DB
23	23	Warren, Dustin	12	6'1	165	WR/DB
24	24	Garton, Stephen	10	5'6	149	WR/DB
25	25	Grubbe, Brandon	10	5'10	168	RB/LB
30	30	Thompson, Christopher	12	5'7	153	WR/DB
31	31	DeSomer, Bryan	11	5'11	176	RB/LB
32	32	Zelenka, James	11	5'8	154	RB/DB
34	34	Barker, Jeffrey	12	6'3	200	TE/DE
37	37	Moore, Thomas	11	5'11	170	RB/DE
40	40	Carlson, Joseph	12	6'0	203	TE/DE
42	42	Pearman, Jordan	10	5'9	165	RB/DL
43	43	Eastling, David	11	6'0	198	RB/LB
44	44	Eldred, Andrew	11	5'9	165	RB/LB
45	45	VanBaber Jr., Steve	11	5'9	183	RB/LB

Lt.	Dk.	Name	Grade	Ht.	Wt.	Pos.
48	48	Stagl, Franz	10	5'6	141	WR/DB
49	49	Black, John	12	6'2	195	RB/DE
50	50	Wentworth, Eugene	12	6'2	240	OL/DL
51	51	Layman, Kaleb	12	6'9	176	OL/LB
52	52	Lang, David	12	6'0	206	OL/K/LB/P
53	53	DuBord, Craig	11	5'9	210	OL/DL
54	54	Russnak, Ryan	11	5'11	189	OL/LB
55	55	Juarez, Justin	11	6'2	221	OL/LB
56	56	DeMario, Anthony	10	5'11	175	OL/LB
57	57	Kralek, Justin	10	5'11	255	OL/DL
58	58	Schultz, Nickolaus	11	5'11	231	OL/DL
60	60	Fenner, Charles	10	5'6	168	OL/DL
61	61	Lopez, Brandon	10	5'11	179	OL/DL
62	62	Ulanowski, Chadwick	10	5'10	191	OL/DL
64	64	Heabel, Matthew	12	5'9	164	OL/DL
66	66	Wright, Logan	11	5'10	249	OL/DL
67	67	Cooper, Mark	10	5'10	164	OL/DL
68	68	Osburn, Kyle	11	6'1	239	OL/DL
69	69	Hayden, Joshua	12	5'11	210	OL/DL
70	70	Hofsteadter, Kevin	10	6'6	170	OL/DE
72	72	Sgouroudis, Jonathan	12	6'1	260	OL/DL
75	75	DeMario, Brian	11	6'3	222	OL/DE
77	77	Stewart, Jefferson	10	5'5	169	OL/DL
81	81	Bell, Joseph	10	6'3	191	TE/DE
82	82	Kersey, Trevor	11	6'1	216	TE/DE
83	83	Grah, Jacob	10	5'7	135	WR/DB
88	88	Payton, Jacob	10	5'8	135	WR/DB
95	95	Stluka, Robert	12	5'9	172	FB/DE

# Lowell Red Devils

## Class 4A



### Team Statistics

	Lowell	Opponents
Total Points / Points Per Game	362 / 25.9	134 / 9.6
First Downs / Per Game	189 / 13.5	131 / 9.35
Rushing Yards / Per Game	3049 / 217.8	1576 / 112.6
Passing Yards / Per Game	1072 / 76.6	1092 / 78
Total Yards / Per Game	4121 / 294.4	2668 / 190.6
Fumbles Recovered By	11	13
Intercepted By	16	6
Total Punts / Average	47 / 31.5	73 / 31.5
Penalties / Yards	60 / 532	65 / 492



### Individual Statistics

Scoring	Games	TD	PAT / 1pt	2-Pt.	FG	TP	PPG
1. Brandon Grubbe	14	22	0	0	0	132	9.4
2. Steffan Peck	14	13	0	0	0	78	5.6
3. David Lang	14	0	41	0	33	74	5.3
4. Jeff Barker	14	3	0	0	0	18	1.3
5. Timothy Lukasik	14	2	0	0	0	12	0.9

Rushing	Games	Att.	Yds.	TD	YPG	YPC	Long
1. Brandon Grubbe	14	276	1,666	21	119	6.0	73
2. Steffan Peck	14	198	887	13	63.4	4.5	28
3. Kurt Monix	14	87	204	0	14.6	2.3	24
4. John Black	14	15	58	1	4.1	3.9	10
5. Andrew Eldred	14	10	55	0	3.9	5.5	9

Passing	Games	Comp.	Att.	Int.	TD	Yds.	YPG
1. Kurt Monix	14	48	94	6	6	1,000	71.4

Receiving	Games	Rec.	Yds.	TD	YPG	YPC	Long
1. Jeffrey Barker	14	16	357	3	25.5	22.3	58
2. Eric Roadruck	14	9	167	1	11.9	18.6	41
3. Brandon Grubbe	14	5	124	1	8.9	24.8	79
4. Daniel Remboski	14	5	104	1	7.4	20.8	39
5. Timothy Lukasik	14	4	139	1	9.9	34.8	72

Defense	Games	Tackles	For Loss	Sacks	INT	FC	FR
1. Lukas Palmer	14	61	1	0	8	0	2
2. Timothy Lukasik	14	45	1	0	4	0	0
3. Brian DeSomer	14	43	8	5 / 27	2	0	2
4. Ben Rigby	14	39	4	0	2	0	1
5. Dave Eastling	14	37	4	0	0	0	0
6. Joe Carlson	14	33	2	11 / 48	0	0	0

### Team Facts

**City/Town:** Lowell  
**County:** Lake  
**Superintendent:** Dr. Alice Neal  
**Principal:** Jim Koger  
**Athletic Director:** Don Bales  
**Asst. Athletic Director:** Patti McCormack  
**Head Coach:** Kirk Kennedy  
**Assistant Coaches:** Jim Carlson, Jim Kiechle, Keith Kilmer, Brad Stewart, Ed Miracle, Trent Staggs, Mike French, Denny Cripe, Bob Wragg, and Shane Tucker  
**Student Managers:** Ashley Barragan, Brittany Carlson, Kayla Cook, Heather Doran, Dawn Drazba, Allison Friedrich, Paige Iloff, Samantha Norfleet, Allyssa Reed, Emily Schultz, Elizabeth Traicoff  
**Offensive Formation:** I/Pro  
**Defensive Formation:** Multiple 4 - 4  
**Colors:** Cardinal and Black  
**Conference:** Northwest Crossroads  
**Enrollment:** 1,206  
**Last Year's Tournament:** Finished 7-6; lost to eventual state runner-up Concord, 33-14, in the regional championship.

### Season Results (13-1)

Date	Opponent	W/L	Score
8/17	Crown Point	W	23-14
8/25	at Hammond Morton	W	3-0
8/31	at Kankakee Valley	W	38-0
9/7	Griffith	(OT) L	28-29
9/14	Highland	W	39-0
9/21	at Hobart	W	10-7
9/28	Hammond	W	24-0
10/5	at Munster	W	37-19
10/12	Andean	W	31-3

#### Sectional

10/19	Logansport	W	54-13
10/26	at Plymouth	W	14-8
11/2	at Concord	W	31-21

#### Regional

11/9	at Griffith	W	20-13
------	-------------	---	-------

#### Semi-State

11/16	FW Bishop Dwenger	W	10-7
-------	-------------------	---	------

### State Finals History

**State Champion:** 2005 (4A)  
**Appearances:** 2005 (4A), 2007 (4A)



Kirk Kennedy  
Head Coach



# Evansville F.J. Reitz Panthers

## Class 4A

Lt.	Dk.	Name	Grade	Ht.	Wt.	Pos.
1	1	Hall, Markus	11	5'9"	200	RB
2	2	Cannon, Ian	12	6'	155	SE/DB
3	3	Kissel, Zakary	12	6'3"	180	WR/DB
4	4	Fisher, Christopher	12	6'1"	190	WR/DB
5	5	Sturdivant, KG David	12	5'9"	170	WR/DB
6	6	Gander, Slade	12	6'2"	200	TE/LB
7	7	Hart, Derek	10	6'3"	185	QB
8	8	McIntosh, Ryan	11	6'3"	185	QB/LB
9	9	McIntosh, Paul	12	6'2"	200	QB/DB
10	10	White, Lucas	12	5'10"	190	RB/DB
11	11	McIntosh, Matthew	9	5'10"	160	QB/DB
12	12	Miller, Logan	10	5'9"	155	SE/DB
13	13	Hertel, Justin	10	5'9"	170	SE/DB
14	14	Hornbrook, Jacob	10	5'8"	150	SE/DB
15	15	Davis, Christopher	9	6'1"	185	FB/LB
16	16	Claridge, Aaron	11	5'11"	170	TE/LB
17	17	Kluesner, Jacob	12	6'	145	SE/DB
18	18	Basham, Alexander	12	5'8"	145	DB
19	19	Kratochvil, Joshua	10	5'8"	150	DB
20	20	Symanski, Aaron	10	5'9"	175	LB
21	21	Mahrenholz, Matthew	12	6'4"	200	SE
22	22	Bryant, Erik	10	5'10"	160	RB/DB
23	23	Hobbs, Houston	12	6'	190	SE/DB
24	24	Haas, Joseph	10	6'	190	FB/LB
25	25	Hudson, Jeffrey	10	5'10"	180	HB/DB
26	26	Kluesner, Jordan	12	6'	165	SE/DB
27	27	Boyle, Tyler	10	5'10"	175	FB
28	28	Kassel, Brendan	10	6'	160	SE/DB
29	29	Gibson, Jacob	10	5'10"	160	FB
30	30	Waltz, Steven	12	5'7"	150	RB

Lt.	Dk.	Name	Grade	Ht.	Wt.	Pos.
31	31	Harmon, Neil	11	5'10"	180	FB
32	32	Julian, Tyler	12	6'2"	195	RB/DB
34	34	Woodget, Shane	10	6'3"	190	DE
35	35	Dimmett, Cody	10	5'10"	200	FB/LB
36	36	Hall, Orion	11	5'10"	170	FB/LB
37	37	Williams, Ryan	12	5'10"	180	FB/LB
38	38	Randall, Nicholas	10	6'	160	SE/DB
39	39	Torres, Nathaniel	10	5'10"	170	LB
40	40	Wedding, Eric	10	5'9"	150	SE/DB
41	41	Kaffenberger, Nicklaus	12	6'1"	185	FB/LB
42	42	Deig, Christopher	12	5'10"	195	FB/LB
43	43	Pickett, Donald	10	5'9"	200	FB
44	44	Williams, Jacob	10	5'9"	185	LB
45	45	Fleck, Tyler	11	5'9"	160	RB/DB
46	46	Stroud, Mason	12	5'10"	175	LB
47	47	Seyffarth, Charlie	12	5'6"	170	LB
48	48	Brinkmeyer, Evan	9	6'2"	185	TE
49	49	Parker, Jarod	12	5'10"	165	DL
50	50	Ewers, Anthony	10	6'2"	225	OL/DL
51	51	Botzum, Dustin	12	5'7"	175	OL
52	52	Murphy, Timothy	11	6'2"	225	OL
53	53	Fentress, Jeffrey	10	6'1"	205	OL/DL
54	54	Merkle, Brett	10	5'9"	190	OL/DL
55	55	Johann, Jonathan	10	6'2"	205	OL/DE
57	57	Jackson, Victor	12	5'9"	190	DL
58	58	DeVillez, Nicholas	12	5'10"	230	OL/DL
60	60	Washington, LaRon	10	6'	170	OL
61	61	Nelligan, Kyle	11	5'10"	230	OL/DL
62	62	Mattingly, Tyler	11	5'11"	225	OL/LB
63	63	Wimpelberg, Zachery	10	5'10"	215	OL/DL

Lt.	Dk.	Name	Grade	Ht.	Wt.	Pos.
65	65	Schneider, Ryan	10	6'2"	260	OL/DL
66	66	Campbell, Zachary	12	6'1"	260	OL/DL
67	67	Carnahan, Maxwell	11	6'2"	260	OL
69	69	Oglesby, James	12	6'2"	280	OL
70	70	Schmidt, Daniel	11	5'10"	205	OL/DL
71	71	Hickrod, Jacob	10	5'9"	160	OL/DL
72	72	Snoddy, Markel	11	6'2"	340	DL
73	73	Lefler, Josh	11	6'2"	250	OL/DL
74	74	Herrmann, Adam	12	5'10"	240	OL
75	75	Mullen, Stephan	10	6'2"	240	OL/DL
76	76	Kolb, Kameron	12	6'1"	260	OL
77	77	Clem, Michael	10	6'4"	340	DL
78	78	Daniel, Jordan	11	6'3"	285	OL/DL
79	79	Winiger, Joshua	12	6'1"	240	DL
80	80	Beard, Andy	10	5'9"	185	TE/LB
81	81	Parker, Stefan	11	6'	175	SE/DB
82	82	Lockyear, Niall	10	5'9"	160	SE/DB
83	83	Austin, Craig	12	6'4"	230	TE/DE
84	84	Jones, Morgan	10	6'1"	165	SE/DB
85	85	Halbig, Nickolas	10	6'1"	150	SE/DB
87	87	Baylon, Raul "JJ"	12	5'9"	160	HB/DB
88	88	Mahan, William	10	6'2"	200	TE
89	89	Rust, Kyle	10	6'3"	225	TE/DE
90	90	Emory, Andrew	10	6'1"	220	TE/DE
91	91	Dimmitt, Cuda	9	6'	175	SE/DB
92	92	Hahn, Derrick	10	6'2"	145	SE/DB
93	93	Kemp, Brandon	9	6'1"	200	OL/LB
94	94	James, Damion	9	5'10"	190	FB/LB
96	96	Moore, Stuart	10	6'2"	170	DE
99	99	Jackson, Aaron	11	6'2"	290	DT

# Evansville F.J. Reitz Panthers



## Class 4A

### Team Statistics

	F.J. Reitz	Opponents
Total Points / Points Per Game	564/40	209/15
First Downs / Per Game	261/18.64	147/10.5
Rushing Yards / Per Game	3,728/266.29	1351/96.5
Passing Yards / Per Game	2,316/165.43	1,858/132.7
Total Yards / Per Game	6,044/431.71	3,209/229
Fumbles Recovered By	-	-
Intercepted By	-	-
Total Punts / Average	26/29	62/32
Penalties / Yards	90/92	55/392



### Individual Statistics

Scoring	Games	TD	PAT / 1pt	2-Pt.	FG	TP	PPG
1. Paul McIntosh	14	30	0	2	0	184	13.1
2. Tyler Julian	14	20	0	0	0	120	8.6
3. Houston Hobbs	14	1	57	0	1	66	5.5
4. Jeff Hudson	14	10	0	0	0	62	4.3
5. Ryan McIntosh	14	8	0	0	0	48	3.4

Rushing	Games	Att.	Yds.	TD	YPG	YPC	Long
1. Paul McIntosh	14	181	1,470	31	105	8.1	74
2. Tyler Julian	14	179	1,273	18	90.2	7.1	74
3. Steve Waltz	14	25	167	1	12.8	6.7	35
4. Cody Dimmett	14	20	109	0	8.4	5.4	27
5. Nick Kaffenberger	14	18	108	1	7.7	6	20

Passing	Games	Comp.	Att.	Int.	TD	Yds.	YPG
1. Paul McIntosh	14	135	206	5	20	2,188	156.3
2. Ryan McIntosh	14	2	2	0	1	64	4.9
3. Derek Hart	14	7	25	3	1	64	4.9

Receiving	Games	Rec.	Yds.	TD	YPG	YPC	Long
1. Jeff Hudson	14	61	1,114	9	79.6	18.3	56
2. Ryan McIntosh	14	38	527	7	40.5	13.9	47
3. Tyler Julian	14	14	226	3	16.5	16.5	52
4. Slade Gander	14	12	209	2	14.9	17.4	35
5. David Sturdivant	14	5	43	0	3.3	8.6	12

Defense	Games	Tackles	For Loss	Sacks	INT	FC	FR
1. Craig Austin	14	81	5	21	1	2	2
2. Chris Deig	14	138	6	1	1	2	1
3. Kris Fischer	14	88	7	7	3	2	0
4. Zach Campbell	14	65	7	7	0	2	0
5. Mason Stroud	14	52	6	4	0	1	3

### Team Facts


**City/Town:** Evansville  
**County:** Vanderburgh  
**Superintendent:** Dr. Vince Bertram  
**Principal:** Christine Settle  
**Athletic Director:** Beth Hagan  
**Asst. Athletic Directors:** Jeremy Villines and Jon Austin  
**Head Coach:** John Hart  
**Assistant Coaches:** Gene Backes, Josh Yoder, Mike Moers, Cory Brunson, Brian Snow, Nick Hart, Jeff Long, Don Waterman, Jeff Dierlam, Jeremy Villines, Kevin Kling, Tim Shipp, Emil Fleck, Charlie Offerman, Tom Turpin, Darren Harmon  
**Student Managers:** Ryan Seib, Kyle Hicks, and Pytor Dodson  
**Offensive Formation:** Multiple  
**Defensive Formation:** 4-3  
**Colors:** Blue and Gray  
**Conference:** Southern Indiana Athletic  
**Enrollment:** 1,404  
**Last Year's Tournament:** Finished 9-4; lost to Columbus North, 35-28, in the regional championship (5A).

### Season Results (14-0)

Date	Opponent	W/L	Score
8/17	Jeffersonville	W	38-12
8/24	at Owensboro Catholic (KY)	W	40-6
8/31	Evansville Memorial	W	42-3
9/7	at Castle	W	14-11
9/14	at Evansville Central	W	40-10
9/21	at Evansville Harrison	W	55-13
9/29	at Evansville North	W	29-20
10/5	Evansville Bosse	W	47-19
10/12	Evansville Mater Dei	W	34-0
<b>Sectional</b>			
10/19	Owen Valley	W	48-13
10/26	Boonville	W	47-0
11/2	at Jasper	W	34-8
<b>Regional</b>			
11/10	Columbus East	W	61-60
<b>Semi-State</b>			
11/17	at Indpls. Cathedral	W	35-34

### State Finals History


**Runner-Up:** 1977 (3A)  
**Appearances:** 1977 (3A), 2007 (4A)



John Hart  
Head Coach

# Carmel Greyhounds

## Class 5A



Lt.	Dk.	Name	Grade	Ht.	Wt.	Pos.
1	1	Krieg, Sean	12	6-2	170	WR
2	2	Ardaiolo, Eric	11	5-11	165	WR
3	3	Cohen, Mitchell	12	5-5	145	WR
4	4	Myers, Alex	11	5-9	140	DB
5	5	Clifford, Alex	12	5-11	185	RB
6	6	Ginder, Curtis	11	5-11	145	WR
7	7	Logan, Nick	10	5-9	145	WR
8	8	Blackwell, Craig	12	5-10	197	ILB
9	9	Wagner, Taylor	11	5-8	160	WR
10	10	Broadbent, Zach	11	6-0	185	OLB
11	11	Stratford, Troy	11	5-10	175	WR
12	12	Newton, Morgan	11	6-4	220	QB
13	13	Shaffer, Adam	10	6-3	165	QB
14	14	Jenkins, Thomas	11	6-2	180	QB
15	15	Rippe, Joe	11	6-2	175	DB
16	16	Kemps, Cory	12	6-1	210	K
17	17	Beachy, Nathan	11	6-2	165	QB
18	18	Stetson, Ty	11	5-11	160	DB
19	19	Baldrige, A.J.	12	5-8	175	RB
20	20	Lewis, Ted	12	5-5	145	DB
21	21	Cates, Tyler	11	5-8	150	DB
22	22	Prichodko, Alex	12	6-1	165	DB
24	24	Varndell, Chase	10	5-10	160	DB
25	25	Moore, Jason	12	5-9	170	DB
26	26	Freytag, Kurt	11	6-2	220	FB
27	27	Sondles, Michael	12	6-2	190	TE
28	28	Purcell, Jack	10	5-9	150	DB
29	29	Hughes, Tony	11	5-11	160	DB
30	30	Taylor, Jesse	10	5-11	150	DB
31	31	Beer, Ryan	12	5-10	165	DB
32	32	Bergman, Evan	11	5-11	170	RB
33	33	O'Banion, Connor	12	6-1	210	OLB

Lt.	Dk.	Name	Grade	Ht.	Wt.	Pos.
34	34	Weyreter, Robert	11	5-11	150	OLB
35	35	Heinzelman, Scott	10	5-10	160	RB
36	36	King, Aaron	12	5-10	195	RB
37	37	Chance, Walker	10	5-7	135	TE
38	38	Fisher, Ashton	10	5-10	175	RB
39	39	Dehnke, Scott	11	6-0	165	DB
41	41	Blackburn, Skylar	12	6-0	240	FB
42	42	Shaw, Kevin	11	6-0	185	ILB
43	43	Linnemeier, Joseph	10	6-0	190	OLB
44	44	Cruz, Tyler	12	5-11	190	ILB
45	45	Lindemann, Brad	12	5-11	185	TE
46	46	Spahn, Michael	11	5-10	175	ILB
47	47	Chapman, Jordan	12	5-10	210	ILB
48	48	Purnell, Jon	11	6-2	185	OLB
49	49	Wingert, Troy	10	6-0	185	TE
50	50	Barnes, Ryan	12	6-7	297	OL
51	51	Wood, John	10	5-8	185	DL
52	52	McGowan, Brian	10	5-9	160	ILB
53	53	Bellis, Pat	11	5-11	195	OL
54	54	Evancic, Tyler	11	6-0	190	OLB
55	55	Vogel, Eric	12	5-10	210	DL
56	56	Zayed, Ahmad	11	6-1	210	LB
57	57	East, Brian	10	6-2	175	OLB
58	58	Hamaker, Joe	12	6-1	210	ILB
59	59	McCarty, Ian	12	6-0	245	DL
60	60	McMillan, Ryan	12	5-11	205	DL
61	61	Stayer, Zack	12	5-11	250	OL
62	62	Fuson, Bennett	11	6-3	260	OL
63	63	Moss, Mark	12	6-2	245	DL
64	64	Jordan, Jessee	10	5-11	136	DB
65	65	Snellenberger, Jacob	11	6-1	240	OL
66	66	Lohman, Doug	11	6-0	255	OL

Lt.	Dk.	Name	Grade	Ht.	Wt.	Pos.
67	67	Obolewicz, John	12	5-9	280	OL
68	68	Del Busto, Michael	10	6-0	180	OL
69	69	Trapkus, Blair	10	6-1	190	OLB
70	70	Pierce, Alex	11	6-6	300	OL
71	71	Barnes, Joey	11	6-0	260	OL
72	72	Steele, Matt	12	6-4	275	OL
73	73	Michel, Brooks	11	6-7	280	OL
74	74	Rundle, James	11	6-2	225	OL
75	75	Gross, James	11	6-1	220	OL
76	76	Riggs, Mason	11	6-0	285	OL
77	77	Faulkner, Cory	11	6-0	230	OL
78	78	Murt, Ryan	11	6-0	235	OL
79	79	Yost, Ryan	11	6-0	200	DL
80	80	Wright, Tyler	10	5-10	158	WR
81	81	Weghorst, Phil	11	5-7	170	DL
82	82	Reidy, John	11	5-10	155	WR
83	83	LaRosa, Jacob	12	6-2	240	TE
85	85	Schmidt, Jon	10	5-6	150	WR
86	86	Becht, Stephen	10	5-9	155	WR
87	87	Gregor, Conrad	10	6-2	205	TE
88	88	Brewer, Jordan	12	6-6	220	WR
90	90	Davis, Adam	10	6-0	190	ILB
91	91	Fowlkes, Ronnie	10	5-10	146	WR
92	92	McGinness, John	10	5-9	135	QB
93	93	Ding, Dennis	11	5-9	185	DL
94	94	Yoder, Joshua	10	5-10	190	DL
95	95	Chon, Terry	10	5-10	191	DL
96	96	Caron, Brad	10	5-9	165	RB
97	97	Robertson, Drew	10	5-7	160	ILB
98	98	Gable, Clint	10	6-1	200	DL
99	99	Na, Tae	12	6-0	220	DL

# Carmel Greyhounds

## Class 5A



### Team Statistics

	Carmel	Opponents
Total Points / Points Per Game	526 / 37.6	183 / 13.1
First Downs / Per Game	289 / 20.6	155 / 11.1
Rushing Yards / Per Game	3,554 / 253.9	1,462 / 104.4
Passing Yards / Per Game	1,959 / 139.9	1,190 / 85.0
Total Yards / Per Game	5,513 / 393.8	2,652 / 189.4
Fumbles Recovered By	5	9
Intercepted By	18	7
Total Punts / Average	33 / 35.9	67 / 34.0
Penalties / Yards	80 / 770	61 / 533



### Individual Statistics

Scoring	Games	TD	PAT / 1-Pt.	2-Pt.	FG	TP	PPG
1. Aaron King	11	18	0	0	0	108	9.8
2. Jordan Brewer	14	15	0	0	0	90	6.4
3. Kurt Freytag	14	12	0	0	0	72	5.1
4. Morgan Newton	14	11	0	0	0	66	4.7
5. Corey Kemps	14	0	60	0	1	63	4.5

Rushing	Games	Att.	Yds.	TD	YPG	YPC	Long
1. Aaron King	11	237	1400	18	127.3	5.9	80
2. Kurt Freytag	14	131	915	11	65.4	7.0	52
3. Morgan Newton	14	116	693	11	49.5	6.0	50

Passing	Games	Comp.	Att.	Int.	TD	Yds.	YPG
1. Morgan Newton	14	115	193	6	24	1806	

Receiving	Games	Rec.	Yds.	TD	YPG	YPC	Long
1. Jordan Brewer	14	48	962	15	68.7	20.0	69
2. Eric Ardaiole	8	20	223	4	27.9	11.2	44
3. Kurt Freytag	14	17	195	1	13.9	11.5	35
4. Taylor Wagner	14	13	285	3	20.4	21.9	72
5. Troy Stratford	14	13	173	1	12.4	13.3	34

Defense	Games	Tackles	For Loss	Sacks	INT	FC	FR
1. Jordan Chapman	14	142	4	2.5/11	2	0	2
2. Connor O'Banion	14	108	18	9.5/68.5	0	2	0
3. Tyler Cruz	14	108	12	2/29	1	0	2
4. Brian East	13	109	7	4.5/25	0	1	0
5. Ian McCarty	14	103	12	6/27	0	1	0

### Team Facts

**City/Town:** Carmel  
**County:** Hamilton  
**Superintendent:** Dr. Barbara Underwood  
**Principal:** John Williams  
**Athletic Director:** Jim Inskeep  
**Asst. Athletic Director:** Bruce Wolf  
**Head Coach:** Mo Moriarity  
**Assistant Coaches:** Andrew Byers, John Hebert, Sean Hogan, Rob Holman, Jason Hicks, Gabe Johnson, Vic Martin, Jim McKenzie, Mike Meyer, Pete O'Hara, Wes Page, Jed Richman, Brian Spillbeler, Toby Steele, Sid Swartzendruber  
**Student Managers:** Jamelynn Callahan, Griffin Frank, Megan Kimble, Nick Matson, Samantha Rivest  
**Offensive Formation:** Multiple  
**Defensive Formation:** 3-4  
**Colors:** Royal Blue and Gold  
**Conference:** Metropolitan Interscholastic  
**Enrollment:** 4,150  
**Last Year's Tournament:** Finished 12-3; lost to Warren Central, 35-14, in state championship game

### Season Results (12-2)

8/17 Indianapolis Cathedral W 28-21  
 8/25 Kokomo W 42-3  
 8/31 Center Grove (2OT) L 31-32  
 9/7 at Terre Haute South W 37-0  
 9/14 Lawrence North W 48-7  
 9/21 at North Central (Indpls.) W 41-14  
 9/28 Warren Central W 42-35  
 10/5 Terre Haute North W 49-7  
 10/12 at Ben Davis L 27-28

#### Sectional

10/19 at Anderson W 49-6  
 10/26 at Noblesville W 28-7  
 11/2 Harrison (West Lafayette) W 49-7

#### Regional


11/9 at Fort Wayne Snider W 20-3

#### Semi-State

11/16 Merrillville W 35-13

### State Finals History


**State Champion:** (5) 1978 (3A), 1980 (3A), 1981 (3A), 1986 (5A), 1989 (5A)  
**Runner-Up:** (2) 1975 (3A), 2006 (5A)  
**Appearances:** (8) 1975 (3A), 1978 (3A), 1980 (3A), 1981 (3A), 1986 (5A), 1989 (5A), 2006 (5A), 2007 (5A)



Mo Moriarity  
Head Coach

# Pike Red Devils

## Class 5A



Lt.	Dk.	Name	Grade	Ht.	Wt.	Pos.
1	1	Davis, Jay	12	5-10	175	DB
2	2	Miller, Kevin	12	5-4	150	RB
3	3	Turner, Jeremy	12	6-1	190	WR
5	5	Taylor, Ryan	12	5-10	190	RB
6	6	Tate, Anthony	12	5-9	150	DB
7	7	Sullivan, Caleb	11	5-9	170	WR
8	8	Hunter, Sam	10	5-9	150	QB
9	9	Hunter, Marquis	11	6-0	150	WR
10	10	Cobb, Charles	11	5-4	145	RB
11	11	Shelton, Aaron	12	6-0	180	DB
12	12	Tyler, Dakotah	11	6-1	205	DB
13	13	Corey, Charles	12	6-0	180	RB
14	14	Lewis, Dyjuan	10	6-3	185	WR
15	15	Carpenter, Josh	12	6-1	175	QB
16	16	Hall, Terrae	12	6-1	175	WR
17	17	Ehret, Troy	10	5-8	150	DB
18	18	Meeks, Trevor	11	5-8	140	WR
19	19	Kitcoff, Grant	9	6-0	150	QB
20	20	Lewis, Kevin	11	5-7	135	DB
21	21	Quarles, Steven	12	6-1	150	OLB
22	22	Spearman, Ladedric	12	6-1	180	ILB
23	23	Williams, David	10	5-8	150	DB
24	24	Smith, Troy	11	5-11	170	DB
25	25	Coleman, Chris	11	5-9	160	DB
26	26	Keglar, Steven	12	5-10	175	DB
27	27	Ward, Brian	12	5-8	175	OLB
28	28	Shively, Parris	11	5-8	185	RB
29	29	Dunn, Sylvester	11	5-8	150	WR
30	30	Wallace, Brandon	10	5-4	170	ILB
31	31	Martin, Robert	12	6-2	225	ILB
32	32	Cobb, Michael	10	5-9	185	DB
34	34	Robinson, Marcus	12	5-10	180	RB

Lt.	Dk.	Name	Grade	Ht.	Wt.	Pos.
35	35	Hanks, Broderic	12	6-2	225	TE
36	36	Flemings, Kendall	12	6-1	180	DB
37	37	Moore, Devon	10	5-9	160	OLB
38	38	Kerr, Taylor	9	5-9	155	K
39	39	Moon, Elijah	12	6-0	205	OLB
40	40	Martin, Steffon	10	6-2	205	ILB
41	41	Allen, Lamont	12	6-0	160	DB
42	42	Rogers, Colton	10	6-2	185	DB
43	43	Williams, Travis	10	5-9	185	OLB
44	44	Riley, Blake	10	6-0	180	ILB
45	45	Miller, Kyle	10	5-6	140	DB
46	46	Sanders, Alex	12	6-3	210	TE
47	47	Caruthers, Austin	12	6-1	210	DL
49	49	Cole, Ellis	12	6-4	235	OLB
50	50	Hodge, Michael	11	6-1	215	DL
51	51	Mays, Dorian	11	6-0	200	DL
52	52	Ricker, Darrell	12	5-10	230	ILB
53	53	Johnson, Barry	11	5-8	180	OLB
54	54	Tecele, Nahem	11	6-0	185	DL
55	55	Rangel, Gube	11	6-0	215	OL
56	56	Anderson, Andre	11	5-8	175	OLB
57	57	Maxey, Aaron	10	6-0	200	OL
58	58	Nicholason, Carlos	10	5-9	175	DL
59	59	Grant, Allen	12	5-11	250	OL
60	60	Moncrief, Evan	10	6-2	210	DL
62	62	Wagner, Earnest	11	5-11	265	OL
63	63	Lawson, DJ	10	6-0	210	OL
64	64	Moore, Lenell	11	6-3	270	OL
65	65	Richardson, Jonathon	10	6-2	230	OL
66	66	Boateng, Dennis	12	6-0	230	DL
67	67	Weber, Kenny	12	6-5	305	OL
68	68	Rhodes, Herschel	10	5-6	150	OLB

Lt.	Dk.	Name	Grade	Ht.	Wt.	Pos.
69	69	Cureton, Andre	11	6-6	285	OL
70	70	Hardy, rod	12	6-1	300	DL
71	71	Reeves, Jay	10	6-0	230	OL
72	72	Dale Jr., William	12	6-2	245	DL
73	73	Slaughter, Dequan	10	6-0	250	OL
74	74	Robinson, Patrick	10	6-4	230	OL
75	75	Taylor, Tyroan	12	6-1	245	OL
76	76	Lowry, Cameron	12	6-6	265	OL
78	78	Maxey, Curtis	12	6-0	300	DL
79	79	Slaughter, Duane	11	6-1	255	OL
80	80	Shelton, Michael	10	6-0	150	WR
81	81	McClung, Anthony	10	5-10	135	WR
82	82	Reeves, Chris	10	5-8	140	WR
83	83	Johnson, Dominique	10	5-8	140	WR
84	84	Chapman, Marcus	12	5-10	165	WR
85	85	Simmons, David	10	5-9	140	WR
86	86	Birdson, Brandon	12	5-10	170	WR
87	87	Walker, Allen	12	5-10	170	WR
88	88	Witty, Kendal	10	6-1	150	WR
89	89	Felder, Javon	11	5-8	145	WR
90	90	Guyinn, Morgan	10	6-0	140	WR
91	91	McIntyre, Jon	10	5-11	170	TE
92	92	Edmonds, James	10	5-9	190	DL
93	93	Weber, Dustin	12	6-1	230	DL
94	94	Daniel, Nathan	10	6-9	175	DL
95	95	Moreland, Anthony	12	6-3	220	DL
96	96	Bell, Anthony	10	5-9	200	DL
97	97	Offutt, Keith	10	6-1	155	DB
98	98	Medley, Fred	12	6-1	225	TE
99	99	Pauloski, Chris	11	6-2	180	K



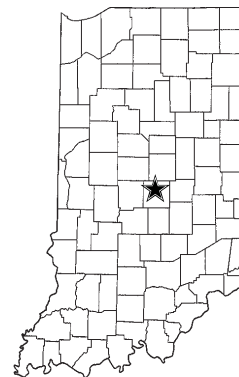
# Pike Red Devils

## Class 5A



### Team Statistics

	Pike	Opponents
Total Points / Points Per Game	387 / 27.6	150 / 10.7
First Downs / Per Game	205/14.6	-
Rushing Yards / Per Game	2869 / 204.9	1121 / 80.1
Passing Yards / Per Game	2399 / 171.4	1271 / 90.8
Total Yards / Per Game	5268 / 376.3	2392 / 170.9
Fumbles Recovered By	14	-
Intercepted By	19	12
Total Punts / Average	37 / 32.9	-
Penalties / Yards	-	-



### Individual Statistics

Scoring	Games	TD	PAT / 1-Pt.	2-Pt.	FG	TP	PPG
1. Ryan Taylor	14	13	0	1	0	80	5.7
2. Dustin Weber	14	0	33 / 38	0	4/8	47	3.4
3. Jeremy Turner	14	7	0	1	0	44	3.1
4. Marcus Robinson	14	7	0	0	0	42	3.0
5. Alex Sanders	14	6	0	2	0	40	2.9

Rushing	Games	Att.	Yds.	TD	YPG	YPC	Long
1. Ryan Taylor	14	222	1582	13	111.3	7.1	77
2. Marcus Robinson	14	114	690	7	49.3	6.1	58
3. Dakotah Tyler	14	30	224	2	16.0	7.5	65
4. Josh Carpenter	14	61	143	3	8.4	2.3	28

Passing	Games	Comp.	Att.	Int.	TD	Yds.	YPG
1. Josh Carpenter	14	146	265	11	22	2338	167
2. Dakotah Tyler	14	1	2	0	1	37	2.6

Receiving	Games	Rec.	Yds.	TD	YPG	YPC	Long
1. Jeremy Turner	14	43	664	7	47.4	15.4	43
2. Brandon Birdsong	14	23	417	4	29.8	18.1	63
3. Dyjuan Lewis	14	28	408	4	29.1	14.6	46
4. Alex Sanders	14	20	370	6	26.4	18.5	76
5. Tre Hall	14	21	356	3	25.4	17.0	38

Defense	Games	Tackles	For Loss	Sacks/Yards	INT	FC	FR
1. Robert Martin	13	108	15	4 / 43	0	2	1
2. Darrell Ricker	14	107	6	0 / 0	1	1	2
3. Dakotah Tyler	14	76	3	0 / 0	0	0	1
4. William Dale, Jr.	14	70	27	12 / 106	0	3	2
5. Kendall Flemings	14	63	1	0 / 0	6	0 / 0	0
6. Rod Hardy	14	57	10	3 / 35	0	0 / 0	2

### Team Facts

City/Town: Indianapolis  
 County: Marion  
 Superintendent: Nathaniel Jones  
 Principal: Debra Jacobs and Shawn Smith  
 Athletic Director: Steve Stocker and James Perkins  
 Asst. Athletic Director: Russ Lush  
 Head Coach: Derek Moyers  
 Assistant Coaches: Randy Hudgins, Pat Echeverria, Eric Parquet, Sean Rice, Eric Craig, Michael Ryan, Johnathan Grismore, Geneo Riley, Chris Radican, Marty Hinojosa, Duboris Dickerson, Brad Hinkle, Antonio Pryor, Jayson Harvey, John Tharp, Jake Vipperman, Corey Arnold, Chuck Sorrell, Aaron Morehead  
 Student Managers: Amber Anderson, Crystal Smith, Aminata Diallo, Eric Whitehead, Mariah West, Brionna Davis-Reyes  
 Offensive Formation: Spread  
 Defensive Formation: 3-4  
 Colors: Red and White  
 Conference: Conference Indiana  
 Enrollment: 2,877  
 Last Year's Tournament: Finished 7-5; lost to Ben Davis, 41-0, in sectional championship game.

### Season Results (14-0)

Date	Opponent	W/L	Score
8/17	North Central (Indpls.)	W	26-10
8/25	at Decatur Central	W	24-23
8/31	Southport	W	21-7
9/7	at Lawrence Central	W	41-3
9/14	at Bloomington North	W	36-10
9/21	Columbus North	W	33-14
9/28	at Bloomington South	W	27-7
10/5	at Perry Meridian	W	38-13
10/12	Franklin Central	W	30-17

### Sectional

10/19	Indianapolis Arsenal Tech.	W	41-0
10/26	at Ben Davis	W	20-12
11/2	Franklin Central (OT)	W	17-14

### Regional

11/9	at Hamilton Southeastern	W	13-6
------	--------------------------	---	------

### Semi-State

11/16	Columbus North	W	20-14
-------	----------------	---	-------

### State Finals History

First Appearance



Derek Moyers  
Head Coach