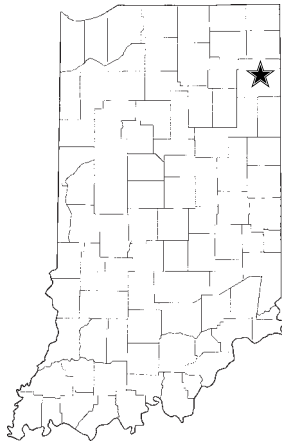


Blackhawk Christian Braves

Class A



Team Facts

Town/City: Fort Wayne
 County: Allen
 Superintendent: Dr. Sam Barfell
 Principal: Tom Hopewell
 Athletic Director: Steve Wild
 Asst. Athletic Director: Tanna Merrell
 Head Coach: Mark Harmon
 Assistant Coaches: Jim Sickafoose, Dan Opliger, Jeff Kubly, Matt Harmon
 Nickname: Braves
 School Colors: Blue & Gold
 Conference: Independent
 Enrollment: 230
 Last Year's W-L Record: 21-9

2006 Results (24-2)

Date	Opponent	W/L	Score
4/11	at Lakewood Park Christian	W	17-1 (5)
4/15	Churubusco	W	7-6
4/15	Churubusco	W	12-1 (5)
4/18	at Homestead	W	2-1
4/21	Garrett	W	7-1
4/22	Hamilton	W	12-2 (5)
4/22	Lakeland	W	6-0
4/24	at Woodlan	W	10-0 (5)
4/26	Fort Wayne Bishop Dwenger	L	7-0
4/27	at Fort Wayne Canterbury	W	10-0 (5)
5/6	vs. Lapel	W	7-3
5/6	vs. Frankton	W	5-1
5/8	at Fort Wayne Bishop Luers	L	5-4 (8)
5/16	at Leo	W	12-5
5/18	at Fort Wayne Snider	W	6-1
5/20	Bethany Christian	W	7-0
5/20	Bethany Christian	W	9-3
5/22	at Southern Wells	W	13-0 (5)
5/23	Fort Wayne Northrop	W	12-11
5/25	Adams Central	W	9-6
Bethany Christian Sectional			
5/29	Hamilton	W	19-0 (5)
5/30	Bethany Christian	W	11-0 (5)
6/3	Elkhart Christian	W	3-0
Daleville Regional			
6/6	Wes-Del	W	3-0
Kokomo Semi-State			
6/10	South Central (Union Mills)	W	6-5
6/10	Frontier	W	3-1



First Row: Mitchell Baxter, Mark Rinehart, Stryker Salyer, Joseph Doust, Jordan Ash, Alex Johanningsmeier, Micah Ehmke; Second Row: Ast. Dan Opliger, Jeremy Sherrill, Brandon Young, Ryan Schnurr, Jordan Friesen, Cullen McLeod, Brock Reilley, Ast. Jim Sickafoose; Third Row: David Ehmke, Jon Ringenberg, Coach Mark Harmon, Andrew Nelson, Jordan Ryan.

Team Roster

Lt.	Dk.	Name	B/T	Ht.	Pos.	Gr.	AB	H	R	RBI	2B	3B	HR	Avg.
1	1	Jordan Ryan	R/R	6-0	OF	11	3	1	3	1	0	0	0	.333
2	2	Stryker Salyer	R/R	5-10	C	9	65	21	12	15	7	0	3	.323
5	5	Joseph Doust	R/R	5-10	C	10	41	11	4	6	2	0	0	.268
6	3	Jeremy Sherrill	R/R	5-10	C	9	4	1	1	0	1	0	0	.250
8	8	Jordan Friesen	L/L	6-0	LF	10	48	9	11	6	1	0	0	.188
10	18	Jon Ringenberg	R/R	6-2	P/IF	11	81	39	28	27	10	1	1	.481
11	11	Jordan Ash	R/R	5-7	2B	11	43	14	13	8	1	0	0	.326
14	15	Ryan Schnurr	L/R	5-10	OF	10	1	0	0	0	0	0	0	.000
20	20	Andrew Nelson	R/R	6-1	SS/P	12	69	19	25	18	7	0	1	.275
21	21	Brandon Young	R/L	6-0	CF/P	12	95	42	36	19	7	1	3	.432
22	7	Mark Rinehart	R/R	5-6	OF	10	5	1	2	2	0	0	0	.200
24	24	Brock Reilley	L/L	6-0	1B/P	9	82	24	28	22	7	2	1	.293
25	4	Mitchell Baxter	R/R	5-7	IF	9	11	2	5	0	0	0	0	.182
27	41	Alex Johanningsmeier	L/L	5-11	RF	12	65	20	18	16	4	0	3	.308
30	17	Cullen McLeod	R/R	6-0	OF	9	18	5	6	1	1	0	0	.278
35	23	Micah Ehmke	R/R	5-7	C	9	3	0	0	0	0	0	0	.000
37	44	David Ehmke	R/R	6-1	3B/P	11	83	29	16	26	9	2	0	.349
Totals							717	237	212	168	57	6	12	.331

Pitchers


Lt.	Dk.	Name	W-L	ERA	GS	GC	SV	IP	BF	H	R	ER	BB	SO	HB
10	18	Jon Ringenberg	8-0	1.14	9	8	2	61.2	231	33	16	10	10	103	5
21	21	Brandon Young	6-0	0.39	9	6	0	36.1	152	21	9	2	16	41	6
37	44	David Ehmke	5-2	2.78	6	4	0	40.1	181	45	23	16	16	41	6
27	41	Alex Johanningsmeier	1-0	0.72	2	0	0	9.2	43	6	6	1	7	4	1
24	24	Brock Reilley	2-0	0.70	2	0	0	10.0	42	6	2	1	3	5	2
Totals			22-2	1.33	28	18	0	158.0	649	111	56	30	52	194	20



Mark Harmon
67-20, 3rd Year

State Finals History

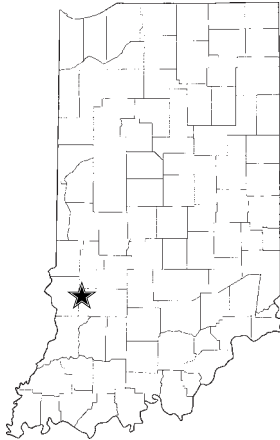
State Champion: 2002 (A), 2005 (A)
 Appearances: 2002 (A), 2005 (A), 2006 (A)



Shakamak Lakers



Class A



Team Facts

Town/City: Jasonville
 County: Greene
 Principal: Vanessa Hodge
 Athletic Director: Brent Anderson
 Head Coach: Chip Sweet
 Assistant Coaches: Matt Fougerousse, Keith Myers
 Student Manager: Bobby Slover
 Nickname: Lakers
 School Colors: Columbia Blue & White
 Conferences: Southwest Indiana, Tri-River
 Enrollment: 292
 Last Year's W-L Record: 19-8

2006 Results (24-7)

Date	Opponent	W/L	Score
3/30	Cloverdale	W	10-4
4/1	at Riverton Parke	L	5-2
4/5	at Terre Haute North	L	16-3 (5)
4/11	North Knox	W	10-0 (5)
4/12	Northview	L	8-6
4/17	at Clay City	W	13-2 (6)
4/19	at N. Central (Farmersburg)	L	8-7
4/20	Vincennes Rivet	W	12-2 (5)
4/24	at Union (Dugger)	W	14-2 (6)
4/25	Eastern Greene	W	7-2
4/27	Turkey Run	W	10-1
5/1	Vincennes Lincoln	L	6-0
5/2	Sullivan	W	4-2
5/3	at Eminence	W	13-1 (5)
5/5	Loogootee	W	11-1 (6)
5/6	at Linton-Stockton	W	6-1
5/11	at Bloomfield	W	4-0
5/13	vs. Hamilton County (Ill.)	W	5-2
5/13	at Princeton	W	6-0
5/17	Terre Haute South	L	11-7
5/18	at Bedford North Lawrence	L	3-1
5/20	Rockville	W	5-1
5/20	Rockville	W	14-4 (6)
5/20	at North Daviess	W	11-3
5/22	White River Valley	W	9-0
5/25	Owen Valley	W	11-0 (5)
Shakamak Sectional			
6/1	White River Valley	W	25-3 (5)
6/2	Clay City	W	12-1 (6)
Riverton Parke Regional			
6/6	Rockville	W	9-5
Avon Semi-State			
6/10	Tecumseh	W	6-2
6/12	Hauser	W	8-7



First Row: Drew Sanders, Cory Deschamp, Derrick Bennett, Brent Ferree, Timothy Betts, Anthony Witt, Derek Collins, Josh Horton, Travis Harris, Josh Sweet, Mgr. Bobby Slover; Second Row: Ast. Matt Fougerousse, Ben Grissom, Jordan Borders, Luke McKinley, Ryan Wilson, Jared Rehmel, Steven McNabb, Jaret May, Tyler Utterback, Justin Cox, John Irons, Ridge Inman, Ast. Keith Myers, Coach Chip Sweet.

Team Roster

Lt.	Dk.	Name	B/T	Ht.	Pos.	Gr.	AB	H	R	RBI	2B	3B	HR	Avg.
1	1	Josh Sweet	L/R	5-11	2B	12	61	18	20	12	3	0	1	.295
2	2	Anthony Witt	R/R	5-7	OF	10	2	0	0	0	0	0	0	.000
3	3	Derek Collins	L/L	5-9	LF	12	90	28	23	23	7	0	0	.311
4	4	Jared Rehmel	L/L	5-11	CF/1B	12	104	44	43	29	9	3	2	.423
5	5	Drew Sanders	R/R	5-9	OF	9	0	0	0	0	0	0	0	.000
6	6	Ridge Inman	L/L	6-1	1B/P	11	94	37	35	28	9	0	1	.394
7	7	Derrick Bennett	R/R	5-11	IF	10	5	0	0	1	0	0	0	.000
8	8	Brent Ferree	R/R	5-8	OF	12	15	8	6	3	0	0	0	.533
9	9	Cory Deschamp	R/R	5-9	IF	9	0	0	0	0	0	0	0	.000
10	10	Josh Horton	R/R	5-11	C	10	3	1	0	1	0	0	0	.333
12	12	Timothy Betts	R/R	5-10	IF	10	50	15	12	8	4	0	0	.300
13	13	Luke McKinley	L/L	6-0	OF	10	5	0	0	0	0	0	0	.000
14	14	Ben Grissom	R/R	6-2	RF	10	82	30	33	20	7	4	3	.366
17	17	Travis Harris	R/R	5-11	P/IF	10	1	0	0	0	0	0	0	.000
18	18	Jaret May	R/R	6-2	P/IF	10	10	5	1	3	0	1	0	.500
19	19	Ryan Wilson	L/L	6-0	P/OF	12	95	31	22	21	3	0	1	.326
21	21	Steven McNabb	L/R	6-1	C	11	90	38	30	39	9	1	5	.422
22	22	Tyler Utterback	R/R	6-4	SS/P	11	84	21	27	10	1	0	0	.250
23	23	Justin Cox	R/R	6-2	3B/P	10	51	13	7	14	5	0	0	.255
24	24	John Irons	L/L	6-0	IF	11	12	2	2	1	0	0	0	.167
25	25	Jordan Borders	R/R	6-2	OF	9	0	0	0	0	0	0	0	.000
Totals							855	291	261	213	57	9	13	.340

Pitchers

Lt.	Dk.	Name	W-L	ERA	GS	GC	SV	IP	BF	H	R	ER	BB	SO	HB
19	19	Ryan Wilson	7-4	4.38	14	1	0	62.1	291	60	43	39	37	87	7
6	6	Ridge Inman	7-1	2.16	7	5	1	55.0	227	39	20	17	12	72	4
23	23	Justin Cox	4-2	2.33	4	3	0	33.0	143	26	16	11	12	30	4
22	22	Tyler Utterback	3-0	1.85	2	1	1	22.2	92	14	8	6	8	19	0
4	4	Jared Rehmel	2-0	5.56	2	0	0	11.1	58	13	10	9	9	16	1
18	18	Jaret May	0-0	3.50	0	0	0	4.0	16	2	2	2	1	7	1
21	21	Steven McNabb	1-0	1.75	1	0	0	4.0	14	1	1	1	1	4	1
Totals			24-7	3.14	30	10	3	196.1	860	159	103	88	82	240	18



Chip Sweet
 267-136, 16th Year

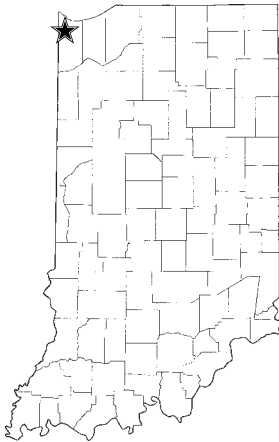
State Finals History

Runner-Up: 2004 (A)
 Appearances: 2002 (A), 2004 (A), 2006 (A)



Hammond Bishop Noll Warriors

Class 2A



Team Facts

Town/City: Hammond
 County: Lake
 Superintendent: Kim Pryzbylski, PhD
 Principal: Scott Fech
 Athletic Director: Ed Hreha
 Head Coach: Dave Griffin
 Assistant Coaches: Paul Wirtz, Paul Savickis, Everardo Pena, Carlos Pena, Kurt Bentley
 Nickname: Warriors
 School Colors: Blue & Gold
 Conference: Lake Athletic Conference
 Enrollment: 421
 Last Year's W-L Record: 12-19

2006 Results (22-11)

Date	Opponent	W/L	Score
4/4	Lake Central	L	6-4
4/5	at Illiana Christian (Ill.)	L	5-3
4/6	at Chesterton	W	11-2
4/7	Michigan City	L	18-14
4/10	Munster	L	7-4
4/12	at Andean	W	14-7
4/17	Lowell	W	14-4
4/19	Highland	L	17-6
4/21	at Griffith	L	4-3
4/22	at Hobart	W	4-3
4/24	Kankakee Valley	W	9-4
4/26	at Munster	L	12-2
4/28	Andean	W	3-2
5/1	Hobart	W	2-1
5/2	Hammond Gavitt	W	10-3
5/3	at Lowell	W	8-1
5/5	at Highland	L	3-1
5/6	at Carroll (Fort Wayne)	L	13-3
5/6	at Morgan Township	W	10-0
5/8	at Griffith	L	12-2
5/10	at Kankakee Valley	W	10-0
5/14	Michigan City Marquette	W	7-3
5/16	Hammond Gavitt	W	10-0
5/18	Hammond Clark	W	5-3
5/20	Munster	W	9-5
5/20	at Andean	W	17-5
5/22	Hammond Morton	W	4-2
5/24	at Merrillville	L	3-0
Wheeler Sectional			
5/31	Wheeler	W	11-4
6/2	Boone Grove	W	12-1
Hammond Bishop Noll Regional			
6/6	North Judson	W	3-1
Glenn Semi-State			
6/12	Oak Hill	W	11-5
6/12	Northfield	W	4-2



First Row: Ast. Everardo Pena, Josh Pelletier, Salvador Bolanos, Jon Cardenas, Jim Bowers, Dan Faulkner, Pat Ramker, Trevor Lee, Ast. Paul Savickis; Second Row: Ast. Carlos Pena, Sam Krucek, Jim Flores, Andy Markowitz, Brandon Martin, Obed Perez, Bobby Spoor, Ast. Paul Wirtz, Ast. Kurt Bentley; Third Row: Coach Dave Griffin, Andrew Ramker, Carlos Velez, Jake Pelletier, Ben Jones, Dan Wagner, John Mullaney, Nick Milosavljevic.

Team Roster

Lt.	Dk.	Name	B/T	Ht.	Pos.	Gr.	AB	H	R	RBI	2B	3B	HR	Avg.
1	1	Jon Cardenas	R/R	5-7	SS	12	100	25	25	13	2	0	0	.294
2	2	Jim Flores	R/L	5-10	P/OF	12	5	1	0	0	0	0	0	.200
3	3	John Mullaney	R/R	5-10	C	9	0	0	0	0	0	0	0	.000
4	4	Sam Krucek	R/R	5-7	SS/2B	11	11	2	1	0	0	0	0	.222
5	5	Salvador Bolanos	R/R	5-8	2B/OF	12	128	40	29	14	10	1	0	.363
6	6	Carlos Velez	R/R	6-4	OF/P	12	0	0	0	0	0	0	0	.000
7	7	Obed Perez	R/R	5-10	OF/C	12	2	0	0	1	0	0	0	.000
8	8	Trevor Lee	R/R	5-10	LF/P	12	68	17	10	8	3	2	1	.303
9	9	Dan Wagner	L/L	5-10	1B/P	12	43	8	8	5	0	0	0	.226
10	10	Jim Bowers	L/R	5-11	RF/P	12	114	41	24	30	11	0	3	.379
11	11	Jake Pelletier	R/R	6-1	3B/P	11	112	33	25	16	7	0	2	.314
12	12	Pat Ramker	R/R	6-4	CF/P	12	89	15	15	10	1	0	0	.194
13	13	Dan Faulkner	R/R	6-4	P/2B	12	123	37	32	32	14	0	6	.402
14	14	Josh Pelletier	R/R	5-10	C	11	114	31	27	24	5	1	0	.310
15	15	Brandon Martin	R/R	5-10	P	9	0	0	0	0	0	0	0	.000
16	16	Bobby Spoor	R/R	5-10	3B	10	8	3	2	2	0	0	0	.375
17	17	Andrew Ramker	R/R	5-11	2B	9	0	0	0	0	0	0	0	.000
18	18	Ben Jones	R/R	6-1	OF	10	50	12	12	4	1	0	0	.278
24	24	Nick Milosavljevic	R/R	6-4	1B/P	12	81	22	18	19	2	0	3	.338
25	25	Andy Markowitz	R/R	5-10	P/SS	11	2	0	0	0	0	0	0	.000
Totals							1050	287	228	178	56	4	15	.313

Pitchers


Lt.	Dk.	Name	W-L	ERA	GS	GC	SV	IP	BF	H	R	ER	BB	SO	HB
13	13	Dan Faulkner	5-3	1.52	8	7	1	55.0	-	33	21	12	25	81	6
2	2	Jim Flores	6-4	5.32	10	7	0	46.0	-	60	47	35	30	53	4
10	10	Jim Bowers	6-0	2.70	5	5	0	51.2	-	32	27	20	27	52	2
Totals			17-7	3.07	23	19	1	152.2	-	125	95	67	82	186	12



Dave Griffin
 105-76, 6th Year

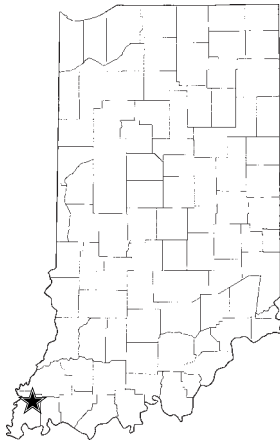
State Finals History

State Champion: 1968, 2004 (2A)
 Appearances: (5) 1968, 1975, 1984, 2004 (2A), 2006 (2A)



North Posey Vikings

Class 2A



Team Facts

Town/City: Poseyville
 County: Posey
 Superintendent: John Wood
 Principal: Linda Crick
 Athletic Director: Virgil Ferguson
 Head Coach: Mike Swartzentruber
 Assistant Coaches: Jamie Hensley, Greg Schmitt, Chris Barker, Derek Wiggins
 Student Managers: Seth Ladley, Erick Voelker
 Nickname: Vikings
 School Colors: Red, Black, & White
 Conference: Pocket Athletic Conference
 Enrollment: 532
 Last Year's W-L Record: 27-8

2006 Results (25-8)

Date	Opponent	W/L	Score
3/28	vs. Moline (Ill.)	L	7-4
4/3	at South Spencer	L	8-6
4/4	Evansville Mater Dei	W	18-8 (6)
4/10	at Evansville North	L	6-5
4/11	at Heritage Hills	W	11-3
4/15	at Mount Vernon	L	10-8
4/15	at Mount Vernon	L	4-3
4/19	at Southridge	W	12-1 (6)
4/21	at Princeton	W	4-2
4/22	South Knox	W	12-2 (6)
4/24	Grayville (Ill.)	W	12-2 (6)
4/25	at Gibson Southern	W	3-1
4/27	at Tecumseh	W	4-3 (8)
4/28	at Mt. Carmel (Ill.)	W	14-5
4/29	Tell City	W	7-2
5/2	Oakland City Wood Mem.	W	10-0 (5)
5/3	at Evansville Central	L	18-7 (6)
5/8	Pike Central	L	2-1
5/9	North Knox	W	11-6
5/12	Evansville Memorial	W	4-3
5/13	vs. Silver Creek	W	5-1
5/13	at Forest Park	L	2-1
5/16	Tecumseh	W	11-1 (5)
5/23	Vincennes Lincoln	W	3-2
5/24	Gibson Southern	W	3-2
5/26	Paoli	W	14-0 (5)
5/26	Paoli	W	12-1 (5)
South Spencer Sectional			
5/29	Tell City	W	14-2 (5)
5/31	Southridge	W	4-0
6/2	South Spencer	W	2-0
Mitchell Regional			
6/6	Mitchell	W	10-0 (5)
Southridge Semi-State			
6/10	South Ripley	W	11-1 (5)
6/10	Park Tudor	W	16-6 (6)



First Row: Ast. Derek Wiggins, Ryan Bazan, Ryan Neumann, Jason Warford, Ryan Schmitt, Jake Voegel, Josh Melliff, Braxton Williams, Brock Wenderoth; Second Row: Ast. Jamie Hensley, Coach Mike Swartzentruber, Adam Nix, Eric Beckerle, Jared Baehl, Justin Esche, Ryan Kerney, Robert Johnson, Ast. Chris Barker, Ast. Greg Schmitt; Not pictured: Ast. Marv Redman, Adam Schroeder, Derek Reidford, Nick Voegel, Kyle Schmitt, Kent Schmitt.

Team Roster

Lt.	Dk.	Name	B/T	Ht.	Pos.	Gr.	AB	H	R	RBI	2B	3B	HR	Avg.
1	1	Ryan Schmitt	R/R	5-10	P/2B	11	30	8	10	2	0	0	0	.267
2	2	Aaron Neufelder	R/R	5-8	OF	11	1	0	0	0	0	0	0	.000
3	3	Jake Voegel	R/R	5-9	CF	12	90	32	28	15	7	0	2	.356
4	4	Adam Nix	R/R	5-9	C	12	75	21	14	2	0	0	0	.280
5	5	Robert Johnson	R/R	5-10	RF	12	88	37	32	28	5	2	8	.420
6	6	Braxton Williams	R/R	5-11	2B	10	83	27	24	15	2	1	0	.325
7	7	Josh Melliff	R/L	5-11	OF/P	11	2	1	4	1	0	0	0	.500
9	9	Nick Voegel	R/R	5-8	2B	10	10	1	2	2	0	0	0	.100
10	10	Justin Esche	L/R	6-3	DH/1B	12	76	19	13	11	3	0	0	.250
11	11	Kyle Schmitt	R/R	6-0	OF/P	10	6	1	0	1	0	0	0	.167
12	12	Brock Wenderoth	R/R	5-11	LF	12	90	37	22	27	5	1	4	.411
13	13	Jared Baehl	R/R	6-2	P/3B	12	103	41	32	49	6	2	11	.398
16	23	Derek Reidford	L/L	5-10	1B/P	10	0	0	0	0	0	0	0	.000
17	17	Jason Warford	R/R	6-1	C	11	7	1	1	1	0	0	0	.143
18	18	Adam Schroeder	R/R	6-0	3B/P	10	48	14	18	5	3	1	0	.292
19	16	Mike Poe	R/R	5-9	C/OF	9	2	1	0	1	0	0	0	.500
20	20	Ryan Neumann	R/R	6-2	SS/P	11	94	31	28	18	6	0	2	.330
21	19	Kent Schmitt	R/R	6-1	P/OF	10	4	1	2	1	0	0	0	.250
22	22	Ryan Kerney	R/R	6-2	1B/P	12	19	4	5	7	0	0	1	.211
23	23	Eric Beckerle	R/R	6-4	1B/OF	11	4	2	0	1	0	0	0	.500
Totals							832	279	236	200	43	7	28	.335

Pitchers

Lt.	Dk.	Name	W-L	ERA	GS	GC	SV	IP	BF	H	R	ER	BB	SO	HB
13	13	Jared Baehl	8-3	2.64	9	7	0	58.1	264	63	32	22	12	72	4
22	22	Ryan Kerney	7-3	1.88	8	7	1	59.2	248	48	28	16	18	37	8
1	1	Ryan Schmitt	5-0	3.75	5	3	0	28.0	122	32	17	15	7	14	0
20	20	Ryan Neumann	3-2	3.54	5	3	0	31.2	139	48	22	16	8	30	0
18	18	Adam Schroeder	2-0	0.00	2	2	0	10.0	32	2	0	0	0	12	0
21	19	Kent Schmitt	0-0	7.00	0	0	0	5.0	22	5	5	5	1	4	1
6	6	Braxton Williams	0-0	14.00	0	0	0	2.0	14	5	5	4	1	1	0
Totals			25-8	2.80	29	22	1	194.2	841	203	109	78	47	170	13



Mike Swartzentruber
 182-109, 10th Year

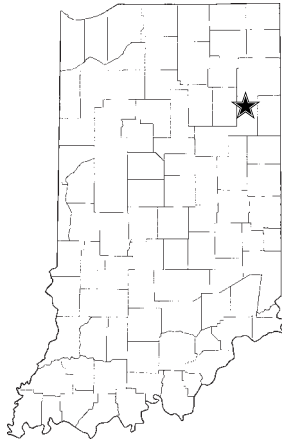
State Finals History

State Champion: 2005 (2A)
 Appearances: 2000 (2A), 2005 (2A), 2006 (2A)



Norwell Knights

Class 3A



Team Facts

Town/City: Ossian
 County: Wells
 Superintendent: Gina Berridge
 Principal: Greg Mohler
 Athletic Director: Eric Morgan
 Head Coach: Kelby Weybright
 Assistant Coaches: Kurt Gray, Doc Weybright, Dave Goodmiller, Travis McClure, Brad Gehring
 Nickname: Knights
 School Colors: Blue & Gold
 Conference: Northeast Hoosier Conference
 Enrollment: 880
 Last Year's W-L Record: 23-11

2006 Results (29-1)

Date	Opponent	W/L	Score
4/4	Fort Wayne North Side	W	4-3
4/5	at Southern Wells	W	13-3
4/8	at Richmond	W	12-0
4/8	at Richmond	W	7-2
4/10	Fort Wayne Elmhurst	W	17-7
4/13	Fort Wayne Snider	L	6-2
4/15	at Heritage	W	13-0
4/18	at Jay County	W	10-0
4/20	Blackford	W	10-0
4/25	at Carroll (Fort Wayne)	W	5-2
4/27	Bellmont	W	8-1
4/29	vs. West Lafayette	W	5-3
4/29	vs. Fort Wayne Concordia	W	16-2
5/2	at New Haven	W	7-1
5/3	Adams Central	W	11-4
5/4	East Noble	W	10-0
5/6	F.W. Bishop Dwenger	W	10-0
5/6	F.W. Bishop Dwenger	W	9-0
5/9	at DeKalb	W	8-2
5/16	at Columbia City	W	6-2
5/17	Homestead	W	10-0
5/19	at South Adams	W	11-1
5/22	South Adams	W	12-2
5/24	at Fort Wayne Wayne	W	8-0
Fort Wayne Elmhurst Sectional			
5/29	Fort Wayne Elmhurst	W	11-0
6/1	Tippecanoe Valley	W	12-0
6/3	Peru	W	11-0
Norwell Regional			
6/6	New Haven	W	3-2
Plymouth Semi-State			
6/12	Hammond Clark	W	3-0
6/12	West Lafayette	W	7-1



First Row: Mgr. Travis Gray, Kody Kumfer, Michael Caley, Logan Dafforn, Scott Woodward, Rhett Goodmiller, Clay Dafforn, James Lewis, Bat Boy Garrett Weybright, Kreigh Williams, Bryce Murphy, Jason Eichler; Second Row: Ast. Kurt Gray, Ast. Dave Goodmiller, Ast. Brad Gehring, Chris Zepke, Ast. Travis McClure, Brandon Huggins, Adam Rupright, Ryne Otis, Jamie Feldheiser, Jarrod Parker, Derek Morphew, Ast. Doc Weybright, Blake Gehring, Andrew Gerz, Coach Kelby Weybright.

Team Roster

Lt.	Dk.	Name	B/T	Ht.	Pos.	Gr.	AB	H	R	RBI	2B	3B	HR	Avg.
1	1	Bryce Murphy	L/L	5-5	OF/P	9	2	0	0	0	0	0	0	.000
2	2	Kody Kumfer	R/R	5-10	IF	10	1	0	0	0	0	0	0	.000
3	3	Kreigh Williams	R/R	5-8	SS	11	99	34	33	25	2	2	2	.343
4	4	James Lewis	L/L	5-10	RF/1B	12	64	27	24	12	4	0	0	.422
5	5	Michael Caley	R/R	5-9	IF	9	1	0	1	0	0	0	0	.000
6	6	Logan Dafforn	R/R	5-7	IF/C	9	1	0	0	0	0	0	0	.000
7	7	Rhett Goodmiller	L/R	5-7	C/IF	10	84	31	34	33	3	0	1	.369
8	8	Chris Zepke	R/R	6-3	P/OF	12	20	4	5	3	1	0	1	.200
9	9	Jarrod Parker	R/R	6-0	P/U	11	76	37	32	37	6	2	9	.487
10	10	Scott Woodward	L/R	6-0	CF/3B	11	85	35	44	25	9	2	7	.412
11	11	Andrew Gerz	R/R	5-11	LF/2B	11	67	25	16	10	3	0	1	.373
12	12	Adam Rupright	R/R	6-1	3B/C	11	91	33	27	26	3	2	5	.363
13	13	Jason Eichler	L/L	5-10	1B/OF	11	15	3	5	2	0	0	0	.200
14	14	Blake Gehring	R/R	6-1	P/3B/OF	12	35	13	11	5	1	0	0	.371
15	15	Ryne Otis	L/L	6-1	1B/OF/P	10	62	29	18	16	6	0	3	.468
17	17	Jamie Feldheiser	R/R	6-2	P/3B	12	14	2	1	3	0	0	1	.143
18	18	Derek Morphew	R/R	6-3	1B/OF	11	7	2	1	0	0	0	0	.286
21	21	Brandon Huggins	R/R	6-1	3B/OF	11	10	2	2	2	0	0	0	.200
22	22	Clay Dafforn	R/R	6-2	2B	12	71	23	18	17	4	0	2	.324
Totals							805	300	272	216	42	8	31	.373

Pitchers

Lt.	Dk.	Name	W-L	ERA	GS	GC	SV	IP	BF	H	R	ER	BB	SO	HB
9	9	Jarrod Parker	8-1	0.76	9	6	1	55.1	211	27	10	6	5	88	9
14	14	Blake Gehring	9-0	1.17	10	6	0	54.0	213	36	11	9	14	65	4
17	17	Jamie Feldheiser	8-0	1.77	7	4	1	47.1	186	31	14	12	12	36	4
15	15	Ryne Otis	3-0	0.89	3	1	0	15.2	60	4	2	2	12	19	1
8	8	Chris Zepke	1-0	8.17	1	0	0	6.0	33	9	7	7	4	6	1
Totals			29-1	1.41	30	17	2	178.1	703	107	44	36	47	214	19



Kelby Weybright
 115-38, 5th Year

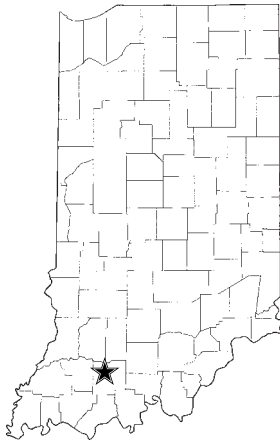
State Finals History

State Champion: 2003 (3A)
 Appearances: 2003 (3A), 2006 (3A)



Jasper Wildcats

Class 3A



Team Facts

Town/City: Jasper
 County: Dubois
 Superintendent: Dr. Larry Riggs
 Principal: Jerald Roberts
 Athletic Director: Dennis Lewis
 Head Coach: Terry Gobert
 Assistant Coaches: Andy Noblitt, Jason Ahlbrand, Phil Kendall, Blake Krueger, Ray Howard
 Student Managers: Tyler Gehlhausen, Kyle Howard
 Nickname: Wildcats
 School Colors: Black & Gold
 Conference: Big 8
 Enrollment: 1,059
 Last Year's W-L Record: 22-6

2006 Results (33-1)

Date	Opponent	W/L	Score
4/4	Bloomington South	W	6-4
4/6	Mt. Carmel (Ill.)	W	15-5 (5)
4/8	at Evansville Memorial	W	8-3
4/10	Evansville Central	W	10-3
4/12	at Pike Central	W	9-1
4/13	Castle	W	12-0 (6)
4/15	Indpls. Bishop Chatard	W	13-1 (5)
4/15	New Albany	W	1-0
4/18	at Princeton	W	11-10
4/22	Columbus East	W	4-0
4/22	Indianapolis Cathedral	W	4-3
4/26	Washington	W	8-6
4/28	Jeffersonville	W	4-1
4/29	Forest Park	W	1-0 (11)
4/29	Northeast Dubois	W	12-2 (5)
5/2	at Forest Park	W	8-5
5/5	at Southridge	W	9-3
5/8	Gibson Southern	W	9-3
5/9	Mount Vernon	W	3-1
5/11	at Vincennes Lincoln	W	3-1
5/12	Providence	L	4-2
5/13	McCutcheon	W	4-1
5/13	Hamilton Southeastern	W	2-1 (8)
5/17	South Spencer	W	9-5
5/18	Bloomfield	W	10-0 (5)
5/19	Boonville	W	14-0 (5)
5/22	Northeast Dubois	W	5-4
5/23	Heritage Hills	W	9-0
Jasper Sectional			
5/29	Washington	W	6-1
5/30	Princeton	W	4-1
6/2	Pike Central	W	1-0
Jasper Regional			
6/6	Mount Vernon	W	11-1 (6)
Jasper Semi-State			
6/10	Crawfordsville	W	6-1
6/10	Whiteland	W	5-0



First Row: Mgr. Tyler Gehlhausen, Nick Messier, Ian Boone, Heath Messier, J.T. Stenftenagel, Jon Baburchak, Bryan Schnaus, Mgr. Kyle Howard, Bat Boy Nick Gobert; Second Row: Ast. Andy Noblitt, Josh Sermersheim, Pete Wilson, Eric Dall, Derek Katter, Nick Seger, Daniel Fuhrman, Ast. Blake Krueger, Coach Terry Gobert; Third Row: Aaron Fuhs, Adam Klatka, Sam Linette, Broc Litherland, Luke Mehringer, Jace Rasche, Drew Burgess, Kris Wendholt.

Team Roster

Lt.	Dk.	Name	B/T	Ht.	Pos.	Gr.	AB	H	R	RBI	2B	3B	HR	Avg.
1	1	Nick Messier	R/R	5-6	C/IF	9	0	0	2	0	0	0	0	.000
2	2	Jon Baburchak	R/R	5-8	IF	11	23	3	4	3	0	0	1	.130
3	3	Ian Boone	R/R	5-8	2B	9	67	15	16	10	9	1	0	.224
4	4	Nick Seger	R/R	5-11	SS	11	93	22	21	15	4	0	0	.237
5	5	Heath Messier	R/R	5-8	OF	11	25	6	2	6	0	0	0	.240
6	6	J.T. Stenftenagel	R/R	5-10	P/IF	11	1	0	0	0	0	0	0	.000
7	7	Kris Wendholt	R/R	5-11	P/OF	11	4	1	2	0	0	0	0	.250
8	8	Aaron Fuhs	L/R	5-11	OF	11	4	0	1	0	0	0	0	.000
10	10	Josh Sermersheim	L/L	6-2	RF/P	11	83	21	26	17	5	0	1	.253
11	11	Eric Dall	R/R	6-1	OF	11	14	4	1	4	1	0	0	.286
12	12	Bryan Schnaus	R/R	5-8	DH/C	11	65	22	11	15	2	0	0	.338
13	13	Sam Linette	R/R	5-10	C	12	98	35	39	34	8	1	3	.357
15	15	Adam Klatka	R/R	5-9	LF/P	12	97	33	29	16	5	1	1	.340
16	16	Luke Mehringer	R/R	6-0	3B/P	12	74	14	16	11	3	0	0	.189
18	18	Drew Burgess	R/R	6-3	C/OF	11	9	0	1	0	0	0	0	.000
19	19	Daniel Fuhrman	L/L	5-11	IF	10	13	4	2	6	0	0	2	.308
20	20	Broc Litherland	L/L	6-0	1B/P	12	92	43	27	38	17	2	1	.467
23	23	Pete Wilson	R/R	6-3	P/IF	10	4	1	1	1	0	0	0	.250
24	24	Jace Rasche	R/R	6-0	IF	12	17	5	6	4	1	0	0	.294
25	25	Derek Katter	L/L	6-0	CF/P	11	104	40	34	13	2	6	1	.385
Totals							887	269	241	194	57	11	10	.303

Pitchers

Lt.	Dk.	Name	W-L	ERA	GS	GC	SV	IP	BF	H	R	ER	BB	SO	HB
6	6	J.T. Stenftenagel	12-0	0.59	12	8	0	83.0	-	43	8	7	14	113	7
15	15	Adam Klatka	10-0	1.50	8	5	4	65.1	-	42	21	14	10	71	9
7	7	Kris Wendholt	4-1	2.15	4	2	1	26.0	-	27	15	8	8	20	1
10	10	Josh Sermersheim	3-0	3.44	5	1	0	20.1	-	21	12	10	11	14	5
16	16	Luke Mehringer	3-0	1.02	3	1	0	13.2	-	8	2	2	7	15	0
Totals			32-1	1.38	32	17	5	208.1	-	141	58	41	50	233	22



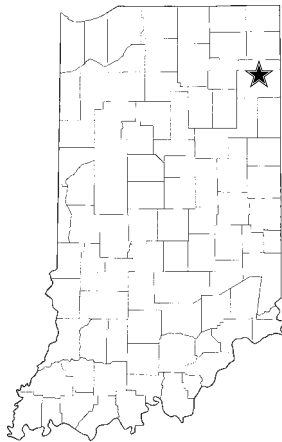
Terry Gobert
 474-150, 19th Year

State Finals History

State Champion: (4) 1996, 1997, 1998 (3A), 2000 (3A)
 Appearances: (12) 1967, 1968, 1981, 1986, 1991, 1995, 1996, 1997, 1998 (3A), 2000 (3A), 2003 (3A), 2006 (3A)

Fort Wayne Snider Panthers

Class 4A




Team Facts

Town/City: Fort Wayne
 County: Allen
 Superintendent: Dr. Wendy Robinson
 Principal: Stephen P. Simmons
 Athletic Director: Michael W. Hawley
 Asst. Athletic Director: James Wagner
 Head Coach: Andy Owen
 Assistant Coaches: Craig Fails, Bruce Meyer, Marc Skelton, Brian Turner, Matt Vince
 Nickname: Panthers
 School Colors: Black & Gold
 Conference: Summit Athletic
 Enrollment: 2,050
 Last Year's W-L Record: 24-4

2006 Results (25-6)

Date	Opponent	W/L	Score
3/29	Huntington North	L	2-1
4/11	East Noble	W	2-1
4/13	at Norwell	W	6-2
4/15	at Richmond	W	4-0
4/15	at Richmond	W	5-4
4/18	at Fort Wayne South Side	W	24-0
4/19	at DeKalb	W	8-7
4/20	at Harding	W	17-0
4/22	at Carroll (Fort Wayne)	L	11-10
4/22	at Carroll (Fort Wayne)	W	8-6
4/26	Fort Wayne North Side	W	4-3
4/27	at Fort Wayne Northrop	W	5-2
4/29	at Logansport	L	9-1
4/29	at Logansport	W	11-5
5/3	Fort Wayne Bishop Luers	W	10-0
5/5	at Fort Wayne Elmhurst	W	16-0
5/6	at Homestead	W	4-3
5/6	at Homestead	L	4-2
5/9	F.W. Bishop Dwenger	W	10-0
5/16	Fort Wayne Wayne	W	9-0
5/18	F.W. Blackhawk Christian	L	6-1
5/18	F.W. Concordia Lutheran	W	3-2
5/20	at Warsaw	W	3-1
5/20	vs. Lake Central	W	8-0
5/24	Bellmont	W	3-2
5/25	at New Haven	L	4-2
Fort Wayne Snider Sectional			
5/29	Fort Wayne North Side	W	9-1
6/1	Homestead	W	3-0
Warsaw Regional			
6/6	Warsaw	W	10-1
Lafayette Jefferson Semi-State			
6/12	Zionsville	W	6-0
6/12	Munster	W	14-0 (5)



First Row: Derek Howell, Payton Bieker, Tony Sedlmeyer, Josh Parrent, Brett Maroney, Jeff Batesole; Second Row: Nathan Kipfer, Brett Dennon, Kevin Cahill, Josh Johnson, Patrick Davis; Third Row: Kyle Stratton, Zach Struckholz, Austin Grate, Adam Painter, Mitch Vonderau, Chris LaGrow; Fourth Row: Ast. Matt Vince, Coach Andy Owen, Ast. Bruce Meyer, Ast. Marc Skelton; Not Pictured: Ast. Craig Fails, Ast. Brian Turner.

Team Roster

Lt.	Dk.	Name	B/T	Ht.	Pos.	Gr.	AB	H	R	RBI	2B	3B	HR	Avg.
1	1	Kevin Cahill	R/R	6-1	3B/P	12	104	46	28	33	11	2	5	.442
2	2	Tony Sedlmeyer	R/R	6-0	SS/P	12	104	40	27	33	10	0	5	.384
3	3	Josh Parrent	R/R	5-10	CF	12	98	33	31	13	10	1	1	.336
4	4	Payton Bieker	R/R	5-7	2B/C	11	86	25	22	12	6	1	2	.291
6	6	Nathan Kipfer	R/R	5-10	IF	9	5	1	0	1	0	0	0	.200
7	7	Zach Struckholz	R/R	6-0	IF	11	28	9	11	3	1	0	0	.321
8	8	Alex Mitchell	R/R	6-0	C/IF	9	12	5	5	1	0	0	0	.417
9	9	Derek Howell	R/R	5-9	IF	11	5	1	4	1	0	0	0	.200
10	10	Brett Dennon	R/R	6-0	C	12	92	33	13	19	5	0	3	.358
11	11	Patrick Davis	R/R	5-11	OF	10	5	1	1	1	1	0	0	.200
12	12	Adam Painter	R/R	6-5	1B/P	11	50	13	8	6	1	2	1	.260
14	14	Brett Maroney	R/R	5-9	IF	12	20	3	5	2	2	0	1	.150
15	15	Richard Dunno	R/R	5-11	P	10	4	0	1	0	0	0	0	.000
16	16	Josh Johnson	R/R	5-11	DH/OF	11	32	9	12	11	3	0	2	.281
18	18	Jeff Batesole	R/R	5-10	LF	12	86	23	15	22	2	3	2	.267
20	20	Chris LaGrow	R/L	6-3	P	12	12	2	0	3	1	0	0	.167
21	21	Kyle Stratton	R/R	6-0	OF	12	54	13	12	7	2	0	0	.240
24	24	Austin Grate	R/R	6-2	RF	10	55	18	14	17	5	0	6	.327
25	25	Mitch Vonderau	R/R	6-4	P/IF	10	36	7	2	1	0	0	0	.194
26	26	Drake Everson	R/R	5-11	P/IF	9	2	0	0	0	0	0	0	.000
Totals							890	282	211	186	60	9	28	.252

Pitchers

Lt.	Dk.	Name	W-L	ERA	GS	GC	SV	IP	BF	H	R	ER	BB	SO	HB
20	20	Chris LaGrow	7-0	0.68	10	6	1	61.0	231	21	7	6	17	113	2
2	2	Tony Sedlmeyer	9-1	0.32	11	6	0	64.2	238	26	9	3	15	92	4
1	1	Kevin Cahill	3-1	1.89	6	2	2	37.0	167	27	18	10	23	63	2
12	12	Adam Painter	4-4	3.33	5	2	0	33.2	153	33	22	16	12	24	7
15	15	Richard Dunno	1-0	0.00	0	0	0	3.0	13	3	2	0	0	0	0
24	24	Austin Grate	0-0	2.33	0	0	0	6.0	33	10	8	2	4	7	0
25	25	Mitch Vonderau	1-0	6.63	0	0	0	6.1	37	7	10	6	6	5	1
Totals			25-6	1.42	32	16	3	211.2	872	127	76	43	77	304	16



Andy Owen
287-97, 14th Year

State Finals History

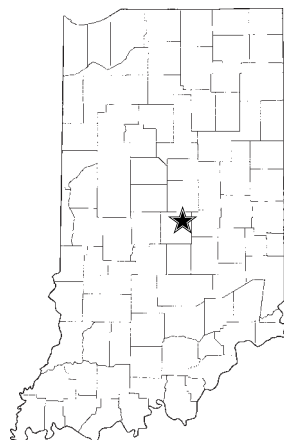
Appearances: 2006 (4A)



Cathedral Fighting Irish



Class 4A



Team Facts

Town/City: Indianapolis
 County: Marion
 President: Stephen J. Helmich
 Principal: David L. Worland
 Athletic Director: Terry L. Fox
 Asst. Athletic Director: Jennifer J. Jacoby
 Head Coach: Rich Andriole
 Assistant Coaches: Ed Freije, Mike Lauck, Billy Finn, Harry Nguyen, Bobby Allen
 Student Manager: Joe Stump
 Nickname: Fighting Irish
 School Colors: Navy & Old Gold
 Conference: Independent
 Enrollment: 1,287
 Last Year's W-L Record: 28-5

2006 Results (31-2)

Date	Opponent	W/L	Score
3/30	Roncalli	W	7-2
4/1	at Warren Central	W	14-1 (5)
4/4	at Indpls. Bishop Chatard	W	9-2
4/10	at Plainfield	W	6-3
4/12	Southport	W	10-0 (5)
4/13	at Greenfield-Central	W	12-2 (5)
4/18	Indianapolis Cardinal Ritter	W	17-2 (5)
4/20	Speedway	W	16-3 (5)
4/22	vs. Evansville Central	W	13-9
4/22	at Jasper	L	4-3
4/26	New Palestine	L	12-1 (5)
4/27	Indianapolis Arlington	W	10-0 (5)
4/28	at Indianapolis Manual	W	10-0 (5)
4/29	at Richmond	W	13-3 (5)
4/29	at Richmond	W	14-2 (5)
5/3	at Arlington	W	10-0 (5)
5/4	Franklin	W	9-2
5/6	at Indianapolis Washington	W	17-2 (5)
5/8	at Heritage Christian	W	18-2 (5)
5/9	at Park Tudor	W	13-0 (5)
5/11	vs. Indpls. Bishop Chatard	W	9-2
5/16	Brebeuf Jesuit	W	8-4
5/20	at Perry Meridian	W	5-4
5/20	at Perry Meridian	W	3-2
5/24	Center Grove	W	6-0
5/25	at Franklin Central	W	5-2
5/26	at Pendleton Heights	W	4-1
Indianapolis Cathedral Sectional			
5/29	Warren Central	W	10-0 (6)
6/3	Indpls. Arsenal Tech	W	28-0 (5)
6/3	Lawrence North	W	10-0 (5)
Indianapolis Cathedral Regional			
6/6	Decatur Central	W	8-4
Evansville North Semi-State (Bosse Field)			
6/10	Greenfield-Central	W	1-0
6/10	Terre Haute North	W	6-2



First Row: Anthony Agnew, Brent Lee, Dan Madia, Jim Roesinger; Second Row: Steve Darragh, Ryan Davis, Jim Dixon, T.J. Stark, Chris Parker, Brad Henke; Third Row: Ast. Mike Lauck, Ast. Ed Freije, Scott O'Neil, Dan Hess, Cy Fraker, Mark Branigan, Coach Rich Andriole, Mgr. Joe Stump, Ast. Harry Nguyen.

Team Roster

Lt.	Dk.	Name	B/T	Ht.	Pos.	Gr.	AB	H	R	RBI	2B	3B	HR	Avg.
2	2	Jim Roesinger	R/R	5-9	SS	12	95	31	50	25	5	0	1	.344
3	3	Alex Wright	R/R	6-0	P/IF	10	2	1	1	0	1	0	0	.500
4	4	Pat Coffey	L/L	6-1	CF	12	115	57	53	31	13	3	1	.514
5	5	Jim Dixon	R/R	6-0	3B/P	12	81	28	21	18	6	0	0	.373
6	6	Tyler Koors	R/R	5-11	P/O/F	10	0	0	1	0	0	0	0	.000
7	7	Brad Henke	R/R	6-1	2B	12	100	45	40	45	15	0	4	.453
9	9	Ryan Davis	R/R	6-0	OF	12	10	3	4	3	0	0	0	.300
10	10	T.J. Stark	R/L	6-2	RF/P	11	99	42	40	30	6	5	3	.447
12	12	Mark Branigan	L/L	6-3	P/IF	11	11	4	6	7	1	0	0	.364
15	15	Patrick Paligraf	R/R	5-9	IF	9	1	1	1	0	0	0	0	1.000
18	18	Jack Lupo	R/R	5-10	LF	10	63	25	18	16	10	0	0	.404
20	20	Dan Madia	R/R	6-0	IF	11	12	5	9	7	0	1	0	.417
24	24	Brent Lee	L/R	5-10	OF	11	15	5	12	6	1	0	0	.333
25	25	Steve Darragh	R/R	6-2	1B/P	11	92	39	23	36	6	0	5	.425
28	28	Anthony Agnew	L/L	5-9	P/IF	11	73	25	34	18	12	1	1	.358
30	30	Dan Hess	R/R	6-1	P/IF	11	16	7	10	9	1	1	1	.438
32	32	Scott O'Neil	R/R	6-2	C	12	96	31	36	40	11	3	6	.323
33	33	Cy Fraker	R/R	6-3	P	12	14	2	1	4	0	0	1	.143
35	35	Chris Parker	R/R	6-1	C	11	12	5	6	8	1	0	0	.417
38	38	Tony Ranek	R/R	5-11	OF	10	0	0	0	0	0	0	0	.000
42	42	Tristan Rivers	R/R	5-10	IF	10	1	0	1	0	0	0	0	.000
Totals							862	347	360	297	87	14	23	.403

Pitchers

Lt.	Dk.	Name	W-L	ERA	GS	GC	SV	IP	BF	H	R	ER	BB	SO	HB
33	33	Cy Fraker	11-0	1.80	12	3	0	66.0	259	52	32	17	9	50	6
28	28	Anthony Agnew	7-1	1.21	5	3	1	46.2	172	27	12	8	14	56	6
5	5	Jim Dixon	4-0	1.50	4	2	0	18.0	65	12	4	3	2	23	0
25	25	Steve Darragh	2-1	1.80	2	2	1	25.0	92	16	8	5	6	27	2
6	6	Tyler Koors	0-0	0.00	0	0	0	2.0	6	1	0	0	1	2	0
10	10	T.J. Stark	5-0	1.97	6	2	1	32.0	120	24	11	7	13	41	3
12	12	Mark Branigan	2-0	1.64	2	2	0	11.0	36	3	3	2	4	19	0
Totals			31-2	1.47	31	14	3	200.2	750	135	70	42	49	218	17



Rich Andriole
238-64, 10th Year

State Finals History

State Champion: 2001 (3A)
 Appearances: 2001 (3A), 2006 (4A)

