

# Indiana High School Athletic Association

9150 North Meridian Street, Box 40650, Indianapolis, Indiana 46240-0650

Phone: 317-846-6601 Fax: 317-575-4244 Website: [www.ihsaa.org](http://www.ihsaa.org)

Blake Ress, Commissioner

*“Some people call basketball a craze in Indiana. It is not a craze, because a craze is something that lasts briefly.” ~ Tony Hinkle, 1936, legendary basketball coach and Indiana native*

Coverage known as of Sunday, March 19.  
Additional affiliates will be announced this week at [www.ihsaa.org](http://www.ihsaa.org).

#### On the Internet

[www.hoosierauthority.com](http://www.hoosierauthority.com)

#### IHSAA Championship Television Network

System	City	Channel
Insight	Anderson	3
Insight	Bedford	96
Insight	Bloomington	96
Comcast	Columbus/Seymour	14
Comcast	Connersville	15
Comcast	Crawfordsville	9
Insight	Evansville	2
Insight-Sigecom	Evansville	9
Comcast	Fort Wayne	9
Comcast	Frankfort	9
Comcast Chicago	Gary	3
Insight	Greenfield	78
Insight	Greenwood	96
Comcast Chicago	Hammond	3
Insight	Hartford City	72
Insight	Henderson, Ky.	2
Comcast	Huntington	9
Bright House Networks	Indianapolis	63
Comcast	Indianapolis	14/96
Insight	Jasper	2
MediaCom	Kendallville	70
MediaCom	Knox	78
Insight	Kokomo	16
Insight	Lafayette	16
Comcast Chicago	LaPorte	3
Insight SusCom	Lawrenceburg	14
Insight	Lebanon	78
Comcast	Logansport/Peru/Wabash	9
Bright House Networks	Marion	9
Insight	Martinsville	96
Comcast Chicago	Michigan City	3
Comcast	Monticello	9
Comcast	Muncie	5
Insight	New Albany	98
Insight	New Castle	3
Comcast	Niles, Mich.	20
Insight	Noblesville	18
Comcast Chicago	Portage	4
Insight	Princeton	2
Insight-TV Cable	Rensselaer	72
Insight	Richmond	69
Comcast	Rushville	14
Insight SusCom	Shelbyville	43
Comcast	South Bend/Elkhart	74
Comcast	St. Joseph	74
Comcast Chicago	Valparaiso	4
Comcast	Warsaw	74
Insight-TV Cable	Winamac	69

## The 96th Annual IHSAA Boys Basketball State Finals

Saturday, March 25, 2006

#### Session I

**Class A at 10:36 am EST:** Tri-Central (23-3) vs. Hauser (24-2).

**Class 2A:** Harding (17-9) vs. Forest Park (24-3).

Game begins approximately 40 minutes following conclusion of previous game.

#### Session II

**Class 3A at 6:06 pm EST:** Jay County (20-6) vs. New Castle (20-6).

**Class 4A:** Muncie Central (20-5) vs. Lawrence North (28-0).

Game begins approximately 40 minutes following conclusion of previous game.

**Where:** Consecro Fieldhouse, (capacity 18,345)  
Indianapolis, IN, USA | [www.consecrofieldhouse.com](http://www.consecrofieldhouse.com)  
This is the seventh year the IHSAA Boys Basketball State Finals have been played in the venue.

**Tickets:** Single Session \$10.00 | All Day \$18.00.

Reserved tickets can be purchased at the participating schools the week of the state finals. Contact those schools for ticket distribution hours. Any remaining tickets will be available game day at the Consecro Fieldhouse ticket office.

**Gates Open:** Consecro Fieldhouse will open its gates to fans beginning one hour prior to the start of each session -- 9:30 am EST and 5 pm EST. The venue will be cleared between the Class 2A and 3A games.

**Parking:** Visit [www.consecrofieldhouse.com/parking.asp](http://www.consecrofieldhouse.com/parking.asp).

**Television:** All four state championship games will be carried live statewide on cable television via the Indiana Cable Network. The listing to the left includes the companies, markets and channels known as of Sunday, March 19. Chris Denari and John Laskowski will provide the play-by-play and color commentary throughout the day with John Michael Vincent serving as the sideline reporter.

**Radio:** All four state title games will be aired on the IHSAA Championship Radio Network throughout the Hoosier State. A listing of network affiliates is included on the next page while the games each station will carry will be announced on the IHSAA website at [www.ihsaa.org](http://www.ihsaa.org) later in the week. Jerry Baker and Pete Smith will provide the play-by-play and color commentary for the Class A and 2A games, while those same duties will fall to Vince Welch and Steve Witty for the Class 3A and 4A contests. Bob Lovell will work as the sideline reporter throughout the day.

**Internet:** Audio streaming for all four state championship contests will be available to fans around the globe via the IHSAA's Official Internet Voice, [www.hoosierauthority.com](http://www.hoosierauthority.com).

**Souvenir Programs:** \$3.00 per copy, available at the event on game day. \$5.00 by mail. To pay by Visa or MasterCard, contact the IHSAA at 317-846-6601 (M-F, 8-4 p.m. EST).

**Lodging in Indy:** For those interested in making hotel reservations in Indianapolis during the state finals, visit the Indianapolis Convention & Visitors Association website for a list of options and rates at [www.indy.org](http://www.indy.org). Or, contact 1-800-556-INDY or 317-684-2589 (Monday – Friday, 8:30 a.m. – 5:30 p.m. EST) or via e-mail at [traveldesks@indianapolis.org](mailto:traveldesks@indianapolis.org).



**IHSAA Championship Radio Network**  
*Coverage known as of Sunday, March 19.*  
*Additional affiliates and games each will*  
*broadcast will be announced this week at*  
*www.ihsaa.org.*

Alexandria	WHTI	96.7 FM
Anderson	WHBU	1240 AM
Attica	WFWR	91.5 FM
Bedford	WBIW	1340 AM
Berne	WZBD	92.7 FM
Bloomington	WGCL	1370 AM
Boonville	WBNL	1540 AM
Brazil	WSDX	1130 AM
Corydon	WOCC	1550 AM
Crawfordsville	WIMC	103.9 FM
Elkhart	WFRN	1270 AM
Evansville	WGBF	1280 AM
Ferdinand	WQKZ	98.5 FM
Greencastle	WREB	94.3 FM
Hammond	WJOB	1230 AM
Indianapolis	WIBC	1070 AM
Jasper	WITZ	104.7 FM
Jeffersonville	WAVG	1450 AM
Kendallville	WAWK	1140 AM
Logansport	WLHM	102.3 FM
Logansport	WSAL	1230 AM
Kendallville	WAWK	1140 AM
Loogootee	WRZR	94.5 FM
Louisville	WKJK	1080 AM
Madison	WORX	96.7 FM
Madison	WXGO	1270 AM
Marengo	WBRO	89.9 FM
Merrillville	WWCA	1270 AM
Michigan City	WEFM	95.9 FM
Michigan City	WIMS	1420 AM
Mitchell	WQRJ	102.5 FM
Mount Vernon	WRCY	1590 AM
Mount Vernon	WYFX	106.7 FM
Muncie	WERK	104.9 FM
Muncie	WXFN	1340 AM
New Castle	WMDH	1550 AM
Plymouth	WTCA	1050 AM
Portland	WPGW	1440 AM
Richmond	WHON	930 AM
Richmond	WKBV	1490 AM
Rochester	WROI	92.1 FM
Rockville	WAXI	104.9 FM
Rushville	WKWH	94.3 FM
Santa Claus	WAXL	103.3 FM
Seymour	WJAA	96.3 FM
Seymour	WZZB	1390 AM
Shelbyville	WKWH	1520 AM
South Bend	WSBT	960 AM
Sullivan	WNDI	1550 AM
Syracuse	WAWC	103.5 FM
Terre Haute	WBOW	1300 AM
Vincennes	WAOV	1450 AM
Vincennes	WFML	96.7 FM
Wabash	WKUZ	95.5 FM
Warsaw	WRSW	107.3 FM
Washington	WAMW	107.9 FM

## POST-GAME MEDIA GUIDELINES

With the exception of the IHSAA's Championship Radio and Television networks, its official photographer (Visual Sports Network), and its Internet Voice (HoosierAuthority.com), all media members are asked to remain off the playing floor and behind the ropes during the post-game awards ceremonies.

The post-game ceremonies order will be as follows:

- Mental Attitude Award presentation
- Runner-Up medals and trophy presentation
- Championship medals and trophy presentation
- Team Photographs by Visual Sports Network

**Following the Class A, 2A and 3A awards ceremonies**, coaches and selected players will be escorted to the Media Interview Room for a formal press conference which is located on playing floor level just off the media entrance elevator. We ask your assistance to use the press conference as the appropriate time to conduct interviews. The runner-up team coach and selected players will go first followed by the championship team coach and players.

**Because of newspaper deadline issues at the end of the 4A contest**, no press conference will be scheduled and news media will be allowed to conduct interviews on the floor after the awards ceremonies. For those working on deadline, the IHSAA will distribute "quick quotes" in the media work room taken from the IHSAA Television and Radio Network interviews as soon as possible after the game.

**LOCKER ROOM ACCESS:** No one except tournament workers and team coaches and participants will have access to the inner hallways where locker rooms are located.

## MONTEZUMA'S TOM ROHR TO BE HONORED AS TOP OFFICIAL

Tom Rohr is the recipient of the 2006 Interscholastic Athletic Official Association Award for excellence in the sport of boys basketball.

Rohr will be honored in a special ceremony during today's state finals. During his career, he has 29 sectionals, 20 regionals, seven semi-states and two state finals to his credit.

Each year, the Indiana High School Athletic Association, in cooperation with the National Federation of Interscholastic Officials Association, recognizes and honors an outstanding official in each of 11 sports during the school year.

Rohr was nominated for this award by his peers from the Wabash Valley Officials Association, one of 26 associations located throughout Indiana made up of men and women who give up much of their personal time to assist in providing wholesome, worthwhile and healthy activities for the student-athletes of our state. This honor comes as a result of Rohr's selection by a committee representing those 26 associations. Statewide, there are more than 8,000 officials licensed by the IHSAA in 11 sports.

A 34-year member of the Wabash Valley Officials Association, Rohr has served as an officer, and as a clinician for six years.

He is a graduate of Montezuma High School, and has been employed by Encroach for 38 years.

Rohr has two children, Jennifer and Kirk, and two grandchildren, Dalton and Destiny.

**THE LAW OF AVERAGES** – Below are the top 25 teams in the state and their averages for scoring, points against and average margin of victory. Schools in the state finals are listed in bold.

**OFFENSIVE SCORING AVERAGE**

1. Fort Wayne North Side	4A	76.00
2. Pike	4A	74.32
3. North Central (Indianapolis)	4A	72.42
4. Northwestern	2A	72.41
5. Evansville Bosse	3A	72.33
6. Jeffersonville	4A	72.20
7. Cloverdale	2A	72.00
8. Lafayette Central Catholic	A	71.31
9. Indianapolis Arlington	4A	70.78
10. Brebeuf Jesuit	3A	70.24
<b>11. Forest Park</b>	<b>2A</b>	<b>69.69</b>
12. Elkhart Memorial	4A	69.61
13. Scottsburg	3A	69.48
14. Anderson	4A	69.38
15. Decatur Central	4A	69.25
<b>16. Lawrence North</b>	<b>4A</b>	<b>69.15</b>
17. Indianapolis Broad Ripple	4A	68.77
18. Gary West Side	4A	68.48
19. New Albany	4A	68.41
<b>20. Hauser</b>	<b>A</b>	<b>68.40</b>
21. Center Grove	4A	68.36
22. Indianapolis Howe	3A	68.19
<b>23. Tri-Central</b>	<b>A</b>	<b>68.08</b>
24. Evansville Mater Dei	3A	67.96
25. Blue River Valley	A	67.04

**DEFENSIVE SCORING AVERAGE**

1. Norwell	3A	33.59
2. Jimtown	2A	38.78
3. Barr-Reeve	A	40.08
4. Bloomfield	A	40.26
5. Washington Catholic	A	40.36
6. DeKalb	4A	40.81
7. Shawe Memorial	A	41.00
8. Fairfield	2A	41.09
9. Cass	2A	41.52
10. Providence	2A	41.60
11. Columbia City	4A	41.83
12. Plymouth	3A	42.64
13. Heritage	2A	42.67
14. Penn	4A	42.85
15. Valparaiso	4A	42.96
16. Orleans	A	43.17
17. Oregon-Davis	A	43.19
18. Lakeland	3A	43.65
19. Gibson Southern	3A	43.87
20. Glenn	2A	43.91
21. North Daviess	A	44.16
22. Riverton Parke	A	44.64
23. Adams Central	2A	44.77
24. Tri-County	A	45.12
25. South Dearborn	3A	45.14

**AVERAGE MARGIN OF VICTORY**

<b>1. Lawrence North</b>	<b>4A</b>	<b>21.11</b>
2. Orleans	A	19.71
3. Evansville Bosse	3A	18.38
4. Brownstown Central	2A	18.32
5. Pike	4A	17.60
6. North Central (Indianapolis)	4A	17.54
7. Noblesville	4A	17.52
8. Valparaiso	4A	17.50
9. Shawe Memorial	A	17.44
<b>10. Forest Park</b>	<b>2A</b>	<b>17.15</b>
11. Northwestern	2A	16.59
12. Connersville	3A	16.09
13. Elkhart Memorial	4A	15.26
14. Anderson	4A	15.23
<b>15. Hauser</b>	<b>A</b>	<b>14.96</b>
16. Blue River Valley	A	14.54
17. Providence	2A	14.48
18. Heritage Christian	2A	14.29
19. Jeffersonville	4A	14.24
20. Munster	4A	14.21
21. Lanesville	A	14.17
22. Wheeler	2A	14.12
<b>23. Tri-Central</b>	<b>A</b>	<b>14.00</b>
24. Cloverdale	2A	13.82
25. Oregon-Davis	A	13.81

**Associated Press Poll for February 26, 2006**

(End of regular season, but with current records)

**Class 4A**

1. Lawrence North (28-0) (14) 280
2. Pike (21-4) 212
3. Anderson (24-2) 209
4. Jeffersonville (19-1) 197
5. Shelbyville (23-1) 192
6. North Central (Indpls.) (20-4) 158
7. Huntington North (18-3) 129
8. Valparaiso (21-3) 107
9. Penn (24-3) 92
10. Merrillville (17-4) 25

**Class 2A**

1. Forest Park (24-3) (10) 268
2. Tri-West Hendricks (20-3) (2) 246
3. North Montgomery (19-4) (2) 212
4. Northwestern (18-4) 206
5. Brownstown Central (18-4) 155
6. Knightstown (19-5) 141
7. Shenandoah (16-5) 118
8. Heritage Christian (19-6) 102
9. Frankton (16-6) 54
10. Rochester (18-6) 42

**Class 3A**

1. Evansville Bosse (22-2) (14) 280
2. Connersville (19-3) 248
3. Batesville (21-3) 210
4. NorthWood (17-5) 161
5. Vincennes Lincoln (18-5) 158
6. Wawasee (20-5) 128
7. Plymouth (21-5) 114
8. Brebeuf Jesuit (15-6) 101
9. Evansville Mater Dei (18-7) 73
- 10. New Castle (20-6) 49**

**Class A**

1. Orleans (22-2) (10) 270
2. Blue River Valley (20-4) (2) 230
- 3. Hauser (24-2) (2) 227**
- 4. Tri-Central (23-3) 117**
5. Oregon-Davis (23-4) 153
6. Lanesville (20-4) 140
7. Shawe Memorial (21-4) 123
8. Lafayette Central Catholic (19-7) 116
9. Barr-Reeve (19-5) 97
10. Lapel (18-6) 66

**Indiana Basketball Coaches Association**

**Poll for February 26, 2006**

(End of regular season, but with current records)

**1. Lawrence North (28-0) (20) 400**

2. Anderson (24-2) 358
3. Pike (21-4) 346
4. Shelbyville (23-1) 334
5. North Central (Indpls.) (20-4) 330
6. Jeffersonville (23-2) 309
7. Evansville Bosse (22-2) 283
8. Huntington North (18-3) 257
9. Valparaiso (21-3) 234
10. Penn (24-3) 215
11. Munster (20-4) 167
12. Merrillville (17-4) 139
13. Bloomington South (21-6) 133
14. Elkhart Memorial (19-4) 131
- 15. Muncie Central (20-5) 100**
16. Marion (15-6) 88
17. Noblesville (16-5) 83
18. Columbia City (19-4) 60
19. Orleans (22-2) 34
20. Batesville (21-3) 32

# Class A Championship Game Capsule

## Tri-Central (23-3) vs. Hauser (24-2)

### Team Statistical Comparison

Tri-Central	Category	Hauser
.463	FG Percentage	.438
.416	Opp. FG Percentage	.391
.349	3-Pt. FG Percentage	.306
.791	FT Percentage	.684
33.8	Rebound Average	32.2
+6.1	Rebound Margin	+8.0
67.8	Points Per Game	67.8
54.3	Points Allowed Per Game	53.0
+13.5	Points Differential	+14.8

### Trojans Notes

- Final State Ranking: AP No. 4 / IBCA Unranked
- First trip to the boys basketball state finals
- Seniors Grayson Flittner and Matt Bozell combined for 12 points in the last two minutes of overtime rallying the Trojans from a seven-point deficit for a 65-63 victory in Saturday's semi-state against Oregon-Davis
- Avenged one of its regular season losses by defeating Lafayette Central Catholic, 77-71, in the regional championship game on March 11
- Beat No. 8 Lafayette Central Catholic and No. 5 Oregon-Davis on consecutive weekends to get to state finals
- Team is 12-1 against other Class A schools this year; 7-1 vs. 2A schools; 4-1 vs. 3A schools
- Tri-Central is led by state scoring and free throw percentage leader Grayson Flittner at 29.6 ppg, .946 percent; he also ranks among state leaders in assists at 5.2 per game and steals at 3.5
- Flittner scored 48 points (state tournament best this year) in the team's regional win over Lafayette Central Catholic with 10 3FG, 6 FG and 6 FT in 32 minutes of action; he also ranks second in free throw percentage
- Bozell ranks second in the state in free throw percentage at .914
- With a record of 4-1, finished as runner-up to Lafayette Central Catholic in the Hoosier Heatland Conference

### State Finals History

#### First Appearance

### Jets Notes

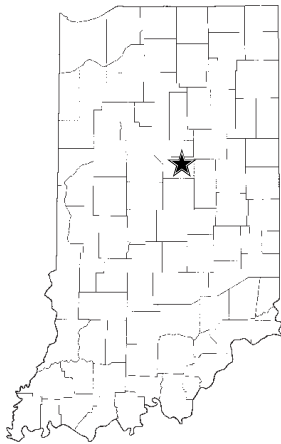
- Final State Ranking: AP No. 3 / IBCA Unranked
- First appearance in the boys basketball state finals in school history
- Zach Fugate (18 points), Bobby Jolliff (15) and Gabe Miller (10) all reached double-figures in the semi-state win over Shakamak; its was the school's first semi-state championship
- Beat No. 6 Lanesville and No. 7 Shawe Memorial on same day to capture regional championship
- Jets were on the verge of a state finals appearance last year but a buzzer-beating putback basket by Loogootee ended their season in the semi-state game
- Jets have won eight straight games and 11 of last 12
- Five members of the team were on Hauser's Class A state runner-up baseball team last June: Blake Roth, Nick Long, Gabe Miller, Jordan Perkins, Zach Fugate
- With 8-0 record this season, Hauser won the Mid-State Conference championship
- 16-0 vs. other Class A schools; 4-0 vs. 2A; 2-1 vs. 3A; 2-1 vs. 4A

### State Finals History

#### First Appearance

# Tri-Central Trojans

## Class A



### Team Facts

Town/City: Sharpstown  
 County: Tipton  
 Superintendent: Dr. Lee Williford  
 Principal: Dave Driggs  
 Athletic Director: Gary Rhew  
 Head Coach: Dave Driggs  
 Assistant Coaches: Jeff Layden, Jill Christner, Tim Maiben  
 Student Managers: Matthew Adams, Mike Goodrich, Brady Peters, Jason Stout  
 Nickname: Trojans  
 Colors: Royal Blue, Gold & White  
 Conference: Hoosier Heartland  
 Enrollment: 320  
 Last Year's Tournament: Finished 23-1; lost to eventual Class A state champion Lapel, 79-63, in the Frankfort regional

### 2005-06 Results (23-3)

Date	Opponent	W/L	Score
11/23	at Tipton	W	81-66
11/26	at Northwestern	L	82-72
12/2	at Taylor	W	59-46
12/10	Hamilton Heights	W	64-45
12/16	at Marion Lakeview Christian	W	98-54
12/22	vs. FW Blackhawk Christian	W	59-56
12/23	vs. Knightstown	W	85-56
12/28	vs. Carroll (Flora)	W	48-35
12/29	at Clinton Central	W	66-47
1/6	Cass	W	47-40
1/10	Elwood	W	71-51
1/13	at Rossville	W	84-56
1/20	Carroll (Flora)	W	55-33
1/21	at Western	L	63-54
1/25	Sheridan	W	73-50
2/3	at Clinton Central	W	68-63
2/4	at Maconaquah	W	68-53
2/11	Lafayette Central Catholic	L	82-68
2/17	Clinton Prairie	W	62-52
2/24	Eastern (Greentown)	W	76-66
<b>Southern Wells Sectional</b>			
2/28	Liberty Christian	W	73-43
3/3	Marion Lakeview Christian	W	80-53
3/4	Wes-Del	W	65-52
<b>Frankfort Regional</b>			
3/11	University	W	48-37
3/11	Lafayette Central Catholic	W	77-71
<b>Lafayette Jefferson Semi-State</b>			
3/18	Oregon-Davis	W	65-63



First Row: Mgr. Mike Goodrich, Mgr. Matthew Adams, Mgr. Brady Peters, Mgr. Jason Stout, Katey Humphries, Amber Clark, Ashley Cole; Second Row: Justin Huddleston, Jordan Huddleston, Brian Zahn, Coty Calvin, Cody Daggett, Josh Baird, Ben Williamson, Derek Ables, Matthew Bozell, Grayson Flittner, Shane McCorkle, Jake Ritchie, Dusty Lee.

### Team Roster

Lt	Dk	Name	Ht	Gr	Pos	GP	FG-FGA	FG%	3-Pt.	3FG%	FT-FTA	FT%	Ast	Reb	Pts
10	10	Dusty Lee	5-7	12	G	26	54-127	.425	5-20	.250	19-30	.633	4.1	2.1	5.1
12	12	Jake Ritchie	6-0	11	G	23	45-107	.421	6-26	.231	13-32	.406	2.5	3.9	4.7
14	14	Brian Zahn	6-2	12	F	26	43-81	.531	1-3	.333	19-31	.613	0.8	3.6	4.1
20	20	Jordan Huddleston	5-11	10	G	12	4-8	.500	0-0	.000	1-3	.333	0.2	0.2	0.8
22	22	Justin Huddleston	5-9	10	G	26	52-149	.349	36-117	.308	18-27	.667	2.0	2.4	6.1
24	24	Grayson Flittner	6-1	12	G	26	238-516	.461	100-276	.362	187-199	.940	5.4	6.8	29.3
30	30	Coty Calvin	6-2	12	C	23	6-16	.375	0-0	.000	5-10	.500	0.1	1.5	0.7
32	32	Matthew Bozell	6-3	12	F	20	86-152	.566	32-67	.478	58-63	.921	1.2	6.5	13.1
34	34	Shane McCorkle	6-1	12	C	26	75-146	.514	9-31	.290	30-43	.698	0.9	4.9	7.3
40	40	Cody Daggett	6-4	11	F	1	0-0	.000	0-0	.000	0-0	.000	0.0	1.0	0.0
42	42	Josh Baird	6-6	11	C	8	0-0	.000	0-0	.000	0-0	.000	0.0	0.3	0.0
44	44	Derek Ables	6-2	11	C	18	2-3	.667	0-0	.000	4-6	.667	0.1	0.3	0.4
50	50	Ben Williamson	6-7	11	C	5	2-2	1.00	0-0	.000	2-3	.667	0.0	0.2	1.2
<b>Team</b>							609-1314	.463	189-541	.349	356-450	.791	16.6	33.8	67.8
<b>Opponents</b>							551-1325	.416	124-434	.286	187-267	.700	15.6	27.7	54.3



Dave Driggs  
 22nd Year Head Coach

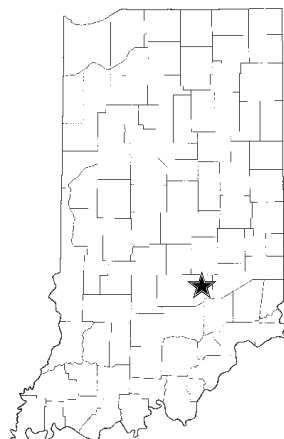
### State Finals History

First Appearance



# Hauser Jets

## Class A




### Team Facts

Town/City: Hope  
 County: Bartholomew  
 Superintendent: Dr. Philip Deardorff  
 Principal: Tim Stephens  
 Athletic Director: Dave Irvine  
 Head Coach: Bob Nobbe  
 Assistant Coaches: Jim Jessee, Griff Roth  
 Student Managers: Adam Miller, Reid Thayer, Justin Wallace  
 Nickname: Jets  
 Colors: Black & White  
 Conference: Mid-Hoosier  
 Enrollment: 367  
 Last Year's Tournament: Finished 19-7; lost to Loogootee, 36-35, in Seymour Semi-state

### 2005-06 Results (24-2)

Date	Opponent	W/L	Score
11/21	Oldenburg Academy	W	87-39
11/26	at Columbus North	W	74-69
12/3	at Indian Creek	W	74-41
12/10	Franklin	W	80-73
12/16	at Edinburg	W	54-35
12/27	at South Decatur	W	57-46
12/29	at Greensburg	W	56-49
1/7	Brown County	W	63-57
1/13	Triton Central	W	58-36
1/14	Milan	W	84-49
1/20	Waldron	W	68-36
1/21	Rising Sun	W	76-51
1/27	South Decatur	W	69-33
1/28	at Batesville	L	86-68
2/3	at Southwestern (Shelbyville)	W	79-61
2/4	at Morristown	W	63-57
2/11	at Jac-Cen-Del	W	59-58
2/14	at Jennings County	L	89-50
2/18	Edinburg	W	85-65
2/24	at North Decatur	W	65-49
<b>Edinburg Sectional</b>			
2/28	Morton Memorial	W	79-49
3/3	Morristown	W	61-36
3/4	Southwestern (Shelbyville)	W	64-56
<b>Franklin Regional</b>			
3/11	Lanesville	W	74-59
3/11	Madison Shawe	W	63-57
<b>Seymour Semi-State</b>			
3/18	Shakamak	W	53-41



First Row: Daron Simmons, Justin Baute, Jordan Perkins, Nick Long, Brandon Barker, Blake Roth, Bryce Mize;  
 Second Row: Coach Bob Nobbe, J.D. Stephens, Chad Emmitt, Tanner Case, Bobby Jolliff, Zach Fugate, Gabe Miller, Ast. Jim Jessee, Ast. Coach Griff Roth.

### Team Roster

Lt	Dk	Name	Ht	Gr	Pos	GP	FG-FGA	FG%	3-Pt	3FG%	FT-FTA	FT%	Ast	Reb	Pts
10	10	Blake Roth	5-9	11	G	26	7-35	.200	4-19	.210	11-12	.920	0.4	1.0	1.1
14	14	Daron Simmons	5-10	10	F	0	0-0	.000	0-0	.000	0-0	.000	0.0	0.0	0.0
20	20	Nick Long	5-11	10	G	26	60-148	.410	25-82	.300	33-52	.630	3.3	2.3	6.8
22	22	J.D. Stephens	6-2	9	G	3	4-11	.360	1-4	.250	2-4	.500	0.0	1.0	0.8
24	24	Gabe Miller	6-2	11	G	26	99-228	.430	11-48	.230	94-124	.760	4.8	4.3	11.7
30	30	Jordan Perkins	6-1	12	F	26	32-90	.360	3-21	.140	10-20	.500	1.0	3.2	3.0
32	32	Brandon Barker	5-10	11	F	23	12-54	.220	3-19	.160	27-51	.530	0.4	1.4	2.3
34	34	Tanner Case	6-6	9	C	1	1-2	.500	0-0	.000	0-0	.000	0.0	1.0	0.7
40	40	Justin Baute	5-10	11	F	19	9-22	.410	0-0	.000	10-11	.910	0.5	2.0	1.5
42	42	Bryce Mize	6-2	11	F	26	47-96	.490	0-1	.000	33-49	.670	1.2	3.4	4.9
44	44	Zach Fugate	6-0	12	F	26	166-383	.430	65-172	.380	96-131	.730	2.9	4.2	19.0
50	50	Chad Emmitt	6-4	12	C	15	5-14	.360	0-0	.000	5-8	.625	0.0	1.0	1.0
54	54	Bobby Jolliff	6-8	12	C	25	188-354	.530	0-0	.000	70-109	.640	1.3	7.4	17.8
Team							630-1437	.438	112-366	.306	391-571	.684	16.5	32.2	67.8
Opponents							497-1271	.391	116-341	.340	225-365	.616	10.3	24.3	53.0



Bob Nobbe  
 10th Year Head Coach

### State Finals History

First Appearance



# Class 2A Championship Game Capsule

## Harding (17-9) vs. Forest Park (24-3)

### Team Statistical Comparison

Harding	Category	Forest Park
.458	FG Percentage	.528
.442	Opp. FG Percentage	.393
.383	3-Pt. FG Percentage	.331
.676	FT Percentage	.712
30.0	Rebound Average	31.6
+6.3	Rebound Margin	+11.8
65.5	Points Per Game	69.3
58.5	Points Allowed Per Game	51.8
+7.0	Points Differential	+17.5

### Hawks Notes

- Final State Ranking: AP Unranked / IBCA Unranked
- Harding in the state finals for fourth time in six years (3A in 2002) following Deaundre Muhammad's 30 point effort against Westview in the semi-state game
- Along with this year's 4A championship game, this is the first title game rematch from the previous year since 1928
- Only eight teams in tournament history have finished as state runner-up one season and returned to win the championship the next year (Lebanon 1911, 12; Frankfort 1924, 25; Martinsville 1926, 27; Muncie Central 1927, 28; Muncie Central 1930, 31; Madison 1949, 50; Lafayette Central Catholic 1999, 2000; Pike 2002, 03)
- Only four players on this year's team -- Deaundre Muhammad, DeQuione Sanders, Pryce Underwood and James Humphrey -- were on last year's state runner-up team
- Three players -- Muhammad (15.7 ppg), Humphrey (13.4) and Underwood (13.3) average double figures in scoring
- After losing four of its final five regular season games (all 4A schools), Harding has won six consecutive tournament games
- Avenged one of its regular season losses by defeating Heritage, 66-48, in the sectional championship game
- Hawks are 7-1 against other 2A schools this year; 7-1 vs. 3A schools; 3-7 vs. 4A schools
- With a 6-3 record, tied for third in the Summit Athletic Conference this season
- Hawks played at 4A state finalist Muncie Central on Feb. 9 falling 70-47

### State Finals History

2001 2A State Championship Game  
Harding 73, Batesville 70  
2002 3A State Championship Game  
Delta 65, Harding 54  
2005 2A State Championship Game  
Forest Park 68, Harding 63

### Rangers Notes

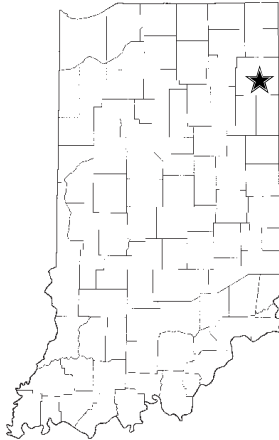
- Final State Ranking: AP No. 1 / IBCA Unranked
- Playing in the 2A state title game for third time in four years after beating No. 8 Heritage Christian in the semi-state on Saturday
- Shot 55 percent (20 of 36) from the field and never trailed in Saturday's semi-state game
- Rangers are the defending Class 2A state champion having rallied to defeat Harding in last year's title game, 68-63
- Forest Park has won 18 consecutive games, currently the second-longest streak in the state (Lawrence North, 44)
- Eight players on this year's squad -- Mike Foerster, David Welp, Tim James, Nathan Allen, Jace Hasenour, Kyle Schroering, Brandon Hopf and Clint Hopf -- played on last year's state championship team
- Clint Hopf, at 6-8, scored 15 points and pulled down 11 rebounds to lead Forest Park's effort in the semi-state; nine players scored in the game
- His cousin, Brandon Hopf, leads the team in scoring at 16.9 ppg but was held to seven points and fouled out late against Heritage Christian while facing double-teams much of the game
- 11-1 against other Class 2A schools; 3-0 vs. 3A schools; 0-2 vs. 4A schools
- Rangers have won at least 22 games in each of the last four seasons
- With a perfect 9-0 mark, Rangers claimed Blue Chip Conference championship

### State Finals History

2003 2A State Championship Game  
Cass 57, Forest Park 48  
2005 2A State Championship Game  
Forest Park 68, Harding 63

# Harding Hawks

## Class 2A



### Team Facts

Town/City: Fort Wayne  
 County: Allen  
 Superintendent: Dr. Kay Novotny  
 Principal: Neal Brown, III  
 Athletic Director: Patricia Meadows  
 Head Coach: Al Gooden  
 Assistant Coaches: Bruce Stephens, J.J. Foster  
 Student Manager: Stephon Amos  
 Nickname: Hawks  
 Colors: Forest Green & Gold  
 Conference: Summit  
 Enrollment: 541  
 Last Year's Tournament: Finished 16-10; lost to Forest Park, 68-63, in Class 2A state final

### 2005-06 Results (17-9)

Date	Opponent	W/L	Score
11/30	at Homestead	L	65-49
12/6	at Heritage	L	47-42
12/10	Fort Wayne Elmhurst	W	64-62
12/13	at Belmont	W	91-68
12/16	Fort Wayne North Side	L	73-56
12/28	vs. Fort Wayne Concordia	W	56-54
12/30	vs. Fort Wayne Snider	L	58-43
1/11	New Haven	W	63-57
1/13	Fort Wayne Concordia	W	70-63
1/17	at Fort Wayne Snider	W	73-70
1/20	at Fort Wayne Bishop Luers	L	72-70
1/21	Elkhart Central	W	61-41
1/27	Fort Wayne Wayne	W	76-53
1/31	at Woodlan	W	93-39
2/4	at Ft. Wayne Bish. Dwenger	W	60-53
2/9	at Muncie Central	L	70-47
2/14	at Fort Wayne Northrop	W	80-55
2/17	Elkhart Memorial	L	91-87
2/22	Fort Wayne South Side	L	76-69
2/24	at North Central (Indianapolis)	L	74-69
<b>Bluffton Sectional</b>			
2/28	South Adams	W	63-49
3/3	Bluffton	W	53-31
3/4	Heritage	W	66-48
<b>South Adams Regional</b>			
3/11	Prairie Heights	W	82-52
3/11	Cass	W	55-52
<b>Kokomo Semi-State</b>			
3/18	Westview	W	64-48



First Row: Ast. Coach J.J. Foster, Durrell Wilson, B.J. McKinney, Jr., James Humphrey, Devin Dominguez, Pryce Underwood, Coach Al Gooden; Second Row: DeQuione Sanders, Quinton Washington, Evan White, JaMarcus Collins, Deandre Muhammad, Ast. Coach Bruce Stephens.

### Team Roster

Lt	Dk	Name	Ht	Gr	Pos	GP	FG-FGA	FG%	3-Pt	3FG%	FT-FTA	FT%	Ast	Reb	Pts
12	12	Deandre Muhammad	5-10	11	G	26	147-354	.415	63-167	.377	51-69	.739	2.1	3.1	15.7
22	22	Quinton Washington	5-10	12	G	23	6-18	.333	0-3	.000	5-13	.385	1.2	0.5	0.7
24	24	JaMarcus Collins	6-1	10	G	25	52-127	.409	14-41	.341	29-39	.744	3.7	2.0	5.9
30	30	Evan White	5-10	10	G	2	1-4	.250	1-3	.333	0-0	.000	0.1	0.5	1.5
32	32	B.J. McKinney, Jr.	6-4	11	F	21	55-104	.529	0-0	.000	21-39	.538	0.6	5.0	6.2
35	35	Devin Dominguez	6-4	11	F	26	25-58	.431	1-5	.200	16-33	.485	0.4	2.9	2.6
40	40	DeQuione Sanders	6-2	10	G	26	39-102	.382	2-11	.182	31-51	.608	1.1	3.1	4.3
42	42	Patrick Tinker	6-2	10	G	6	6-14	.429	0-4	.000	4-4	1.00	0.1	1.7	2.7
44	44	Pryce Underwood	6-2	10	G	26	117-249	.470	69-158	.437	44-53	.830	3.3	3.2	13.3
50	50	Durrell Wilson	6-4	12	F	23	34-76	.447	1-1	1.00	6-10	.600	0.2	3.1	3.3
52	52	James Humphrey	6-7	12	F	26	140-247	.567	0-0	.000	68-95	.716	1.2	7.2	13.4
Team							637-1392	.458	151-394	.383	279-413	.676	14.7	30.0	65.5
Opponents							540-1223	.442	107-346	.309	334-512	.652	7.0	23.7	58.5



Al Gooden  
16th Year Head Coach

### State Finals History

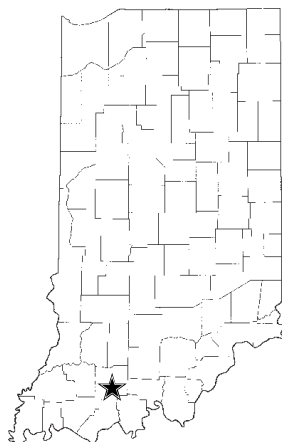
State Champion: 2001 (2A)  
 State Runner-up: 2002 (3A), 2005 (2A)  
 Appearances: 2001 (2A), 2002 (3A), 2005 (2A), 2006 (2A)



# Forest Park Rangers



## Class 2A



### Team Facts

Town/City: Ferdinand  
 County: Dubois  
 Superintendent: Robert Johnson  
 Principal: Jeff Jessee  
 Athletic Director: Doug Louden  
 Head Coach: Tom Beach  
 Assistant Coaches: Matt Sisley, Josh Susott,  
 Nate Hawkins, Phil Winkler  
 Student Managers: Curt Bromm, Keith Fromme  
 Nickname: Rangers  
 Colors: Forest Green & Vegas Gold  
 Conference: Blue Chip  
 Enrollment: 473  
 Last Year's Tournament: Finished 23-4; defeated  
 Harding, 68-63, to win Class 2A state title

### 2005-06 Results (24-3)

Date	Opponent	W/L	Score
11/25	vs. Northeast Dubois	W	76-49
11/26	vs. Loogootee	W	55-38
12/01	at Washington Catholic	W	70-35
12/03	Tell City	L	60-56
12/09	Loogootee	W	59-32
12/17	at Southport	L	91-86
12/20	at Southridge	W	71-66
12/23	at Northeast Dubois	W	67-49
12/30	vs. Anderson	L	73-67
12/30	vs. Loogootee	W	67-63
1/06	at Barr-Reeve	W	52-41
1/07	Perry Central	W	92-59
1/13	at South Spencer	W	63-54
1/20	Jasper	W	84-58
1/21	South Knox	W	70-43
1/24	Crawford County	W	93-59
1/27	Vincennes Rivet	W	84-57
2/04	at Oakland City Wood Mem.	W	75-49
2/09	at Heritage Hills	W	77-50
2/14	at Boonville	W	73-49
2/17	at North Knox	W	63-45
2/21	Shoals	W	68-54
<b>Southridge Sectional</b>			
3/3	Tell City	W	70-57
3/4	South Spencer	W	50-37
<b>Southridge Regional</b>			
3/11	Cascade	W	65-43
3/11	Providence	W	59-53
<b>Seymour Semi-State</b>			
3/18	Heritage Christian	W	60-35



First Row: Alex Kordes, Dana Vaal, Gabbi Bolte, Felicia Bolte, Kendra Knies, Shayna Rous, Kari Schwinghamer, Allison Rahman; Second Row: Coach Tom Beach, Seve Beach, David Welp, Jace Hasenour, Nathan Allen, Tim James, Jordan Johnson; Third Row: Ast. Phil Winkler, Ast. Josh Susott, Mgr. Curt Bromm, Mike Foerster, Brian Rahman, Clint Hopf, Brandon Hopf, Kyle Schroering, Beau Troesch, Jordan Hoppenjans, Brandon Schaeffer, Mgr. Keith Fromme, Ast. Nate Hawkins, Ast. Matt Sisley.

### Team Roster

Lt	Dk	Name	Ht	Gr	Pos	GP	FG-FGA	FG%	3-Pt	3FG%	FT-FTA	FT%	Ast	Reb	Pts
10	10	Mike Foerster	6-1	12	G	27	36-87	.414	3-24	.125	26-42	.619	2.2	1.3	3.7
12	12	David Welp	6-1	12	G	26	39-87	.448	7-22	.318	29-40	.725	2.7	2.4	4.4
14	14	Tim James	5-7	12	G	26	60-133	.451	48-109	.440	37-40	.925	2.2	1.7	7.9
20	20	Seve Beach	5-7	10	G	11	1-6	.167	0-5	.000	0-0	.000	0.3	0.2	0.2
22	22	Nathan Allen	6-1	11	G	26	70-173	.405	31-95	.326	26-33	.788	1.7	2.0	7.6
24	24	Jordan Hoppenjans	5-10	11	G	7	1-2	.500	0-0	.000	1-5	.200	0.3	0.6	0.4
30	30	Beau Troesch	6-0	11	F	24	32-70	.457	14-39	.359	8-10	.800	1.0	1.4	3.6
32	32	Jace Hasenour	5-11	12	G	27	39-102	.382	3-21	.143	32-43	.744	3.2	2.0	4.2
34	34	Kyle Schroering	6-4	12	F	27	75-143	.524	6-17	.353	47-71	.662	1.7	4.0	7.5
40	40	Brandon Hopf	6-7	12	F	27	190-289	.657	0-5	.000	77-108	.713	2.4	7.6	16.9
42	42	Brian Rahman	6-4	11	C	10	0-3	.000	0-0	.000	2-2	100.0	0.0	0.3	0.2
44	44	Brandon Schaefer	6-3	11	C	12	4-8	.500	0-0	.000	3-6	.500	0.1	0.8	0.9
52	52	Clint Hopf	6-8	11	C	26	154-227	.678	6-20	.300	60-89	.674	1.0	9.3	14.4
		Jordan Johnson	5-11	11	F	6	2-2	1.00	0-0	.000	0-0	.000	0.2	0.4	0.8
<b>Team</b>							703-1332	.528	118-357	.331	348-489	.712	18.0	31.6	69.3
<b>Opponents</b>							513-1305	.393	133-435	.306	240-380	.632	4.8	19.8	51.8



Tom Beach  
 7th Year Head Coach

### State Finals History

State Champion: 2005 (2A)  
 State Runner-up: 2003 (2A)  
 Appearances: 2003 (2A), 2005 (2A), 2006 (2A)



# Class 3A Championship Game Capsule

## Jay County (20-6) vs. New Castle (20-6)

### Team Statistical Comparison

Jay County	Category	New Castle
.458	FG Percentage	.452
.400	Opp. FG Percentage	.411
.339	3-Pt. FG Percentage	.363
.690	FT Percentage	.693
27.4	Rebound Average	26.9
+3.7	Rebound Margin	+5.9
59.2	Points Per Game	57.5
46.8	Points Allowed Per Game	49.3
+12.4	Points Differential	+8.2

### Patriots Notes

- Final State Ranking: AP Unranked / IBCA Unranked
- Jay County making its first appearance in boys basketball state finals; also first school in county history to advance to state finals
- Corey Comer sank a five-footer in the post with two seconds remaining in overtime to give Jay County a 53-52 victory over Plymouth in the semi-state
- All eight players that saw action scored in the semi-state win led by Tyler Rigby's 10 points; four others scored at least seven points
- Knocked off two ranked teams -- No. 6 Wawasee and No. 7 Plymouth -- in consecutive games to advance to state championship game
- Patriots captured school's first regional championship in boys basketball by defeating Wawasee, 69-61, on March 11, and, subsequently, won first semi-state championship
- Team is 12-3 vs. other 3A schools this year; 1-2 vs. 4A teams
- Played at 4A state finalist Muncie Central on Dec. 16 falling 72-48
- Patriots coach Craig Teagle won his 100th game at the school in the team's overtime sectional semifinal victory over Tipton on March 3

### State Finals History

#### First Appearance

### Trojans Notes

- Final State Ranking: AP No. 10 / IBCA Unranked
- New Castle, winner of eight straight, making its first trip to state finals since 1984 and looking to win first state championship since 1932
- Trailing No. 9 Evansville Mater Dei, 39-37, after three quarters, New Castle outscored Mater Dei 23-5 the rest of the way for a 60-44 victory; Zach Hahn scored a game-high 26 points including six three-point field goals; Luke Bennett and Bryant Hazelman combined to hold Mater Dei's Kelly Muensterman to eight points (18 below his average as state's No. 3 scorer)
- Hahn and Chase Stigall are Trojans two big guns averaging 18.5 and 14.8 ppg, respectively
- New Castle won its first regional championship since 2000 with a 61-57 victory over Danville on March 11
- Trojans finished 2-5 as the lone 3A school in 4A-heavy North Central Conference this season
- Team is 12-1 vs. other 3A teams this year; 4-5 vs. 4A teams
- Trojans coach Steve Bennett celebrated his 300th career coaching victory in the team's sectional semifinal victory over Yorktown on March 3

### State Finals History

#### 1913 State Finals

Clinton 2, New Castle 0 (First Round)

#### 1914 State Finals

New Castle 34, Vevay 0 (First Round)

New Augusta 8, New Castle 0 (Second Round)

#### 1915 State Finals

Evansville 31, New Castle 24 (First Round)

#### 1926 State Finals

Evansville Central 35, New Castle 29 (First Round)

#### 1932 State Finals

New Castle 25, Seymour 20 (First Round)

New Castle 25, Cicero 13 (Quarterfinal)

New Castle 26, Greencastle 18 (Semifinal)

New Castle 24, Winamac 17 (Championship)

#### 1967 State Finals

Evansville North 66, New Castle 56 (Semifinal)

#### 1971 State Finals

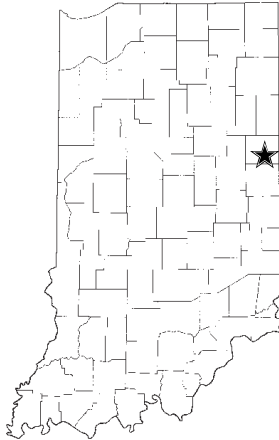
Elkhart 65, New Castle 60 (3OT) (Semifinal)

#### 1984 State Finals

Warsaw 78, New Castle 74 (Semifinal)

# Jay County Patriots

## Class 3A



### Team Facts

**Town/City:** Portland  
**County:** Jay  
**Superintendent:** Barbara Downing  
**Principal:** Dr. Wood Barwick  
**Athletic Director:** Phil Ford  
**Head Coach:** Craig Teagle  
**Assistant Coaches:** Ted Habegger, Chuck Phillips, Chris Krieg, Andy Isch  
**Student Manager:** Danielle Caldwell, Caitlin Hime, Brion Kahn, Hannah Sain, Amanda Wood  
**Nickname:** Patriots  
**Colors:** Red, White, & Blue  
**Conference:** Olympic  
**Enrollment:** 1,175  
**Last Year's Tournament:** Finished 15-8; lost to Delta, 41-25, in final of Blackford Sectional

### 2005-06 Results (20-6)

Date	Opponent	W/L	Score
11/23	Elwood	W	68-41
12/2	at Belmont	W	70-64
12/3	Blackford	W	61-27
12/10	South Adams	W	51-44
12/16	at Muncie Central	L	72-48
12/20	Centerville	W	54-39
1/6	at Mississinewa	W	46-45
1/7	at Muncie Southside	W	71-62
1/13	at Connersville	L	68-49
1/14	Northeastern	W	57-28
1/20	Winchester	W	57-38
1/27	Anderson Highland	L	47-45
1/28	at Blackford	W	72-42
2/3	at Eastbrook	W	53-45
2/4	at Fort Recovery (Ohio)	L	56-55
2/9	Delta	L	46-44
2/11	Tipton	W	53-35
2/17	at Union City	W	62-45
2/21	at Norwell	L	50-41
2/24	Union County	W	70-24
<b>Blackford Sectional</b>			
2/28	Elwood	W	66-31
3/3	Tipton (ot)	W	52-50
3/4	Mississinewa	W	54-49
<b>Blackford Regional</b>			
3/11	Tippecanoe Valley	W	63-57
3/11	Wawasee	W	69-61
<b>Lafayette Jefferson Semi-State</b>			
3/18	Plymouth	W	53-52



First Row: Jessica Howell and Heather Stevens; Second Row: Erika Hunt, Kristin Brown, Amanda Johnson, Holly Taylor, Kelsey Bone, Kayla Cline and Kortney Taylor; Third Row: Hannah Sain, Danielle Caldwell, Jon Wenger, Billy Wellman, Luke Goetz, Luke McClung, Zac Green, John Retter, Corey Comer, Scott Bruggeman, Randy Evans, Tyler Rigby and Amanda Wood; Fourth Row: Brion Kahn, Heath Rigby, Clint Muhlenkamp, Ast. Chuck Phillips, Ast. Andy Isch, A.D. Phil Ford, Coach Craig Teagle, Principal Dr. Wood Barwick, Ast. Chris Krieg, Ast. Ted Habegger, Spencer Hummer, Adam Garringer, Rhett Retter and Caitlin Hime.

### Team Roster

Lt	Dk	Name	Ht	Gr	Pos	GP	FG-FGA	FG%	3-Pt	3FG%	FT-FTA	FT%	Ast	Reb	Pts
3	3	Spencer Hummer	6-3	11	F	12	3-3	100.0	0-0	.000	1-2	.500	0	0.2	0.3
4	4	Luke Goetz	5-5	10	G	26	9-28	.321	3-11	.273	3-10	.300	1	0.7	0.9
5	5	<b>Tyler Rigby</b>	6-1	12	G	23	92-195	.472	51-130	.392	44-54	.815	2	2.0	11.7
10	10	Billy Wellman	5-11	9	G	24	14-34	.412	5-17	.294	7-8	.875	0	0.8	1.5
13	13	<b>John Retter</b>	6-2	12	F	23	58-112	.518	3-15	.200	31-53	.585	1	4.7	6.6
15	15	<b>Zac Green</b>	6-0	12	G	26	63-132	.477	17-57	.298	50-62	.806	1	3.3	7.4
20	20	Luke McClung	6-0	11	G	10	1-5	.200	0-0	.000	3-4	.750	0	0.2	0.2
23	23	Randy Evans	6-1	12	G	26	82-196	.418	44-125	.352	23-35	.657	1	1.6	8.8
30	30	<b>Scott Bruggeman</b>	5-10	11	G	26	74-160	.463	12-45	.267	61-80	.763	5	3.6	8.5
32	32	Rhett Retter	5-11	11	G	9	2-9	.222	2-6	.333	1-3	.333	0	0.1	0.3
34	34	<b>Corey Comer</b>	6-1	11	F	26	97-188	.516	10-6	.385	36-61	.590	1	4.8	9.2
40	40	Adam Garringer	5-8	9	G	0	0-0	.000	0-0	.000	0-0	.000	0	0.0	0.0
42	42	Clint Muhlenkamp	6-3	10	F	26	32-90	.356	0-1	.000	29-47	.617	0	3.9	3.6
44	44	Heath Rigby	5-10	10	G	0	0-0	.000	0-0	.000	0-0	.000	0	0.0	0.0
<b>Team</b>							530-1157	.458	147-433	.339	291-422	.690	13	27.4	59.2
<b>Opponents</b>							413-1033	.400	118-362	.326	240-357	.672	8	23.7	46.8



Craig Teagle  
8th Year Head Coach

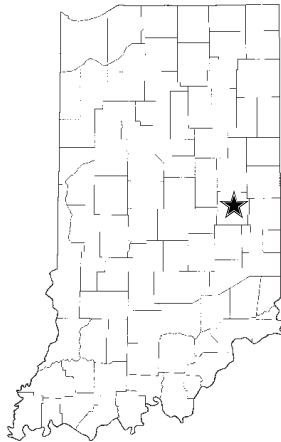
### State Finals History

First Appearance



# New Castle Trojans

## Class 3A




### Team Facts

**Town/City:** New Castle  
**County:** Henry  
**Superintendent:** Dr. John Newby  
**Principal:** Bruce Gaylor  
**Athletic Director:** Mike Bergum  
**Head Coach:** Steve Bennett  
**Assistant Coaches:** Ed Higham, Mark Cronk, Steve Swim, Jay Knotts, Dave Allen  
**Student Managers:** Jason White, Adam Bledsoe, Kurt Pangborn, Derrick Alexander  
**Nickname:** Trojans  
**Colors:** Green & White  
**Conference:** North Central  
**Enrollment:** 1,089  
**Last Year's Tournament:** Finished 19-6; lost to Roncalli, 58-47, in New Castle Regional final

### 2005-06 Results (20-6)

Date	Opponent	W/L	Score
11/22	Blue River Valley	W	61-57
11/26	New Palestine	W	64-46
12/2	Richmond	W	63-40
12/3	at Greenfield-Central	W	62-54
12/10	Anderson Highland	W	59-50
12/16	at Connersville	W	62-53
12/17	Monroe Central	W	66-33
12/27	Yorktown	W	44-38
12/31	vs. Jasper	W	62-53
1/6	Shenandoah	W	57-51
1/13	at Marion	L	62-32
1/20	Logansport (ot)	L	69-63
1/24	Winchester	W	55-27
1/27	at Muncie Central	L	62-56
1/28	Rushville	W	57-42
2/3	Huntington North	L	47-45
2/9	Anderson	L	54-44
2/14	Pendleton Heights	L	60-56
2/17	at Kokomo	W	54-48
2/23	Delta	W	59-39
<b>New Castle Sectional</b>			
2/28	Hamilton Heights	W	69-49
3/3	Yorktown	W	53-39
3/4	New Palestine	W	65-45
<b>New Castle Regional</b>			
3/11	Roncalli	W	66-63
3/11	Danville	W	61-57
<b>Seymour Semi-State</b>			
3/18	Evansville Mater Dei	W	60-44



First Row: Ast. Jay Knotts, Ast. Ed Higham, Mgr. Adam Bledsoe, Chase Stigall, Bobby Carroll, Matt Galyen, Chris Clemens, Ryan Freeburg, Drew Tower, Mgr. Jason White, Ast. Mark Cronk, Ast. Steve Swim; Second Row: Coach Steve Bennett, Ast. Dennis Archey, Trainer Dwight Frazee, Brock Southerland, Bryant Hazelman, Zach Hahn, Ryan Stephens, Luke Bennett, Lenden Bowsman, Mgr. Kurt Pangborn, Ast. Dave Allen, Ast. Mark Boatright.

### Team Roster

Lt	Dk	Name	Ht	Gr	Pos	GP	FG-FGA	FG%	3-Pt	3FG%	FT-FTA	FT%	Ast	Reb	Pts
3	3	Zach Hahn	6-1	11	G	26	156-331	.471	68-176	.386	100-117	.855	6.6	3.2	18.5
10	10	Drew Alford	5-6	10	G	3	0-1	.000	0-0	.000	1-2	.500	0.0	0.0	0.3
11	11	Andre Turner	5-9	10	G	3	0-1	.000	0-1	.000	0-0	.000	0.3	0.0	0.0
20	20	Lenden Bowsman	5-10	11	G	4	1-1	1.00	0-0	.000	0-0	.000	0.0	0.3	0.7
22	22	Luke Bennett	5-11	11	G	26	70-132	.53	26-65	.40	31-46	.674	2.1	3.6	7.6
24	24	Brock Southerland	6-1	11	G	4	0-0	.000	0-0	.000	0-0	.000	0.0	0.0	0.0
30	30	Bryant Hazelman	5-11	11	G/F	26	23-75	.306	17-54	.315	3-8	.375	0.65	1.3	2.5
32	32	Ryan Stephens	6-0	12	F	20	9-23	.391	5-18	.278	1-2	.500	0.2	0.7	1.2
33	33	Chase Stigall	6-3	10	F	26	140-316	.443	52-133	.391	52-80	.65	1.65	5.7	14.8
40	40	Ryan Freeburg	6-4	12	F	25	57-120	.475	4-29	.138	12-29	.414	0.65	5.0	5.2
42	42	Drew Tower	6-4	11	F	25	33-103	.32	28-75	.373	8-14	.571	.44	2.6	4.1
44	44	Chris Robinson	6-6	10	F/C	2	0-0	.000	0-0	.000	0-0	.000	0.0	0.0	0.0
45	45	Matt Galyen	6-5	12	F	26	18-34	.529	0-0	.000	6-10	.600	0.1	3.3	1.6
50	50	Chris Clemens	6-7	12	F/C	7	1-3	.333	0-0	.000	0-2	.000	0.0	0.5	0.3
52	52	Bobby Carroll	6-6	11	C	21	30-50	.60	0-0	.000	5-6	.833	0.1	2.1	3.1
		James Allen	6-3	10	F/C										
		Brice Darling	6-4	10	F/C										
		Jared Millikan	5-10	10	G										

Team	538-1190	.452	200-551	.363	219-316	.693	12.5	26.9	57.5
Opponents	461-1121	.411	139-465	.299	221-332	.666	-	21	49.3



Steve Bennett  
9th Year Head Coach

### State Finals History

State Champion: 1932  
 Appearances: (9) 1913, 1914, 1915, 1926, 1932, 1967, 1971, 1984, 2006 (3A)



# Class 4A Championship Game Capsule

## Muncie Central (20-5) vs. Lawrence North (28-0)

### Team Statistical Comparison

Muncie Central	Category	Lawrence North
.472	FG Percentage	.552
.425	Opp. FG Percentage	.356
.432	3-Pt. FG Percentage	.325
.739	FT Percentage	.677
27.5	Rebound Average	36.2
+4.3	Rebound Margin	+14.1
62.9	Points Per Game	68.6
50.8	Points Allowed Per Game	48.4
+12.1	Points Differential	+20.2

### Bearcats Notes

- Final State Ranking: AP Unranked / IBCA No. 15
- Muncie Central looking to add their record ninth state championship
- School playing in record 15th state championship game
- Playing in back-to-back state championship games for first time since 1978 and 1979
- Along with this year's 2A championship game, this is the first title game rematch from the previous year since 1928
- Seven players -- Ben Botts, Brandon Jenkins, Tom Freeman, Terry Jenkins, John Peckinpaugh, LaMarcus Coatie and Joe Williams -- were on last year's runner-up team
- Bearcats claimed their state record-tying 13th semi-state crown last Saturday (Marion) behind Terry Jenkins 17 points (13 in the first half)
- An 18-0 run over a stretch of 8:38 bridging the first and second quarters essentially turned the semi-state game in Muncie Central's favor
- Only eight teams in tournament history have finished as state runner-up one season and returned to win the championship the next year (Lebanon 1911, 12; Frankfort 1924, 25; Martinsville 1926, 27; Muncie Central 1927, 28; Muncie Central 1930, 31; Madison 1949, 50; Lafayette Central Catholic 1999, 2000; Pike 2002, 03)
- Bearcats are 3-0 against other state finalist teams this season: def. Jay County, 72-48, on 12/16; def. New Castle, 62-56, on 1/27; def. Harding, 70-47, on 2/9
- Team finished 5-2 and in a three-way tie for second place in North Central Conference this year
- Matt Fine coaching in second state championship game in just his second year as a head coach

### State Championship Game History

1923 State Championship Game  
Vincennes 27, Muncie 18  
1927 State Championship Game  
Martinsville 26, Muncie 23  
1928 State Championship Game  
Muncie 13, Martinsville 12  
1930 State Championship Game  
Washington 32, Muncie Central 21  
1931 State Championship Game  
Muncie Central 31, Greencastle 23  
1951 State Championship Game  
Muncie Central 60, Evansville Reitz 58  
1952 State Championship Game  
Muncie Central 68, Indianapolis Arsenal Technical 49  
1954 State Championship Game  
Milan 32, Muncie Central 30

1960 State Championship Game  
East Chicago Washington 75, Muncie Central 59  
1963 State Championship Game  
Muncie Central 65, South Bend Central 61  
1978 State Championship Game  
Muncie Central 65, Terre Haute South 64 (OT)  
1979 State Championship Game  
Muncie Central 64, Anderson 60  
1988 State Championship Game  
Muncie Central 76, Concord 53  
2005 Class 4A Championship Game  
Lawrence North 63, Muncie Central 52

### Wildcats Notes

- Final State Ranking: AP No. 1 / IBCA No. 1
- Also ranked No. 1 nationally by *USA Today*
- Will try to become only third team to win three consecutive state titles (Franklin 1920-22; Marion 1985-87) and the 10th school to finish a season undefeated
- With a victory, could equal state record for longest winning streak at 45 straight wins which would tie the Indianapolis Crispus Attucks teams that won 45 straight from 1954-55 to 1955-56.
- Wildcats' last loss was a 69-63 setback to North Central (Indpls.) on Jan. 10, 2005
- Have won 20 consecutive tournament games over last three years and have a 23-1 tournament record over last four seasons
- Champs of the Metropolitan Interscholastic Conference (7-0)
- Team is led by 7-0 senior center Greg Oden and 6-1 senior guard Mike Conley, both considered among the best players in the country; both have signed to play collegiately at Ohio State
- Lawrence North has appeared in three nationally-televised contests on ESPN2 over the last two seasons winning all three: d. Poplar Bluff (Missouri), 56-40, last year; d. Dayton Dunbar (Ohio), 69-54, on Dec. 8; d. North Central (Indpls.), 78-59, on Jan. 19
- Coach Jack Keefer, in his 30th season at LN, has been the only head coach in school history and captured his 500th win at the school on Dec. 14 against Indianapolis Arlington
- Keefer, coaching in his fourth state championship game, is one of only seven coaches in state history with that distinction (Marion Crawley, Glenn Curtis, Bill Green, Everett Case, Chad Dunwoody, Norm Held). With a victory, he would join Green, Case, Crawley and Curtis with four or more state titles.

### State Finals History

#### 1989 State Finals

Lawrence North 81, South Bend St. Joseph's 62 (semis)  
Lawrence North 74, Kokomo 57 (championship)

#### 2004 Class 4A Championship Game

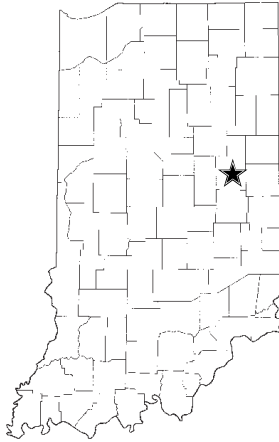
Lawrence North 50, Columbia City 29

#### 2005 Class 4A Championship Game

Lawrence North 63, Muncie Central 52

# Muncie Central Bearcats

## Class 4A



### Team Facts

Town/City: Muncie  
 County: Delaware  
 Superintendent: Dr. Marlin Creasy  
 Principal: Dick Daniel  
 Athletic Director: Tom Jarvis  
 Head Coach: Matt Fine  
 Assistant Coaches: Jerry Edwards, Todd Conklin  
 Mike Wingert, Mike Bree, Matt Justin, Dave  
 Mills, Dr. Max Rudicell, Nick Tschuor  
 Student Managers: Chris Campbell, Devon  
 Davis, Rodney Pearson  
 Nickname: Bearcats  
 Colors: Purple & White  
 Conference: North Central  
 Enrollment: 1,197  
 Last Year's Tournament: Finished 27-2; lost to  
 Lawrence North, 63-52, in Class 4A state final

### 2005-06 Results (20-5)

Date	Opponent	W/L	Score
11/22	at Indianapolis Broad Ripple	W	73-61
11/26	at Yorktown	W	47-38
12/2	at Logansport	W	59-49
12/10	Greenfield-Central	W	78-48
12/16	Jay County	W	72-48
12/17	at Delta	W	62-47
12/20	Indianapolis Manual	W	95-48
12/23	at Richmond	W	60-39
12/30	at Pike	L	60-57
1/6	Huntington North	L	65-56
1/13	at Anderson (ot)	L	60-58
1/14	at Noblesville	L	60-49
1/20	Muncie Southside	W	71-35
1/21	North Central (Indianapolis)	L	69-43
1/27	New Castle	W	62-56
1/28	at Anderson Highland	W	59-39
2/3	Kokomo	W	52-49
2/9	Harding	W	70-47
2/17	Marion	W	66-55
2/23	at Ben Davis	W	64-59
<b>Anderson Sectional</b>			
3/3	Greenfield-Central	W	79-55
3/4	Anderson	W	70-52
<b>Marion Regional</b>			
3/11	Warsaw	W	56-42
3/11	Fort Wayne Snider	W	66-53
<b>Kokomo Semi-State</b>			
3/18	Penn	W	49-37



First Row: Mgr. Chris Campbell, Mgr. Devon Davis, Mgr. Rodney Pearson; Second Row: Joe Williams, Chris Kirtz, Ben Botts, Davyd Jones, Brandon Jenkins, Tracy Johnson; Third Row: Ast. Mike Bree, Ast. Todd Conklin, Coach Matt Fine, Terry Jenkins, Ryan Kerrigan, John Peckinpugh, Tom Freeman, Evan Cox, Kyle Allen, Britton Pettiford, Ast. Mike Wingert, Ast. Dave Mills.

### Team Roster

Lt	Dk	Name	Ht	Gr	Pos	GP	FG-FGA	FG%	3-Pt.	3FG%	FT-FTA	FT%	Ast	Reb	Pts
10	10	Brock Williams	5-9	11	G	0	0-0	.000	0-0	.000	0-0	.000	0.0	0.0	0.0
12	12	Ben Botts	6-1	11	G	25	121-274	.442	45-109	.413	76-83	.916	4.7	3.0	14.5
15	15	Tracy Johnson	6-2	10	G-F	10	8-10	.800	0-0	.000	2-2	1.00	0.1	0.4	1.8
20	20	Chris Kirtz	6-2	11	G-F	17	6-18	.333	1-4	.250	13-17	.765	0.2	2.0	1.5
22	22	Brandon Jenkins	6-2	11	G	25	52-117	.444	22-62	.355	26-30	.867	1.7	5.0	6.1
24	24	Tom Freeman	6-5	11	F	25	83-171	.485	37-83	.446	50-71	.704	2.5	5.0	10.1
30	30	Terry Jenkins	6-3	12	G	25	139-288	.483	52-106	.491	109-136	.801	2.1	4.0	17.6
32	32	John Peckinpugh	6-5	10	F	25	43-102	42.2	0-0	.000	16-39	.410	0.8	4.0	4.1
40	40	Davyd Jones	6-1	11	F	7	0-4	.000	0-0	.000	0-0	.000	0.0	0.4	0.0
42	42	LaMarcus Coatie	6-1	12	G-F	23	35-68	.515	6-13	.462	8-16	.500	1.3	1.3	3.7
44	44	Joe Williams	6-3	12	C	24	23-38	.605	0-0	.000	8-16	.500	0.2	2.0	2.3
50	50	Kyle Allen	6-5	10	F-C	18	17-29	.586	0-0	.000	3-5	.600	0.2	1.3	2.1
52	52	Ryan Kerrigan	6-5	11	C	12	1-11	.909	0-0	.000	5-11	.455	0.6	2.0	0.6
54	54	Evan Cox	6-5	11	C	6	1-1	1.00	0-0	.000	3-4	.750	0.0	0.5	0.8
<b>Team</b>							542-1149	.472	163/377	.432	326/441	.739	14.0	27.5	62.9
<b>Opponents</b>							471-1109	.425	104/359	.290	215/322	.668	13.0	23.2	50.8



Matt Fine  
2nd Year Head Coach

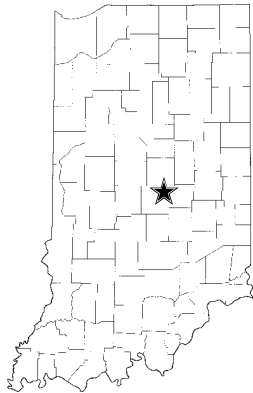
### State Finals History

State Champion: 1928, 1931, 1951, 1952,  
 1963, 1978, 1979, 1988  
 State Runner-Up: 1923, 1927, 1930, 1954,  
 1960, 2005 (4A)  
 Appearances: 1917, 1918, 1921, 1923, 1925,  
 1927, 1928, 1929, 1930, 1931, 1933, 1948,  
 1951, 1952, 1954, 1958, 1960, 1963, 1970,  
 1978, 1979, 1988, 2005 (4A), 2006 (4A)

# Lawrence North Wildcats



## Class 4A



### Team Facts

Town/City: Indianapolis  
 County: Marion  
 Superintendent: Dr. Mike Copper  
 Principal: Lynn L. Lupold  
 Athletic Director: Grant Nesbit  
 Asst. Athletic Director: Jim Zeller  
 Head Coach: Jack Keefer  
 Assistant Coaches: Ralph Scott, Jim Etherington, J.R. Shelt, David Speckman, Joe Leonard, Doug Miller, Chris Giffin, Kyle Green, Bob Mesalam  
 Student Managers: James Beavers, Brian Karski, Lasha Bey, Stephanie Woods  
 Athletic Trainers: Shery Molinar Manzelli, Vinnie Nittoli  
 Team Doctor: Dr. Frank Wilson  
 Nickname: Wildcats  
 Colors: Red & Green  
 Conference: Metropolitan Interscholastic  
 Enrollment: 3,000  
 Last Year's Tournament: Finished 24-2; defeated Muncie Central, 63-52, to win state title

### 2005-06 Results (28-0)

Date	Opponent	W/L	Score
11/23	vs. Lawrence Central	W	62-33
11/26	Brebeuf Jesuit	W	72-49
12/2	Terre Haute South	W	74-45
12/3	at Marion	W	75-49
12/8	Dayton Dunbar (Ohio)	W	69-54
12/10	Fort Wayne Snider	W	89-45
12/14	Indianapolis Arlington	W	81-55
12/17	vs. Proviso East (Ill.)	W	72-59
1/3	at Franklin Central	W	57-38
1/10	vs. Ben Davis	W	81-40
1/11	vs. Pike	W	73-60
1/13	vs. Franklin Central	W	56-38
1/14	vs. North Central (Indpls.)	W	78-55
1/19	at North Central (Indpls.)	W	78-59
1/24	at Warren Central	W	69-38
1/28	Center Grove	W	76-55
2/3	at Carmel	W	68-49
2/9	Ben Davis	W	81-71
2/11	vs. Glenbrook North (Ill.)	W	79-61
2/17	at Bloomington South	W	60-50
2/21	Pike	W	74-67
2/24	Terre Haute North	W	46-32
<b>Indianapolis Arsenal Tech Sectional</b>			
2/28	Indianapolis Arlington	W	51-35
3/3	Indianapolis Manual	W	72-42
3/4	Warren Central	W	64-39
<b>Pike Regional (Hinkle Fieldhouse)</b>			
3/11	Carmel	W	47-22
3/11	Pike	W	63-57
<b>Southport Semi-State</b>			
3/18	Bloomington South	W	54-36



First Row: Kamal Thomas, Jeff Williams, Michael Sam, Qadr Owen, Marcus Isaac, Evar Jones, Calvin Fletcher, Quintien Townsend; Second Row: Terron Bibbs, Damian Windham, Justin Morris, Stephen VanTreese, Greg Oden, Jeremy Henderson, Chris Read, Jason Weigel; Third Row: Mark Lantz, Mike Conley, Brandon McDonald, Dwayne Burnett, Larry Smith, Wesley Smith, Brandon Pounds, Jordan Knox.

### Team Roster

Lt	Dk	Name	Ht	Gr	Pos	GP	FG-FGA	FG%	3-Pt	3FG%	FT-FTA	FT%	Ast	Reb	Pts
2	2	Terron Bibbs	6-4	11	F	14	6-13	.462	1-5	.200	4-6	.667	0.3	0.6	1.2
3	3	Qadr Owen	6-0	11	G	28	62-130	.477	5-20	.250	31-47	.660	2.8	3.0	5.7
4	4	Brandon McDonald	6-2	12	G	28	86-192	.448	22-74	.297	27-38	.711	2.6	3.0	7.9
10	10	Larry Smith	6-3	9	G	14	2-5	.400	1-2	.500	2-7	.286	0.3	0.4	0.5
11	11	Mike Conley	6-1	12	G	28	169-310	.545	42-109	.385	76-112	.679	4.1	3.7	16.3
12	12	Marcus Isaac	6-0	11	G	5	3-6	.500	1-3	.333	3-5	.600	0.0	0.4	2.0
13	13	Evar Jones	5-11	12	G	26	11-30	.367	2-13	.154	15-19	.789	0.7	1.0	1.5
14	14	Mark Lantz	6-1	10	G	0	0-0	.000	0-0	.000	0-0	.000	0.0	0.0	0.0
24	24	Jason Weigel	6-6	12	F	21	5-16	.313	3-9	.333	5-8	.625	0.2	0.3	0.9
25	25	Wesley Smith	6-3	11	F	21	16-33	.485	4-7	.571	9-12	.750	0.3	1.3	2.1
32	32	Damian Windham	6-5	11	F	28	106-201	.527	0-1	.000	23-48	.479	1.6	5.5	8.4
33	33	Jeremy Henderson	6-9	12	F	1	0-1	.000	0-1	.000	0-0	.000	0.0	0.0	0.0
35	35	Kamal Thomas	5-10	11	G	25	10-23	.435	0-4	.000	5-9	.556	0.8	1.0	1.0
40	40	Chris Read	6-6	9	F	28	22-42	.524	0-0	.000	4-13	.308	0.1	1.6	1.7
44	44	Stephen VanTreese	6-8	9	F-C	27	18-40	.450	0-0	.000	10-18	.556	0.3	1.7	1.7
50	50	Greg Oden	7-0½	12	C	27	237-320	.741	0-1	.000	119-150	.793	1.7	10.5	22.0
Team							753-1363	.552	81-249	.325	333-492	.677	15.7	36.2	68.6
Opponents							469-1319	.356	157-495	.317	209-310	.674	9.0	22.1	48.4



Jack Keefer  
 30th Year Head Coach

### State Finals History

State Champion: 1989, 2004 (4A), 2005 (4A)  
 Appearances: 1989, 2004 (4A), 2005 (4A), 2006 (4A)



## IHSAA State Championship Game Scores

Year	Champion	Winning Coach	Rec.	Runner-Up	Runner-Up Coach	Score	Site
1910-11	Crawfordsville	Dave Glascock	16-2	Lebanon	F.O. Anderegg	24-17	IU Assembly Hall
1911-12	Lebanon	Claude Whitney	16-3	Franklin	C.D. Branigan	51-11	IU Assembly Hall
1912-13	Wingate	Jesse Wood	22-3	South Bend	J.B. Miller	15-14 (5OT)	IU Assembly Hall
1913-14	Wingate	Len Lehman	19-5	Anderson	Bert Haugh	36-8	Indiana University
1914-15	Thorntown	Chester Hill	22-5	Montmorenci	Charles Kuttler	33-10	IU Men's Gymnasium
1915-16	Lafayette	C.F. Apking	20-4	Crawfordsville	L.C. Freeman	27-26 (OT)	IU Men's Gymnasium
1916-17	Lebanon	Alva Staggs	26-2	Gary	Louis Erickson	34-26	IU Men's Gymnasium
1917-18	Lebanon	Glenn Curtis	28-2	Anderson	Alva Staggs	24-20 (OT)	IU Men's Gymnasium
1918-19	Bloomington	Cliff Wells	23-3	Lafayette	F.J. Grosshans	18-15	Purdue Mem. Gymnasium
1919-20	Franklin	Ernest Wagner	29-1	Lafayette	F.J. Grosshans	31-13	IU Men's Gymnasium
1920-21	Franklin	Ernest Wagner	29-4	Anderson	Alva Staggs	35-22	Old Coliseum, Indianapolis
1921-22	Franklin	Ernest Wagner	31-4	Terre Haute Garfield	Ray Hanna	26-15	Old Coliseum, Indianapolis
1922-23	Vincennes	John Adams	34-1	Muncie	Maurice Murray	27-18	Old Coliseum, Indianapolis
1923-24	Martinsville	Glenn Curtis	22-7	Frankfort	Everett Case	36-30	Old Coliseum, Indianapolis
1924-25	Frankfort	Everett Case	27-2	Kokomo	Chester Hill	34-20	Exposition Building, Indpls.
1925-26	Marion	Gene Thomas	27-2	Martinsville	Glenn Curtis	30-23	Exposition Building, Indpls.
1926-27	Martinsville	Glenn Curtis	26-3	Muncie	Maurice Murray	26-23	Exposition Building, Indpls.
1927-28	Muncie	Pete Jolly	28-2	Martinsville	Glenn Curtis	13-12	Butler Fieldhouse
1928-29	Frankfort	Everett Case	25-2	Indianapolis Technical	Tim Campbell	29-23	Butler Fieldhouse
1929-30	Washington	Burl Friddle	31-1	Muncie	Pete Jolly	32-21	Butler Fieldhouse
1930-31	Muncie	Pete Jolly	25-6	Greencastle	W.E. Bausman	31-23	Butler Fieldhouse
1931-32	New Castle	Orville Hooker	28-3	Winamac	Earl Roudebush	24-17	Butler Fieldhouse
1932-33	Martinsville	Glenn Curtis	21-8	Greencastle	C.B. Edmonson	27-24	Butler Fieldhouse
1933-34	Logansport	Cliff Wells	28-4	Indianapolis Technical	Tim Campbell	26-19	Butler Fieldhouse
1934-35	Anderson	Archie Chadd	22-9	Jeffersonville	J.P. Francis	23-17	Butler Fieldhouse
1935-36	Frankfort	Everett Case	29-1-1	Fort Wayne Central	Murray Mendenhall	50-24	Butler Fieldhouse
1936-37	Anderson	Archie Chadd	26-7	Huntingburg	Ray Scott	33-23	Butler Fieldhouse
1937-38	Fort Wayne South Side	Burl Friddle	29-3	Hammond	Chet Kessler	34-32	Butler Fieldhouse
1938-39	Frankfort	Everett Case	26-6	Franklin	Fuzzy Vandivier	36-22	Butler Fieldhouse
1939-40	Hammond Technical	Lou Birkett	25-6	Mitchell	Henry Polson	33-21	Butler Fieldhouse
1940-41	Washington	Marion Crawley	27-5	Madison	Ray Eddy	39-33	Butler Fieldhouse
1941-42	Washington	Marion Crawley	30-1	Muncie Burris	Scott Fisher	24-18	Butler Fieldhouse
1942-43	Fort Wayne Central	Murray Mendenhall	27-1	Lebanon	Paul Neuman	45-40	New Coliseum, Indpls.
1943-44	Evansville Bosse	Herm Keller	19-7	Kokomo	Ralph King	39-35	New Coliseum, Indpls.
1944-45	Evansville Bosse	Herm Keller	25-2	South Bend Riley	Wayne Wakefield	46-36	New Coliseum, Indpls.
1945-46	Anderson	Charles Cummings	22-7	Fort Wayne Central	Murray Mendenhall	67-53	Butler Fieldhouse
1946-47	Shelbyville	Frank Barnes	25-5	Terre Haute Garfield	Willard Kehrt	68-58	Butler Fieldhouse
1947-48	Lafayette Jefferson	Marion Crawley	27-3	Evansville Central	Walter Riggs	54-42	Butler Fieldhouse
1948-49	Jasper	Leo O'Neill	21-9	Madison	Ray Eddy	62-61	Butler Fieldhouse
1949-50	Madison	Ray Eddy	27-1	Lafayette Jefferson	Marion Crawley	67-44	Butler Fieldhouse
1950-51	Muncie Central	Art Beckner	26-4	Evansville Reitz	Clarence Riggs	60-58	Butler Fieldhouse
1951-52	Muncie Central	Jay McCreary	25-5	Indianapolis Technical	Herman Hinshaw	68-49	Butler Fieldhouse
1952-53	South Bend Central	Elmer McCall	25-5	Terre Haute Gerstmeyer	Howard Sharpe	42-41	Butler Fieldhouse
1953-54	Milan	Marvin Wood	28-2	Muncie Central	Jay McCreary	32-30	Butler Fieldhouse
1954-55	Indianapolis Attucks	Ray Crowe	30-1	Gary Roosevelt	John D. Smith	97-74	Butler Fieldhouse
1955-56	Indianapolis Attucks	Ray Crowe	31-0	Lafayette Jefferson	Marion Crawley	79-57	Butler Fieldhouse
1956-57	South Bend Central	Elmer McCall	30-0	Indianapolis Attucks	Ray Crowe	67-55	Butler Fieldhouse
1957-58	Fort Wayne South Side	Don Reichert	28-2	Crawfordsville	Dick Baumgartner	63-34	Butler Fieldhouse
1958-59	Indianapolis Attucks	Bill Garrett	26-5	Kokomo	Joe Platt	92-54	Butler Fieldhouse
1959-60	East Chicago Washington	John Baratto	28-2	Muncie Central	John Longfellow	75-59	Butler Fieldhouse
1960-61	Kokomo	Joe Platt	28-1	Indianapolis Manual	Richard Cummins	68-66 (OT)	Butler Fieldhouse
1961-62	Evansville Bosse	Jim Myers	26-2	East Chicago Washington	Johnnie Baratto	84-81	Butler Fieldhouse
1962-63	Muncie Central	Dwight Tallman	28-1	South Bend Central	James Powers	65-61	Butler Fieldhouse
1963-64	Lafayette Jefferson	Marion Crawley	28-1	Huntington	Bob Straight	58-55	Butler Fieldhouse
1964-65	Indianapolis Washington	Jerry Oliver	29-2	Fort Wayne North Side	Byard Hey	64-57	Butler Fieldhouse
1965-66	Michigan City Elston	Doug Adams	26-3	Indianapolis Technical	Jack Bradford	63-52	Hinkle Fieldhouse
1966-67	Evansville North	Jim Rausch	27-2	Lafayette Jefferson	Marion Crawley	60-58	Hinkle Fieldhouse
1967-68	Gary Roosevelt	Louis Mallard	22-5	Indianapolis Shortridge	George Theofanis	68-60	Hinkle Fieldhouse
1968-69	Indianapolis Washington	Bill Green	31-0	Gary Tolleston	Jim Dailey	79-76	Hinkle Fieldhouse
1969-70	East Chicago Roosevelt	Bill Holsbach	28-0	Carmel	William Shepherd	72-62	Hinkle Fieldhouse
1970-71	East Chicago Washington	John Molodet	29-0	Elkhart	Keith Dougherty	70-60	Hinkle Fieldhouse
1971-72	Connersville	Myron Dickerson	27-2	Gary West Side	Ivory Brown	80-63	IU Assembly Hall
1972-73	New Albany	Kirby Overman	21-7	South Bend Adams	Dave Hadaway	84-79	IU Assembly Hall
1973-74	Fort Wayne Northrop	Bob Dille	28-1	Jeffersonville	George Marshall	59-56	IU Assembly Hall
1974-75	Marion	Bill Green	28-1	Loogootee	Jack Butcher	58-46	Market Square Arena
1975-76	Marion	Bill Green	23-5	Rushville	Larry Angle	82-76	Market Square Arena
1976-77	Carmel	Eric Clark	22-7	East Chicago Washington	John Molodet	53-52	Market Square Arena
1977-78	Muncie Central	Bill Harrell	27-3	Terre Haute South	Gordon Neff	65-64 (OT)	Market Square Arena
1978-79	Muncie Central	Bill Harrell	24-5	Anderson	Norm Held	64-60	Market Square Arena
1979-80	Indianapolis Broad Ripple	Bill Smith	29-2	New Albany	Jack Ford	73-66	Market Square Arena
1980-81	Vincennes Lincoln	Orlando Wyman	26-2	Anderson	Norm Held	54-52	Market Square Arena
1981-82	Plymouth	Jack Edison	28-1	Gary Roosevelt	Ronald Heflin	75-74 (2OT)	Market Square Arena
1982-83	Connersville	Basil Mawbey	26-2	Anderson	Norm Held	63-62	Market Square Arena
1983-84	Warsaw	Al Rhodes	26-2	Vincennes Lincoln	Gene Miiller	59-56	Market Square Arena
1984-85	Marion	Bill Green	29-0	Richmond	George Griffith	74-67	Market Square Arena
1985-86	Marion	Bill Green	26-3	Anderson	Norm Held	75-56	Market Square Arena
1986-87	Marion	Bill Green	29-1	Richmond	George Griffith	69-56	Market Square Arena
1987-88	Muncie Central	Bill Harrell	28-1	Concord	Jim Hahn	76-53	Market Square Arena
1988-89	Lawrence North	Jack Keefer	25-4	Kokomo	Basil Mawbey	74-57	Market Square Arena
1989-90	Bedford North Lawrence	Dan Bush	29-2	Concord	Jim Hahn	63-60	Hoosier Dome



1990-91		Gary Roosevelt	Ron Hefflin	30-1	Brebeuf	Mike Miller	51-32	Hoosier Dome
1991-92		Richmond	George Griffith	24-5	Lafayette Jefferson	Jim Hammel	77-73 (OT)	Hoosier Dome
1992-93		Jeffersonville	Mike Broughton	29-2	Ben Davis	Steve Witty	66-61	Hoosier Dome
1993-94		South Bend Clay	Tom DeBaets	27-2	Valparaiso	Bob Punter	93-88 (OT)	Hoosier Dome
1994-95		Ben Davis	Steve Witty	32-1	Merrillville	Jim East	58-57	RCA Dome
1995-96		Ben Davis	Steve Witty	22-6	New Albany	Don Unruh	57-54 (2OT)	RCA Dome
1996-97		Bloomington North	Tom McKinney	28-1	Delta	Paul Keller	75-54	RCA Dome
1997-98	4A	Pike	Alan Darner	28-1	Marion	Moe Smedley	57-54	RCA Dome
1997-98	3A	Indianapolis Cathedral	Peter Berg	22-4	Yorktown	Joe Bradburn	72-47	RCA Dome
1997-98	2A	Alexandria	Garth Cone	20-6	Southwestern (Hanover)	Jerry Bomholt	57-43	RCA Dome
1997-98	A	Lafayette Central Catholic	Chad Dunwoody	24-3	Bloomfield	Ron McBride	56-48	RCA Dome
1998-99	4A	North Central (Indpls.)	Doug Mitchell	23-5	Elkhart Central	Mike Drews	79-74	RCA Dome
1998-99	3A	Plainfield	Dana Greene	26-1	Muncie Southside	Rick Baumgartner	77-64	RCA Dome
1998-99	2A	Westview	Troy Neely	23-3	Paoli	Michael Brown	71-52	RCA Dome
1998-99	A	Tecumseh	Kevin Oxley	23-4	Lafayette Central Catholic	Chad Dunwoody	55-43	RCA Dome
1999-00	4A	Marion	Moe Smedley	28-1	Bloomington North	Tom McKinney	62-56	Conseco Fieldhouse
1999-00	3A	Brebeuf Jesuit	Leo Klemm	24-2	Andean	Clint Swan	72-56	Conseco Fieldhouse
1999-00	2A	Westview	Troy Neely	25-3	Winchester Community	Chip Mehaffey	59-53	Conseco Fieldhouse
1999-00	A	Lafayette Central Catholic	Chad Dunwoody	23-5	Union (Dugger)	Joe Hart	82-70	Conseco Fieldhouse
2000-01	4A	Pike	Alan Darner	26-3	Penn	Dean Foster	56-42	Conseco Fieldhouse
2000-01	3A	Muncie Southside	Rick Baumgartner	23-3	Evansville Mater Dei	Roger Sills	81-78 (OT)	Conseco Fieldhouse
2000-01	2A	Harding	Al Gooden	23-5	Batesville	Mel Siefert	73-70	Conseco Fieldhouse
2000-01	A	Attica	Ralph Shrader	21-6	Blue River Valley	Barry Hucceby	64-62	Conseco Fieldhouse
2001-02	4A	Gary West Side	John Boyd	23-4	Pike	Larry Bullington	58-55	Conseco Fieldhouse
2001-02	3A	Delta	Paul Keller	22-6	Harding	Al Gooden	65-54	Conseco Fieldhouse
2001-02	2A	Speedway	Trent Lehman	22-4	Bluffton	Wayne Barker	62-48	Conseco Fieldhouse
2001-02	A	Rossville	Jeff Henley	23-4	Barr-Reeve	Bryan Hughes	79-68	Conseco Fieldhouse
2002-03	4A	Pike	Larry Bullington	29-0	DeKalb	Cliff Hawkins	65-52	Conseco Fieldhouse
2002-03	3A	Indianapolis Bishop Chatard	Dan Archer	22-2	Fort Wayne Elmhurst	Keith Edmonds	78-44	Conseco Fieldhouse
2002-03	2A	Cass	Basil Mawbey	26-0	Forest Park	Tom Beach	57-48	Conseco Fieldhouse
2002-03	A	Lafayette Central Catholic	Chad Dunwoody	18-9	Southwestern (Shelbyville)	Stacy Meyer	68-64	Conseco Fieldhouse
2003-04	4A	Lawrence North	Jack Keefer	29-2	Columbia City	Chris Benedict	50-29	Conseco Fieldhouse
2003-04	3A	Evansville Mater Dei	John Goebel	21-6	Bellmont	Shaun Busick	63-45	Conseco Fieldhouse
2003-04	2A	Jimtown	Randy DeShone	25-2	Brownstown Central	Dave Benter	63-59	Conseco Fieldhouse
2003-04	A	Waldron	Jason Delaney	27-0	Fort Wayne Blackhawk Christian	Gary Merrell	69-54	Conseco Fieldhouse
2004-05	4A	Lawrence North	Jack Keefer	24-2	Muncie Central	Matt Fine	63-52	Conseco Fieldhouse
2004-05	3A	Washington	Dave Omer	27-2	Plymouth	Jack Edison	74-72 (OT)	Conseco Fieldhouse
2004-05	2A	Forest Park	Tom Beach	23-4	Harding	Al Gooden	68-63	Conseco Fieldhouse
2004-05	A	Lapel	Jimmie Howell	25-3	Logootee	Steve Brett	51-40	Conseco Fieldhouse

