

# LAFAYETTE CENTRAL CATHOLIC KNIGHTS

## CLASS A




### TEAM FACTS

**Town/City:** Lafayette  
**County:** Tippecanoe  
**Superintendent:** Dr. Lois Ann Meyer, S.N.D. de N.  
**Principal:** Roberto DeLaRosa  
**Athletic Director:** Michelle Sanson  
**Asst. Athletic Director:** Brenda Parker  
**Head Coach:** Tim Bordenet  
**Assistant Coach(es):** Ryan Gallogly, Ted Hampton, Jason Helbling, Brent Martin and Dave Sterrett  
**Nickname:** Knights  
**School Colors:** Navy Blue & White  
**Conference:** Hoosier Heartland  
**Enrollment:** 229 in four grades  
**Last Year:** 27-6

### 2003-04 RESULTS (26-8)

Date	Opponent	W/L	Score
4/5	Tri-County	W	9-1
4/6	Lafayette Harrison	L	5-4
4/7	Seeger	W	11-1 (5)
4/13	Tri-Central	W	4-2
4/14	Tri-Central	W	22-7 (5)
4/16	McCutcheon	W	6-2
4/17	McCutcheon	W	11-3
4/19	Frontier	W	13-2 (5)
4/21	Clinton Prairie	W	15-3 (5)
4/23	Lafayette Jeff	L	4-2
4/24	Lafayette Jeff	W	11-5
4/27	Carroll (Flora)	W	4-3
4/28	Carroll (Flora)	L	9-5
4/29	Clinton Prairie	W	24-3 (5)
4/30	Bishop Chatard	L	6-5 (9)
5/4	Rossville	W	12-0
5/5	Rossville	W	12-0 (6)
5/8	Valparaiso	L	7-6
5/84	Valparaiso	W	6-5
5/11	Clinton Central	W	2-0
5/12	Clinton Central	W	15-2 (6)
5/14	Indianapolis Roncalli	L	7-2
5/15	Michigan City Marquette	W	7-3
5/20	Northwestern	L	7-0
5/21	North Montgomery	W	12-2 (5)
5/22	Cardinal Ritter	W	7-2
5/22	Cardinal Ritter	W	18-5 (5)
5/26	Twin Lakes	L	4-1
<b>Sectional</b>			
5/31	Rossville	W	13-3 (6)
6/3	Frontier	W	4-1
6/4	Carroll (Flora)	W	14-4 (6)
<b>Regional</b>			
6/8	South Newton	W	10-0 (6)
<b>Semi-State</b>			
6/12	Cowan	W	4-0
6/12	Ft. Wayne Blackhawk Christian	W	5-4 (8)




**First Row:** Evan Martin, Nathan Schrader, Tim Rooze, Kyle Thompson; **Second Row:** Sam Walker, Mark Rawles, Nick Miranda, Nathan Riggle, Henry Arth, Bobby Mosser, Collin Arnold; **Third Row:** Coach Ryan Gallogly, Coach Jason Helbling, Coach Dave Sterrett, David Kasper, Head Coach Tim Bordenet, Coach Brent Martin

### TEAM ROSTER

Lt.	Dk.	Name	B/T	Ht.	Pos.	Gr.	AB	H	R	RBI	2B	3B	HR	Avg.
2	2	Nathan Schrader	R/R	5'10	3B/2B	10	51	17	14	10	1	2	1	.333
3	3	Tim Rooze	R/R	5'9	CF	12	106	33	38	18	9	2	0	.311
6	6	George Duffey	R/R	5'9	2B	11	66	16	18	13	2	0	1	.288
7	7	Kyle Thompson	L/L	6'0	1B/P	12	104	41	40	29	15	0	5	.394
9	9	Sam Duffey	R/R	5'8	SS	9	1	0	4	0	0	0	0	.000
10	10	Bobby Mosser	R/R	6'0	SS/P	10	93	31	27	27	2	0	4	.333
12	12	Henry Arth	R/R	6'0	LF/P	12	100	35	25	8	0	2	0	.350
18	18	Nathan Riggle	R/R	6'0	3B/P	12	82	22	16	22	7	1	1	.268
20	20	Ryan Svenstrup	L/L	6'2	RF	11	100	34	34	28	10	2	0	.340
22	22	Evan Martin	R/R	5'11	C	12	83	24	26	14	6	1	2	.289
24	24	Collin Arnold	R/L	6'1	1B/P	11	93	35	22	32	8	0	4	.376
26	26	Nick Miranda	R/R	5'10	C	11	38	13	17	17	5	1	3	.342
27	27	Nic Schrader	R/L	5'11	OF/P	9	1	1	2	2	1	0	0	1000
31	31	Sam Walker	R/R	6'1	1B/P	9	5	0	4	0	0	0	0	.000
32	32	David Kasper	R/R	6'2	3B	11	7	1	7	0	1	0	0	.143
40	40	Mark Rawles	R/R	5'11	C	10	2	1	1	1	0	0	0	.500
<b>Totals</b>							<b>932</b>	<b>307</b>	<b>296</b>	<b>221</b>	<b>67</b>	<b>11</b>	<b>21</b>	<b>.329</b>

### PITCHERS


Lt.	Dk.	Name	W-L	ERA	GS	GC	SV	IP	BF	H	R	ER	BB	SO	HB
24	24	Collin Arnold	8-3	2.07	13	5	1	77.6	331	66	41	23	23	79	3
18	18	Nathan Riggle	10-2	1.88	9	6	0	70.6	280	53	30	19	11	95	3
7	7	Kyle Thompson	3-3	2.24	7	4	1	43.6	192	40	27	14	13	56	1
31	31	Sam Walker	4-0	1.33	4	2	0	21	87	13	8	4	6	24	2



**Tim Bordenet**  
Head Coach

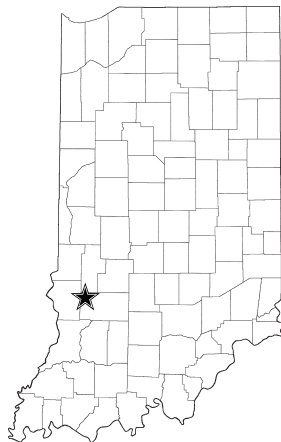
### STATE FINALS HISTORY

Appearances: 2002 (A), 2003 (A), 2004 (A)



# SHAKAMAK LAKERS

## CLASS A




### TEAM FACTS

**Town/City:** Jasonville  
**County:** Greene  
**Superintendent:** Michael Turner  
**Principal:** Vanessa Hodge  
**Athletic Director:** Vanessa Hodge  
**Head Coach:** Chip Sweet  
**Assistant Coach(es):** Matt Fougrousse and Keith Myers  
**Nickname:** Lakers  
**School Colors:** Columbia Blue and White  
**Conference:** Tri-River Conference and Southwestern Indiana Athletic Conference  
**Enrollment:** 288  
**Last Year:** 19-7

### 2003-04 RESULTS (27-2)

Date	Opponent	W/L	Score
4/1	Cloverdale	W	4-1
4/3	Riverton Parke	L	6-15
4/6	Ravenna, MI	W	18-1
4/7	Terre Haute North	L	3-4
4/13	North Knox	W	14-11
4/14	Northview	W	11-10
4/16	Eminence	W	10-5
4/17	South Knox	W	6-4
4/19	Clay City	W	10-1
4/21	North Central	W	16-1
4/26	Union	W	14-1
4/27	Eastern	W	2-0
4/29	Turkey Run	W	6-5
5/3	Vincennes Lincoln	W	7-6
5/4	Sullivan	W	6-2
5/7	Loogootee	W	4-0
5/8	Linton	W	13-1
5/12	North Daviess	W	20-3
5/13	Bloomfield	W	14-3
5/17	White River Valley	W	12-4
5/17	White River Valley	W	19-3
5/20	Bedford North Lawrence	W	15-5
5/21	Sullivan	W	14-3
<b>Sectional</b>			
5/31	Bloomfield	W	17-1
6/3	Clay City	W	14-0
6/4	White River Valley	W	13-2
<b>Regional</b>			
6/8	Riverton Parke	W	8-3
<b>Semi-State</b>			
6/12	Tecumseh	W	5-1
6/12	Hauser	W	9-3




**First Row:** Josh Sweet, Derek Collins, Jared Rehmel, Josh Netherlain, Tyler Rehmel, Trevor Reese, Brock Hudson, Casey Kennett; **Second Row:** Jeremy Stevenson, Ryan Wilson, John Irons, Sean Slaughter, Steven McNabb, Matt Davis, Cody Stockrahm; **Third Row:** Coach Keith Myers, Coach Matt Rougerousse, Matt Hill, Ridge Inman, Tyler Utterback, Austin Witt, Adam Pearson, Brent Essex, Jordan Rash, Jare Utterback, Coach Chip Sweet.

### TEAM ROSTER

Lt.	Dk.	Name	B/T	Ht.	Pos.	Gr.	AB	H	R	RBI	2B	3B	HR	Avg.
1	1	Sweet, Josh	L/R	5'4"	2B	10	2	1	1	0	0	0	0	.500
3	3	Collins, Derek	L/L	5'7"	OF	10	2	0	0	0	0	0	0	0
4	4	Rehmel, Jared	L/L	5'8"	OF	10	14	2	1	3	0	0	0	.143
6	6	Slaughter, Sean	R/R	5'11"	INF	11	7	1	2	1	0	0	1	.143
7	7	Hudson, Brock	R/R	5'7"	3B	12	48	14	15	8	1	0	0	.292
8	8	Rehmel, Tyler	R/R	5'9"	SS/P	11	96	41	48	27	14	0	1	.427
9	9	Utterback, Jared	L/L	5'11"	OF	11	72	23	28	28	5	0	4	.319
10	10	Netherlain, Josh	R/R	5'7"	INF	12	76	21	30	19	6	2	3	.276
11	11	Utterback, Tyler	R/R	6'2"	INF	9	1	0	0	0	0	0	0	0
12	12	Davis, Matt	R/R	5'9"	P/C	12	85	32	33	33	10	0	8	.376
14	14	Stevenson, Jeremy	L/R	5'10"	IB/C	12	88	28	21	18	5	0	3	.318
15	15	Reese, Trevor	R/R	5'8"	INF	10	2	0	1	0	0	0	0	0
16	16	Stockrahm, Cody	L/L	5'8"	OF	12	74	36	26	29	11	1	3	.486
18	18	Rash, Jordan	R/R	6'	OF	11	1	0	0	0	0	0	0	0
19	19	Wilson, Ryan	L/L	5'11"	P	10	0	0	0	1	0	0	0	0
20	20	Essex, Brent	L/R	6'1"	INF	12	67	24	27	28	6	0	2	.358
21	21	McNabb, Steven	L/R	5'9"	C/P	9	1	0	0	0	0	0	0	0
22	22	Witt, Austin	L/L	6'	P/1B	12	88	46	55	56	8	1	13	.523
23	23	Pearson, Adam	R/R	6'	INF	12	73	22	20	13	4	0	1	.301
25	25	Hill, Matt	R/R	6'	1B	11	5	0	1	0	0	0	0	0
<b>Totals</b>							<b>805</b>	<b>292</b>	<b>310</b>	<b>264</b>	<b>70</b>	<b>4</b>	<b>39</b>	<b>.363</b>

### PITCHERS


Lt.	Dk.	Name	W-L	ERA	GS	GC	SV	IP	BF	H	R	ER	BB	SO	HB
8	8	Rehmel, Tyler	6-0	3.20	5	0	0	35	156	23	21	16	21	40	4
12	12	Davis, Matt	6-1	2.74	10	3	0	53.6	243	39	27	21	32	66	7
22	22	Witt, Austin	8-1	2.90	6	1	1	38.6	177	38	27	16	19	49	3
14	14	Stevenson, Jeremy	4-0	2.57	3	0	0	16.3	66	11	6	6	9	7	1
20	20	Essex, Brent	2-0	2.95	2	1	0	19	79	13	9	8	3	22	1



Chip Sweet  
Head Coach

### STATE FINALS HISTORY

Appearances: 2002 (A), 2004 (A)



# HAMMOND BISHOP NOLL WARRIORS

## CLASS 2A




### TEAM FACTS

**Town/City:** Hammond  
**County:** Lake  
**Superintendent:** Kim Pryzbylski  
**Principal:** Scott D. Fech  
**Athletic Director:** Edward J. Hreha  
**Head Coach:** Dave Griffin  
**Assistant Coach(es):** C.J. Kopp, Paul Savickis, Rich Bone, Mike Klaich, Rob Klaich, Mike Hedges  
**Nickname:** Warriors  
**School Colors:** Blue & Gold  
**Conference:** Lake Athletic  
**Enrollment:** 441 in four grades  
**Last Year:** 16-10

### 2003-04 RESULTS (20-11)

Date	Opponent	W/L	Score
4/5	Michigan City	W	8-0
4/6	Lake Central	L	4-0
4/7	at Iliana Christian	W	6-5
4/8	at Chesterton	L	6-5
4/12	Munster	L	16-5 (5)
4/14	at Andean	L	5-4
4/16	at Hobart	L	9-8
4/19	Lowell	L	7-6
4/21	Highland	W	2-0
4/24	at Griffith	L	16-6 (5)
4/26	Kankakee Valley	L	4-3
4/27	at T.F.outh (Ill.)	W	15-3 (5)
4/28	at Munster	W	11-1 (6)
5/3	Hobart	W	7-2
5/4	Andean	W	4-2
5/5	Lowell	W	10-1
5/8	at Plymouth	W	11-0 (5)
5/8	at Penn	L	11-0 (5)
5/10	Griffith	L	7-0
5/11	at Highland	W	5-2
5/12	at Kankakee Valley	W	4-0
5/17	Calumet	W	3-1
5/18	Kankakee Valley	W	4-0
5/20	at Andean	L	3-2
5/24	at Griffith	W	2-1
5/26	at Merrillville	W	6-0
<b>Sectional</b>			
6/3	Lake Station Edison	W	16-4 (5)
6/4	Hanover Central	W	6-0
<b>Regional</b>			
6/8	North Judson	W	10-0 (6)
<b>Semi-State</b>			
6/12	Churubusco	W	5-3
6/12	Heritage	W	7-3




**First Row:** Andy Loomis, Ryan Bobos, Coach Paul Savickis, Josh Pelletier, Brian Clark, Chris Kopp, Dave Barszozowski, Salvador Bolanos, Jon Cardenas; **Second Row:** Patrick Ramker, Mike Golden, Eric Pelletier, Matt Chibicki, Dan Faulkner, Jim Flores, Jake Pelletier, Mike Kirgis, Coach C.J. Kopp; **Third Row:** Coach Mike Klaich, Coach Rob Klaich, Head Coach Dave Griffin, Coach Mike Hedges, Nick Milosavljevic, Mike Maddox, Obed Perez

### TEAM ROSTER

Lt.	Dk.	Name	B/T	Ht.	Pos.	Gr.	AB	H	R	RBI	2B	3B	HR	Avg.
1	1	Andy Loomis	R/L	5-10	P	12	108	35	23	19	9	3	4	.364
2	2	Mike Kirgis	R/R	5-7	RF	12	78	18	13	7	5	1	0	.285
3	3	Brian Clark	R/R	5-10	C	12	113	26	20	16	6	0	3	.285
5	5	Salvador Bolanos	R/R	5-7	RF	10	30	4	3	4	1	0	0	.148
6	6	Dan Faulkner	R/R	6-4	P	10	11	3	1	0	0	0	0	.272
7	7	Jon Cardenas	R/R	5-7	2B	10	3	0	1	0	0	0	0	.000
9	9	Obed Perez	R/R	5-9	LF	10	4	0	0	0	0	0	0	.000
10	10	Jake Pelletier	R/R	5-11	SS	9	2	0	0	0	0	0	0	.000
13	13	Dave Barszczowski	R/R	5-8	SS	12	115	37	33	14	8	0	1	.377
14	14	Josh Pelletier	R/R	5-10	C	9	6	0	0	0	0	0	0	.000
16	16	Mike Golden	R/R	6-0	3B	10	13	4	2	4	1	0	0	.333
17	17	Matt Chibicki	R/R	6-4	LB	11	90	17	20	10	4	0	0	.347
21	21	Ryan Bobos	R/R	5-11	P	11	108	32	23	26	2	1	6	.347
22	22	Eric Pelletier	R/R	6-0	CF	11	73	13	14	4	1	0	0	.216
23	23	Mike Maddox	R/R	5-11	3B	12	101	24	15	13	5	0	0	.27247
25	25	Chris Kopp	L/R	5-9	2B	12	102	31	18	20	4	0	0	.364
31	31	Patrick Ramker	R/R	6-0	C	10	0	0	0	0	0	0	0	.000
40	40	Jim Flores	R/L	6-0	P	10	0	0	0	0	0	0	0	.000
47	47	Nick Milosavljevic	R/R	6-2	1B	10	3	0	0	0	0	0	0	.000

### PITCHERS


Lt.	Dk.	Name	W-L	ERA	GS	GC	SV	IP	BF	H	R	ER	BB	SO	HB
21	21	Ryan Bobos	9-1	1.37	10	9	0	71	0	39	21	14	21	104	0
1	1	Andy Loomis	5-5	3.03	9	8	0	55.33	0	42	35	24	27	58	0
6	6	Dan Faulkner	5-3	2.33	8	7	1	51	0	32	22	17	27	41	0
23	23	Mike Maddox	0-1	7.77	1	0	0	9	0	17	12	10	3	9	0
40	40	Jim Flores	1-1	8.55	2	1	0	18	0	28	27	22	11	17	0



**Dave Griffin**  
Head Coach

### STATE FINALS HISTORY

State Champion: 1968  
 Appearances: 1968, 1975, 1984, 2004 (2A)



# WAPAHANI RAIDERS

## CLASS 2A




### TEAM FACTS

**Town/City:** Selma  
**County:** Delaware  
**Superintendent:** Jim Craig  
**Principal:** Bryan Rausch  
**Athletic Director:** Chad Yencer  
**Asst. Athletic Director:**  
**Head Coach:** Brian Dudley  
**Assistant Coach(es):** Jason Dudley, Bryan Wilburn, Ryan Berry  
**Nickname:** Raiders  
**School Colors:** Red/Black  
**Conference:** MEC  
**Enrollment:** 351  
**Last Year:** 15-16

### 2003-04 RESULTS (27-5)

Date	Opponent	W/L	Score
4-3	Muncie Central	W	5-3
4-7	Randolph Southern	W	16-0
4-8	Muncie Burriss	W	9-0
4-14	Jay County	W	14-1
4-17	Eastbrook	W	15-5
4-17	Eastbrook	L	13-8
4-20	Hagerstown	W	5-3
4-21	Muncie South	W	14-3
4-24	Richmond	L	8-3
4-24	Richmond	L	9-5
4-26	Yorktown	L	8-7
4-27	Delta	L	6-3
4-28	Cowan	W	10-0
5-1	Union City	W	15-5
5-5	Daleville	W	14-0
5-6	Anderson Highland	W	9-2
5-10	Winchester	W	8-1
5-15	Yorktown	W	7-2
5-15	Wes-Del	W	15-2
5-19	Wes-Del	W	11-3
5-20	Monroe Central	W	3-1
5-22	Union County	W	6-5
5-22	Blackford	W	9-5
5-24	Cambridge City	W	5-1
5-25	Blue River	W	12-0
5-26	Union (Modoc)	W	27-1
<b>Sectional</b>			
5-31	Shenandoah	W	5-1
6-3	Frankton	W	11-2
6-4	Knightstown	W	6-5
<b>Regional</b>			
6-8	Northeastern	W	4-2
<b>Semi-State</b>			
6-12	South Knox	W	2-1
6-12	Speedway	W	15-2




**First Row:** Nathan Snider, Brad Norris, Ryan Perry, Jerad Jennings, Jeff Reinke, Eric VanMatre, Drayk Duncan, Aaron Richardson, Drew Smith; **Second Row:** Derek Udem, Matt Reese, Chais Turner, Bryant Cook, Ryan Granger, Drew Guntle, Brandon Howell, Brad Reinke, Kyle Snider, Jeremy Hazelbaker

### TEAM ROSTER

Lt.	Dk.	Name	B/T	Ht.	Pos.	Gr.	AB	H	R	RBI	2B	3B	HR	Avg.
3	3	Eric VanMatre	L/L	6'1"	P	12	94	36	18	29	10	0	2	.383
4	4	Jerad Jennings	R/R	5'10"	C	12	17	6	5	5	1	0	1	.353
6	6	Drayk Duncan	R/R	5'11"	OF	11	88	37	33	28	11	1	6	.420
7	7	Brad Reinke	R/R	6'2"	SS	12	110	51	36	38	4	2	6	.464
8	8	Ryan Perry	R/R	6'5"	1B	12	50	11	16	5	2	0	0	.220
9	9	Chais Turner	R/R	6'0"	OF	12	101	31	24	18	9	1	0	.307
10	10	Aaron Richardson	R/R	6'1"	C	11	64	19	14	10	1	0	3	.297
11	11	Ryan Granger	R/R	5'8"	OF	11	103	42	32	20	6	2	0	.408
12	12	Matt Reese	R/R	5'10"	C	10	3	1	1	1	0	0	0	.333
13	13	Jeff Reinke	R/R	5'8"	2B	11	105	42	44	21	3	1	0	.400
14	14	Andrew Guntle	R/R	6'0"	1B	12	59	19	17	24	5	1	4	.322
15	15	Bryant Cook	R/R	5'11"	P	10	11	4	5	6	0	0	1	.364
16	16	Jeremy Hazelbaker	L/R	6'2"	3B	10	106	44	36	42	9	1	5	.415
17	17	Kyle Snider	R/R	5'11"	C	10	17	5	4	1	1	0	0	.294
19	19	Brad Norris	R/R	5'10"	2B	10	2	1	3	2	0	0	0	.500
21	21	Drew Smith	L/L	5'10"	1B/P	10	2	2	1	0	0	0	0	1.000
22	22	Nathan Snider	R/R	5'8"	OF	10	2	2	8	0	0	0	0	1.000
25	25	Brandon Howell	R/R	5'10"	SS/P	9	2	2	1	1	0	0	0	1.000
26	26	Derek Udem	L/R	6'0"	3B/P	9	0	0	0	0	0	0	0	0
<b>Totals</b>							<b>939</b>	<b>356</b>	<b>298</b>	<b>251</b>	<b>62</b>	<b>9</b>	<b>28</b>	<b>.379</b>

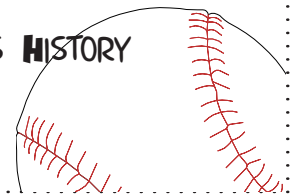
### PITCHERS

Lt.	Dk.	Name	W-L	ERA	GS	GC	SV	IP	BF	H	R	ER	BB	SO	HB
3	3	Eric VanMatre	15-0	1.00	14	10	0	97.3	372	44	19	14	46	150	4
7	7	Brad Reinke	6-1	1.98	7	7	1	53	217	31	27	15	22	74	8
9	9	Chais Turner	3-2	4.08	5	3	0	22.3	110	28	22	13	16	13	1
15	15	Bryant Cook	3-2	5.94	5	3	0	33	163	45	32	28	22	26	7



**Brian Dudley**  
Head Coach

**STATE FINALS HISTORY**  
First Appearance



# ANDREAN FIGHTING 59ERS

## CLASS 3A




### TEAM FACTS

**Town/City:** Merrillville  
**County:** Lake  
**Superintendent:** Kim Pryzbalski  
**Principal:** Rev. Paul E. Quanz, C.S.B.  
**Athletic Director:** Bill Mueller  
**Asst. Athletic Director:** Carol Norris  
**Head Coach:** Dave Pishkur  
**Assistant Coach(es):** Joe Mustafa, Jim Nohos, Gary Stockwell, Sam Hutton, Mike Ryan, Steve Puchalski, Steve Wachowski, Tom Staehle  
**Student Managers:** Casey Vasilak, Lisa Jaworski  
**Nickname:** 59ers  
**School Colors:** Red & Gold  
**Conference:** Lake Athletic  
**Enrollment:** 670  
**Last Year:** 27- 7

### 2003-04 RESULTS (26-7)

Date	Opponent	W/L	Score
4/3	Providence	L	2-4
4/8	Portage	W	6-4
4/10	Penn	W	5-4
4/12	Highland	L	2-3
4/13	Washington Township	W	7-0
4/14	Bishop Noll	W	5-4
4/16	Lowell	W	15-5
4/17	Chesterton	W	11-2
4/19	Munster	L	0-2
4/21	Griffith	W	12-5
4/23	Kankakee Valley	W	16-4
4/24	Thornwood	W	8-1
4/26	Hobart	W	11-5
4/28	Highland	W	12-2
4/29	Roosevelt	W	13-3
4/30	Bishop Noll	L	2-4
5/3	Lowell	W	21-0
5/5	Munster	W	4-3
5/6	Griffith	W	11-1
5/10	Kankakee Valley	W	6-2
5/12	Hobart	W	4-1
5/17	LAC Tourney / Whiting	W	12-2
5/19	LAC Tourney / Wheeler	W	11-1
5/20	LAC Tourney / Bishop Noll	W	3-2
5/22	LAC Tourney / Munster	L	2-4
5/25	Merrillville	L	2-4
5/26	M. C. Marquette	W	4-3
5/28	S. B. Clay	L	1-3
<b>Sectional</b>			
5/31	Roosevelt	W	15-2
6/4	Kankakee Valley	W	11-0
<b>Regional</b>			
6/8	Griffith	W	14-2
<b>Semi-State</b>			
6/12	Western	W	11-10
6/12	Bellmont	W	6-1




**First Row:** Steve Walsh, Ryne Rishkur, Nick Stockwell, Mike Staehle, Mike Ryan; **Second Row:** Dan Pittman, Mike Arvin, Brad King, Adrian Espinosa, Chris Skinner, Nick Murphy, Juaquin Rodriguez, Asst. Coach Gary Stockwell; **Third Row:** Asst. Coach Joe Mustafa, Anthony Cera, Asst. Coach Jim Nohos, Jim Harig, Alex Kadish, Steve Augsburger, Mike Wartman, Robb Barbauld, Justin Gerbick, Tommy Finn, Head Coach Dave Pishkur.

### TEAM ROSTER

Lt.	Dk.	Name	B/T	Ht.	Pos.	Gr.	AB	H	R	RBI	2B	3B	HR	Avg.
1	1	Juaquin Rodriguez	R/R	5'9	RF	11	32	6	9	4	1	1	0	.188
2	2	Robb Barbauld	L/L	5'10	OF	11	38	5	3	3	0	0	0	.132
3	3	Tommy Finn	R/R	6'0	SS	11	107	48	36	26	17	1	3	.449
4	4	Brad King	R/R	5'10	P	11	34	13	16	9	2	0	0	.382
5	5	Mike Staehle	R/R	5'9	C	12	93	40	38	26	11	2	4	.430
6	6	Mike Ryan	R/R	6'1	P	12	96	29	29	24	9	0	2	.302
7	7	Nick Stockwell	R/R	6'1	CF	12	91	39	37	22	7	0	8	.429
8	8	Anthony Cera	R/R	6'1	3B	11	65	16	13	12	2	1	0	.246
9	9	Ryne Pishkur	L/R	5'10	2B	12	67	18	16	21	4	0	2	.269
10	26	Nick Murphy	L/L	5'7	OF	10	2	1	0	0	0	0	0	.500
11	11	Dan Pittman	R/R	5'11	P	11	7	1	4	1	0	0	0	.143
12	27	Jim Harig	R/R	6'0	OF	11	11	1	4	1	0	0	0	.091
13	13	Mike Arvin	R/R	5'8	2B	9	10	3	5	3	0	0	0	.300
15	25	Alex Kadish	R/R	6'1	P	10	0	0	0	0	0	0	0	.000
19	19	Steve Walsh	L/R	6'1	1B	12	91	41	23	37	11	0	2	.451
20	20	Steve Augsburger	R/R	6'3	P	11	48	10	6	11	1	1	1	.238
21	21	Mike Wartman	R/R	6'1	C	11	24	8	3	4	2	0	0	.333
22	22	Justin Gerbick	L/L	6'1	OF	11	6	1	3	2	0	0	0	.167
24	24	Adrian Espinosa	R/R	5'8	RF	11	10	2	6	0	1	0	0	.200
25	10	Chris Skinner	R/L	5'8	LF	10	59	16	16	8	2	0	0	.271
<b>Totals</b>							<b>895</b>	<b>300</b>	<b>267</b>	<b>215</b>	<b>70</b>	<b>6</b>	<b>22</b>	<b>.335</b>

### PITCHERS

Lt.	Dk.	Name	W-L	ERA	GS	GC	SV	IP	BF	H	R	ER	BB	SO	HB
3	3	Tommy Finn	4-0	2.63	3	2	0	21.3	99	30	10	8	7	12	4
4	4	Brad King	4-1	2.18	4	3	2	35.1	149	29	13	11	12	27	3
6	6	Mike Ryan	8-3	1.94	13	4	2	68	290	50	36	19	24	72	8
8	8	Anthony Cera	1-0	0.00	0	0	2	11.2	48	9	3	0	7	6	1
20	20	Steve Augsburger	7-2	1.63	8	6	0	51.2	226	38	18	12	27	56	9
11	11	Dan Pittman	0-0	.42	0	0	0	.1	7	0	2	2	3	1	0
19	19	Steve Walsh	2-1	0.91	1	0	0	15.1	68	14	7	2	9	17	0



**Dave Pishkur**  
Head Coach

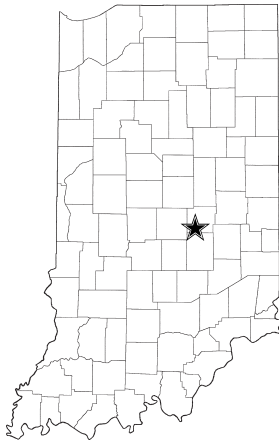
### STATE FINALS HISTORY

Appearances: 2003 (3A), 2004 (3A)



# NEW PALESTINE DRAGONS

## CLASS 3A




### TEAM FACTS

**Town/City:** New Palestine  
**County:** Hancock  
**Superintendent:** Dr. Randy Greene  
**Principal:** Jan Bergeson  
**Athletic Director:** Mike Huey  
**Head Coach:** Al Cooper  
**Assistant Coach(es):** Shawn Lyons, Tim Zellers,  
 Mike Zeilinga, Nathan Johnson, Tom Boyd  
**Student Managers:** Matt Hayden, Cory Alter  
**Nickname:** Dragons  
**School Colors:** Red, White, Black  
**Conference:** Hoosier Heritage  
**Enrollment:** 865  
**Last Year:** 27-7

### 2003-04 RESULTS (29-4)

Date	Opponent	W/L	Score
4/6	Greenwood	W	4-2
4/8	Knightstown	W	10-0 (6)
4/15	Yorktown	W	8-0
4/16	Delta	W	13-5
4/20	Warren Central	W	9-2
4/21	Shelbyville	W	8-1
4/24	Greenfield Central	W	4-3
4/24	Franklin Central	L	6-3
4/26	Triton Central	W	4-0
4/28	Cathedral	w	4-0
4/30	Speedway	W	15-4
5/3	New Castle	W	6-3
5/4	North Central	W	11-2
5/6	Mt. Vernon	W	9-0
5/8	Rushville	W	5-3
5/8	Rushville	W	11-7
5/10	Hamilton Heights	W	8-6
5/11	Arlington	W	12-2 (5)
5/13	Pendleton Heights	L	8-2
5/15	Zionsville	L	7-3
5/15	Zionsville	L	5-4 (8)
5/17	Lawrence North	W	9-3
5/18	Morristown	W	3-0
5/20	Whiteland	W	11-1
5/24	Greenfield Central	W	3-2
5/25	Perry Meridian	W	6-3
5/27	Eastern Hancock	W	11-2
<b>Sectional</b>			
5-31	Pendleton Heights	W	10-0 (6)
6-2	Mt. Vernon	W	18-2 (5)
6-3	New Castle	W	5-0
<b>Regional</b>			
6-8	Roncalli	W	5-0
<b>Semi-State</b>			
6-12	Evansville Memorial	W	3-0
6-12	West Vigo	W	3-1




**First Row:** Team Mgr. Matt Hayden, Donovan Higgins, Jeff Robinson, J.D. Hill, Craig Smith, Jake Lee, Michael Zeilinga, Adam Gerlach, Chris Ulrey, Asst. Coach Tom Boyd; **Second Row:** Corey Alter, Asst. Coach Shawn Lyons, Head Coach Al Cooper, Asst. Coach Nathan Johnson, Chad Bruce, Chris Story, Creed Gunn, Justin Pribble, Danny Collier, Andrew Clark, Asst. Coach Tim Zellers, Jason Borthwick, Shane Highsmith, Michael Graham, Kevin Reuter, Asst. Coach Mike Zeilinga

### TEAM ROSTER

Lt.	Dk.	Name	B/T	Ht.	Pos.	Gr.	AB	H	R	RBI	2B	3B	HR	Avg.
1		Justin Pribble	R/R	5'10	2B-P	11	100	34	36	12	2	0	1	.340
2		Michael Zeilinga	R/R	5'8	OF	12	71	18	14	9	2	1	0	.254
3		Jake Lee	R/R	5'8	C	10	97	23	18	8	3	0	0	.237
4		Kevin Reuter	R/R	5'11	C	12	44	10	10	3	1	0	0	.227
5		Creed Gunn	R/R	5'11	C	11	0	0	1	1	0	0	0	.000
7		Craig Smith	R/R	5'9	2B-P	12	95	20	21	25	8	0	2	.211
8		Chad Bruce	R/R	6'0	SS	11	95	30	27	20	7	1	1	.316
9		Jeff Robinson	L/L	5'7	OF	11	24	7	3	5	3	0	0	.292
13		Michael Graham	R/R	6'0	2B	11	7	2	2	0	0	0	0	.286
14		Chris Ulrey	L/L	5'8	OF	10	100	43	32	36	15	4	4	.430
15		Chris Story	R/R	5'10	2B	9	1	0	1	0	0	0	0	.000
16		Shane Highsmith	R/R	6'3	3B-P	10	56	13	4	8	2	0	0	.232
18		Danny Collier	L/L	6'1	1B-P	10	95	45	21	31	9	0	1	.474
23		Donovan Higgins	R/R	5'10	P-3B	11	31	12	8	4	2	0	0	.387
24		Andrew Clark	L/L	6'0	P-1B	10	75	31	38	38	9	0	9	.413
26		Jason Borthwick	R/R	6'0	P	9	1	1	0	0	0	0	0	1.000
27		Adam Gerlach	R/L	5'5	OF	9	2	1	2	1	0	0	0	.500
28		J. D. Hill	R/R	5'8	3B	9	12	3	2	2	0	0	0	.250
<b>Totals</b>							<b>906</b>	<b>293</b>	<b>240</b>	<b>203</b>	<b>66</b>	<b>6</b>	<b>18</b>	<b>.323</b>

### PITCHERS

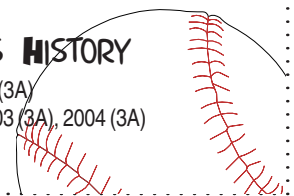
Lt.	Dk.	Name	W-L	ERA	GS	GC	SV	IP	BF	H	R	ER	BB	SO	HB
1		Justin Pribble	3-1	2.17	5	3	1	38.67	166	39	18	12	7	42	1
7		Craig Smith	5-2	2.41	5	1	0	32	145	32	19	11	14	31	3
16		Shane Highsmith	0-1	2.44	1	1	1	14.33	64	14	11	5	8	7	3
18		Danny Collier	3-0	1.40	4	2	0	20	79	14	6	4	13	19	0
23		Donovan Higgins	9-0	1.64	9	5	1	59.67	262	58	23	14	17	65	9
24		Andrew Clark	9-0	0.24	9	6	1	58	211	21	2	2	16	106	3



**Al Cooper**  
Head Coach

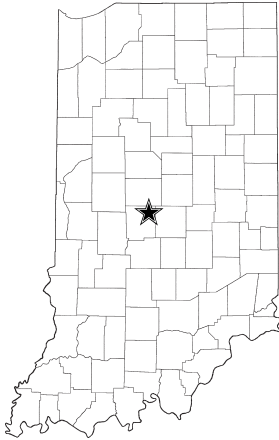
### STATE FINALS HISTORY

**Runner-Up:** 2003 (3A)  
**Appearances:** 2003 (3A), 2004 (3A)



# BROWNSBURG BULLDOGS

## CLASS 4A




### TEAM FACTS

**Town/City:** Brownsburg  
**County:** Hendricks  
**Superintendent:** Kathleen Corbin  
**Principal:** Dr. Russell Hodgkin  
**Athletic Director:** Greg Hill  
**Head Coach:** Pat O'Neil  
**Assistant Coach(es):** Phil McIntyre, Brian Stayte, Rick Thompson  
**Student Managers:** Chad Summers, Jacob Shank  
**Nickname:** Bulldogs  
**School Colors:** Purple and White  
**Conference:** Hoosier Crossroads  
**Enrollment:** 1679  
**Last Year:** 30-3

### 2003-04 RESULTS (27-6)

Date	Opponent	W/L	Score
4/9	Mooreville	W	9-0
4/10	Cascade	W	13-3
4/14	McCutcheon	L	4-10
4/15	McCutcheon	L	3-13
4/16	Western Boone	W	20-0
4/17	Lebanon	W	17-6
4/17	Lebanon	W	12-2
4/19	Tri-West	W	11-0
4/20	Noblesville	W	16-1
4/21	Noblesville	L	3-5
4/26	Hamilton SE	W	10-5
4/27	Hamilton SE	W	9-8
4/29	Westfield	W	12-1
5/1	Westfield	W	9-0
5/5	Avon	W	13-2
5/6	Avon	W	11-1
5/8	Greenwood	W	11-0
5/8	Frankton	W	14-4
5/11	Lafayette Jeff	L	5-6
5/12	Lafayette Jeff	W	6-2
5/13	Pike	W	6-3
5/17	Laf Harrison	L	1-2
5/18	Laf Harrison	W	9-3
5/21	Zionsville	W	3-1
5/22	Zionsville	L	1-2
5/26	Danville	W	10-0
5/27	Ben Davis	W	11-1
<b>Sectional</b>			
5/31	Pike	W	20-9
6/2	Zionsville	W	5-3
6/3	Avon	W	4-0
<b>Regional</b>			
6/7	Lafayette Jeff	W	7-2
<b>Semi-State</b>			
6/12	Laporte	W	6-5
6/14	FW Carroll	W	9-2




**First Row:** Austin Nickol, Cory Dragstrom, Kyle Hammonontree, Drew Storen, Jeremy Williamson; **Second Row:** Manager Chad Summers, Nick Shipley, Matt Snyder, T.J. Baumet, Lance Lynn, Matt Fair, Sean Veza, Collin Steele; **Third Row:** Phillip Whitley, Alex Hendrickson, Assistant Coach Phil McIntyre, Head Coach Pat O'Neil, Assistant Coach Rick Thompson, Adam Bartlett, Gary King; **Not Pictured:** Michael Bradburn, Bory Dowell, Kyle Waggoner.

### TEAM ROSTER

Lt.	Dk.	Name	B/T	Ht.	Pos.	Gr.	AB	H	R	RBI	2B	3B	HR	Avg.
1	1	Drew Storen	Sw/L	5'9"	RHP	9	12	5	1	2	1	0	0	.417
2	2	Kyle Hammonontree	R/R	5'8"	OF	10	60	26	21	21	7	2	5	.433
3	3	Collin Steele	R/R	5'9"	RHP	11	0	0	0	0	0	0	0	.000
4	4	Kyle Waggoner	L/L	5'7"	OF	9	4	1	3	0	0	0	0	.250
5	5	Alex Hendrickson	R/L	5'10"	OF	11	63	20	18	10	2	1	0	.317
6	6	Phillip Whitley	R/R	5'6"	UTIL	12	64	19	16	14	5	0	1	.297
8	8	Nick Shipley	R/R	6'1"	3B	11	108	45	45	54	8	0	17	.417
9	9	Brody Dowell	L/L	5'11"	1B	9	0	0	0	0	0	0	0	.000
11	11	T. J. Baumet	R/R	6'2"	SS	9	101	44	38	25	8	1	8	.436
12	12	Gary King	L/L	5'9"	OF	10	109	44	39	24	9	0	5	.404
13	13	Matt Fair	R/R	6'1"	RHP	12	2	0	0	0	0	0	0	.000
14	14	Cory Dragstrom	R/R	5'11"	2B	11	93	33	30	38	4	2	10	.355
15	15	Austin Nickol	R/R	5'10"	C	11	89	25	23	8	7	0	2	.281
16	16	Michael Bradburn	R/R	5'9"	C	9	1	0	0	0	0	0	0	.000
17	17	Adam Bartlett	R/R	5'10"	OF	11	7	2	5	2	0	0	0	.286
18	18	Matt Snyder	R/R	6'0"	RHP	11	2	1	1	0	0	0	0	.500
20	20	Jeromy Williamson	R/R	5'9"	UTIL	10	5	3	9	0	0	0	0	.600
21	21	Sean Veza	R/R	6'1"	OF	11	91	27	21	23	2	0	4	.297
22	22	Lance Lynn	R/R	6'6"	RHP	11	104	53	30	46	14	0	14	.514
<b>Totals</b>							<b>915</b>	<b>348</b>	<b>302</b>	<b>269</b>	<b>67</b>	<b>6</b>	<b>66</b>	<b>.380</b>

### PITCHERS

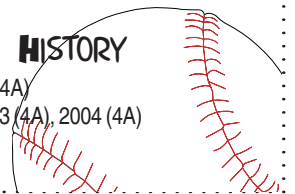
Lt.	Dk.	Name	W-L	ERA	GS	GC	SV	IP	BF	H	R	ER	BB	SO	HB
1	1	Drew Storen	3-0	1.17	4	2	0	24.0	100	20	8	4	6	33	0
5	5	Alex Hendrickson	2-0	0.00	2	1	0	8.6	30	3	0	0	4	6	0
13	13	Matt Fair	6-0	3.96	7	0	0	28.3	120	27	19	16	14	23	2
18	18	Matt Snyder	6-4	3.12	6	2	1	51.6	236	63	39	23	15	48	4
22	22	Lance Lynn	10-2	1.19	13	10	3	94.3	395	60	33	16	45	150	10



Pat O'Neil  
Head Coach

### STATE FINALS HISTORY

Runner-Up: 2003 (4A)  
 Appearances: 2003 (4A), 2004 (4A)



# LAWRENCE CENTRAL BEARS

## CLASS 4A




### TEAM FACTS

**Town/City:** Indianapolis  
**County:** Marion  
**Superintendent:** Dr. Michael Copper  
**Principal:** Mr. Ed Freije  
**Athletic Director:** Sandra Walter  
**Asst. Athletic Director:** Alfie Hernandez  
**Head Coach:** Dan Roman  
**Assistant Coach(es):** Tom Taylor, Rick Shores, Jeff Fitch  
**Student Managers:** Jeff Hartzell  
**Nickname:** Bears  
**School Colors:** Maroon & Gray  
**Conference:** Conference Indiana  
**Enrollment:** 2200  
**Last Year:** 21-9

### 2003-04 RESULTS (26-7)

Date	Opponent	W/L	Score
4/6	Indianapolis Arsenal Tech	W	30-0
4/7	Scecina	W	12-1 (5)
4/14	Lawrence North	L	4-1
4/17	Floyd Central	W	11-0 (6)
4/17	Jennings County	L	17-6
4/19	North Central	W	12-2 (6)
4/20	Perry Meridian	W	3-1
4/21	Martinsville	W	19-4 (6)
4/24	Bishop Chatard	W	6-5
4/24	Bishop Chatard	W	8-4
4/26	Roncalli	W	6-5
4/27	Southport	L	5-4
4/28	Franklin Central	W	13-3 (6)
4/30	Greenfield-Central	W	7-5
5/3	Indianapolis Arlington	W	15-0 (5)
5/4	Decatur Central	W	8-6
5/7	North Central (Marion County)	W	9-5
5/8	Franklin Central (Marion County)	W	18-3 (5)
5/8	Lawrence North (Marion County)	W	13-2
5/11	Pike	W	8-3
5/12	Columbus North	L	6-3
5/14	Warren Central (Marion County)	W	12-2
5/17	Ben Davis	L	2-0
5/18	Bloomington South	L	7-3
5/19	Bloomington North	W	13-3 (5)
5/21	Park Tudor	W	9-2
5/22	Evansville North	W	13-7
5/22	Crown Point	L	11-5
<b>Sectional</b>			
6/3	Cathedral	W	9-6
6/4	Lawrence North	W	5-2
<b>Regional</b>			
6/8	Center Grove	W	6-1
<b>Semi-State</b>			
6/12	Hamilton Southeastern	W	3-2
6/12	Castle	W	10-9




**First Row:** Andy Schernekau, Keith Yost, Brian Deter, Kyle McLaughlin; **Second Row:** Matt Brown, Scott Pellman, Mike McQueen, Rob Stanutz, Mike Mast; **Third Row:** Drew Hormann, Darin Granger, Kyle Abbott, Jake Lawson, Asst. Coach Jeff Hartzell; **Fourth Row:** Asst. Coach Rick Shores, Asst. Coach Tom Taylor, Matt Speckman, Trent Nall, Craig Hormann, Eli Hannoy, Alex Barker, Gordon Mason, Head Coach Dan Roman, Asst. Coach Jeff Fitch, (not pictured – Zach Moore)

### TEAM ROSTER

Lt.	Dk.	Name	B/T	Ht.	Pos.	Gr.	AB	H	R	RBI	2B	3B	HR	Avg.
1	1	Keith Yost	R/R	5'9"	IF	11	24	6	9	3	1	1	0	.250
2	2	Matt Brown	R/R	5'11"	IF	12	66	22	20	17	5	0	4	.329
3	3	Jake Lawson	R/R	5'10"	OF	11	89	25	26	19	3	0	3	.293
4	4	Kyle Abbott	R/R	5'10"	OF	12	108	31	29	18	6	1	0	.327
5	5	Brian Deter	L/R	6'3"	P/IF	12	115	39	32	20	12	0	2	.359
6	6	Rob Stanutz	R/R	5'11"	IF	11	20	11	9	7	1	1	2	.589
7	7	Scott Pellman	R/R	6'3"	P/IF	12	105	38	28	30	7	0	7	.362
8	8	Andy Schernekau	R/R	5'7"	IF/OF	11	0	0	4	0	0	0	0	---
9	9	Gordon Mason	L/L	6'3"	P	12	5	2	2	0	1	0	0	.400
10	10	Drew Hormann	R/R	6'1"	IF	9	2	1	1	0	0	0	0	.500
11	11	Mike McQueen	R/R	5'10"	OF	12	16	8	3	4	2	0	0	.500
13	13	Eli Hannoy	R/R	6'5"	P/OF	12	5	3	5	5	1	0	2	.600
14	14	Kyle McLaughlin	R/R	6'0"	C	12	114	51	35	35	20	3	1	.441
15	15	Darin Granger	R/R	5'10"	OF	10	1	0	5	0	0	0	0	---
17	17	Craig Hormann	R/R	6'5"	P/IF	12	105	41	29	41	7	2	6	.418
18	18	Alex Barker	R/R	5'10"	C	10	0	0	0	0	0	0	0	---
19	19	Trent Nall	R/R	6'0"	OF	12	85	33	29	19	10	1	6	.426
20	20	Mike Mast	R/R	6'0"	P/IF	11	75	21	20	27	8	0	3	.385
22	22	Zack Moore	R/R	6'1"	P	10	0	0	0	0	0	0	0	---
23	23	Matt Speckman	R/R	6'2"	P	10	0	0	0	0	0	0	0	---
<b>Totals</b>							<b>932</b>	<b>307</b>	<b>296</b>	<b>221</b>	<b>67</b>	<b>11</b>	<b>21</b>	<b>.329</b>

### PITCHERS

Lt.	Dk.	Name	W-L	ERA	GS	GC	SV	IP	BF	H	R	ER	BB	SO	HB
5	5	Brian Deter	7-1	2.45	---	---	1	47.2	---	---	22	15	20	65	7
7	7	Scott Pellman	6-1	2.82	---	---	2	29.1	---	---	17	11	19	42	0
23	23	Matt Speckman	5-2	3.88	---	---	---	38.2	---	---	25	20	17	43	2
17	17	Craig Hormann	1-2	3.33	---	---	---	29	---	---	16	15	14	24	1
9	9	Gordon Mason	3-1	3.63	---	---	---	30.2	---	---	37	16	12	24	2



**Dan Roman**  
Head Coach

### STATE FINALS HISTORY

Appearances: 2002 (4A), 2004 (4A)

