

Lapel Bulldogs


Class A

Team Facts

Town/City: Lapel
 County: Madison
 Superintendent: Ned Speicher
 Principal: Jerry Kemerly
 Athletic Director: Jimmie Howell
 Head Coach: Jimmie Howell
 Assistant Coaches: Tim Hildebrand, Kyle Bloom, Justin Coomer, Phil Thomas
 Student Managers: Hannah Brown, Abby Goldsmith, Angela Carey, Natalie Burris, Marianne Oplinger
 Nickname: Bulldogs
 Colors: Black & Vegas Gold
 Conference: White River
 Enrollment: 298 in four grades
 Last Year's Tournament: Finished 14-7; lost to Indianapolis Cardinal Ritter, 58-55, in the Lapel Sectional semifinal

2004-05 Results (24-3)


Date	Opponent	W/L	Score
11/23	at Muncie Central	L	69-45
11/27	at Elwood	W	67-47
12/3	Wapahani	W	76-53
12/4	at Madison-Grant	W	92-58
12/10	Cowan	W	95-35
12/11	Knightstown	W	97-94
12/16	Alexandria	W	88-61
1/4	vs. Elwood	W	74-30
1/7	vs. Pendleton Heights	L	61-56
1/9	vs. Frankton	W	92-69
1/14	Morristown	W	92-59
1/21	at Eastern Hancock	W	59-54
1/22	Frankton	W	66-52
1/25	at Pendleton Heights	L	58-50
1/28	at Sheridan	W	72-55
1/29	at Daleville	W	97-47
2/4	Mt. Vernon	W	65-46
2/5	Tri	W	81-53
2/10	at Shenandoah	W	66-48
2/18	Union	W	94-36
2/22	at Wes-Del	W	88-44
Lapel Sectional			
3/2	Covenant Christian	W	84-57
3/4	Indianapolis Lutheran	W	79-52
3/5	Indianapolis Cardinal Ritter	W	70-50
Frankfort Regional			
3/12	Tri-Central	W	79-63
3/12	Lafayette Central Catholic	W	46-44
Lafayette Jefferson Semi-State			
3/19	Ft. Wayne Blackhawk Christian	W	60-45



First Row: Sara Hoppes, Kasey Horning, Molly Fields, (Mascot) Brittnee House, Caitlin Putman, Kristen Bowen, Brooke Smith; Second Row: Mgr. Marianne Oplinger, Kayla Petty, Brittany Mercer, Baylee Lawther, (Bus Driver) Hershel Teeters, Jenny Lawson, Kelsey Renbarger, Ashley Mowrey, Mgr. Abi Goldsmith; Third Row: Asst. Supt. Bobby Fields, Mgr. Hannah Brown, Andrew Pelsue, Kyle Holsinger, Zach Scott, Jason Holsinger, Brad Lantz, J.R. Howell, Drew Hill, Cheer Coach Tonya Mills, Supt. Ned Speicher; Fourth Row: Asst. Prin. Bill Chase, Mgr. Angela Carey, Jake Vicars, Marty Pritchett, Brett Bays, Head Coach Jimmie Howell, Tyler Prater, Trent Crandall, Ryan Jones, Natalie Burris; Fifth Row: Asst Coach Phil Thomas, Cheer Coach Tina Wilson, Matt Mills, Jon Hull, Asst. Coach Kyle Bloom, Asst. Coach Justin Coomer, Asst. Coach Tim Hildebrand, Seth Bays, Principal Jerry Kemerly.

Team Roster

Lt	Dk	Name	Ht	Gr	Pos	GP	FG	FG%	3-Pt	3FG%	FT	FT%	Ast	Reb	Pts
1	1	Zach Scott	6-1	12	G	26	56-150	.373	22-90	.244	7-14	.500	1.4	1.7	5.5
3	3	Kyle Holsinger	5-8	11	G	27	30-80	.413	9-35	.257	12-18	.667	4.1	1.8	3.2
10	10	Andrew Pelsue	5-9	12	G	22	5-21	.240	3-8	.375	0-5	.000	0.3	0.3	1.2
12	12	Jake Vicars	5-9	9	G	0	0-0	.000	0-0	.000	0-0	.000	0.0	0.0	0.0
14	14	J.R. Howell	5-9	11	G	27	127-240	.529	72-153	.470	58-65	.892	3.5	2.7	14.2
22	22	Jason Holsinger	5-11	12	G	27	212-413	.513	110-227	.485	82-88	.932	7.1	2.9	22.8
23	23	Drew Hill	6-2	12	F	27	108-206	.522	3-12	.250	39-75	.520	1.9	5.3	9.6
30	30	Ryan Jones	5-11	11	G	0	0-0	.000	0-0	.000	0-0	.000	0.0	0.0	0.0
34	34	Trent Crandall	6-1	9	F	0	0-0	.000	0-0	.000	0-0	.000	0.0	0.0	0.0
40	40	Brett Bays	6-4	11	F	27	74-131	.565	0-0	.000	27-36	.750	0.4	2.9	6.5
42	42	Tyler Prater	6-6	10	C	0	0-0	.000	0-0	.000	0-0	.000	0.0	0.0	0.0
50	50	Brad Lantz	6-2	12	C	27	127-197	.649	0-0	.000	40-95	.417	1.3	6.4	11.2
54	54	Marty Pritchett	6-2	10	F	0	0-0	.000	0-0	.000	0-0	.000	0.0	0.0	0.0
Team							761-1471	.517	224-534	.419	275-415	.663	19.8	24.9	75.2
Opponents							551-1257	.438	110-333	.333	220-323	.680	9.7	21.9	53.4



Jimmie Howell
 1st Year Head Coach

State Finals History

Appearances: 1940, 2005 (A)



Loogootee Lions

Class A




Team Facts

Town/City: Loogootee
 County: Martin
 Superintendent: Larry Weitkamp
 Principal: John P. Mullen
 Athletic Director: Steve Brett
 Head Coach: Steve Brett
 Assistant Coaches: Mike Wagoner, Josh Thompson, Greg Dean
 Nickname: Lions
 Colors: Black & Gold
 Conference: Blue Chip
 Enrollment: 314 in four grades
 Last Year's Tournament: Finished 19-5; lost to Tecumseh, 40-39, in White River Valley Regional semifinal

2004-05 Results (21-4)


Date	Opponent	W/L	Score
11/23	Vincennes Rivet	W	46-30
11/26	vs. Northeast Dubois	W	36-26
11/27	at Southridge	L	55-47
12/3	at Northeast Dubois	W	48-35
12/4	at South Knox	W	49-45
12/10	Forest Park	W	45-44
12/17	at Pike Central	W	47-33
12/21	Washington	L	55-44
12/28	Shoals	W	69-36
1/7	at North Daviess	W	47-38
1/8	Washington Catholic	W	67-39
1/15	at Barr-Reeve	W	52-36
1/21	Bloomfield	W	46-40
1/22	at Oakland City Wood	L	72-54
1/25	Springs Valley	W	70-46
1/28	White River Valley	W	56-54
2/5	at Mitchell	W	40-36
2/10	at Orleans	W	33-28
2/18	at Heritage Hills	L	72-49
2/25	North Knox	W	50-33
North Daviess Sectional			
3/4	at North Daviess	W	40-34
3/5	Barr-Reeve (2-ot)	W	40-36
Loogootee Regional			
3/12	Tecumseh	W	45-34
3/12	Covington	W	49-34
Seymour Semi-State			
3/19	Hauser	W	36-35



First Row: Joe Lannan, David Strange, Jordan Divine, Bart Hill, Kris Jeffries, David Henning, Jay Breeden, and Kyle Wittmer; Second Row: Mark Potts, Noah Callahan, Eamon Osborne, Todd Baker, Mark McFeaters, Jackson Hembree, and Brent Dobson; Third Row: Program Assistant Coach Greg Dean, J.V. and Varsity Assistant Coach Mike Wagoner, Head Coach Steve Brett, Freshman Coach Josh Thompson.

Team Roster

Lt	Dk	Name	Ht	Gr	Pos	GP	FG	FG%	3-Pt	3FG%	FT	FT%	Ast	Reb	Pts
4	4	Brent Dobson	5-10	10	G	15	0-1	.000	0-1	.000	2-6	.333	0.4	0.1	0.1
10	10	Jordan Divine	5-11	11	G	25	51-99	.520	16-51	.310	57-73	.780	3.3	2.2	8.4
12	12	Joe Lannan	5-7	11	G	10	1-1	1.000	1-4	.250	0-0	.000	0.0	0.0	0.3
13	13	Bart Hill	6-5	12	C	25	88-179	.490	0-1	.000	53-68	.780	2.0	6.2	9.2
20	20	Mark Potts	5-6	10	G	6	0-0	.000	0-0	.000	0-0	.000	0.2	0.2	0.0
21	21	Kyle Wittmer	5-9	11	G	22	16-34	.470	3-15	.200	14-16	.880	0.7	1.2	2.5
23	23	Noah Callahan	5-10	10	F	5	1-1	1.000	1-1	1.000	0-0	.000	0.2	0.0	1.0
24	24	Jackson Hembree	5-10	10	G	17	7-14	.500	1-2	.500	2-8	.250	0.2	0.7	1.1
30	30	Todd Baker	6-1	10	G	25	74-134	.550	38-99	.380	62-72	.860	1.5	4.6	13.0
32	32	David Henning	6-0	11	F	25	44-90	.490	0-0	.000	24-42	.570	1.0	3.6	4.7
33	33	Kris Jeffries	5-11	12	F	12	2-7	.286	0-0	.000	6-10	.600	0.2	1.0	0.8
40	40	Jay Breeden	5-11	11	F	14	0-4	.000	0-0	.000	0-0	.000	0.1	0.1	0.0
44	44	Eamon Osborne	6-2	10	C	0	0-0	.000	0-0	.000	0-0	.000	0.0	0.0	0.0
45	45	David Strange	6-0	11	G	25	47-99	.470	33-107	.310	42-72	.580	2.9	2.6	9.4
54	54	Mark McFeaters	6-2	10	C	1	0-0	.000	0-0	.000	0-0	.000	0.0	0.0	0.0
Team							331-664	.498	93-280	.333	262-368	.711	12.0	21.4	48.2
Opponents							267-535	.499	98-328	.298	199-311	.639	4.4	17.3	41.1



Steve Brett
 3rd Year Head Coach

State Finals History

State Runner-Up: 1975
 Appearances: 1970, 1975, 2005 (A)



Harding Hawks


Class 2A

Team Facts

Town/City: Fort Wayne
 County: Allen
 Superintendent: Jeffrey Abbott
 Principal: Neal Brown, III
 Athletic Director: Patricia Meadows
 Head Coach: Al Gooden
 Assistant Coaches: Bruce Stephens, J.J. Foster,
 Scott Smiley
 Student Manager: Brittny Wims
 Nickname: Hawks
 Colors: Forest Green & Gold
 Conference: Summit
 Enrollment: 580 in four grades
 Last Year's Tournament: Finished 11-11; lost to
 Bluffton, 54-44, in Bluffton Sectional final

2004-05 Results (16-9)

Date	Opponent	W/L	Score
11/27	at New Haven	W	87-59
12/1	Homestead	W	79-60
12/7	Heritage	W	75-37
12/11	at Fort Wayne Elmhurst	W	83-61
12/14	at Belmont	L	71-65
12/17	at Fort Wayne North Side	L	81-72
12/29	vs. Fort Wayne Elmhurst	L	65-58
1/4	at Fort Wayne Blackhawk	W	60-42
1/14	at Fort Wayne Concordia	L	64-39
1/18	Fort Wayne Snider	W	89-73
1/26	at Elkhart Central	L	54-48
1/28	at Fort Wayne Wayne	W	108-84
2/1	Woodlan	W	60-53
2/2	Fort Wayne Bishop Luers	L	89-87
2/5	Fort Wayne Bishop Dwenger	W	65-59
2/10	Muncie Central	L	69-63
2/15	Fort Wayne Northrop	W	80-55
2/23	at Fort Wayne South Side	L	64-58
2/25	North Central (Indianapolis)	L	72-61
South Adams Sectional			
3/2	Woodlan	W	79-49
3/4	at South Adams	W	58-32
3/5	Bluffton	W	62-44
Blackford Regional			
3/12	Northwestern	W	81-67
3/12	Northfield	W	65-31
Huntington North Semi-State			
3/19	Glenn	W	56-46



First Row: Jermaine Muff, Selwyn Lymon, Rodney Bell, Chris Tabron, Kenny Agnew, James Humphrey;
 Second Row: DeQuione Sanders, Pryce Underwood, Cameron Upshaw, T.J. Snow, Deandre Muhammad.

Team Roster

Lt	Dk	Name	Ht	Gr	Pos	GP	FG	FG%	3-Pt	3FG%	FT	FT%	Ast	Reb	Pts
12	12	Deandre Muhammad	5-10	10	G	25	130-336	.387	67-182	.368	48-69	.696	1.6	3.2	15.0
22	22	Rodney Bell	5-11	12	G	24	69-169	.408	17-69	.246	46-61	.754	5.9	3.0	8.4
24	24	Chris Tabron	5-8	12	G	15	4-12	.333	0-3	.000	1-3	.333	1.0	0.9	0.6
30	30	T.J. Snow	6-1	11	G	4	2-6	.333	0-1	.000	0-0	.000	0.5	0.5	1.0
32	32	Selwyn Lymon	6-5	12	F	25	175-333	.526	0-2	.000	87-121	.719	1.3	8.5	17.5
35	35	Cameron Upshaw	6-3	10	F	13	9-19	.474	2-5	.400	8-12	.667	0.1	1.2	2.2
40	40	DeQuione Sanders	6-1	11	G	25	42-90	.467	4-19	.211	17-32	.531	2.0	4.0	4.2
42	42	Devin Carroll	6-1	10	G	13	2-4	.500	0-0	.000	7-10	.700	0.6	0.5	0.8
44	44	Pryce Underwood	6-1	9	G	25	38-92	.413	26-67	.388	12-17	.706	1.1	1.2	4.6
50	50	Kenny Agnew	6-5	12	C	22	20-57	.351	0-0	.000	7-15	.467	0.1	2.5	2.1
52	52	James Humphrey	6-6	11	F	3	7-12	.583	0-0	.000	0-0	.000	0.3	4.7	4.7
54	54	Jermaine Muff	6-8	10	C	22	82-156	.526	0-0	.000	30-56	.536	0.1	5.0	8.8
Team							660-1434	.460	119-369	.322	298-446	.668	14.1	33.5	69.5
Opponents							536-1232	.435	123-367	.335	286-446	.641	7.5	23.5	59.2



Al Gooden
 15th Year Head Coach

State Finals History

State Champion: 2001 (2A)
 State Runner-up: 2002 (3A)
 Appearances: 2001 (2A), 2002 (3A), 2005 (2A)



Forest Park Rangers



Class 2A

Team Facts

Town/City: Ferdinand
County: Dubois
Superintendent: Robert Johnson
Principal: Jeff Jessee
Athletic Director: Doug Louden
Head Coach: Tom Beach
Assistant Coaches: Matt Sisley, Nate Hawkins, Phil Winkler
Student Managers: Curt Bromm, Brad Weyer
Nickname: Rangers
Colors: Forest Green & Vegas Gold
Conference: Blue Chip
Enrollment: 457 in four grades
Last Year's Tournament: Finished 22-3; lost to eventual state runner-up Brownstown Central, 83-74, in the Southridge Regional semifinals

2004-05 Results (22-4)


Date	Opponent	W/L	Score
11/26	vs. Southridge	L	55-53
11/27	vs. Northeast Dubois	W	70-31
12/2	Washington Catholic	W	47-22
12/4	at Tell City	W	74-55
12/10	at Loogootee	L	45-44
12/17	Northeast Dubois	W	75-39
12/28	Southridge	W	66-47
1/7	Barr-Reeve	W	58-44
1/8	at Perry Central	W	65-46
1/14	South Spencer	W	62-60
1/15	at Paoli	W	57-51
1/21	at Jasper	L	41-39
1/24	at South Knox	W	63-44
1/25	at Crawford County	W	55-47
1/28	at Vincennes Rivet	W	77-64
2/5	Oakland City Wood	W	53-50
2/10	Heritage Hills	W	62-57
2/15	Boonville	L	72-60
2/18	North Knox	W	111-60
2/22	at Shoals	W	86-48
Southridge Sectional			
3/2	South Spencer	W	79-64
3/4	Perry Central	W	77-59
3/5	at Southridge	W	61-46
Southridge Regional			
3/12	Eastern Greene	W	61-51
3/12	Austin	W	79-63
Southport Semi-State			
3/19	Knightstown	W	76-73



First Row: Cheerleaders Aubrey James, Brooke Hessig, Emily Hildenbrand, Whitney Nord, Paige Luebbehusen, Shay Wendholt; Second Row: Video Brad Weyer, Mgr. Curt Bromm, Tim James, David Welp, Matt Atkins, Nathan Allen, Jace Hasenour, Head Coach Tom Beach; Third Row: Coach Nate Hawkins, Coach Matt Sisley, Brett Schlachter, Brandon Hopf, Clint Hopf, Kyle Schroering, Michael Foerster, Coach Phil Winkler.

Team Roster

Lt	Dk	Name	Ht	Gr	Pos	GP	FG	FG%	3-Pt.	3FG%	FT	FT%	Ast	Reb	Pts
10	10	Michael Foerster	6-1	11	G	25	16-66	.242	9-35	.257	18-29	.621	2.0	1.5	2.4
12	12	David Welp	6-1	11	F	26	29-73	.397	4-14	.286	25-37	.676	2.0	1.8	3.3
14	14	Tim James	5-7	11	G	26	57-133	.429	46-106	.434	48-59	.814	3.0	1.3	8.0
20	20	Matt Atkins	5-9	12	G	26	80-224	.357	42-122	.344	62-80	.775	3.5	2.8	10.2
22	22	Nathan Allen	6-0	10	G	25	52-124	.419	32-76	.421	10-13	.769	1.5	2.1	5.8
30	30	Brett Schlachter	6-5	12	C	15	4-11	.364	0-0	.000	8-10	.800	0.1	1.1	1.1
32	32	Jace Hasenour	5-11	11	G	23	20-40	.500	0-6	.000	16-24	.667	1.3	0.9	2.4
34	34	Kyle Schroering	6-4	11	F	26	54-103	.524	0-1	.000	27-46	.587	0.8	4.0	5.2
40	40	Brandon Hopf	6-7	11	F	24	176-266	.662	0-1	.000	46-71	.648	1.7	7.3	16.6
52	52	Clint Hopf	6-7	10	C	26	126-191	.660	0-2	.000	89-132	.674	0.8	9.1	13.1
Team							614-1231	.499	133-363	.366	349-501	.697	16.3	30.7	65.8
Opponents							447-1211	.369	116-442	.262	324-471	.688	5.5	22.2	51.3



Tom Beach
6th Year Head Coach

State Finals History

State Runner-up: 2003 (2A)
 Appearances: 2003 (2A), 2005 (2A)



Plymouth Pilgrims

Class 3A

Team Facts

Town/City: Plymouth
 County: Marshall
 Superintendent: John Hill
 Principal: Richard Tobias
 Athletic Director: Roy Bengé
 Asst. Athletic Director: Mary Beth Hunter
 Head Coach: Jack Edison
 Assistant Coaches: John Scott, Michael Edison,
 Tony Plothow, Tom Isenbarger, Michael Delp,
 Joel Grindle
 Student Manager: Nolin Downs
 Nickname: Pilgrims
 Colors: Red & White
 Conference: Northern Lakes
 Enrollment: 1,004 in four grades
 Last Year's Tournament: Finished 16-7; lost to
 Knox, 68-65, in semi-final of Plymouth Sectional

2004-05 Results (22-3)

Date	Opponent	W/L	Score
11/27	Bremen	W	59-42
11/30	Triton	W	93-28
12/3	at Rochester	W	67-55
12/7	Tippecanoe Valley	W	52-49
12/10	at Peru	W	75-54
12/18	NorthWood	W	44-43
12/28	Elkhart Memorial	W	68-50
12/29	Northridge	L	67-58
1/7	Elkhart Memorial	W	63-51
1/8	at South Bend Adams	W	53-38
1/14	at Concord	L	62-51
1/15	LaPorte	W	53-42
1/21	at Wawasee (3-ot)	W	75-74
1/28	at Northridge	L	55-49
2/2	LaVille	W	74-32
2/4	Goshen	W	54-38
2/10	Warsaw	W	79-66
2/15	Culver Academies	W	68-46
2/18	at South Bend St. Joseph's	W	69-58
2/22	Glenn	W	51-40
Plymouth Sectional			
3/4	South Bend St. Joseph's	W	66-56
3/5	Mishawaka Marian	W	63-50
Plymouth Regional			
3/12	Hammond	W	56-36
3/12	Twin Lakes	W	67-56
Huntington North Semi-State			
3/19	Wawasee	W	62-51



First Row: Katie Muffley, student trainer, Kyle Bengé, Matt Houin, Kyle Plumlee, Geoff Scheetz, Ryan Pickell, Assistant Coach John Scott; Second Row: Head Coach Jack Edison, athletic trainer Kristin Deible, manager Nolin Downs, Assistant Coach Tony Plothow, student athletic trainer Renee Danielson, Randy Davis, Rick Davis, Jason Renz, Korey Bucher, Byron Faulstich, Marc Adams, Assistant Coach Joel Grindle, Chad Clinton, Assistant Coach Michael Edison, Jacob Palmer, Assistant Coach Michael Delp.

Team Roster

Lt	Dk	Name	Ht	Gr	Pos	GP	FG	FG%	3-Pt.	3FG%	FT	FT%	Ast	Reb	Pts
10	10	Jason Renz	6-1	10	F	25	18-40	.450	0-6	.000	9-20	.450	1.0	2.5	1.8
12	12	Kyle Bengé	6-1	12	G	25	242-440	.550	81-186	.435	110-138	.797	3.0	3.4	27.0
14	14	Geoff Scheetz	5-8	12	G	25	105-268	.392	93-248	.375	20-25	.800	1.5	1.4	12.9
20	20	Kyle Plumlee	6-1	12	G	25	58-155	.374	27-82	.329	51-70	.729	3.8	4.0	7.8
24	24	Chad Clinton	5-10	10	G	25	17-44	.386	6-22	.273	15-19	.789	1.2	1.6	2.2
30	30	Randy Davis	5-9	9	G	15	11-17	.647	1-7	.143	9-13	.692	0.3	0.6	2.1
32	32	Marc Adams	5-9	11	G	11	0-1	.000	0-1	.000	2-4	.500	0.0	0.6	0.2
34	34	Rick Davis	6-1	11	F	25	26-46	.565	2-11	.182	28-38	.737	1.2	2.5	3.3
42	42	Matt Houin	6-2	12	F	25	16-32	.500	0-0	.000	6-9	.667	1.3	2.4	1.5
44	44	Korey Bucher	6-2	11	F	23	19-31	.613	0-3	.000	12-20	.600	0.7	1.4	2.2
50	50	Byron Faulstich	6-3	10	F	14	8-14	.571	0-2	.000	4-7	.571	0.0	0.1	1.4
52	52	Ryan Pickell	6-3	12	F	25	22-39	.564	0-0	.000	9-17	.529	0.4	2.6	2.1
Team							542-1127	.481	210-568	.370	275-380	.724	10.7	26.5	62.8
Opponents							453-1004	.451	82-281	.292	251-367	.684	7.0	24.6	49.6



Jack Edison
 32nd Year Head Coach

State Finals History

State Champions: 1982
 Appearances: 1982, 2005 (3A)



Washington Hatchets

Class 3A



Team Facts

Town/City: Washington
County: Daviess
Superintendent: Dr. Tom Miller
Principal: Gary Puckett
Athletic Director: Dave Omer
Asst. Athletic Director: Steve Jones
Head Coach: Dave Omer
Assistant Coaches: Tony Barnard, Alan Bubalo,
 Les Wilson, Kyle Cornelius
Nickname: Hatchets
Colors: Black & Gold
Conference: Big 8
Enrollment: 785 in four grades
Last Year's Tournament: Finished 18-5; lost to
 Vincennes Lincoln, 64-54, in the Washington
 Sectional championship game

2004-05 Results (26-2)


Date	Opponent	W/L	Score
11/24	Barr-Reeve	W	68-30
12/4	vs. E. Chicago Central (ot)	W	52-42
12/11	Sullivan	W	50-31
12/14	Washington Catholic	W	57-10
12/17	South Knox	W	48-24
12/18	Barr-Reeve	W	47-39
12/21	at Loogootee	W	55-44
12/28	Mt. Vernon	W	52-38
12/30	vs. Carmel	L	54-37
12/30	vs. Bellmont	L	59-54
1/8	Evansville Mater Dei	W	58-43
1/14	Jasper	W	43-32
1/15	Princeton	W	77-33
1/21	at Gibson Southern	W	65-39
1/22	at Pike Central	W	94-50
1/28	at Boonville	W	63-31
2/2	Vincennes Lincoln	W	66-60
2/4	Mitchell	W	45-27
2/10	at Owen Valley	W	69-45
2/15	Southridge	W	51-35
2/18	at Mt. Carmel (Ill.)	W	89-59
2/22	at North Daviess	W	74-45
2/25	White River Valley	W	58-32
Washington Sectional			
3/4	Gibson Southern	W	70-51
3/5	Vincennes Lincoln	W	83-60
Washington Regional			
3/12	Edgewood	W	72-33
3/12	Scottsburg	W	88-68
Seymour Semi-State			
3/19	Roncalli	W	51-46



First Row: Kyle Price, David Brashear, Bart Young, Kevin Decker, Ross Wade, Brett Matteson; Second Row: Tony Barnard, (Asst. Coach); Jordan Winkler, Justin Smith, Joel McDonald; Kyle Cornelius (Asst. Coach); Les Wilson, (Asst. Coach); Third Row: Tyler Zeller, Bryan Bouchie, Luke Zeller, Isaac Stoll, Alan Bubalo (Asst. Coach); Dave Omer (Head Coach).

Team Roster

Lt	Dk	Name	Ht	Gr	Pos	GP	FG	FG%	3-Pt	3FG%	FT	FT%	Ast	Reb	Pts
12	12	Kyle Price	6-0	9	G	1	0-0	.000	0-0	.000	0-0	.000	0.0	0.0	0.0
14	14	Kevin Decker	6-1	11	G	21	9-32	.281	4-17	.235	8-11	.727	0.4	0.9	1.4
20	20	Brett Matteson	6-2	12	G	28	24-48	.500	12-30	.400	12-19	.632	1.2	1.1	2.6
22	22	Bart Young	5-10	12	G	27	25-81	.309	21-72	.292	9-14	.643	1.4	1.2	3.0
24	24	Joel McDonald	6-2	12	G	28	51-114	.447	8-30	.267	37-53	.698	3.3	2.2	5.3
30	30	David Brashear	6-0	11	F	20	6-14	.429	2-7	.286	5-6	.833	0.1	0.4	1.0
32	32	Jordan Winkler	6-1	11	F	20	3-7	.429	0-1	.000	3-4	.750	0.2	0.8	0.5
34	34	Justin Smith	6-2	12	G	28	120-214	.561	31-83	.373	38-55	.691	1.7	2.0	11.0
40	40	Luke Zeller	6-11	12	C	28	199-337	.591	20-53	.377	124-175	.709	3.8	8.9	19.4
42	42	Ross Wade	6-1	10	G	15	2-12	.167	0-6	.000	7-8	.875	0.1	0.4	0.7
44	44	Isaac Stoll	6-4	12	F	28	105-201	.522	32-83	.386	64-82	.780	2.7	8.1	10.9
50	50	Tyler Zeller	6-7	9	F	0	0-0	.000	0-0	.000	0-0	.000	0.0	0.0	0.0
55	55	Bryan Bouchie	6-8	10	C	28	84-154	.545	0-1	.000	43-81	.531	1.4	3.5	7.5
Team							628-1214	.517	130-383	.339	350-508	.689	16.0	28.6	62.0
Opponents							416-1203	.346	134-515	.260	194-294	.660	7.8	19.9	41.7



Dave Omer
 11th Year Head Coach

State Finals History

State Championships: 1930, 1941, 1942
 Appearances: 1917, 1918, 1919, 1920, 1925,
 1927, 1928, 1929, 1930, 1931, 1941, 1942,
 2005 (3A)



Muncie Central Bearcats

Class 4A

Team Facts

Town/City: Muncie
 County: Delaware
 Superintendent: Dr. Marlin Creasy
 Principal: Dick Daniel
 Athletic Director: Tom Jarvis
 Head Coach: Matt Fine
 Assistant Coaches: Rodney Thomas, Jerry Edwards, Mike Wingert, Dave Mills, Dr. Max Rudicel, Mike Bree, Matt Justin, Nick Tschuor
 Student Managers: Chris Campbell, Rodney Pearson, Devon Davis
 Nickname: Bearcats
 Colors: Purple & White
 Conference: North Central
 Enrollment: 1,150 in four grades
 Last Year's Tournament: Finished 20-4; lost to Fort Wayne South Side, 61-59, in the Marion Regional semifinal

2004-05 Results (27-1)

Date	Opponent	W/L	Score
11/23	Lapel	W	69-45
12/3	Logansport	W	67-45
12/4	at Indianapolis Manual	W	84-56
12/10	Richmond	W	69-63
12/11	at Greenfield-Central	W	81-51
12/17	at Jay County	W	66-36
12/18	Delta	W	52-36
12/22	Pike (ot)	L	64-60
12/30	vs. Bellmont	W	51-39
12/30	vs. Carmel	W	49-45
1/14	Anderson	W	63-60
1/15	Noblesville	W	59-53
1/21	vs. Muncie South	W	54-39
1/22	at North Central (Indianapolis)	W	73-62
1/28	at New Castle	W	52-45
1/29	Anderson Highland	W	102-44
2/4	at Kokomo	W	49-45
2/5	Yorktown	W	59-34
2/9	at Huntington North	W	88-82
2/10	at Harding	W	69-63
2/18	at Marion	W	60-59
2/24	Ben Davis	W	84-50
Richmond Sectional			
3/1	Anderson	W	79-58
3/4	Muncie Southside	W	70-39
3/5	at Richmond	W	57-51
Marion Regional			
3/12	Fort Wayne North Side	W	80-52
3/12	Kokomo	W	68-39
Lafayette Jefferson Semi-State			
3/19	Gary West Side	W	69-40



First Row: Josiah Miller, Grant Rush, Andrew Brown, Jordan Armstrong, Alex Daniel, Nate Mills, Ty Riddle;
 Second Row: Mgr. Devon Davis, Assistant Jerry Edwards, Assistant Rodney Thomas, Assistant Mike Wingert,
 Head Coach Matt Fine, Statistician Dave Mills, Mgr. Rodney Pearson, Mgr. Chris Campbell; Third Row: Brandon
 Jenkins, Joe Williams, Chris Parris, Tom Freeman, Terry Jenkins, Ben Botts, Chandler Adams.

Team Roster

Lt	Dk	Name	Ht	Gr	Pos	GP	FG	FG%	3-Pt.	3FG%	FT	FT%	Ast	Reb	Pts
10	10	Grant Rush	5-8	12	G	20	12-22	.545	0-1	.000	6-10	.600	1.1	1.1	1.6
12	12	Ben Botts	6-1	10	G	27	37-77	.481	15-33	.455	18-26	.692	1.3	1.4	4.0
15	15	Josiah Miller	5-11	12	G	28	129-277	.466	29-76	.382	74-104	.712	3.8	3.6	12.9
20	20	Alex Daniel	6-2	12	G	28	117-220	.531	16-47	.340	117-165	.709	5.1	5.2	13.1
22	22	Brandon Jenkins	6-0	10	G	10	2-9	.222	0-7	.000	0-0	.000	0.3	0.7	0.4
24	24	John Peckinpaugh	6-2	9	G	1	0-1	.000	0-0	.000	0-0	.000	0.0	0.0	0.0
30	30	Terry Jenkins	6-2	11	F	28	36-88	.409	7-29	.241	23-27	.852	0.6	2.1	3.6
32	32	Andrew Brown	6-3	12	F	24	56-91	.615	0-1	.000	36-56	.643	2.7	4.2	6.1
34	34	Ty Riddle	6-0	12	G	28	117-275	.425	88-213	.413	45-49	.918	1.4	1.4	13.1
40	40	Tom Freeman	6-4	10	F	17	7-19	.368	4-13	.308	10-14	.714	0.5	1.2	1.7
42	42	Nate Mills	6-1	12	F	27	29-60	.483	0-6	.000	7-17	.412	0.3	2.1	2.4
44	44	Joe Williams	6-3	11	C	6	3-3	1.000	0-0	.000	0-0	.000	0.0	0.3	1.0
50	50	Jordan Armstrong	6-6	12	C	26	111-170	.653	0-0	.000	62-101	.614	0.6	7.3	10.9
54	54	LeMarqus Coatie	6-0	11	F	6	1-1	1.000	1-1	1.000	0-2	.000	0.3	0.2	0.5
Team							659-1317	.500	160-427	.375	405-583	.695	15.7	28.3	67.3
Opponents							526-1225	.429	121-432	.280	230-337	.682	-----	22.3	49.8



Matt Fine
 1st Year Head Coach

State Finals History

State Champion: 1928, 1931, 1951, 1952,
 1963, 1978, 1979, 1988
 State Runner-Up: 1923, 1927, 1930, 1954,
 1960
 Appearances: 1917, 1918, 1921, 1923, 1925,
 1927, 1928, 1929, 1930, 1931, 1933, 1948,
 1951, 1952, 1954, 1958, 1960, 1963, 1970,
 1978, 1979, 1988, 2005 (4A)


Class 4A

Team Facts

Town/City: Indianapolis
County: Marion
Superintendent: Dr. Mike Copper
Principal: Lynn L. Lupold
Athletic Director: Grant Nesbit
Asst. Athletic Director: Jim Zeller
Head Coach: Jack Keefer
Assistant Coaches: Ralph Scott, Jim Etherington, J.R. Shelt, Joe Leonard, Doug Miller, Chris Giffin, David Speckman, Kyle Williams, Bob Mesalam
Student Managers: Jasmine Starks, Chris Adkins, James Beavers, Stephanie Woods, Mike Muller, John Means
Athletic Trainers: Sherry Molinar, Jennifer Johnson
Team Doctor: Dr. Frank Wilson
Nickname: Wildcats
Colors: Red & Green
Conference: Metropolitan Interscholastic
Enrollment: 2,900 in four grades
Last Year's Tournament: Finished 29-2; defeated Columbia City, 50-29, to win state championship

2004-05 Results (23-2)


Date	Opponent	W/L	Score
11/24	Lawrence Central	W	77-43
11/27	at Brebeuf Jesuit	W	71-37
12/3	at Terre Haute South	W	52-40
12/4	Marion	W	76-57
12/9	Poplar Bluff (Mo.)	W	56-40
12/11	at Fort Wayne Snider	W	71-61
12/17	at Indianapolis Arlington	L	70-60
12/28	vs. Detroit Romulus	W	86-66
1/4	Franklin Central	W	54-49
1/10	vs. North Central (Indianapolis)	L	69-63
1/21	North Central (Indianapolis)	W	76-47
1/26	Warren Central	W	63-42
1/28	at Indianapolis Broad Ripple	W	82-44
1/29	at Center Grove	W	89-44
2/4	Carmel	W	53-49
2/10	at Ben Davis	W	76-67
2/19	Bloomington South	W	71-51
2/22	at Pike	W	59-40
2/25	at Terre Haute North	W	75-44
Lawrence Central Sectional			
3/2	Indianapolis Manual	W	65-27
3/4	Indianapolis Arlington	W	60-45
3/5	Indianapolis Cathedral	W	39-30
Pike Regional (Hinkle Fieldhouse)			
3/12	Pike	W	54-46
3/12	North Central (Indianapolis)	W	56-42
Southport Semi-State			
3/19	Terre Haute South	W	71-52



First Row: Warren Wallace, Wesley Smith, Brandon Coffey, Mike Conley, Brandon McPherson, Cameron Carlton, Tom Means, Kamal Thomas; Second Row: Brandon McDonald, Terron Bibbs, Jason Weigel, Anthony Oden, Greg Oden, Donald Cloutier, Jeremy Henderson, Damian Windham; Third Row: Quadr Owen, Will Patterson, Marcus Isaac, Tyler Morris, Zack Stewart, J.T. Owens, Korey Bobo.

Team Roster

Lt	Dk	Name	Ht	Gr	Pos	GP	FG	FG%	3-Pt.	3FG%	FT	FT%	Ast	Reb	Pts
2	2	Tyler Morris	6-0	12	G	25	41-78	.526	8-18	.444	24-34	.706	2.6	2.2	4.6
5	5	J.T. Owens	6-0	11	G	8	3-5	.600	0-1	.000	2-2	1.000	0.0	0.5	1.0
10	10	Brandon McPherson	6-1	12	G	25	98-163	.601	1-11	.091	40-52	.769	2.0	2.7	9.5
11	11	Mike Conley	6-1	11	G	25	73-153	.477	17-51	.333	44-68	.647	5.1	3.2	10.9
20	20	Terron Bibbs	6-4	10	F	0	0-0	.000	0-0	.000	0-0	.000	0.0	0.0	0.0
22	22	Tom Means	6-2	12	G	19	13-31	.419	2-8	.250	3-5	.600	0.0	1.6	1.9
24	24	Jason Weigel	6-4	11	F	7	2-7	.286	0-3	.000	0-0	.000	0.0	0.1	0.6
30	30	Damian Windham	6-4	10	F	5	1-1	1.000	0-0	.000	2-5	.400	0.0	0.2	0.6
32	32	Brandon Coffey	6-1	12	G	25	25-48	.521	1-5	.200	3-5	.600	0.6	1.6	2.2
33	33	Warren Wallace	6-4	12	G	24	31-69	.449	1-3	.333	39-48	.813	0.9	2.5	4.3
34	34	Will Patterson	6-1	11	F	8	2-5	.400	0-0	.000	2-5	.400	0.0	1.0	0.8
35	35	Brandon McDonald	6-3	11	G	25	23-61	.377	2-18	.111	7-12	.583	1.4	1.6	2.2
40	40	Donald Cloutier	6-7	12	F	25	94-170	.553	1-5	.200	30-57	.526	1.3	4.9	8.8
42	42	Anthony Oden	6-8	9	C	1	0-1	.000	0-0	.000	0-0	.000	0.0	0.0	0.0
50	50	Greg Oden	7-0 ^{1/2}	11	C	25	192-286	.671	0-0	.000	108-168	.643	1.3	9.6	19.7
52	52	Korey Bobo	6-3	12	C	16	11-21	.524	0-1	.000	1-6	.167	0.1	0.6	1.4
54	54	Jeremy Henderson	6-9	11	F	0	0-0	.000	0-0	.000	0-0	.000	0.0	0.0	0.0
55	55	Zack Stewart	6-1	12	G	19	42-91	.462	16-43	.372	8-14	.571	1.0	1.0	5.7
Team							651-1191	.547	49-167	.293	312-480	.659	16.7	33.3	66.5
Opponents							418-1147	.364	146-444	.329	220-334	.659	8.0	24.0	48.1



Jack Keefer
29th Year Head Coach

State Finals History

State Champion: 1989, 2004 (4A)
 Appearances: 1989, 2004 (4A), 2005 (4A)

