

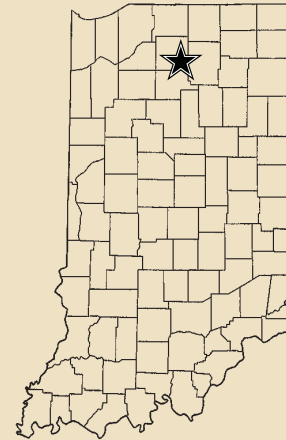


# Triton Trojans

## Class A



Front Row (left to right): Zak Shively, Stephen Rowe, Jackson Downing, Nick Nordmann, Quentyn Carpenter; Second Row: Jodie Lemler (manager), Marc Lindsey, Dane Kennedy, Drew Mosson, Griffyn Carpenter, Dorthoy Gonzalez (manager); Back Row: Nargiza Amirova (manager), Aaron Stevens (manager), Head Coach Jason Groves, Jordan Everett, Clay Yeo, Austin Davis, Blake Lemler, Seth Glingle, Asst. Coach Dave Carpenter, Oliva Reichert (manager), Zak Boyer (manager).



### Team Roster & Statistics

Lt.	Dk.	Name	Ht.	Gr.	Pos.	GP	FG-FGA	FG%	3FG%	FT%	Asst.	Reb.	Pts.
4	4	Griffyn Carpenter	6-1	12	G	23	161-283	.569	.450	.808	1.9	3.7	19.1
5	5	Clay Yeo	6-5	10	F	24	144-268	.537	.271	.732	2.6	4.8	16.3
10	10	Zak Shively	5-11	11	G	19	18-37	.486	.333	.500	3.0	1.2	2.4
14	14	Dane Kennedy	6-1	12	F	21	5-10	.500	.000	.750	0.1	0.6	0.6
20	20	Cody Shively	6-0	9	F	8	1-2	.500	.000	.000	0.0	0.0	0.3
22	22	Marc Lindsey	6-0	11	F	18	2-11	.180	.250	.600	0.2	0.4	0.4
24	24	Quentyn Carpenter	5-10	10	G	26	39-100	.390	.361	.815	2.4	2.1	4.7
30	30	Austin Davis	6-6	12	C	26	60-100	.600	.000	.488	1.1	4.8	5.4
33	33	Jordan Everett	6-4	12	F	26	67-147	.456	.444	.683	1.5	4.0	7.8
34	34	Drew Mosson	6-1	10	G	11	5-16	.310	.250	1.000	0.0	0.3	1.9
40	40	Seth Glingle	6-3	10	C	15	3-7	.429	.000	.143	0.0	0.9	0.5
42	42	Blake Lemler	6-2	12	C	26	38-71	.535	.000	.419	0.5	3.9	3.4

Team Totals / Percentages	545-1069	.510	.384	.682	24.1	29.0	57.1
Opponent Totals / Percentages	399-1032	.387	.287	.571	7.5	21.9	41.5

### State Finals History

State Champion: 2008 (A)  
 Runner-Up: 2009 (A)  
 Appearances: 2008 (A), 2009 (A), 2011 (A)



Jason Groves  
 Head Coach  
 6th Year (74-22)

### Team Facts

Town/City: Bourbon  
 County: Marshall  
 Superintendent: Carl Hilling  
 Principal: Michael Chobanov  
 Athletic Director: Mason McIntyre  
 Head Coach: Jason Groves  
 Assistant Coaches: Dave Carpenter, Gordon Mosson, Matt Landis, Steve Duff, Eric Callahan (Athletic Trainer)  
 Nickname: Trojans  
 School Colors: Royal Blue and Gold  
 Conference: Northern State  
 Enrollment: 316  
 Starters Returning From Last Year: 3  
 Last Year's Final Won-Loss Record: 22-3

### Season Results (23-3)

11/24	at Oregon-Davis	W	84-20
11/30	at Plymouth	W	55-37
12/3	at NorthWood (OT)	L	43-50
12/7	North Miami	W	77-48
12/11	at Mishawaka Marian	L	52-56
12/14	at Bethany Christian	W	52-35
12/17	New Prairie	W	52-36
12/21	vs. Warsaw	L	43-55
1/4	Elkhart Christian	W	69-39
1/12	Glenn	W	54-37
1/15	Culver Community	W	69-49
1/18	at New Prairie (OT)	W	62-59
1/21	at LaVille	W	59-44
1/22	vs. Culver Community	W	65-54
1/28	at Jimtown	W	50-31
2/5	at LaVille	W	69-59
2/10	Bremen	W	67-42
2/15	Rochester	W	35-32
2/18	Tippecanoe Valley	W	51-35
2/22	at Argos	W	55-20
2/25	at Knox	W	52-46

### Triton Sectional

3/4	South Central (Union Mills)	W	46-39
3/5	Westville	W	65-37

### Triton Regional

3/12	Pioneer	W	60-42
3/12	Morgan Township	W	55-47

### Lafayette Jefferson Semi-State

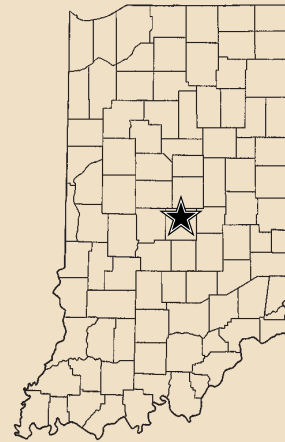
3/19	Rockville (OT)	W	44-42
------	----------------	---	-------

# Indianapolis Metropolitan Pumas

## Class A



Front Row (left to right): Romeo Quarterman, Reese Williams; Middle Row: Head Coach Nick Reich, Jerrbryon Graves, Raymond Green, Jonathan Kelly, Asst. Coach Richard Bishop; Back Row: Anthony Jackson, William Kennedy, Jared Tapley.



### Team Facts

Town/City: Indianapolis  
 County: Marion  
 Superintendent: Scott Bess  
 Principal: Tarek Zawahri  
 Athletic Director: Tarek Zawahri  
 Head Coach: Nick Reich  
 Assistant Coach: Richard Bishop  
 Nickname: Pumas  
 School Colors: Royal Blue and White  
 Conference: Independent  
 Enrollment: 423  
 Starters Returning From Last Year: 2  
 Last Year's Final Won-Loss Record: 11-11

### Team Roster & Statistics

Lt.	Dk.	Name	Ht.	Gr.	Pos.	GP	FG-FGA	FG%	3FG%	FT%	Ast.	Reb.	Pts.
2	2	Jonathan Kelly	6-1	12	G	27	29-75	.387	.296	.667	1.2	3.0	6.0
3	3	Romeo Quarterman	5-8	9	G	12	1-3	.333	.167	1.000	0.2	0.2	0.4
5	5	Reese Williams	5-10	12	G	27	58-102	.569	.317	.649	2.1	3.2	8.5
21	21	Jared Tapley	6-2	12	F	24	12-25	.480	0.00	.750	0.2	0.3	1.8
23	23	William Kennedy	6-10	12	C	25	25-48	.521	0.00	.500	0.0	3.6	3.6
30	30	Raymond Green	6-1	12	G	27	154-242	.636	.167	.750	1.2	4.2	19.8
31	31	Jerrbryon Graves	5-9	12	G	27	67-134	.500	.271	.719	7.4	2.9	11.0
34	34	Anthony Jackson	6-3	12	F	25	95-185	.514	.167	.606	1.2	10.2	12.1

Team Totals / Percentages    441-814    .542    .250    .675    14.9    32.3    67.3

### State Finals History

First Appearance



Nick Reich  
 Head Coach  
 4th Year (50-41)

### Season Results (21-6)

11/27	at Providence	L	60-65
12/2	at Horizon Christian	L	66-74
12/3	at Baptist Academy	W	65-52
12/4	at Greenwood Christian	W	79-75
12/8	at Indpls. Cardinal Ritter	L	67-68
12/14	at International	W	68-31
12/18	at Fall Creek Academy	W	70-66
12/21	at Heritage Christian	L	56-62
12/28	at Indianapolis Lutheran	W	55-43
1/7	at Tindley	W	55-52
1/8	Campagna Academy	W	91-34
1/14	at Guerin Catholic	W	61-47
1/18	at Horizon Christian	L	51-54
1/22	at Indian Creek	W	74-53
1/27	at Indiana School for the Deaf	W	101-26
2/10	at Bethesda Christian	W	56-40
2/11	at Providence Cristo Rey	W	94-50
2/12	at University	W	55-47
2/15	at Cascade	W	68-50
2/17	at Greenwood Christian	L	82-87
2/23	Irvington Prep Academy	W	69-49

### Crispus Attucks Sectional

3/1	Bethesda Christian	W	56-38
3/4	University	W	62-52
3/5	Fall Creek Academy	W	75-44

### Martinsville Regional

3/12	Southwestern (Shelbyville)	W	47-44
3/12	Shawe Memorial	W	64-61

### Southport Semi-State

3/19	North Daviess	W	61-50
------	---------------	---	-------

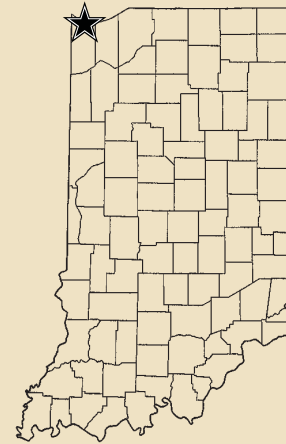


# Hammond Bishop Noll Warriors

## Class 2A



Front Row (left to right): John Dodson, Ross Poland, Matthew Sandoval, Larry Crisler, Eric Roldan, Jonathon Bock, Raymonte Tucker; Back Row: Asst. Coach Javier Heridia, Asst. Coach Clifton Rhodes, Jose Rosario, Jordan Taylor, Milos Kostic, Ronnye Beamon Jr., Adonis Filer, Daniel Pobereyko, Head Coach Drew Trost, Asst. Coach Howard Ullrich.



### Team Roster & Statistics

Lt.	Dk.	Name	Ht.	Gr.	Pos.	GP	FG-FGA	FG%	3FG%	FT%	Ast.	Reb.	Pts.
3	3	Adonis Filer	6-3	12	PG	26	151-291	.512	.352	.612	3.2	4.4	15.9
4	4	Jonathon Bock	5-10	11	G	25	33-69	.478	.385	.636	0.6	1.1	3.5
5	5	John Dodson	6-1	11	G	26	85-162	.525	.132	.821	2.2	2.7	9.4
10	10	Milos Kostic	6-8	10	F	26	72-134	.537	.333	.822	2.7	5.1	7.3
12	12	Ray Tucker	5-6	12	G	26	19-35	.543	.333	.818	0.8	1.1	1.9
20	20	Eric Roldan	5-9	11	G	9	4-9	.444	.333	.500	0.1	0.2	1.2
21	21	Ross Poland	6-1	12	G	21	15-40	.375	.387	.000	0.3	0.4	2.0
23	23	Ronnye Beamon, Jr.	6-4	11	G	26	93-204	.456	.349	.770	1.5	4.9	11.4
24	24	Danny Pobereyko	6-4	10	G/F	11	8-10	.800	.000	.444	0.4	1.2	1.8
25	25	Larry Crisler	6-2	9	G/F	26	80-115	.696	.000	.764	1.4	4.8	8.3
31	31	Matt Sandoval	5-11	10	G	8	7-8	.625	.000	.000	0.9	0.9	1.3
32	32	Jordan Taylor	6-3	10	F	6	0-2	.000	.000	.200	0.0	0.3	0.2
33	33	Jose Rosario	6-3	11	F	26	65-119	.546	.454	.541	0.7	3.2	5.9

Team Totals / Percentages  
Opponent Totals / Percentages

631-1206 .523 .329 .712 13.8 28.3 66.7  
46.8

### State Finals History

Appearances: 1988, 2011 (2A)



Drew Trost  
Head Coach  
6th Year (90-47)

### Team Facts

Town/City: Hammond  
County: Lake  
Superintendent: Barbarba O'Block  
Principal: Colleen McCoy-Cejka  
Athletic Director: Edward Hreha  
Head Coach: Drew Trost  
Assistant Coaches: Howard Ullrich, Javier Heridia, Cliff Rhodes, Josh Belluomini  
Nickname: Warriors  
School Colors: Navy and Gold  
Conference: Greater South Shore  
Enrollment: 400  
Starters Returning From Last Year: 3  
Last Year's Final Won-Loss Record: 17-5

### Season Results (26-0)

11/27 Hammond Morton W 69-66  
12/2 Hobart W 68-44  
12/4 at Calumet W 90-61  
12/10 North Newton W 77-19  
12/11 at Lowell W 95-69  
12/18 at Lake Station Edison W 61-38  
1/3 at Bowman Academy W 59-58  
1/5 at Wheeler W 56-52  
1/8 Marquette Catholic W 72-28  
1/14 River Forest W 62-22  
1/18 Calumet W 66-46  
1/21 Whiting W 76-30  
1/22 at Wheeler W 63-43  
1/28 at Hammond W 71-55  
1/29 at Whiting W 67-41  
2/5 Valparaiso W 58-46  
2/8 at Highland W 62-52  
2/12 at Hammond Gavitt W 48-38  
2/15 at Griffith W 76-51  
2/18 East Chicago Central W 82-69  
2/25 Andean W 68-57

#### Wheeler Sectional

3/4 Hanover Central W 65-59  
3/5 Lake Station Edison W 50-28

#### North Judson Regional

3/12 Prairie Heights W 70-54  
3/12 Westview W 51-41

#### Huntington North Semi-State

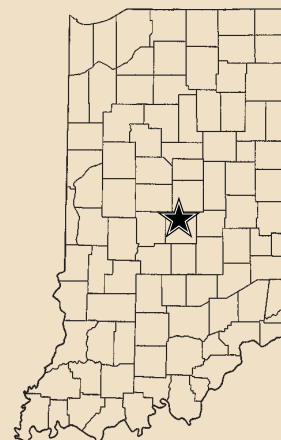
3/19 Tipton W 53-50

# Park Tudor Panthers

## Class 2A



Front Row (left to right): J.B. Rapp, Austin Kyker, Lincoln Plews, Kevin Ferrell, C.J. Harrington, Alex Mack;  
Back Row: Troy Spears, Trevon Bluiett, Travis Wilson, Christian Englum, Brendan Tannenbaum, Paul Bayt.



### Team Facts

Town/City: Indianapolis  
 County: Marion  
 Superintendent: Doug Jennings  
 Principal: Debbie Everett  
 Athletic Director: Brad Lennon  
 Assistant Athletic Director: Kyle Cox  
 Head Coach: Ed Schilling  
 Assistant Coaches: April McDivitt-Foster, Kyle Cox, David Dawson, Brandon Crone  
 Student Managers: Andrew Stickney and Stuart Summerville  
 Nickname: Panthers  
 School Colors: Red and White  
 Conference: Indiana Crossroads  
 Enrollment: 418  
 Starters Returning From Last Year: 3  
 Last Year's Final Won-Loss Record: 15-11

### Team Roster & Statistics

Lt.	Dk.	Name	Ht.	Gr.	Pos.	GP	FG-FGA	FG%	3FG%	FT%	Ast.	Reb.	Pts.
10	10	C.J. Harrington	6-0	10	G	20	1-3	.333	.000	.000	0.1	0.3	0.1
11	11	Kevin Ferrell	5-11	11	G	27	138-221	.624	.425	.768	6.6	3.0	18.7
12	12	Alex Mack	5-11	9	G	5	0-0	.000	.000	.000	0.2	0.2	0.0
13	13	Lincoln Plews	6-1	12	G	22	1-2	.500	.167	.286	0.0	0.1	0.3
15	15	Paul Bayt	6-4	11	F	27	21-57	.368	.375	.815	0.5	2.9	7.7
20	20	Austin Kyker	6-0	11	G	26	9-16	.563	.333	.555	1.0	0.6	1.8
22	22	Trevon Bluiett	6-5	9	F	27	114-166	.687	.425	.800	1.0	7.6	13.7
24	24	J.B. Rapp	6-3	11	G	27	32-58	.552	.467	.838	2.0	1.2	8.3
32	32	Troy Spears	6-3	9	F	26	66-98	.673	.087	.772	0.8	3.2	7.0
33	33	Christian Englum	6-5	11	C	25	9-11	.818	.000	.462	0.0	1.3	1.0
34	34	Brendan Tannenbaum	6-5	11	F	27	13-23	.565	.389	.763	0.6	5.1	4.4
44	44	Travis Wilson	6-7	12	C	15	1-3	.333	.000	.000	0.0	0.1	0.1

Team Totals / Percentages 405-658 .616 .392 .756 12.6 24.9 62.6  
 Opponent Totals / Percentages 45.4

### State Finals History

Runner-Up: 2010 (2A)  
 Appearances: 2010 (2A), 2011 (2A)



Ed Schilling  
 Head Coach  
 2nd Year (40-13)

### Season Results (25-2)

11/24	University	W	78-29
11/27	at Indianapolis Washington	W	53-36
12/4	Roncalli	W	58-45
12/10	Beech Grove	W	67-42
12/11	at Cov. Christian (Indpls.)	W	59-36
12/17	at Guerin Catholic	L	58-67
12/18	Triton Central	W	61-47
12/28	at Tri-West	W	67-48
12/29	vs. Winchester	W	49-40
12/30	at Lapel	W	76-53
1/7	Heritage Christian	W	81-55
1/12	vs. Roncalli	W	57-47
1/13	vs. Indianapolis Lutheran	W	65-34
1/14	vs. Lawrence Central	L	48-59
1/18	Speedway	W	77-43
1/25	Indpls. Cardinal Ritter	W	63-45
2/4	at Brebeuf Jesuit	W	52-47
2/9	at Indpls. Scecina Memorial	W	51-38
2/15	at Indianapolis Lutheran	W	58-29
2/18	at Indpls. Bishop Chatard	W	72-55
2/22	Indianapolis Cathedral	W	67-55

#### Triton Central Sectional

3/1	Heritage Christian	W	72-61
3/4	Indianapolis Scecina	W	57-34
3/5	Indianapolis Washington	W	67-51

#### Connersville Regional

3/12	Centerville	W	56-36
3/12	Winchester	W	63-48

#### Seymour Semi-State

3/19	Forest Park	W	57-45
------	-------------	---	-------



# Culver Academies Eagles

## Class 3A



(Left to right): David Mizhari, Jermaine Myers, Willie Strong, Alex Dodane, Juwan Brescacin, Chier Ajou, Peter Bin, Hyeong-Woo Kan, Davis Payne, Hayes Barnes, Aramonti Phillips, Eljay Murray.



### Team Roster & Statistics

Lt.	Dk.	Name	Ht.	Gr.	Pos.	GP	FG-FGA	FG%	3FG%	FT%	Ast.	Reb.	Pts.
3	3	Jermaine Myers	6-1	11	G	25	162-320	.506	.366	.773	5.3	4.3	19.8
5	5	Hayes Barnes	5-9	9	G	25	33-93	.355	.426	.852	1.2	1.7	4.3
10	10	David Dilts	6-1	9	F	1	0-0	.000	.000	.000	0.0	1.0	0.0
11	11	Peter Bin	5-11	12	G	8	0-2	.000	.000	.000	0.0	0.3	0.0
22	22	Eljay Murray	5-11	9	G	24	20-63	.317	.298	.000	0.2	0.6	2.3
24	24	Aramonti Phillips	5-11	10	G	22	2-12	.167	.000	.286	0.4	0.9	0.3
25	25	Juwan Brescacin	6-5	12	F	25	142-282	.504	.167	.603	1.8	7.7	14.5
30	30	Hyeong-Woo Kan	6-3	12	F	9	0-1	.000	.000	.500	0.0	0.0	0.2
31	31	Nick Zalduendo	6-1	9	G	4	1-3	.333	.000	.500	0.0	0.5	0.8
33	33	Alex Dodane	6-2	11	F	25	26-82	.317	.283	.700	0.5	2.0	2.9
34	34	Chier Ajou	7-1	12	C	19	77-130	.592	.375	.614	0.7	6.3	10.1
40	40	Willie Strong	6-5	11	C	16	49-73	.671	.000	.333	0.5	6.3	6.8

Team Totals / Percentages	512-1062	.482	.342	.654	257	770	56.4
Opponent Totals / Percentages	468-1197	.391	.318	.599	194	674	50.6

### State Finals History

First Appearance



Mark Galloway  
Head Coach  
1st Year (19-6)

### Team Facts

Town/City: Culver  
County: Marshall  
Superintendent: John Buxton  
Principal: Kathy Lintner  
Athletic Director: Al Clark  
Assistant Athletic Director: Mike Norton  
Head Coach: Mark Galloway  
Assistant Coaches: Alan Huggler, David England, Bill Murchie, Ed Kelley, J.D. Uebler, Will Duval, Dr. John Yeager  
Student Managers: Natalia Lopez-Yanez and Emily Stephanian  
Nickname: Eagles  
School Colors: Maroon and White  
Conference: Independent  
Enrollment: 790  
Starters Returning From Last Year: 3  
Last Year's Final Won-Loss Record: 14-9

### Season Results (19-6)

12/3 at South Bend Adams W 50-45  
12/7 Australia Tasmania W 61-37  
12/11 at Brebeuf Jesuit (3 OT) L 57-58  
12/17 Traders Point Christian Acad. W 59-41  
12/27 vs. Normal University (IL) (OT) W 66-52  
12/28 vs. Peoria Notre Dame (IL) L 46-73  
12/29 vs. Lake Forest Acad. (IL) L 43-46  
12/29 vs. North Lawndale (IL) (OT) W 57-56  
1/15 at Pioneer W 47-32  
1/22 at Lake Forest Acad. (IL) W 63-51  
1/25 South Bend St. Joseph's W 50-49  
1/28 at Bowman Academy L 66-84  
1/29 at Warsaw L 53-58  
2/4 Mishawaka Marian L 66-67  
2/5 Elkhart Christian W 74-46  
2/12 at Fall Creek Academy W 77-57  
2/15 Plymouth W 46-36  
2/18 South Bend Riley W 63-58  
2/19 Marquette Catholic W 53-36  
2/25 at Mishawaka W 59-37

#### Plymouth Sectional

3/4 Mishawaka Marian W 55-51  
3/5 South Bend St. Joseph's W 66-57

#### Crown Point Regional

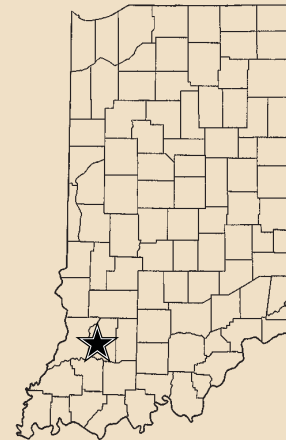
3/12 Andean W 61-55  
3/12 Western W 54-52

# Washington Hatchets

## Class 3A



(Left to right): Jacob Stephens, Cullen Arnold, Kurtis Anthony, Trey Graber, Dylan Ervin, Jaydan Hawk, Cody Zeller, Adam Lane, Robert Pittman, Tyler Stoll, Andy Garland, Derek Arvin.



### Team Facts

Town/City: Washington  
 County: Daviess  
 Superintendent: Dr. Bruce Hatton  
 Principal: Paul White  
 Athletic Director: Gene Miiller  
 Assistant Athletic Director: Steve Jones  
 Head Coach: Gene Miiller  
 Assistant Coaches: Brandt Schuckman, Mike Kramer, Kyle Cornelius, Scott Neidigh, Brett Matteson  
 Student Managers: Eric Wadsworth and Eric Long  
 Nickname: Hatchets  
 School Colors: Black and Gold  
 Conference: Big 8  
 Enrollment: 794  
 Starters Returning From Last Year: 4  
 Last Year's Final Won-Loss Record: 23-3

### Team Roster & Statistics

Lt.	Dk.	Name	Ht.	Gr.	Pos.	GP	FG-FGA	FG%	3FG%	FT%	Ast.	Reb.	Pts.
2	2	Jacob Stephens	5-10	11	G	22	10-32	.313	.143	.600	0.5	0.4	1.4
5	5	Derek Arvin	5-7	9	G	3	0-0	.000	.000	.000	0.0	0.0	0.0
12	12	Trey Graber	5-10	10	F	3	0-3	.000	.000	.000	0.0	1.0	0.0
14	14	Jaydan Hawk	5-10	12	G	19	8-17	.471	.000	.667	0.2	0.8	1.1
20	20	Dylan Ervin	6-0	11	G	27	130-232	.560	.339	.621	2.7	2.5	11.7
24	24	Kurtis Anthony	5-10	12	G	27	110-242	.455	.336	.804	4.0	2.7	11.0
32	32	Adam Lane	6-2	12	F	27	40-89	.449	.360	.762	1.2	1.7	3.9
34	34	Tyler Stoll	6-4	9	F	8	1-5	.200	.000	.750	0.1	0.4	1.0
40	40	Cody Zeller	6-11	12	C	27	249-381	.654	.182	.702	3.3	13.3	24.1
42	42	Robert Pittman	6-6	12	F	27	78-139	.561	.000	.380	0.6	4.9	6.5
44	44	Andy Garland	5-9	9	G	6	3-4	.750	.000	.000	0.0	0.3	1.0
50	50	Cullen Arnold	6-5	10	F	27	60-121	.496	.372	.674	1.7	3.2	6.1

Team Totals / Percentages							691-1269	.545	.326	.665	14.0	30.0	66.0
Opponent Totals / Percentages							461-1175	.392	.348	.683	5.1	18.3	46.9

### State Finals History

State Champion: 1930, 1941, 1942, 2005 (3A), 2008 (3A), 2010 (3A)  
 Appearances: (16) 1917, 1918, 1919, 1920, 1925, 1927, 1928, 1929, 1930, 1931, 1941, 1942, 2005 (3A), 2008 (3A), 2010 (3A), 2011 (3A)



Gene Miiller  
 Head Coach  
 6th Year (128-22)

### Season Results (23-4)

11/24	Barr-Reeve	W	70-42
12/3	at Evansville Central	L	53-54
12/4	at North Daviess	W	58-43
12/10	Edgewood	W	61-36
12/11	at Forest Park	L	65-70
12/17	at Evansville Bosse	W	79-71
12/18	Sullivan	W	61-42
12/22	at Loogootee	W	70-34
12/28	Mt. Vernon	W	84-57
12/30	vs. Center Grove	L	64-68
12/30	vs. Warsaw	L	44-46
1/7	Evansville Mater Dei	W	80-59
1/14	Jasper	W	70-54
1/15	at Gibson Southern	W	49-27
1/22	at Pike Central	W	84-31
1/28	at Boonville	W	60-54
2/4	Vincennes Lincoln	W	74-47
2/5	Princeton	W	78-61
2/10	at Owen Valley	W	72-39
2/15	Southridge	W	50-22
2/18	at Mt. Carmel (IL)	W	76-49
2/25	Evansville Memorial	W	69-50
<b>Southridge Sectional</b>			
3/4	Vincennes Lincoln	W	56-36
3/5	Southridge	W	47-36
<b>Washington Regional</b>			
3/12	Evansville Bosse	W	71-49
3/12	Corydon Central	W	68-41
<b>Seymour Semi-State</b>			
3/19	Batesville	W	66-48

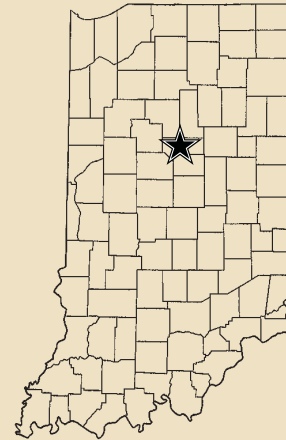


# Kokomo Wildkats

## Class 4A



Front Row (left to right): T.T. Catlett, Armon Bridgeforth, Parker Salinas, Cheyse Swain, Huston Clark, D.J. Balentine, Joe Meriwether; Second Row: Asst. Coach Mike Susong, Jared Davis (manager), Tayler Persons, Jalen Tinder, Asst. Coach Phil Cox, Karina Rebolgar (manager), Head Coach Brian McCauley, LaBradford Sebree, Tony Moses, Cory Yeoman (manager), Asst. Coach Matt Weaver.



### Team Facts

Town/City: Kokomo  
 County: Howard  
 Superintendent: Jeff Hauswald  
 Principal: Al Remaly  
 Athletic Director: Mike Wade  
 Asst. Athletic Director: Dick Christie  
 Head Coach: Brian McCauley  
 Assistant Coaches: Phil Cox, Matt Weaver, Mike Susong, Mike Heilman  
 Student Managers: Karina Rebolgar, Cory Yeoman, Jared Davis, Mariah Davis, Andrew Plough, Albert Tung  
 Nickname: Wildkats  
 School Colors: Red and Blue  
 Conference: North Central  
 Enrollment: 1,949  
 Starters Returning From Last Year: 2  
 Last Year's Final Won-Loss Record: 16-6

### Team Roster & Statistics

Lt.	Dk.	Name	Ht.	Gr.	Pos.	GP	FG-FGA	FG%	3FG%	FT%	Ast.	Reb.	Pts.
10	10	Hakim Burnett	6-1	10	G	0	0-0	.000	.000	.000	0.0	0.0	0.0
12	12	Jalen Tinder	6-2	11	G	18	20-43	.465	.000	.593	0.6	1.7	3.1
14	14	LaBradford Sebree	6-2	10	F	25	81-172	.471	.317	.590	1.1	4.2	8.4
20	20	Tayler Persons	6-1	9	G	25	64-136	.471	.273	.676	0.9	2.6	6.5
22	22	T.T. Catlett	5-6	12	G	14	7-22	.318	.000	.000	0.4	0.3	1.0
24	24	Tony Moses	5-11	11	G	8	7-13	.538	.333	.000	0.0	0.9	1.9
30	30	Armon Bridgeforth	6-0	11	G	25	61-121	.504	.000	.548	2.0	3.3	6.5
32	32	Cheyse Swain	6-3	12	F	25	68-134	.507	.000	.635	1.6	3.9	6.8
34	34	D.J. Balentine	6-2	11	G	25	138-321	.430	.371	.794	3.9	3.8	16.2
40	40	Montanez Fowler	6-0	10	F	0	0-0	.000	.000	.000	0.0	0.0	0.0
42	42	Parker Salinas	6-3	12	F	15	43-104	.413	.488	.692	0.5	3.9	7.7
44	44	Erik Bowen	6-4	9	F	3	1-1	1.000	.000	.000	0.0	0.0	0.7
50	50	Joe Meriwether	6-1	12	F	15	8-17	.471	.333	1.000	0.3	1.5	1.4
52	52	Christian Collins	6-4	10	C	6	1-4	.250	.000	.357	0.0	1.3	1.2
54	54	Huston Clark	6-4	12	F	25	92-154	.597	.500	.440	1.0	6.6	8.3
Team Totals / Percentages							591-1242	.476	.350	.618	11.6	31.7	61.9
Opponent Totals / Percentages							443-1085	.408	.307	.620	8.4	26.5	48.8

### State Finals History

State Champion: 1961  
 Runner-Up: 1925, 1944, 1959, 1989  
 Appearances: (19) 1914, 1916, 1917, 1918, 1919, 1920, 1925, 1927, 1929, 1930, 1933, 1941, 1944, 1959, 1961, 1962, 1989, 1997, 2011 (4A)



Brian McCauley  
 Head Coach  
 5th Year (72-41)

### Season Results (23-2)

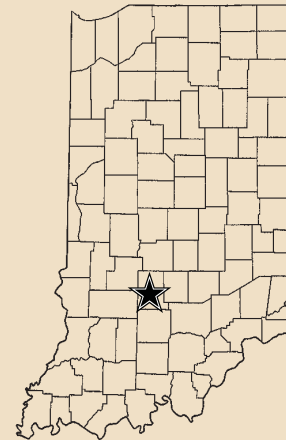
11/24	at Western	W	53-43
11/27	at Westfield	W	53-50
12/4	Fishers	W	46-34
12/10	Muncie Central	W	55-42
12/17	at Marion	W	76-54
12/18	Lafayette Jefferson	W	82-67
12/21	Noblesville	W	51-32
1/7	at Peru	W	61-60
1/8	McCutcheon	W	66-56
1/14	at New Castle	W	49-38
1/15	at Carmel	L	53-54
1/21	Frankfort	W	77-50
1/22	at Tipton	W	46-43
1/28	at Anderson	W	80-47
1/29	Harrison (West Lafayette)	W	80-43
2/4	Huntington North	L	56-60
2/10	at Logansport	W	42-39
2/15	Lebanon	W	75-57
2/18	Richmond	W	71-61
<b>Logansport Sectional</b>			
3/1	Harrison (West Lafayette)	W	66-47
3/4	Lafayette Jefferson	W	68-51
3/5	Logansport	W	92-57
<b>Marion Regional</b>			
3/12	Jay County	W	44-37
3/12	Pendleton Heights (2 OT)	W	58-55
<b>Lafayette Jefferson Semi-State</b>			
3/19	Munster	W	47-44

# Bloomington South Panthers

## Class 4A



Front Row (left to right): Emma Weiler, Ashton Franklin, Allison Wilson, Steffi Wong, Ciana Hillenburg, Amber Beatty, Jaicee Blais, Jessica Carpenter, Kassady Parrott, Maddy Trigg, Emily Sipes, Whitney Yoder, Samantha Seifers; Second Row: Head Coach J.R. Holmes, Brady Simpson, Dustin Utley, Trae Washington, Darwin Davis Jr., Kyle Dugan, Michael Bower, Ben Stowell, Asst. Coach Aaron Parker; Third Row: Tucker Simpson, Asst. Coach Kyle Simpson, Trainer Dave Grossman, Joey Forney II, Asst. Coach Matt Seifers, Alex Forney, Gabe Hull, Desmond Marks, Aaron Binford, Spencer Turner, JV/Asst. Coach Criss Beyers, Asst. Coach Heath Howington, Peanut Stevens (manager), Jimmy Hudoff (manager), Asst. Coach Doug Waltz.



### Team Facts

Town/City: Bloomington  
 County: Monroe  
 Principal: Mark Fletcher  
 Athletic Director: J.R. Holmes  
 Assistant Athletic Director: Larry Winters, Criss Beyers, and Kirk Kennedy  
 Head Coach: J.R. Holmes  
 Assistant Coaches: Criss Beyers, Aaron Parker, Kyle Simpson, Doug Waltz, Heath Howington, Matt Seifers  
 Nickname: Panthers  
 School Colors: Purple and White  
 Conference: Conference Indiana  
 Enrollment: 1,700  
 Starters Returning From Last Year: 3  
 Last Year's Final Won-Loss Record: 23-1

### Team Roster & Statistics

Lt.	Dk.	Name	Ht.	Gr.	Pos.	GP	FG-FGA	FG%	3FG%	FT%	Asst.	Reb.	Pts.
3	3	Michael Bower	6-2	11	F	27	22-37	.595	.125	.545	1.2	3.1	2.2
5	5	Kyle Dugan	5-6	11	G	20	4-11	.364	.167	.500	0.2	0.2	0.6
10	10	Trae Washington	5-8	11	G	27	5-14	.357	.067	.526	1.2	0.6	0.9
11	11	Darwin Davis Jr.	6-0	12	G	27	150-215	.698	.421	.734	5.6	3.4	21.9
13	13	Ben Stowell	6-1	12	G	27	57-117	.487	.368	.698	2.4	2.0	8.4
21	21	Dustin Utley	6-0	11	G	20	7-10	.700	.333	.625	0.1	0.4	1.1
22	22	Spencer Turner	6-4	12	G	27	58-101	.574	.387	.840	2.4	5.0	16.3
31	31	Alex Forney	6-4	12	F	27	4-9	.444	.000	.250	0.2	1.1	0.3
33	33	Joey Forney II	6-4	12	F	27	74-140	.529	.429	.615	1.7	4.4	9.5
41	41	Desmond Marks	6-5	12	F	27	68-132	.515	.263	.730	1.0	6.2	7.7
43	43	Aaron Binford	6-5	12	C	16	1-4	.250	.200	.000	0.3	0.3	0.3
45	45	Gabe Hull	6-8	12	C	18	6-10	.600	.000	.500	0.7	0.0	0.7
		Isaiah Gooch	6-5	9	F	0	0-0	.000	.000	.000	0.0	0.0	0.0
		Nolan Rogers	5-9	10	G	0	0-0	.000	.000	.000	0.0	0.0	0.0
		Keaton Hendricks	6-4	9	F	0	0-0	.000	.000	.000	0.0	0.0	0.0
		Aareone McCoy	5-10	10	G	0	0-0	.000	.000	.000	0.0	0.0	0.0
Team Totals / Percentages							453-841	.540	.366	.714	15.7	26.9	69.5
Opponent Totals / Percentages							412-876	.470	.366	.644	10.4	23.3	56.1

### State Finals History

State Champion: 1919, 2009 (4A)  
 Appearances: (13) 1913, 1914, 1915, 1916, 1917, 1918, 1919, 1920, 1921, 1922, 1960, 2009 (4A), 2011 (4A)



J.R. Holmes  
 Head Coach  
 29th Year (511-172)

### Season Results (25-2)

11/27	at New Albany	W	64-39
12/3	Bedford North Lawrence	W	71-65
12/4	Evansville Harrison	W	66-51
12/10	Southport	W	76-59
12/11	at Terre Haute North	W	70-60
12/17	at Lawrence Central	W	65-51
12/18	Jeffersonville (OT)	W	76-73
12/21	Carmel	W	63-39
12/30	vs. Warsaw	W	65-62
12/30	vs. Center Grove (2 OT)	L	82-88
1/7	Bloomington North	W	86-55
1/14	at Edgewood	W	71-52
1/21	at Martinsville	W	78-63
1/22	Franklin Central	W	63-56
1/25	Columbus East	W	91-61
1/28	at Pike	L	74-80
2/4	Columbus North	W	75-44
2/10	Center Grove	W	80-65
2/12	Warren Central	W	66-57
2/18	at Perry Meridian	W	56-53
2/19	LaPorte LaLumiere	W	56-48
2/24	at Decatur Central	W	65-63

### Bloomington South Sectional

3/4	Bloomington North	W	54-46
3/5	Columbus East	W	66-34

### Seymour Regional

3/12	New Albany	W	53-37
3/12	Castle	W	68-49

### Southport Semi-State

3/19	North Central (Indpls.)	W	76-66
------	-------------------------	---	-------